

# A CONSISTENT AND BREAKDOWN ROBUST MODEL-BASED CLUSTERING METHOD

Pietro Coretto\*  
Università di Salerno, Italy  
e-mail: pcoretto@unisa.it

Christian Hennig†  
University College London, UK  
e-mail: c.hennig@ucl.ac.uk

**Abstract.** The robust improper maximum likelihood estimator (RIMLE) is a new method for robust multivariate clustering finding approximately Gaussian clusters. It maximizes a pseudo-likelihood defined by adding a component with improper constant density for accommodating outliers to a Gaussian mixture. A special case of the RIMLE is MLE for multivariate finite Gaussian mixture models. In this paper we give a comprehensive treatment of existence, consistency, and breakdown theory for the RIMLE. RIMLE existence is proved under non-smooth covariance matrix constraints, it is shown that these can be implemented via a computationally feasible EM-algorithm.

**Keywords.** Cluster analysis, robustness, improper density, mixture models, model-based clustering, maximum likelihood, EM-algorithm.

**MSC2010.** 62H30, 62F35.

## 1 Introduction

Maximum likelihood estimation (MLE) in a Gaussian mixture model with mixture components interpreted as clusters is a popular approach to cluster analysis (see, e.g., [Fraley and Raftery \(2002\)](#)). In many datasets not all observations can be assigned appropriately to clusters that can be properly modelled by a Gaussian distribution, and it is also well known that the MLE can be strongly affected by outliers ([Hennig \(2004\)](#)). In this paper we introduce and investigate the “robust improper maximum likelihood estimator” (RIMLE), a method for robust clustering with clusters that can be approximated by multivariate Gaussian distributions. The basic idea of RIMLE is to fit an improper density to the data that is made up by a Gaussian mixture density and a “pseudo mixture component” defined by a small constant density, which is meant to capture outliers and observations in low density areas of the data that cannot properly be assigned to a Gaussian mixture component (called “noise” in the following). This is inspired by the addition of a uniform “noise component” to a Gaussian mixture suggested by [Banfield and Raftery \(1993\)](#). [Hennig \(2004\)](#) showed that using an improper density improves the breakdown robustness of this approach for one-dimensional datasets. As in many other statistical problems, violations

---

\*The author gratefully acknowledges support from the Università di Salerno grant program “Sistema di calcolo ad alte prestazioni per l’analisi economica, finanziaria e statistica (HPC - High Performance Computing) - prot. ASSA098434, 2009”

†The author gratefully acknowledges support from the EPSRC grant EP/K033972/1.

of the model assumptions may cause problems in cluster analysis. Our general attitude to the use of statistical models in cluster analysis is that the models should not be understood as reflecting some underlying but in practice unobservable “truth”, but rather as thought constructs implying a certain behaviour of methods derived from them (e.g., maximizing the likelihood), which may or may not be appropriate in a given application (more details on the general philosophy of clustering can be found in [Hennig and Liao \(2013\)](#)). Using a model such as a mixture of multivariate Gaussian distributions, interpreting every mixture component as a “cluster”, implies that we look for clusters that are approximately “Gaussian-shaped”, but we do not want to rely on whether the data really were generated i.i.d. by a Gaussian mixture. We focus on situations in which the number of clusters  $G$  is fixed.

There are a number of proposals already in the literature for accounting for the presence of noise and outliers in clustering problems. These contributions can be divided in two groups: methods based on mixture modelling, and methods based on fixed partition models. Within the first group [Banfield and Raftery \(1993\)](#) and [Coretto and Hennig \(2011\)](#) dealt with uniform distributions added as “noise components” to a finite Gaussian mixture. [McLachlan and Peel \(2000\)](#) proposed to model data based on Student  $t$ -distributions. [Cuesta-Albertos et al. \(1997\)](#) and [García-Escudero and Gordaliza \(1999\)](#) introduced and studied trimming in order to robustify the  $k$ -means partitioning method. Robust partitioning methods with homoscedastic clusters based on ML-type procedures were proposed in [Gallegos \(2002\)](#) and [Gallegos and Ritter \(2005\)](#). Heteroscedasticity in ML-type partitioning methods has been introduced with the TCLUS algorithm of [García-Escudero et al. \(2008\)](#) and the “ $k$ -parameters clustering” of [Gallegos and Ritter \(2013\)](#). Different from the methods based on fixed partition models, mixture models and RIMLE allow a smooth transition between different clusters and between clustered observations and noise, which improves parameter estimation in the presence of overlap between mixture components.

The one-dimensional version of the RIMLE was introduced in [Coretto and Hennig \(2010\)](#) and was investigated based on Monte Carlo experiments. Extension of the methods to the multivariate setting is not straightforward. To our knowledge, even for the case of ML for plain multivariate Gaussian mixtures (i.e. the RIMLE with the improper constant density set to zero), consistency theory has not been developed before. Existence and consistency of the MLE for the multivariate Gaussian mixtures is a long standing problem due to the ill-posedness of the likelihood function. [Chen and Tan \(2009\)](#) and [Alexandrovich \(2014\)](#) propose and study a penalized ML estimator. [García-Escudero et al. \(2014\)](#) studied a classification ML estimator for Gaussian mixture that is based on the TCLUS idea.

In this paper we study the theoretical properties of the RIMLE as well as its computation. A comprehensive treatment of existence, consistency and robustness is given. This treatment includes the case of ML for multivariate Gaussian mixture as special case. Particularly, the robustness properties of RIMLE are superior to those of the mixture-based methods proposed by [Banfield and Raftery \(1993\)](#) and [McLachlan and Peel \(2000\)](#), as demonstrated later in the paper. For fitting plain Gaussian mixtures, some issues that are treated here arise as well, particularly the need to constrain the covariance matrices in order to avoid degeneration of the likelihood. Some literature on this is cited in [Section 2.2](#). Consistency results for plain Gaussian mixtures look at consistent estimation of the parameters assuming the model to hold precisely (e.g., [Redner and Walker \(1984\)](#)). The consistency results given here in [Section 3](#) are of a nonparametric nature and show the consistency of the RIMLE for the RIMLE-functional defined for a general class of

sampling distributions. Similar results have been shown for a partition likelihood model (Gallegos and Ritter (2013)) and for alternative, trimming-based approaches to robust clustering (e.g., García-Escudero et al. (2008); Gallegos and Ritter (2009)). Compared to these results, there is an additional difficulty for the RIMLE, namely that degeneration of the likelihood needs to be prevented also in the case that almost all observations are assigned to the noise component and the remaining observations are fitted arbitrarily well. This may look like a disadvantage, but in the literature cited above such problems are only avoided by fixing the trimming rate. An analysis like the one given here, and in Coretto and Hennig (2014) is required for understanding the case in which both the proportion of points considered as “noise” and the density level at which this happens are flexible. Coretto and Hennig (2014) introduces the OTRIMLE, a data-adaptive choice of the improper constant density, the method’s tuning constant for achieving robustness. That paper also includes a simulation study comparing the different approaches to robust clustering.

The paper is organized as follows. The RIMLE is introduced and defined in Section 2. In Section 3 existence and consistency of the RIMLE are proved. Section 4 treats the computation of the RIMLE and the choice of  $\delta$ . Section 5 studies the breakdown robustness of RIMLE. Section 6 presents a real data example along with an illustration of the effect of the choice of the improper constant density. Section 7 concludes the paper, followed by an appendix with proofs.

## 2 Basic definitions

### 2.1 RIMLE and clustering

The robust improper maximum likelihood estimator (RIMLE) is based on the “noise component”-idea for robustification of the MLE based on the Gaussian mixture model. This models the noise by a uniform distribution, but in fact we are interested in more general patterns of noise or outliers. However, regions of high density are rather associated with clusters than with noise, so the noise regions should be those with the lowest density. This kind of distinction can be achieved by using the uniform density as in Banfield and Raftery (1993), but in the presence of gross outliers the dependence of the uniform distribution on the convex hull of the data still causes a robustness problem (Hennig (2004)). The uniform distribution is not really used here as a model for the noise, but rather as a technical device to account for whatever goes on in low density regions. The RIMLE drives this idea further by using an improper uniform distribution the density value of which does not depend on extreme points in the data. In the following, assume an observed sample  $x_1, x_2, \dots, x_n$ , where  $x_i$  is the realization of a random variable  $X_i \in \mathbb{R}^p$  with  $p > 1$ ;  $X_1, \dots, X_n$  i.i.d. The goal is to cluster the sample points into  $G$  distinct groups. RIMLE then maximizes a pseudo-likelihood, which is based on the improper pseudo-density

$$\psi_\delta(x, \theta) = \pi_0 \delta + \sum_{j=1}^G \pi_j \phi(x; \mu_j, \Sigma_j), \quad (1)$$

where  $\phi(\cdot, \mu, \Sigma)$  is the Gaussian density with mean  $\mu$  and covariance matrix  $\Sigma$ ,  $\pi_0, \pi_j \in [0, 1]$  for  $j = 1, 2, \dots, G$ ,  $\pi_0 + \sum_{i=1}^G \pi_i = 1$ , while  $\delta$  is the improper constant density (icd).

The parameter vector  $\theta$  contains all Gaussian parameters plus all proportion parameters including  $\pi_0$ , ie.  $\theta = (\pi_0, \pi_1, \dots, \pi_G, \mu_1, \dots, \mu_G, \Sigma_1, \dots, \Sigma_G)$ . The icd value and the number of Gaussian components  $G$  are considered fixed and known. Although this does not define a proper probability model, it yields a useful procedure for data modelled as a proportion of  $(1 - \pi_0)$  of a mixture of Gaussian distributions, which have high enough density peaks to be interpreted as clusters plus a proportion  $\pi_0$  times something unspecified with density  $\leq \delta$  (which may even contain further Gaussian components with so few points and/or so large within-component variation that they are not considered as “clusters”).

The definition of the pseudo-model in (1) requires that the value of  $\delta$  is fixed in advance. Choice of  $\delta$  will be discussed in Section 4.2.

Given the sample improper pseudo-log-likelihood function

$$l_n(\theta) = \frac{1}{n} \sum_{i=1}^n \log \psi_\delta(x_i, \theta), \quad (2)$$

the RIMLE is defined as

$$\theta_n(\delta) = \arg \max_{\theta \in \Theta} l_n(\theta), \quad (3)$$

where  $\Theta$  is a constrained parameter space defined in Section 2.2.  $\theta_n(\delta)$  is then used to cluster points using pseudo posterior probabilities for belonging to the Gaussian components or the improper uniform. These pseudo posterior probabilities are given by

$$\tau_j(x_i, \theta) := \begin{cases} \frac{\pi_0 \delta}{\psi_\delta(x_i, \theta)} & \text{if } j = 0 \\ \frac{\pi_j \phi(x_i, \mu_j, \Sigma_j)}{\psi_\delta(x_i, \theta)} & \text{if } j = 1, 2, \dots, G; \end{cases} \quad \text{for } i = 1, 2, \dots, n.$$

Points are assigned to the component for which the pseudo posterior probability is maximized. The assignment rule is then given by

$$J(x_i, \theta) := \arg \max_{j \in \{0, 1, 2, \dots, G\}} \tau_j(x_i, \theta). \quad (4)$$

The assignment based on maximum posterior probabilities is common to all model-based clustering methods. Here, there is an improper density involved, and so these are “pseudo posterior probabilities”.

## 2.2 The constrained parameter space

Some notation: the  $k$ th element of  $\mu_j$  is denoted by  $\mu_{j,k}$  for  $k = 1, 2, \dots, p$  and  $j = 1, 2, \dots, G$ . Let  $\lambda_{j,k}$  be the  $k$ th eigenvalue of  $\Sigma_j$ , define  $\Lambda(\theta) = \{\lambda_{j,k} : j = 1, 2, \dots, G; k = 1, 2, \dots, p\}$ ,  $\lambda_{\min}(\theta) = \min_{j,k} \{\lambda_{j,k}\}$ ,  $\lambda_{\max}(\theta) = \max_{j,k} \{\lambda_{j,k}\}$ .

**Remark 1.** The  $p$ -dimensional Gaussian density can be written in terms of the eigen-decomposition of the covariance matrix:

$$\phi(x; \mu, \Sigma) = (2\pi)^{-\frac{p}{2}} \left( \prod_{k=1}^p \lambda_k \right)^{-\frac{1}{2}} \exp \left( -\frac{1}{2} \sum_{k=1}^p \lambda_k^{-1} (x - \mu)' v_k v_k' (x - \mu) \right),$$

where  $\lambda_k$  is the  $k$ -th eigenvalue of  $\Sigma$ , and  $v_k$  is its associated eigenvector, for  $k = 1, 2, \dots, p$ .

Let  $\lambda_{\min} = \min\{\lambda_k; k = 1, 2, \dots, p\}$ . Then,  $\lim_{\lambda_{\min} \searrow 0} \phi(\mu; \mu, \Sigma) = \infty$ , with  $\phi(\mu; \mu, \Sigma) = O(\lambda_{\min}^{-p/2})$  as  $\lambda_{\min} \searrow 0$ . On the other hand  $\lim_{\lambda_{\min} \searrow 0} \phi(x; \mu, \Sigma) = 0$  for all  $x \neq \mu$ , with  $\phi(x; \mu, \Sigma) = o(\lambda_{\min}^q)$  for any fixed  $q$  as  $\lambda_{\min} \searrow 0$ . This implies that

$$\lim_{\lambda_{\min} \searrow 0} \phi(\mu; \mu, \Sigma)\phi(x; \mu, \Sigma) \rightarrow 0 \quad \text{for any } x \neq \mu$$

Furthermore, each of the density components in  $\psi_\delta(\cdot)$  can be bounded above in terms of  $\lambda_{\max}(\theta)$  and  $\lambda_{\min}(\theta)$ :

$$\phi(x; \mu_j, \Sigma_j) \leq (2\pi\lambda_{\min}(\theta))^{-\frac{p}{2}} \exp\left\{-\frac{1}{2}\lambda_{\max}(\theta)^{-1}\|x - \mu_j\|^2\right\} \leq (2\pi\lambda_{\min}(\theta))^{-\frac{p}{2}}. \quad (5)$$

The optimization problem in (3) requires that  $\Theta$  is suitably defined, otherwise  $\theta_n(\delta)$  may not exist. Consider a sequence  $(\theta_m)_{m \in \mathbb{N}}$ , as discovered by [Kiefer and Wolfowitz \(1956\)](#), the likelihood of a Gaussian mixtures degenerates if  $\lambda_{1,1,m} \searrow 0$  if  $\mu_{1,m} = x_1$ , and this holds for (2), too. We here use the eigenratio constraint

$$\lambda_{\max}(\theta)/\lambda_{\min}(\theta) \leq \gamma < +\infty \quad (6)$$

with a constant  $\gamma \geq 1$ , where  $\gamma = 1$  constrains all component covariance matrices to be spherical and equal, as in  $k$ -means clustering. This type of constraint has been proposed by [Dennis \(1981\)](#), while [Hathaway \(1985\)](#) showed consistency of the scale-ratio constrained MLE for one-dimensional Gaussian mixtures. [Ingrassia \(2004\)](#) and [Ingrassia and Rocci \(2007\)](#) introduced EM algorithms for implementing these constraints for multivariate datasets. TCLUS by [García-Escudero et al. \(2008\)](#) and [García-Escudero et al. \(2014\)](#) also make use of eigenratio constraints. Moreover there are a number of alternative constraints, see [Ingrassia and Rocci \(2011\)](#); [Gallegos and Ritter \(2009\)](#). It may be seen as a disadvantage of (6) that the resulting estimator will not be affine equivariant (this would require allowing  $\lambda_{\max}(\theta)/\lambda_{\min}(\theta) \rightarrow \infty$  within any component), although it is rotation equivariant and therefore standardisation of variables will enforce affine equivariance.

Although (6) ensures the boundedness of the likelihood in standard mixture models and TCLUS, for RIMLE this is not enough. Points not fitted by any of the Gaussian components can still be fitted by the improper uniform component. Therefore we impose an additional constraint:

$$\frac{1}{n} \sum_{i=1}^n \tau_0(x_i, \theta) \leq \pi_{\max}, \quad (7)$$

for fixed  $0 < \pi_{\max} < 1$ . The quantity  $n^{-1} \sum_{i=1}^n \tau_0(x_i, \theta)$  can be interpreted as the estimated proportion of noise points. Choosing  $\pi_{\max} = \frac{1}{2}$ , say, just implements a familiar condition in robust statistics that at most half of the data should be classified as ‘‘outliers/noise’’. Overall, the parameter space for RIMLE is

$$\Theta := \left\{ \theta : \pi_j \geq 0 \forall j \geq 1, \pi_0 + \sum_{j=1}^G \pi_j = 1; \frac{1}{n} \sum_{i=1}^n \tau_0(x_i, \theta) \leq \pi_{\max}; \frac{\lambda_{\max}(\theta)}{\lambda_{\min}(\theta)} \leq \gamma \right\}. \quad (8)$$

### 3 RIMLE existence and consistency

We first show existence of the RIMLE for finite samples (all proofs are given in the Appendix). Let  $\#(A)$  denote the cardinality of the set  $A$ . Let  $\underline{x}_n = \{x_1, x_2, \dots, x_n\}$ . Lemma 1 concerns the important case of plain Gaussian mixtures ( $\delta = 0$ ) and requires a weaker assumption A0(a) for existence than A0 required for the RIMLE with  $\delta > 0$ . Here are some assumptions:

**A0(a)**  $\#(\underline{x}_n) > G$ .

**A0**  $\#(\underline{x}_n) > G + \lceil n\pi_{\max} \rceil$ .

**Lemma 1.** *Assume A0(a),  $\delta = 0$ . Let  $(\theta_m)_{m \in \mathbb{N}}$  be a sequence such that  $\lambda_{\max}(\theta_m)/\lambda_{\min}(\theta_m) \leq \gamma$ . Assume also that for some  $j = 1, 2, \dots, G$  and  $k = 1, 2, \dots, p$ ,  $\lambda_{k,j,m} \searrow 0$  as  $m \rightarrow \infty$ ; then  $\sup l_n(\theta_m) \rightarrow -\infty$ .*

**Lemma 2.** *Assume A0,  $\delta > 0$ .  $(\theta_m)_{m \in \mathbb{N}}$  is a sequence in  $\Theta$ . Assume also that for some  $j = 1, 2, \dots, G$  and  $k = 1, 2, \dots, p$ ,  $\lambda_{k,j,m} \searrow 0$  as  $m \rightarrow \infty$ . Then  $l_n(\theta_m) \rightarrow -\infty$ .*

From these:

**Theorem 1** (Finite Sample Existence). *Assume A0. Then  $\theta_n(\delta)$  exists for all  $\delta \geq 0$ .*

We now define the population version of the RIMLE and derive consistency results for the sequence  $\{\theta_n(\delta)\}_{n \in \mathbb{N}}$ . Let  $E_P f(x)$  be the expectation of  $f(x)$  under  $P$ . The RIMLE population target function and the constrained parameter set can be obtained by replacing the empirical measure with  $P$ , and the population version of  $l_n(\theta)$  is given by

$$L(\theta) = E_P \log(\psi_\delta(x, \theta)).$$

The constrained parameter set is defined as

$$\Theta_G := \left\{ \theta : \pi_j \geq 0 \forall j \geq 1; \pi_0 + \sum_{j=1}^G \pi_j = 1; E_P \frac{\pi_0 \delta}{\psi_\delta(x, \theta)} \leq \pi_{\max}; \frac{\lambda_{\max}(\theta)}{\lambda_{\min}(\theta)} \leq \gamma \right\}. \quad (9)$$

Define  $L_G = \sup_{\theta \in \Theta_G} L(\theta)$ . Consistency of the RIMLE can be achieved only if  $L_G$  exists. In order to ease the notation we define  $\eta(x, \theta) = \sum_{j=1}^G \pi_j \phi(x; \mu_j, \Sigma_j)$ . Consider the following assumptions on  $P$ :

**A1** For every  $x_1, \dots, x_G \in \mathbb{R}^p : P\{x_1, \dots, x_G\} < 1 - \pi_{\max}$ .

**A2**  $L_G > L_{G-1}$ , where for  $G \in \mathbb{N}$  let  $L_G = \sup_{\theta \in \Theta_G} L(\theta)$ .

**A3** There exist  $\epsilon_3, \epsilon_4 > 0$  so that for every  $\theta$  with  $\pi_0 < \epsilon_3 : L(\theta) \leq L_G - \epsilon_4$ .

**Remark 2.** Assumption A1 requires that no set of  $G$  points carries probability  $1 - \pi_{\max}$  or more. Otherwise the log-likelihood can be driven to  $\infty$  by fitting  $G$  mixture components to  $G$  points with all covariance matrix eigenvalues converging to zero. The improper noise component could take care of all other points. Note that assumptions A2 and A3 are not both required, but only any single one of them (A2 enables a stronger consistency result).

In situations in which neither A2 nor A3 are fulfilled,  $P$  can be fitted perfectly by fewer than  $G$  mixture components and no noise. In this case one cannot stop the remaining mixture components from degenerating, and therefore one cannot expect consistency of all components for any method. Note that this is less often the case than one might expect; for example, a plain Gaussian mixture with  $G - 1$  components may still fulfill A3: if the density of one of the components is uniformly smaller than  $\delta$ , a better pseudo-likelihood can obviously be achieved by assigning its proportion to the noise component than by choosing  $\pi_0 = \pi_G = 0$  and otherwise the true parameters. A Gaussian component that “looks like noise” rather than like a “cluster” will be treated as noise.

**Lemma 3.** *For any probability measure  $P$  on  $\mathbb{R}^p$ ,  $L_G > -\infty$ .*

**Lemma 4.** *Assume A1. There are  $\lambda_{\min}^* > 0$ ,  $\lambda_{\max}^* < \infty$ ,  $\epsilon > 0$ , so that*

- (a)  $L(\theta) \leq L_G - \epsilon$  for every  $\theta$  with  $\lambda_{\min}(\theta) < \lambda_{\min}^*$  or  $\lambda_{\max}(\theta) > \lambda_{\max}^*$ ,
- (b) for  $x_1, x_2, \dots$  i.i.d. with  $\mathcal{L}(x_1) = P$ , for sequences  $(\theta_n)_{n \in \mathbb{N}}$  with  $\lambda_{\min}(\theta_n) < \lambda_{\min}^*$  or  $\lambda_{\max}(\theta_n) > \lambda_{\max}^*$  for large enough  $n$ :  $l_n(\theta_n) \leq l_n(\theta_n(\delta)) - \epsilon$  a.s.

**Remark 3.** Lemma 4 (a) and (5) imply that for all  $\theta$  with  $L(\theta) > L_G - \epsilon$ ,  $j = 1, 2, \dots, G$  and all  $x$ :

$$\phi(x, \mu_j, \Sigma_j) \leq \phi_{\max} = \frac{1}{(2\pi)^{p/2} (\lambda_{\min}^*)^{p/2}}.$$

This implies  $L_G < \infty$ .

The same holds because of Lemma 4 (b) for  $x_1, x_2, \dots$  i.i.d. with  $\mathcal{L}(x_1) = P$  for large enough  $n$  a.s. for all  $\theta$  with  $l_n(\theta) > l_n(\theta_n(\delta)) - \epsilon$ .

**Lemma 5.** *Assume A1 and A2. There is a compact set  $K \subset \mathbb{R}^p$  so that*

- (a)  $L$  reaches its supremum for  $\mu_1, \dots, \mu_G \in K$  and is bounded away from the supremum if not all of  $\mu_1, \dots, \mu_G \in K$ ,
- (b) for  $x_1, x_2, \dots$  i.i.d. with  $\mathcal{L}(x_1) = P$  for large enough  $n$ ,  $l_n$  reaches its supremum for  $\mu_1, \dots, \mu_G \in K$  and is bounded away from the supremum if not all of  $\mu_1, \dots, \mu_G \in K$ , a.s.

**Lemma 6.** *Assume A1 and A3. There is a compact set  $K \subset \mathbb{R}^p$  so that*

- (a)  $L$  reaches its supremum for  $\mu_1, \dots, \mu_G \in K$ ,
- (b) for  $x_1, x_2, \dots$  i.i.d. with  $\mathcal{L}(x_1) = P$ , there exists a sequence  $(\tilde{\theta}_n)_{n \in \mathbb{N}}$  maximizing  $l_n$  locally for  $\mu_1, \dots, \mu_G \in K$  so that  $l_n(\tilde{\theta}_n) \rightarrow L_G$  a.s., and a.s. there is no sequence  $\theta_n \in \Theta_G$  so that  $\limsup_{n \rightarrow \infty} l_n(\theta_n) > L_G$ .

**Theorem 2** (RIMLE existence). *Assume A1 and any one of A2 or A3. There is a compact subset  $K \subset \Theta_G$  so that there exists  $\theta \in K$ :  $\infty > L(\theta) = L_G > -\infty$ . Assuming A2, for  $\theta \notin K$ ,  $L(\theta)$  is bounded away from  $L_G$ .*

*Proof.* Pieced together from Lemmas 3-5 parts (a) and Remark 3. □

Theorem 2 establishes existence of the RIMLE functional

$$\theta^*(\delta) = \arg \max_{\theta \in \Theta_G} L(\theta). \quad (10)$$

Unfortunately neither  $L(\theta)$  nor  $l_n(\theta)$  can be expected to have a unique maximum. If we take the vector  $\theta$  and we permute some of the triples  $(\pi_j, \mu_j, \Sigma_j)$  we still obtain the same value for  $L(\theta)$  and  $l_n(\theta)$ . This known as “label switching” in the mixture literature. There could be other causes for multiple maxima. Without strong restrictions on  $P$ , we cannot identify any specific source of multiple optima in the target function. Instead we show that asymptotically the sequence of estimators is close to some maximum of the pseudo-loglikelihood, which amounts to consistency of the RIMLE with respect to a quotient space topology identifying all loglikelihood maxima, as done in Redner (1981). By  $\theta^*(\delta)$  in (10) we mean any of the maximizer of  $L(\theta)$ . Define the sets

$$S(\dot{\theta}) = \left\{ \theta \in \Theta_G : \int \log \psi_\delta(x; \theta) dP(x) = \int \log \psi_\delta(x; \dot{\theta}) dP(x) \right\},$$

$$\mathcal{K}(\dot{\theta}, \varepsilon) = \left\{ \theta \in \Theta_G : \|\theta - \dot{\theta}\| < \varepsilon \forall \dot{\theta} \in S(\dot{\theta}) \right\}, \quad \text{for any } \varepsilon > 0.$$

The following theorem makes a stronger statement assuming A2 than A3, because if A2 does not hold, the  $G$ th mixture component is asymptotically not needed and cannot be controlled for finite  $n$  outside a compact set.

**Theorem 3** (Consistency). *Assume A1 and A2. Then for every  $\varepsilon > 0$  and every sequence of maximizers  $\theta_n(\delta)$  of  $l_n$ :*

$$\lim_{n \rightarrow \infty} P \{ \theta_n(\delta) \in \mathcal{K}(\theta^*(\delta), \varepsilon) \} = 1.$$

*Assuming A3 instead of A2, for every compact  $K \supset \mathcal{K}(\theta^*(\delta), \varepsilon)$  there exists a sequence of  $\theta_n$  that maximize  $l_n$  locally in  $K$  so that*

$$\lim_{n \rightarrow \infty} P \{ \theta_n \in \mathcal{K}(\theta^*(\delta), \varepsilon) \} = 1.$$

## 4 Practical issues

### 4.1 RIMLE computing

In this section we show that for a fixed  $\delta$  the RIMLE can be appropriately approximated using an Expectation–Maximization (EM) algorithm which requires calculations of closed form expressions, and possibly a simple one–dimensional line search optimization, in each iteration. The formulation given here essentially follows from the work of Redner and Walker (1984). Let  $s = 1, 2, \dots$  be the iteration index of the algorithm. Define

$$\begin{aligned} Q(\theta, \theta^{(s)}) &= \sum_{i=1}^n \sum_{j=0}^G \tau_j(x_i, \theta^{(s)}) \log \pi_j + \sum_{i=1}^n \tau_0(x_i, \theta^{(s)}) \log \delta + \\ &+ \sum_{i=1}^n \sum_{j=1}^G \tau_j(x_i, \theta^{(s)}) \log \phi(x_i; \mu_j, \Sigma_j). \end{aligned}$$



An approximate candidate maximum of  $l_n(\theta)$  can be found by the following EM–algorithm

**set**  $\delta, \pi_{\max}, \gamma, \theta^{(0)}, \mathbf{tol} > 0$   
**while**  $(|l_n(\theta^{(s)}) - l_n(\theta^{(s-1)})| > \mathbf{tol})$  **do**:  
    E–step: compute  $\tau_j(x_i, \theta^{(s)})$ , for all  $i = 1, 2, \dots, n$  and  $j = 0, 1, \dots, G$   
    M–step: choose  $\theta^{(s+1)} = \arg \max_{\theta \in \Theta} Q(\theta, \theta^{(s)})$   
**end while**

**Proposition 1.** *Assume A0. The sequence  $\{\theta^{(s)}\}_{s \in \mathbb{N}}$  converges to a point  $\theta_n^{em} \in \Theta$ , and  $l_n(\theta^{(s)})$  is increased in every step.*

The solution provided by the EM algorithm is not guaranteed to coincide with a global maximum of  $l_n(\cdot)$ . However, Proposition 1 guarantees that  $\theta_n^{em}$  is a stationary point of  $l_n(\cdot)$ . Running the EM algorithm for a large number of starting values increases the chances of finding the optimal solution. The M–step is divided in the following substeps:

(M1) for  $j = 0, 1, \dots, G$  compute  $T_j^{(s)} = \sum_{i=1}^n \tau_j(x_i, \theta^{(s)})$ . Set

$$\pi_0^{(s+1)} = \min \left\{ \pi_{\max}, \frac{1}{n} \sum_{i=1}^n T_0^{(s)} \right\}, \quad (11)$$

$$\pi_j^{(s+1)} = \frac{1 - \pi_0^{(s+1)}}{1 - \frac{1}{n} \sum_{i=1}^n T_0^{(s)}} \frac{1}{n} \sum_{i=1}^n T_j^{(s)} \quad j = 1, 2, \dots, G. \quad (12)$$

(M2) For  $j = 1, 2, \dots, G$  compute

$$\begin{aligned} \mu_j^{(s+1)} &= \frac{1}{T_j^{(s)}} \sum_{i=1}^n \tau_j(x_i, \theta^{(s)}) x_i, \\ S_j^{(s+1)} &= \frac{1}{T_j^{(s)}} \sum_{i=1}^n \tau_j(x_i, \theta^{(s)}) (x_i - \mu_j^{(s+1)})(x_i - \mu_j^{(s+1)})', \\ &= G_j^{(s+1)} L_j^{(s+1)} G_j^{(s+1)'}, \end{aligned}$$

where  $L_j^{(s+1)} = \text{diag}(l_{j,1}^{(s+1)}, \dots, l_{j,p}^{(s+1)})$  is the diagonal matrix of the eigenvalues, and  $G_j^{(s+1)}$  is the the corresponding orthogonal matrix of unitary eigenvectors of  $S_j^{(s+1)}$ .

(M3) If

$$\max_{j,t=1,2,\dots,G} \left\{ \frac{l_{j,k}^{(s+1)}}{l_{t,k}^{(s+1)}}; \quad j \neq t, k = 1, 2, \dots, p \right\} \leq \gamma$$

then set  $\Sigma_j^{(s+1)} = G_j^{(s+1)} L_j^{(s+1)} G_j^{(s+1)'}$ , otherwise do (M3')

(M3') Perform one-dimensional line-search optimization to find

$$m_* := \arg \min_{m > 0} \sum_{j=1}^G T_j^{(s)} \sum_{k=1}^p \left( \log(i_{j,k}^{(s+1)}(m)) + \frac{l_{j,k}^{(s+1)}}{i_{j,k}^{(s+1)}(m)} \right), \quad (13)$$

where

$$i_{j,k}^{(s+1)}(m) = \min \left\{ \max \left\{ m, l_{j,k}^{(s+1)} \right\}, \gamma m \right\}. \quad (14)$$

Set  $\Sigma_j^{(s+1)} = G_j^{(s+1)} L_{*j}^{(s+1)} G_j^{(s+1)'}$ , with  $L_{*j}^{(s+1)} = \text{diag}(i_{j,1}^{(s+1)}(m_*), \dots, i_{j,p}^{(s+1)}(m_*))$  for all  $j = 1, 2, \dots, G$ .

These can be explained as follows. As for general finite mixture models, maximization of  $Q(\cdot)$  is separable with respect to proportion parameters and the pairs  $(\mu_j, \Sigma_j)$ . Following [Redner and Walker \(1984\)](#), the M-step without the  $\pi_{\max}$  restriction would lead to  $\pi_j^{(s+1)} = n^{-1} \sum_i^n T_j^{(s)}$  for all  $j = 1, 2, \dots, G$ . **(M1)** combines this with constraint (5). Maximization of  $Q(\theta, \theta^{(s)})$  is now equivalent to maximization of

$$Q_1(\mu_1, \Sigma_1, \dots, \mu_G, \Sigma_G) := \sum_{j=1}^G \sum_{i=1}^n \tau_j(x_i, \theta^{(s)}) \log \phi(x_i; \mu_j, \Sigma_j). \quad (15)$$

**Proposition 2.** *Assume that the EM-algorithm has been run for  $s$  iterations. The pairs  $(\mu_j^{(s+1)}, \Sigma_j^{(s+1)})$ ,  $j = 1, 2, \dots, G$ , computed in **(M2)**–**(M3')** maximize  $Q_1(\cdot)$  over the restricted set (8).*

The proof is given in the Appendix. Based on [Proposition 2](#), the constrained eigenvalues can be found by simply solving the convex one-dimensional problem (13). The optimal choice of the covariances is a form of Steinian-type nonlinear shrinkage (see [Gavish and Donoho, 2014](#)). The result is similar to that of [Proposition 3.1](#) in [Fritz et al. \(2013\)](#). The previous algorithm can find candidate solutions to the RIMLE problem with a feasible computational load in most situations. However, substep **M3'** computes the constrained eigenvalues exactly which sometimes is not always the best thing to do in practice. These issues are treated in details in [Coretto and Hennig \(2014\)](#). The same paper also give initialization strategies that will guide the final user.

## 4.2 Choice of $\delta$

Note that, although through the presence of the product  $\pi_0 \delta$  in (1) the parameters  $\pi_0$  and  $\delta$  may seem confounded, they actually play a very different role in the RIMLE.  $\delta$  is not treated as a model parameter to be estimated, but rather as a tuning device to enable a good robust clustering. The interpretation is that  $\delta$  is the density value below which groups of observations should rather be treated as “noise” than as “cluster”. This means that a larger value of  $\delta$  will normally yield a larger estimate of  $\pi_0$  because more observations will be classified as noise, as opposed to the intuition suggested by having the product  $\pi_0 \delta$  in (1). Whether small groups of observations of a certain size and with a certain density peak should rather count as “cluster” or rather as “group of outliers” cannot be identified from the data alone, but is rather a matter of interpretation.

As will be illustrated in [Section 6](#), RIMLE is quite sensitive to the choice of  $\delta$ , and a good choice of  $\delta$  is therefore important in practice. Occasionally, subject matter knowledge may be available aiding the choice of a fixed value of  $\delta$ , but often such knowledge may not exist. A data dependent method (“optimally tuned RIMLE” or OTRIMLE) to choose  $\delta$  is presented in [Coretto and Hennig \(2014\)](#). The basic idea is to find a  $\delta$  that optimizes a weighted Kolmogorow-type distance measure between the Mahalanobis distances of all ob-

jects to their corresponding cluster centers and the  $\chi^2$ -distribution, which the Mahalanobis distances should follow if the clusters were indeed Gaussian.

## 5 Breakdown robustness of the RIMLE

Although robustness results for some clustering methods can be found in the literature, robustness theory in cluster analysis remains a tricky issue. Some work exists on breakdown points (García-Escudero and Gordaliza, 1999; Hennig, 2004; Gallegos and Ritter, 2005), addressing whether parameters can diverge to infinity (or zero, for covariance eigenvalues and mixture proportions) under small modifications of the data. An addition breakdown point of  $r/(n+r)$  means that  $r$ , but not  $r-1$ , points can be added to a data set of size  $n$  so that at least one of the parameters “breaks down” in the above sense.

It is well known (García-Escudero and Gordaliza, 1999; Hennig, 2008), assuming the fitted number of clusters to be fixed, that robustness in cluster analysis has to be data dependent, for the following reasons:

- If there are two not well separated clusters in the data set, a very small amount of “contamination” can merge them, freeing up a cluster to fit outliers converging to infinity.
- Very small clusters cannot be robust because a group of outlying points can legitimately be seen as a “cluster” and will compete for fit with non-outlying clusters of the same size. Noise component-based and trimming methods are prone to trimming whole clusters if they are small enough.

Therefore, all nontrivial breakdown results (i.e., with breakdown point larger than the minimum  $1/(n+1)$ ) in clustering require a condition that makes sure that the clusters in the data set are strongly clustered in some sense, which usually means that the clusters are homogeneous and strongly separated.

The theory for the RIMLE given here generalizes the argument given in Hennig (2004), Theorem 4.11, to the multivariate setup. Proofs are in the Appendix. We consider fixed datasets  $\underline{x}_n = (x_1, x_2, \dots, x_n)$  and sequences of estimators  $(E_n)_{n \in \mathbb{N}}$  mapping observations from  $(\mathbb{R}^p)^n$  to  $\Theta$ . Denote the components of  $E_n(\underline{x}_n)$  by  $(\pi_{En0}, \pi_{En1}, \dots, \pi_{EnG}, \mu_{En1}, \dots, \mu_{EnG}, \Sigma_{En1}, \dots, \Sigma_{EnG})$ ,  $G$  being the number of mixture components as usually.

The following assumption in the definition of the breakdown point makes sure that  $E_n(\underline{x}_n)$  indeed parametrizes  $G$  different mixture components; if there was a mixture component with proportion zero or two equal ones, one mixture component would be free to be driven to breakdown.

**A4** For  $i = 1, \dots, G : \pi_{Eni} > 0$ , and all  $(\mu_{Eni}, \Sigma_{Eni})$  are pairwise different.

**Definition 1.** Assume that  $(E_n)_{n \in \mathbb{N}}$  and  $\underline{x}_n$  fulfil A4. Then,

$$\begin{aligned}
B(E_n, \underline{x}_n) &= \min_r \left\{ \frac{r}{n+r} : \exists 1 \leq j \leq G \right. \\
&\quad \forall D = [\pi_{\min}, 1] \times C \text{ for which } \pi_{\min} > 0, C \subset \mathbb{R}^p \times \mathcal{S}_p \text{ compact} \\
&\quad \exists \underline{x}_{n+r} = (x_1, x_2, \dots, x_n, x_{n+1}, \dots, x_{n+r}) \text{ so that for} \\
&\quad \left. E_{n+g}(\underline{x}_{n+g}) : (\pi_{E(n+g)j}, \mu_{E(n+g)j}, \Sigma_{E(n+g)j}) \notin D \right\},
\end{aligned}$$

where  $\mathcal{S}_p$  is the set of all positive definite real valued  $p \times p$ -matrices, is called the **break-down point** of  $E_n$  at dataset  $\underline{x}_n$ .

Denote the sequence of RIMLE estimators defined in (3) as  $(\theta_{mH})_{m \in \mathbb{N}}$ , write  $l_{mH}(\underline{x}_m, \theta)$  for  $l_m(\theta)$  with any  $m \in \mathbb{N}$  and number of components  $H$  in (2),  $l_{mH}^o = l_{mH}(\underline{x}_m, \theta_{mH}(\mathbf{x}_m))$ . Let  $\theta^* = \theta_{nG}(\underline{x}_n)$  for the specific  $\underline{x}_n$  and  $G$  considered here. Components of  $\theta^*$  and later  $\theta^+$  are denoted with upper index “\*” and “+”, respectively. For  $j = 1, \dots, G$ , let  $\phi_j^*(x) = \phi(x, \mu_j^*, \Sigma_j^*)$ , same with upper index “+”. Assume  $\delta > 0$  fixed throughout this section. We start with a straightforward extension of Lemma 2.

**Lemma 7.** Assume A0 for  $\underline{x}_n$ . If  $(\theta_m)_{m \in \mathbb{N}}$  is any sequence in  $\Theta$  so that for some  $j = 1, 2, \dots, G$  and  $k = 1, 2, \dots, p$ ,  $\lambda_{k,j,m} \searrow 0$  as  $m \rightarrow \infty$ . For  $\underline{x}_{n+r} = (x_1, x_2, \dots, x_n, x_{n+1}, \dots, x_{n+r})$ :  $\sup_{(x_{n+1}, \dots, x_{n+r}) \in (\mathbb{R}^p)^r} l_{(n+r)G}(\underline{x}_{n+r}, \theta_m) \rightarrow -\infty$ .

**Corollary 1.** Assume that  $\underline{x}_n$  is a fixed dataset fulfilling A0 and A4 for  $E_n = \theta_{nG}$ . Then there is a  $\lambda_0 > 0$  bounding from below all  $\lambda_{\min}$  for  $\theta = \theta_{(n+r)G}(\underline{x}_{n+r})$  where  $\underline{x}_{n+r} = (x_1, x_2, \dots, x_n, x_{n+1}, \dots, x_{n+r})$  for any  $(x_{n+1}, \dots, x_{n+r}) \in (\mathbb{R}^p)^r$ . Consequently  $\phi_{\max} = (2\pi)^{-\frac{p}{2}} \lambda_0^{-\frac{p}{2}}$  is an upper bound for all  $\phi(x; \mu, \Sigma)$  with  $(\mu, \Sigma)$  occurring as component parameters in any such  $\theta$ .

The following theorem gives conditions under which the RIMLE estimator is breakdown robust against adding  $r$  observation to  $\underline{x}_n$ . (16) states that the dataset needs to be fitted by  $G$  Gaussian components considerably better than by  $G-1$  components, because otherwise the remaining mixture component would be available for fitting the added observations without doing much damage to the original fit. (17) makes sure that the noise proportion in  $\underline{x}_n$  is low enough that the added observations can still be fitted by the noise component without exceeding  $\pi_{\max}$ .

**Theorem 4.** Assume that  $\underline{x}_n$  fulfils A0 and A4 for  $E_n = \theta_{nG}$ . If

$$\begin{aligned}
l_{n(G-1)}^o &< \sum_{i=1}^n \log \left( \sum_{j=1}^G \pi_j^* \phi_j^*(x_i) + \left( \pi_0^* + \frac{r}{n} \right) \delta \right) + \\
&\quad r \log \left( \left( \pi_0^* + \frac{r}{n} \right) \delta \right) + (n+r) \log \frac{n}{n+r} - r \log \phi_{\max}, \tag{16}
\end{aligned}$$

$\phi_{\max}$  defined in Corollary 1, and

$$\frac{1}{n+r} \left( \sum_{i=1}^n \frac{(n\pi_0^* + r)\delta}{(n+r)\psi_\delta(x_i, \theta^*)} + r \right) < \pi_{\max}, \tag{17}$$

then  $B(\theta_{nG}, \underline{x}_n) > \frac{r}{n+r}$ .

## 6 Data example: spike sorting

In order to illustrate the application of the RIMLE method, we analyze a dataset from neuroscience. The dataset was provided by Kenneth Harris and is available on <http://www.homepages.ucl.ac.uk/~ucakche/agdank/agdankht2013eng.html>. The aim of clustering was spike sorting. Spike sorting is the problem of identifying firing neurons in the living brain, from electric field signatures recorded using multisite micro-fabricated neural electrodes. Each of the data points reflects a time point for potential neural action (spike). The original variables are feature vectors representing the channels on which the information from the electrodes is recorded. Clusters would indicate a firing neuron, the signal of which is typically visible on only some channels. Experience suggests that the data points corresponding to the same firing neuron can be well modelled by a Gaussian distribution, but there are time points at which no neuron is firing (Lewicki (1998); Einevoll et al. (2012)). For modern high-dimensional data of this kind, variable selection is important. Currently there is research on how to automatise this suitably for spike sorting (Kadir et al. (2013)).

The dataset used here has 19,756 data points and 7 variables. The dataset linked above has 20,000 observations, 244 of which were artificial and removed by us; from the 96 features we extracted 3 principal components and the first two and the last two independent components (i.e., IC 1, 2, 95 and 96) using Independent Component Selection (Tyler et al. (2009)) based on the sample covariance matrix and the Tyler-shape matrix (Tyler (1987)) using the R-packages ICS and ICSNP. This is a dimension reduction method aimed at finding “interesting” (e.g., clustered) linear combinations of the features. We followed the recommendation of Tyler et al. (2009) and extracted the first as well as the last ICs. By visual inspection we found that the first three PCAs and the four selected independent components delivered complementary clustering information. We also used visual inspection to choose the dimensionality and the number of clusters, which we fixed at 7. All variables were standardised to MAD (median absolute deviation from the median) 1. The OTRIMLE method in Coretto and Hennig (2014) suggests  $\log(\delta) = -11$  as optimal (with a maximum eigenvalue ratio of 100) for RIMLE. We computed RIMLE for  $\log(\delta) = -200, -100, -50$  and all negative integers between -20 and -3, with a maximum eigenvalue ratio of 100. We also computed a Gaussian mixture clustering with 7 clusters using R’s mclust package with default settings (Fraley et al. (2012)), and a Gaussian mixture clustering with Banfield and Raftery’s noise component (Banfield and Raftery (1993)) as implemented in mclust, initialised in the same way as RIMLE’s noise.

There is no information on true firing events, and therefore we assessed the clusterings by data analytic means. For RIMLE with  $\log(\delta) = 11$  (OTRIMLE) we show three different scatterplots in Figure 1 on which different characteristics of the clusters and the noise can be seen. The scatterplot of PCA 1 vs. 2 shows clusters 3 and 6 as clearly separated clumps and clusters 4 and 7 as still clearly visible though not separated patterns. IC 1 vs. 2 shows cluster 1 as another distinctive pattern. IC 95 vs. 96 shows how cluster 5 deviates from the main bulk of the data, and it also shows groups of outliers, particularly one with 22 observations and values of IC95 larger than 15. It would probably not have been inappropriate to find this group as a “cluster”, but none of the Gaussian mixture based methods that we tried managed to do this, even assuming larger numbers of clusters; with only about 0.1% of the observations this group is too small and classification of these observations as “noise” seems reasonable, too (regarding distinguishing small clusters from

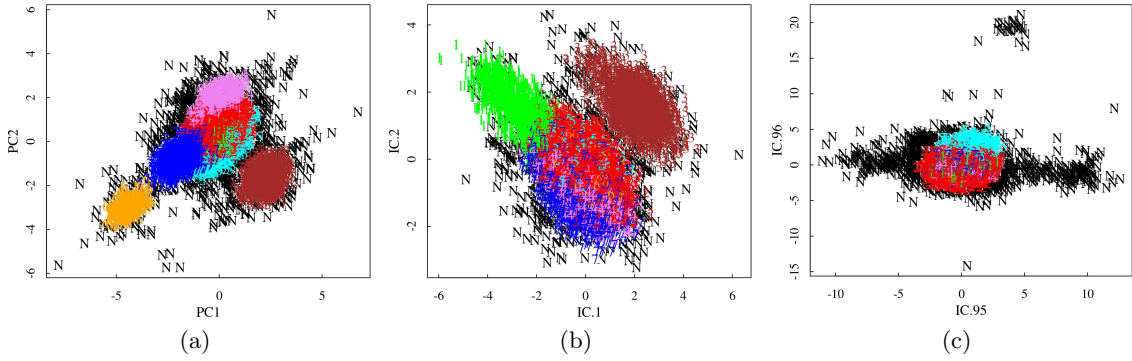


Figure 1: Scatterplots of PCA 1 vs. 2 (1a), IC 1 vs. 2 (1b), and IC 95 vs. 96 (1c) of the spike data with OTRIMLE clustering with 7 clusters.

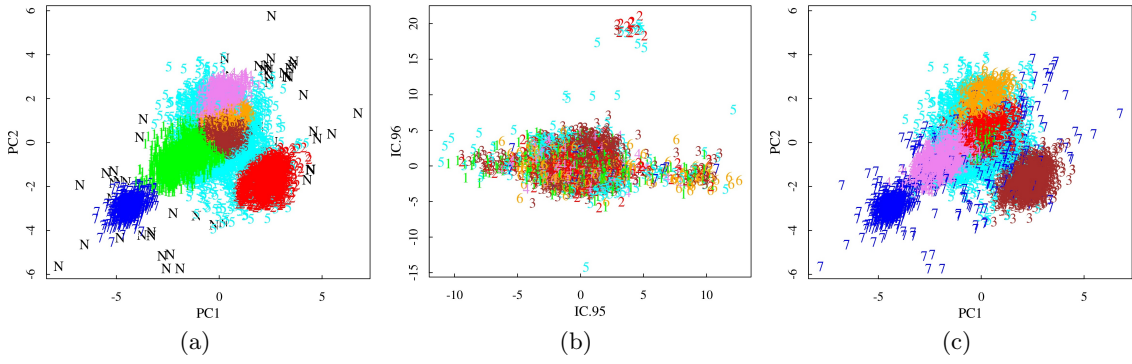


Figure 2: Scatterplots of PCA 1 vs. 2 (2a) and IC 95 vs. 96 (2b) with mclust clustering with 7 clusters and noise component, and PCA 1 vs. 2 (2c) with mclust clustering with 7 clusters without noise.

groups of outliers, there is always a certain ambiguity in the robust clustering problem). Cluster 2 is the largest cluster with 6,768 observations, and these observations can be interpreted as “normal core” of the dataset. The proportion of observations classified as noise is 15.6%.

Figures 2a and 2b show two scatterplots of the mclust clustering with noise. mclust identifies only 0.3% of the observations as noise. The scatterplot of PCA 1 vs. 2 shows that some clusters (1, 2, 4, 7) roughly correspond to clusters also found by OTRIMLE (numbered 7, 3, 4, 6 there). The scatterplot of IC 95 vs. 96, though, shows that mclust estimated large variances of IC 96 within clusters 2 and 5 and large variances of IC 95 within all clusters, so that they actually incorporate the observations that seem to be groups of outliers in this plot, making these clusters clearly non-normal. Apparently mclust’s “convex hull” automatic approach resulted in a too low noise level here.

Using mclust without noise (Figure 2c), cluster 7 merges what was a clearly separated cluster in the two clusterings with noise with a collection of outliers, including all the more extreme observations in IC 95 vs. 96 (not shown), so that this cluster “breaks down” as a distinctive pattern of the data set in the solution not allowing for noise as a result of the outliers. Cluster 5 also shows large variance in several directions and picks up some further outliers.

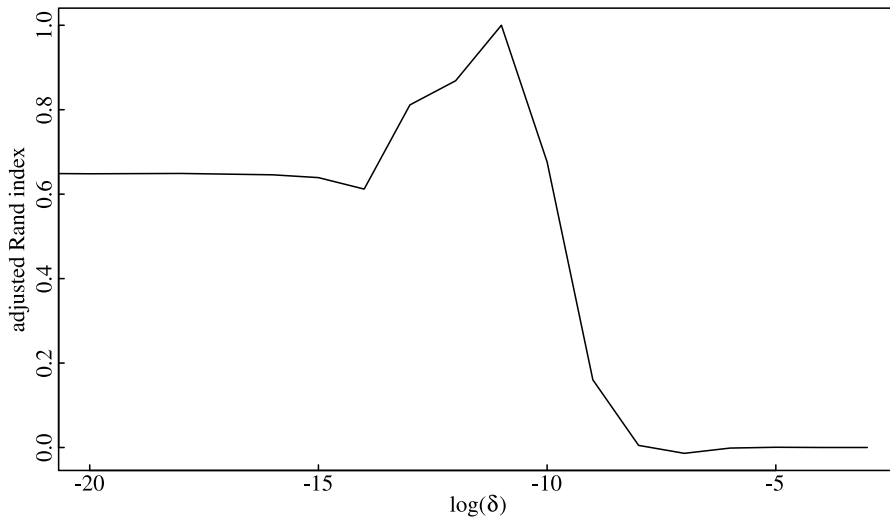


Figure 3:  $\log(\delta)$  vs. adjusted Rand index comparing RIMLE solutions with the optimal (OTRIMLE) one for  $\log(\delta) = -11$ .

For these data, therefore, the cluster found by OTRIMLE are clearly the most homogeneous ones due to the fact that it classified more observations as noise, appropriately and realistically in the spike sorting application.

In Figure 3 we investigate how the RIMLE solution changes for other values of  $\log(\delta)$ . For this, we use the adjusted Rand index (Hubert and Arabie (1985)), which has an expected value of 0 for comparing two random clustering and a maximum of 1 for perfect coincidence between clusters. Figure 3 shows the adjusted Rand index comparing RIMLE with various values of  $\log(\delta)$  and OTRIMLE with  $\log(\delta) = -11$ . Note that for  $\log(\delta) < -20$  the index does not change anymore and clusterings are the same as for  $\log(\delta) = -20$  (with no points classified as “noise”). The Figure shows that clustering with  $\log(\delta) = -11$  is rather special and changing  $\log(\delta)$  changes it a lot; large  $\log(\delta)$  makes it even virtually unrecognisable. According to our experience it is rather typical that the best clustering is found only on a rather short range of values of  $\log(\delta)$ , with with a somewhat similar more or less constant clustering found for smaller  $\log(\delta)$  and a much worse one if  $\log(\delta)$  is too large and consequently many observations are classified as noise. It is therefore very important in practice to have a method to determine a good  $\log(\delta)$ , which can be done by OTRIMLE (Coretto and Hennig (2014)).

## 7 Concluding Remarks

The RIMLE robustifies the MLE in the Gaussian mixture model by adding an improper constant mixture component to catch outliers and points that cannot appropriately assigned to any cluster. Characteristics of the method compared to other robust clustering methods aiming for approximately Gaussian clusters are a smooth mixture-type transition between clusters and noise, and the fact that noise and outliers are not modelled by a specific and usually misspecified distribution, but rather as anything where the estimated mixture density is so low that the observation is rather classified to the constant noise than

to any mixture component. If needed, the density value of the improper constant noise component can be chosen in a data-adaptive via the OTRIMLE developed in (Coretto and Hennig, 2014). The RIMLE/OTRIMLE has shown competitive performance when compared with state of the art methods for robust model-based clustering methods.

In this paper we investigated theoretical properties RIMLE, and it is shown existence, consistency and breakdown behaviour. Since the RIMLE coincides with the MLE for Gaussian finite mixture models (when  $\delta = 0$ ), the present paper also gives a comprehensive treatment for it which was missing in the literature.

## Appendix: proofs

**Proof of Lemma 1.**  $\lambda_{k,j,m} \searrow 0$  implies  $\lambda_{\max}(\theta_m) \searrow 0$ ,  $\lambda_{\min}(\theta_m) \searrow 0$  at the same speed because of (6). Assume w.l.o.g. (otherwise consider a suitable subsequence) that  $(\theta_m)_{m \in \mathbb{N}}$  is such that  $\mu_{j,m}$ ,  $j = 1, 2, \dots, G$  either leave every compact set for  $m$  large enough or converge, and assume w.l.o.g., that if their limits are in  $\{x_1, \dots, x_n\}$ , they are in  $\underline{x}_G = \{x_1, \dots, x_G\}$ . A0(a) implies that  $\exists x_i \notin \underline{x}_G$ , and  $\exists \nu > 0$  such that for all such  $x_i$ ,  $j = 1, 2, \dots, G$  and large enough  $m$  :  $\|x_i - \mu_{j,m}\| \geq \nu$ . Because the likelihood

$$\mathcal{L}_n(\theta_m) = \prod_{x_i \in \underline{x}_G} \left\{ \sum_{j=1}^G \pi_j \phi(x_i; \mu_{j,m}, \Sigma_{j,m}) \right\} \prod_{x_i \notin \underline{x}_G} \left\{ \sum_{j=1}^G \pi_j \phi(x_i; \mu_{j,m}, \Sigma_{j,m}) \right\}, \quad (18)$$

and Remark 1, the first product is of order  $O(\lambda_{\min}(\theta_m)^{-p/2})^G$ , and the second one of order  $o(\lambda_{\min}^q)$  for any fixed  $q$ , which implies that  $\mathcal{L}_n(\theta_m) \rightarrow 0$  and  $l_n(\theta_m) \rightarrow -\infty$ .

**Proof of Lemma 2.** Using the definitions of the proof of Lemma 1, instead of (18) now

$$\mathcal{L}_n(\theta_m) = \prod_{x_i \in \underline{x}_G} \left\{ \pi_{0,m} \delta + \sum_{j=1}^G \pi_j \phi(x_i; \mu_{j,m}, \Sigma_{j,m}) \right\} \prod_{x_i \notin \underline{x}_G} \left\{ \pi_{0,m} \delta + \sum_{j=1}^G \pi_j \phi(x_i; \mu_{j,m}, \Sigma_{j,m}) \right\} \quad (19)$$

has to be considered, so that the limit behaviour of  $(\pi_{0,m})_{m \in \mathbb{N}}$  is relevant. (7) implies

$$\frac{1}{n} \sum_{x_i \in \underline{x}_G} \left( 1 + \sum_{j=1}^G \frac{\pi_j \phi(x_i, \mu_{j,m}, \Sigma_{j,m})}{\pi_{0,m} \delta} \right)^{-1} + \frac{1}{n} \sum_{x_i \notin \underline{x}_G} \left( 1 + \sum_{j=1}^G \frac{\pi_j \phi(x_i, \mu_{j,m}, \Sigma_{j,m})}{\pi_{0,m} \delta} \right)^{-1} \leq \pi_{\max}. \quad (20)$$

Suppose that  $(\pi_{0,m})_{m \in \mathbb{N}}$  does not converge to zero as  $O(\phi(x_i, \mu_{j,m}, \Sigma_{j,m}))$  for at least one  $x_i \notin \underline{x}_G$ . For  $m \rightarrow \infty$ , the left term of (20) is  $\geq 0$ , and the right term (at least a subsequence) converges to  $\frac{\#(x_n \setminus \underline{x}_G)}{n}$ , which A0 requires to be  $> \pi_{\max}$  with contradiction, thus  $\pi_{0,m} = O(\phi(x_i, \mu_{j,m}, \Sigma_{j,m}))$ . Therefore, by the same argument as in the proof of Lemma 1, the right product in (19) vanishes fast enough so that  $l_n(\theta_m) \rightarrow -\infty$ .

**Proof of Theorem 1.**  $\Theta$  depends on  $\delta$  via (7).  $\Theta$  is not empty for any  $\delta$ , because for any fixed values of the other parameters, small enough  $\pi_0$  will fulfil (7). Next show that there exists a compact set  $K_n \subset \Theta$  such that  $\sup_{\theta \in K_n} l_n(\theta) = \sup_{\theta \in \Theta} l_n(\theta)$ .

*Step A:* consider  $\theta$  such that  $\pi_1 = 1$ ,  $\mu_1 = x_1$ ,  $\Sigma_j = I_p$  for all  $j = 1, 2, \dots, G$ , arbitrary  $\mu_j$  and  $\pi_j = 0$  for all  $j \neq 1$ . For this,  $l_n(\theta) = \sum_{i=1}^n \log \phi(x_i; x_1, \Sigma_1) > -\infty$ , thus  $\sup_{\theta \in \Theta} l_n(\theta) > -\infty$ .



*Step B:* consider a sequence  $(\dot{\theta}_m)_{m \in \mathbb{N}}$ . It needs to be proved that if  $(\dot{\theta}_m)_{m \in \mathbb{N}}$  leaves a suitably chosen compact set  $K_n$ , it cannot achieve as large values of  $l_n$  as one could find within  $K_n$ . Lemma 2 (Lemma 1 for  $\delta = 0$ ) rules out the possibility of any  $\lambda_{k,j,m} \searrow 0$ .

*Step C:* (5) implies that  $l_n(\theta)$  can be bounded from above in terms of  $\pi_0, \lambda_{\min}$  and  $\delta$ :

$$l_n(\theta) = \frac{1}{n} \sum_{i=1}^n \log \left( \pi_0 \delta + \sum_{j=1}^G \pi_j \phi(x_i; \mu_j, \Sigma_j) \right) \leq \log \left( \pi_0 \delta + (1 - \pi_0) (2\pi \lambda_{\min})^{-\frac{p}{2}} \right).$$

Consider  $\dot{\theta} \in \Theta$  such that  $\dot{\lambda}_{k,j} < +\infty$  for all  $k = 1, 2, \dots, p$  and  $j = 1, 2, \dots, G$  (using the obvious notation of components of “dotted” parameter vectors). Also consider a sequence  $(\ddot{\theta}_m)_{m \in \mathbb{N}}$  such that  $\ddot{\theta}_m \rightarrow \ddot{\theta}$  where  $\ddot{\theta}$  is equal to  $\dot{\theta}$  except that  $\ddot{\lambda}_{k,j,m} \rightarrow +\infty$  for some  $k \in \{1, \dots, p\}$  and  $j \in \{1, \dots, G\}$ . By (6),  $\lambda_{\min}(\ddot{\theta}_m) \rightarrow +\infty$  and thus  $l_n(\ddot{\theta}_m) \rightarrow \log(\ddot{\pi}_0 \delta)$ . Clearly  $\ddot{\pi}_0 < 1$  because otherwise  $n^{-1} \sum_{i=1}^n \tau_0(x_i, \ddot{\theta}) = 1$ , violating (7). Therefore  $\lim_{m \rightarrow \infty} l_n(\ddot{\theta}_m) \leq l_n(\dot{\theta})$ .

*Step D:* now consider  $\|\dot{\mu}_{j,m}\| \rightarrow +\infty$ , for  $j = 1$ , w.l.o.g. Choose  $\ddot{\theta}_m$  equal to  $\dot{\theta}_m$  except now  $\dot{\mu}_{1,m} = 0$  for all  $m$ . Note that  $\phi(x_i; \dot{\mu}_{1,m}, \dot{\Sigma}_1) \rightarrow 0$  for all  $i = 1, 2, \dots, n$ , which implies that  $\psi_\delta(x_i, \dot{\theta}_m) < \psi_\delta(x_i, \ddot{\theta}_m)$  for large enough  $m$ , for which then  $l_n(\dot{\theta}_m) < l_n(\ddot{\theta}_m)$ . Applying this argument to all  $j$  with  $\|\dot{\mu}_{j,m}\| \rightarrow +\infty$  shows that better  $l_n$  can be achieved inside a compact set.

Continuity of  $l_n$  now guarantees existence of  $\theta_n(\delta)$ .

**Proof of Lemma 3.** Choose compact  $K \subset \mathbb{R}^p$  with  $P(K) > 0$ . Let  $q = 1 - P(K)$  and choose  $K$  big enough that  $\pi_{\max} > q$ . Choose  $\mu_1 = E_P(x|x \in K)$ ,  $\Sigma_1 = \text{Cov}_P(x|x \in K)$ ,  $\pi_2 = \dots = \pi_G = 0$ . If all eigenvalues of  $\Sigma_1$  are zero, choose  $\Sigma_1 = I_p$ . Let  $\lambda_{\max,1}$  be the largest eigenvalue of  $\Sigma_1$ . If  $\lambda_{\max,1}/\lambda_{i,1} > \gamma$  for any eigenvalue  $\lambda_{i,1}$  of  $\Sigma_1$ , modify  $\Sigma_1$  by replacing all eigenvalues smaller than  $\gamma \lambda_{\max,1}$  by  $\gamma \lambda_{\max,1}$  in its spectral decomposition. Let  $\phi_{\min} = \min_{x \in K} \phi(x, \mu_1, \Sigma_1) > 0$ . Choose

$$\pi_0 = \frac{(\pi_{\max} - q)\phi_{\min}}{2((1 - \pi_{\max})\delta + (\pi_{\max} - q)\phi_{\min})} > 0, \quad \pi_1 = 1 - \pi_0.$$

Observe that the resulting  $\theta \in \Theta_G$  (with all other parameters chosen arbitrarily) by

$$\begin{aligned} E_P \frac{\pi_0 \delta}{\psi_\delta(x, \theta)} &= \int_K \frac{\pi_0 \delta}{\pi_0 \delta + \eta(x, \theta)} dP(x) + \int_{K^c} \frac{\pi_0 \delta}{\pi_0 \delta + \eta(x, \theta)} dP(x) \leq \\ &\leq (1 - q) \frac{\pi_0 \delta}{\pi_0 \delta + (1 - \pi_0)\phi_{\min}} + q. \end{aligned}$$

This is smaller than  $\pi_{\max}$  if  $\pi_0 < \frac{(\pi_{\max} - q)\phi_{\min}}{(1 - \pi_{\max})\delta + (\pi_{\max} - q)\phi_{\min}}$ . Furthermore,  $L(\theta) \geq (1 - q) \log(\pi_0 \delta + (1 - \pi_0)\phi_{\min}) + q \log(\pi_0 \delta) > -\infty$ .

**Proof of Lemma 4.** Start with part (a). First consider a sequence  $\{\theta_m\}_{m \in \mathbb{N}} \in \Theta_G^{\mathbb{N}}$  with  $\lambda_{\max,m} \rightarrow \infty$ . The eigenvalue ratio constraint forces all covariance matrix eigenvalues to infinity, and therefore  $\sup_x \phi(x, \mu_{j,m}, \Sigma_{j,m}) \searrow 0$ . But this means that  $E_P \frac{\pi_0 \delta}{\psi_\delta(x, \theta)} \rightarrow 1 > \pi_{\max}$  and  $\theta_m \notin \Theta_G$  eventually, unless  $\pi_{0,m} \searrow 0$ , too. If the latter is the case,  $\psi_\delta(x, \theta) \searrow 0$  uniformly over all  $x$  and  $L(\theta_m) \searrow -\infty$ , which together with Lemma 3 makes it impossible that  $L(\theta_m)$  is close to  $L_G$  for  $m$  large enough and  $\lambda_{\max,m}$  too large, proving the existence of the upper bound  $\lambda_{\max}^* < \infty$  as required.

Now consider a sequence  $\{\theta_m\}_{m \in \mathbb{N}} \in \Theta_G^{\mathbb{N}}$  with  $\lambda_{\min, m} \rightarrow 0$ . Define

$$A_{m, \epsilon} = \left\{ x : \min_{j=1,2,\dots,G} \|x - \mu_{j,m}\| \geq \epsilon \right\}.$$

A1 ensures that for  $0 < \epsilon_7 < \epsilon_1$  there exists  $\epsilon > 0$  so that for all  $m \in \mathbb{N} : P(A_{m, \epsilon}) \geq \pi_{\max} + \epsilon_7$ . Based on (5) derive an upper bound for  $\pi_{0,m}$  from the constraint  $\int \frac{\pi_{0,m} \delta}{\pi_{0,m} \delta + \eta(x, \theta_m)} dP(x) \leq \pi_{\max}$ :

$$\begin{aligned} \int \frac{\pi_{0,m} \delta}{\pi_{0,m} \delta + \eta(x, \theta_m)} dP(x) &= \int_{A_{m, \epsilon}} \frac{\pi_{0,m} \delta}{\pi_{0,m} \delta + \eta(x, \theta_m)} dP(x) + \int_{A_{m, \epsilon}^c} \frac{\pi_{0,m} \delta}{\pi_{0,m} \delta + \eta(x, \theta_m)} dP(x) \geq \\ &\geq P(A_{m, \epsilon}) \frac{\pi_{0,m} \delta}{\pi_{0,m} \delta + \max_{x \in A_{m, \epsilon}} \eta(x, \theta_m)}, \end{aligned}$$

which by (5) implies

$$\pi_{0,m} \leq \frac{\pi_{\max} \max_{x \in A_{m, \epsilon}} \eta(x, \theta_m)}{\delta(P(A_{m, \epsilon}) - \pi_{\max})} \leq \frac{\pi_{\max} \exp(-\frac{\epsilon^2}{2\gamma \lambda_{\min}(\theta_m)})}{\delta \epsilon_7 (2\pi)^{p/2} \lambda_{\min}(\theta_m)^{p/2}}.$$

For the log-likelihood,

$$\begin{aligned} L(\theta_m) &= \int_{A_{m, \epsilon}} \log(\pi_{0,m} \delta + \eta(x, \theta_m)) dP(x) + \int_{A_{m, \epsilon}^c} \log(\pi_{0,m} \delta + \eta(x, \theta_m)) dP(x) \leq \\ &\leq \int_{A_{m, \epsilon}} \log \left( \frac{\delta \pi_{\max} \exp(-\frac{\epsilon^2}{2\gamma \lambda_{\min}(\theta_m)})}{\delta \epsilon_7 (2\pi)^{p/2} \lambda_{\min}(\theta_m)^{p/2}} + \frac{\exp(-\frac{\epsilon^2}{2\gamma \lambda_{\min}(\theta_m)})}{(2\pi)^{p/2} \lambda_{\min}(\theta_m)^{p/2}} \right) dP(x) + \\ &\quad + \int_{A_{m, \epsilon}^c} \log \left( \frac{\delta \pi_{\max} \exp(-\frac{\epsilon^2}{2\gamma \lambda_{\min}(\theta_m)})}{\delta \epsilon_7 (2\pi)^{p/2} \lambda_{\min}(\theta_m)^{p/2}} + \frac{1}{(2\pi)^{p/2} \lambda_{\min}(\theta_m)^{p/2}} \right) dP(x) \leq \\ &\leq P(A_{m, \epsilon}) \left( -\frac{c_1}{\lambda_{\min}(\theta_m)} - c_2 \log(\lambda_{\min}(\theta_m)) + c_3 \right) + \\ &\quad + P(A_{m, \epsilon}^c) (o(1) - c_5 \log(\lambda_{\min}(\theta_m)) + c_6) = \\ &= -\frac{c_7}{\lambda_{\min}(\theta_m)} - c_8 \log(\lambda_{\min}(\theta_m)) + c_9 \end{aligned}$$

for positive constants  $c_1, c_2, c_4, c_5, c_7, c_8$  and constants  $c_3, c_6, c_9$ , all independent of  $\theta_m$ . If  $\lambda_{\min}(\theta_m) \searrow 0$ , this implies  $L(\theta_m) \searrow -\infty$ , proving together with Lemma 3 the existence of the lower bound  $\lambda_{\min}^* > 0$ .

Part (b) holds because if  $(\theta_m)_{m \in \mathbb{N}}$  is chosen as above for  $m = n \rightarrow \infty$  and  $P$  is replaced by the empirical distribution  $P_n$ , Glivenko-Cantelli enforces  $P_n(A_{n, \epsilon}) - P(A_{n, \epsilon}) \rightarrow 0$  a.s., and the argument carries over using all other integrals in the finite sample-form, i.e., w.r.t.  $P_n$ . Lemma 3 carries over because  $l_n(\theta) \rightarrow L(\theta)$  a.s. by the strong law of large numbers for  $\theta$  with  $L(\theta) > -\infty$ .

**Proof of Lemma 5.** Start with part (a). Consider a sequence  $\{\theta_m\}_{m \in \mathbb{N}} \in \Theta_G^{\mathbb{N}}$  with  $\|\mu_{jm}\| \rightarrow \infty$  for  $j = 1, \dots, k$ ,  $1 \leq k < G$  and a compact set  $K$  with  $\mu_{jm} \in K$  for  $j > k$ . Let

$$A_m = \left\{ x : \forall j \in \{1, \dots, k\} : \phi(x, \mu_{j,m}, \Sigma_{j,m}) \leq \epsilon_m \sum_{l=k+1}^G \pi_{l,m} \phi(x, \mu_{l,m}, \Sigma_{l,m}) \right\},$$

where  $\epsilon_m \searrow 0$  slowly enough that  $P(A_m) \rightarrow 1$ . Let  $\pi_m^* = \sum_{j=1}^k \pi_{j,m}$ . Let  $\theta_{(G-k),m}$  for  $m \in \mathbb{N}$  be defined by  $\pi_{0,(G-k),m} = \pi_{0,m}$ ,  $\pi_{(j-k),(G-k),m} = \pi_{j,m}(1 - \pi_{0,m})(1 - \pi_m^* - \pi_{0,m})^{-1}$  for  $j = k+1, \dots, G$  accompanied by the  $\mu_j, \Sigma_j$ -parameters belonging to the components  $k+1, \dots, G$  of  $\theta_m$ . Observe, using Remark 3,

$$\begin{aligned} L(\theta_m) &= \int_{A_m} \log(\psi_\delta(x, \theta_m)) dP(x) + \int_{A_m^c} \log(\psi_\delta(x, \theta_m)) dP(x) \leq \\ &\leq \int_{A_m} \log((1 + \epsilon_m)\psi_\delta(x, \theta_{(G-k),m})) dP(x) + P(A_m^c) \log(\delta + \phi_{max}) \end{aligned}$$

implying  $L(\theta_{(G-k),m}) - L(\theta_m) \rightarrow 0$ .  $\mathbb{E}_P[\pi_{0,(G-k),m} \delta (\psi_\delta(x, \theta_{(G-k),m}))^{-1}] \leq \pi_{max}$  will be fulfilled for  $m$  large enough because it is fulfilled for  $\theta_m$  by definition and  $\psi_\delta(x, \theta_{(G-k),m}) > \psi_\delta(x, \theta_m)$  on  $A_m$  with  $P(A_m) \rightarrow 1$ .  $L(\theta_{(G-k),m}) < L_{G-1}$  implies that, because of A2,  $\theta_m$  is bounded away from  $L_G$ .

Regarding existence of a maximum with  $\mu_1, \dots, \mu_G \in K$ , observe that with Remark 3,  $\psi_\delta(x, \theta)$  can be bounded by  $\delta + \phi_{max}$  for all  $\theta$  for which  $L(\theta) > L_G - \epsilon$ . Now consider a sequence  $(\theta_m)_{m \in \mathbb{N}}$  so that  $\forall m : \mu_{1m}, \dots, \mu_{Gm} \in K$ , with the notation of Lemma 4,  $\lambda_{min}^* \leq \lambda_{min}(\theta_m) \leq \lambda_{max}(\theta_m) \leq \lambda_{max}^*$  and  $L(\theta_m) \rightarrow L_G$ . Because of compactness, w.l.o.g.,  $\theta_m \rightarrow \theta_+$  and, using Fatou's Lemma,  $L_G = \lim_{m \rightarrow \infty} L(\theta_m) \leq \mathbb{E}_P \limsup_m \psi_\delta(x, \theta_m) = L(\theta_+) \leq L_G$ .

Part (b) holds because if  $(\theta_m)_{m \in \mathbb{N}}$  is chosen as above for  $m = n \rightarrow \infty$  and  $P$  is replaced by the empirical distribution  $P_n$ , Glivenko-Cantelli enforces  $P_n(A_n) - P(A_n) \rightarrow 0$  a.s. Furthermore, for  $\theta \in \Theta_G$  with  $L(\theta) > L_{G-1}$ :  $l_n(\theta) \rightarrow L(\theta)$  a.s. by the strong law of large numbers, so that for large enough  $n$ :  $\sup_{\theta \in \Theta_G} l_n(\theta) > L_{G-1}$  a.s. On the other hand,  $\theta_{(G-k),n}$  can be chosen optimally in a compact set  $K$  because of Lemma 4, within which  $l_n$  converges uniformly to  $L$  a.s. (Theorem 2 in Jennrich (1969)), and therefore,  $\limsup_{n \rightarrow \infty} l_n(\theta_{(G-k),n}) \leq L_{G-1}$ . With these ingredients, the argument of part (a) carries over.

**Proof of Lemma 6.** Start with part (a). Consider a sequence  $\{\theta_m\}_{m \in \mathbb{N}} \in \Theta_G^{\mathbb{N}}$  with  $\|\mu_{j,m}\| \rightarrow \infty$  for  $j = 1, \dots, k$ ,  $1 \leq k < G$  (the case  $k = G$  is treated at the end), and a compact set  $K$  with  $\mu_{j,m} \in K$  for  $j > k$ . By selecting a subsequence if necessary, assume that there exists  $\mu_j = \lim_{m \rightarrow \infty} \mu_{j,m}$ ,  $\Sigma_j = \lim_{m \rightarrow \infty} \Sigma_{j,m}$  for  $k+1 \leq j \leq G$  and that  $\pi_{j,m}$  converge for  $j = 0, \dots, G$ . Let  $j^* = \arg \max_{k+1 \leq j \leq G} \mathbb{E}_P \phi(x, \mu_j, \Sigma_j)$ . Suppose  $L(\theta_m) \nearrow L_G$  monotonically and, by A3, assume  $\pi_{0,m} > \epsilon_3$ .

Consider first the case  $\sum_{j=1}^k \pi_{j,m} \rightarrow \epsilon_7 > 0$ . Construct another sequence  $\{\theta_{*m}\}_{m \in \mathbb{N}} \in \Theta_G^{\mathbb{N}}$  for which  $\mu_{1,*m} = \dots = \mu_{k,*m} = \mu_{j^*} \in K$ ,  $\Sigma_{1,*m} = \dots = \Sigma_{k,*m} = \Sigma_{j^*}$ . All other parameters are the same as in  $\theta_m$ . Let  $A_m = \{x : \forall j \in \{1, \dots, k\} : 2\phi(x, \mu_{j,m}, \Sigma_{j,m}) \leq \phi(x, \mu_{j^*}, \Sigma_{j^*})\}$ . Observe  $P(A_m) \rightarrow 1$ . Now

$$L(\theta_{*m}) - L(\theta_m) = \int_{A_m} \log \frac{\psi_\delta(x, \theta_{*m})}{\psi_\delta(x, \theta_m)} dP(x) + \int_{A_m^c} \log \frac{\psi_\delta(x, \theta_{*m})}{\psi_\delta(x, \theta_m)} dP(x). \quad (21)$$

For large enough  $m$ ,

$$\int_{A_m} \log \frac{\psi_\delta(x, \theta_{*m})}{\psi_\delta(x, \theta_m)} dP(x) \geq \epsilon_8 > 0,$$

whereas (using Remark 3)

$$\int_{A_m^c} \log \frac{\psi_\delta(x, \theta_{*m})}{\psi_\delta(x, \theta_m)} dP(x) \geq P(A_m^c) \log \frac{\epsilon_3 \delta}{\delta + \phi_{\max}} \rightarrow 0. \quad (22)$$

Therefore  $L(\theta_{*m}) - L(\theta_m) > 0$  for large enough  $m$  so that  $L(\theta_m)$  is improved by a  $\theta$  with  $\mu_j \in K$  for  $j = 1, 2, \dots, G$ .

Consider now  $\sum_{j=1}^k \pi_{jm} \rightarrow 0$ . Construct another sequence  $\{\theta_{*m}\}_{m \in \mathbb{N}} \in \Theta_G^{\mathbb{N}}$  for which  $\mu_{1,*m} = \dots = \mu_{k,*m} = \mu_{j^*} \in K$ ,  $\Sigma_{1,*m} = \dots = \Sigma_{k,*m} = \Sigma_{j^*}$ ,  $\pi_{1,*m} = \dots = \pi_{k,*m} = 0$ ,  $\pi_{0,*m} = \sum_{j=0}^k \pi_{jm}$ , all other parameters taken from  $\theta_m$ . Set  $A_m = \{x : \forall j \in \{1, \dots, k\} : \phi(x, \mu_{jm}, \Sigma_{jm}) < \delta\}$ . Again  $P(A_m) \rightarrow 1$ . With this, (21) holds again. This time

$$\int_{A_m} \log \frac{\psi_\delta(x, \theta_{*m})}{\psi_\delta(x, \theta_m)} dP(x) > 0$$

and again (22).

Let  $\theta_* = \lim_{m \rightarrow \infty} \theta_{*m}$  (this exists by construction). Continuity of  $L$  implies that  $L(\theta_*) = L_G$  and therefore for all  $m : L(\theta_*) \geq L(\theta_m)$ .  $\sum_{j=1}^k \pi_{j,m} \rightarrow 0$  is required here because  $\pi_{0,*m} \geq \pi_{0,m}$  does not necessarily fulfill  $E_P \frac{\pi_{0,*m} c}{\psi_\delta(x, \theta_{*m})} \leq \pi_{\max}$ , but  $\lim_{m \rightarrow \infty} \pi_{0,*m} = \lim_{m \rightarrow \infty} \pi_{0,m}$  does.

Finally, consider  $k = G$ . With  $A_{m,\epsilon} = \{x : \forall j \in \{1, \dots, k\} : \phi(x, \mu_{j,m}, \Sigma_{j,m}) < \delta\epsilon\}$ , observe

$$E_P \frac{\pi_{0,m} \delta}{\psi_\delta(x, \theta_m)} \geq P(A_{m,\epsilon}) \frac{\pi_{0,m} \delta}{\pi_{0,m}(c + \epsilon)} > \pi_{\max},$$

for small enough  $\epsilon$  and large enough  $m$ , violating for large  $m$  the corresponding constraint in  $\Theta_G$  as long as  $\pi_{0,m}$  is bounded from below, as was assumed. Existence follows in the same way as in the proof of Lemma 5.

For part (b) let  $\theta^*$  have  $\mu_1^*, \dots, \mu_G^* \in K$  and  $L(\theta^*) = L_G$ , which exists because of part (a) and Lemma 4, which ensures further that  $\theta^*$  is in a compact  $K^*$ . Then the strong law of large numbers yields  $l_n(\theta^*) \rightarrow L_G$  a.s., and Theorem 2 of Jennrich (1969) implies that for all sequences  $(\theta_n)_{n \in \mathbb{N}} \in (K^*)^{\mathbb{N}} : \limsup_{n \rightarrow \infty} l_n(\theta_n) \leq L_G$ . This also holds for sequences  $(\theta_n)_{n \in \mathbb{N}}$  that are eventually outside  $K^*$  because of part (a) of Lemma 4 and the proof of part (a) above, because if  $(\theta_m)_{m \in \mathbb{N}}$  is chosen as above for  $m = n \rightarrow \infty$  and  $P$  is replaced by the empirical distribution  $P_n$ , Glivenko-Cantelli enforces  $P_n(A_n) - P(A_n) \rightarrow 0$  a.s., which means that as in part (a), a.s., eventually  $l_n(\theta_n)$  cannot converge to anything larger than  $L_G$ .

**Proof of Theorem 3.** Under A2, because of the parts (b) of the Lemmas 4 and 5 it can be assumed that there is a compact set  $K$  so that all  $\theta_n(\delta) \in K$  for large enough  $n$  a.s. Under A3, considerations are restricted to  $K$  anyway.

Based on Theorem 2 and related Lemmas  $|\log \psi_\delta(x, \theta)| \leq C$  for some finite constant  $C$  for all  $\theta \in K$ . Sufficient conditions for Theorem 2 in Jennrich (1969) are satisfied, which implies uniform convergence of  $l_n(\theta)$ , that is  $\sup_{\theta \in K} |l_n(\theta) - L(\theta)| \rightarrow 0$   $P$ -a.s. Based on the latter, and applying the same argument as in proof of Theorem 5.7 in Van der Vaart (2000), it holds true that  $L(\theta_n(\delta)) \rightarrow L(\theta^*(\delta))$   $P$ -a.s. By continuity of  $L(\theta)$  and Theorem 2 we have that for every  $\epsilon > 0$  there exists a  $\beta > 0$  such that  $L(\theta^*(\delta)) - L(\theta) > \beta$  for all  $\theta \in K \setminus \mathcal{K}(\theta^*(\delta), \epsilon)$ . Denote  $(\Omega, \mathcal{A}, P)$  the probability space where the sample random

variables are defined and consider the following events

$$A_n = \{\omega \in \Omega : \theta_n(\delta) \in K \setminus \mathcal{K}(\theta^*(\delta), \varepsilon)\},$$

and

$$B_n = \{\omega \in \Omega : L(\theta^*(\delta)) - L(\theta_n(\delta)) > \beta\}.$$

Clearly  $A_n \subseteq B_n$  for all  $n$ .  $P(B_n) \rightarrow 0$  for  $n \rightarrow \infty$  implies  $P(A_n) \rightarrow 0$ . The latter proves the result.

**Proof of Proposition 1.** Find a set  $A_n \subset \mathbb{R}^p$  that contains all points in  $\underline{x}_n$  with Lebesgue measure  $M(A_n) = 1/\delta$ .  $\delta$  is then a proper uniform density function on  $A_n$ . Hence, for a given dataset the pseudo-density  $\psi_\delta(\cdot)$  can be written as proper density function. Therefore the convergence Theorem 4.1 in [Redner and Walker \(1984\)](#) holds, with  $Q(\theta, \theta^{(s)})$  playing the role of their  $Q(\cdot)$  function.

**Proof of Proposition 2.** Based on standard normal likelihood theory, one can see that the unique maximum of (15) with respect to mean parameters is  $\mu_j^{(s+1)}$  for all  $j = 1, 2, \dots, G$ . Substituting  $\mu_j^{(s+1)}$  into (15), and rearranging the exponent of the Gaussian density by using the cyclic property of the matrix trace (see [Anderson and Olkin, 1985](#)), the M-step is completed by choosing  $\Sigma_1, \dots, \Sigma_G$  maximizing

$$Q_1(\mu_1^{(s+1)}, \Sigma_1, \dots, \mu_G^{(s+1)}, \Sigma_G) = \text{const} - \frac{1}{2} \sum_{j=1}^G T_j^{(s)} \left( \text{tr}(\Sigma_j^{-1} S_j^{(s+1)}) - \log \det(\Sigma_j^{-1}) \right) \quad (23)$$

under the eigenratio constraint. Consider the spectral decomposition  $\Sigma_j = \Gamma_j \Lambda_j \Gamma_j'$ , where  $\Lambda_j$  is the diagonal matrix of eigenvalues, and  $\Gamma_j$  is the corresponding orthogonal matrix of unitary eigenvectors of  $\Sigma_j$ . Theorem 1 and Corollary 1 in [Theobald \(1975\)](#) imply that

$$\text{tr} \left( \Lambda_j^{-1} L_j^{(s+1)} \right) - \log \det(\Lambda_j^{-1}) \leq \text{tr} \left( \Sigma_j^{-1} S_j^{(s+1)} \right) - \log \det(\Sigma_j^{-1}), \quad (24)$$

with the previous holding with equality if and only if  $\Gamma_j = G_j^{(s+1)}$ . In order to solve the M-step,  $\Sigma_j^{(s+1)} = G_j^{(s+1)} \Lambda_j G_j^{(s+1)'}$  is plugged into (23), and the eigenvalues are optimally chosen. By this, the maximization of (15) reduces to

$$\begin{aligned} & \underset{\lambda_{1,1}, \dots, \lambda_{G,p}}{\text{minimize}} && \sum_{j=1}^G T_j^{(s)} \sum_{k=1}^p \left( \log(\lambda_{j,k}) + \frac{l_{j,k}^{(s+1)}}{\lambda_{j,k}} \right) \\ & \text{subject to} && 0 < m \leq \lambda_{j,1}, \dots, \leq \lambda_{j,p} \leq m\gamma \quad \forall j = 1, 2, \dots, G. \end{aligned} \quad (25)$$

Program (25) is separable in the optimization variables, and therefore the summands of (25) can be minimized separately for a given  $m$ . Fix  $m > 0$ , then  $i_{j,k}^{(s+1)}(m)$  of (14) is the unique optimal solution to the minimization of  $\log(\lambda_{j,k}) + l_{j,k}^{(s+1)} \lambda_{j,k}^{-1}$ . Notice that  $l_{j,k}^{(s+1)} \leq l_{j,t}^{(s+1)} \implies i_{j,k}^{(s+1)}(m) \leq i_{j,t}^{(s+1)}(m)$  for any  $m > 0$  and  $t = 1, 2, \dots, p$ . This means that the relative ordering of elements of  $\text{diag}(L_j^{(s+1)})$  remains unchanged after having applied the transform (14). Replace  $\lambda_{j,k}$  with  $i_{j,k}^{(s+1)}(m)$  into the objective function of (25). (25) is now a convex program in  $m$ . Therefore (25) is solved by the unique  $m_*$  of (13). This implies that the M-step is solved by taking  $\Sigma_j^{(s+1)} = G_j^{(s+1)} L_{*j}^{(s+1)} G_j^{(s+1)'}$  for

all  $j = 1, 2, \dots, G$ . Observe that when eigenvalues of  $S_1^{(s+1)} \dots, S_G^{(s+1)}$  fulfill the eigenratio constraint  $L_{*j}^{(s+1)} = L_j^{(s+1)}$  and  $\Sigma_j^{(s+1)} = S_j^{(s+1)}$  for all  $j = 1, 2, \dots, G$ . The latter completes the proof. (The result is connected to Lemma 1 in [Won et al. \(2013\)](#), by which the last part of the proof is inspired.)

**Proof of Lemma 7.** The proof of Lemma 2 still applies because adding further observations only adds further positive terms to the sum in (20).

**Proof of Corollary 1.**

$$\text{Observe } l_{(n+r)G}(\underline{x}_{n+r}, \theta^*) \geq \frac{1}{n+r} \left( \sum_{i=1}^n \log \psi_\delta(x_i, \theta^*) + r \log(\pi_0^* \delta) \right) > -\infty. \quad (26)$$

If the Corollary was wrong, it would be possible to construct a sequence  $(\theta_m)_{m \in \mathbb{N}}$  with  $\lambda_{k,j,m} \searrow 0$  for some  $j = 1, 2, \dots, G$  and  $k = 1, 2, \dots, p$  so that each  $\theta_m = \theta_{(n+r)G}(\underline{x}_{n+r})$  for an admissible  $\underline{x}_{n+r}$ . But (26) implies that there is a lower bound for  $l_{(n+r)G}(\underline{x}_{n+r}, \theta_m)$ , contradicting Lemma 7.

**Proof of Theorem 4.** For  $\underline{x}_{n+r} = (x_1, \dots, x_{n+r})$ , let  $\theta^+ = \theta_{(n+r)G}(\underline{x}_{n+r})$ . Let  $H < G$ . Then,

$$l_{(n+r)G}^o \leq \sum_{i=1}^n \log \left( \sum_{j=1}^H \pi_j^+ \phi_j^+(x_i) + \sum_{j=H+1}^G \pi_j^+ \phi_j^+(x_i) + \pi_0^+ \delta \right) + r \log \phi_{max}.$$

Assume w.l.o.g. that the parameter estimators of the mixture components  $H+1, \dots, G$  leave a compact set  $D$  of the form  $D = [\pi_{min}, 1] \times C$ ,  $C \subset \mathbb{R}^p \times \mathcal{S}_p$  compact,  $\pi_{min} > 0$ . Then there exists  $\phi_{min}$  bounding  $\phi_j^+(x_i)$  from below for  $j = 1, \dots, H$  and  $i = 1, \dots, n$ , so  $\sum_{j=1}^H \pi_j^+ \phi_j^+(x_i) \geq H \pi_{min} \phi_{min}$ .

Consider sequences  $(\theta_m)_{m \in \mathbb{N}} \in \Theta$  with  $l_{(n+r)G}(\underline{x}_{n+r}, \theta_m) \rightarrow l_{(n+r)G}^o$  and leaving any  $D$  for  $j = H+1, \dots, G$ , i.e.,  $\|\mu_{mj}\| \rightarrow \infty$  or  $\lambda_{k,j,m} \rightarrow \infty$  or  $\pi_{mj} \rightarrow 0$ , but with all  $\lambda_{k,j,m} \geq \lambda_0$  as established in Corollary 1. Observe that for such sequences  $\sum_{j=H+1}^G \pi_{mj} \phi_{mj}(x_i)$  becomes arbitrarily small for  $i = 1, \dots, n$ . Thus, for arbitrary  $\epsilon > 0$  and  $D$  large enough:

$$\begin{aligned} l_{(n+r)G}^o &\leq \sum_{i=1}^n \log \left( \sum_{j=1}^H \pi_j^+ \phi_j^+(x_i) + \pi_0^+ \delta \right) + r \log \phi_{max} + \epsilon \\ &\leq \max_{H < G} l_{nH}^o + r \log \phi_{max} + \epsilon \leq l_{n(G-1)}^o + r \log \phi_{max} + \epsilon. \end{aligned}$$

But a potential estimator  $\hat{\theta}$  could be defined by  $\hat{\pi}_0 = \frac{n\pi_0^* + r}{n+r}$ ,  $\hat{\pi}_j = \frac{n}{n+r} \pi_j^*$ ,  $\hat{\mu}_j = \mu_j^*$ ,  $\hat{\Sigma}_j =$

$\Sigma_j^*$ ,  $j = 1, \dots, G$ . Note that  $\hat{\theta} \in \Theta$  because of (17). Therefore,

$$\begin{aligned} l_{(n+r)G}^o &\geq \sum_{i=1}^n \log \left( \sum_{j=1}^G \pi_j^* \phi_j^*(x_i) + \left( \pi_0^* + \frac{r}{n} \right) \delta \right) \\ &\quad + r \log \left[ \left( \pi_0^* + \frac{r}{n} \right) \delta \right] + (n+r) \log \frac{n}{n+r} \\ \Rightarrow l_{n(G-1)}^o &\geq \sum_{i=1}^n \log \left( \sum_{j=1}^G \pi_j^* \phi_j^*(x_i) + \left( \pi_0^* + \frac{r}{n} \right) \delta \right) \\ &\quad + r \log \left[ \left( \pi_0^* + \frac{r}{n} \right) \delta \right] + (n+r) \log \frac{n}{n+r} - r \log \phi_{max} - \epsilon. \end{aligned}$$

This contradicts (16) by  $\epsilon \rightarrow 0$ .

## References

- Alexandrovich, G. (2014). A note on the article ‘Inference for multivariate normal mixtures’ by J. Chen and X. Tan. *J. Multivariate Anal.* 129, 245–248.
- Anderson, T. W. and I. Olkin (1985). Maximum-likelihood estimation of the parameters of a multivariate normal distribution. *Linear Algebra Appl.* 70, 147–171.
- Banfield, J. D. and A. E. Raftery (1993). Model-based gaussian and non-gaussian clustering. *Biometrics* 49, 803–821.
- Chen, J. and X. Tan (2009). Inference for multivariate normal mixtures. *J. Multivariate Anal.* 100(7), 1367–1383.
- Coretto, P. and C. Hennig (2010). A simulation study to compare robust clustering methods based on mixtures. *Advances in Data Analysis and Classification* 4(2), 111–135.
- Coretto, P. and C. Hennig (2011). Maximum likelihood estimation of heterogeneous mixtures of gaussian and uniform distributions. *Journal of Statistical Planning and Inference* 141(1), 462–473.
- Coretto, P. and C. Hennig (2014). Robust improper maximum likelihood: tuning, computation, and a comparison with other methods for robust Gaussian clustering. arXiv:1406.0808 preprint available at <http://arxiv.org/pdf/1406.0808>.
- Cuesta-Albertos, J. A., A. Gordaliza, and C. Matrán (1997). Trimmed k-means: An attempt to robustify quantizers. *Annals of Statistics* 25, 553–576.
- Dennis, J. E. J. (Ed.) (1981). *Algorithms for nonlinear fitting*, Cambridge, England. NATO advanced Research Symposium: Cambridge University Press.
- Einevoll, G. T., F. Franke, E. Hagen, C. Pouzat, and K. D. Harris (2012). Towards reliable spike-train recordings from thousands of neurons with multielectrodes. *Current Opinion in Neurobiology* 22, 11–17.
- Fraley, C. and A. E. Raftery (2002). Model-based clustering, discriminant analysis, and density estimation. *Journal of the American Statistical Association* 97, 611–631.

- Fraley, C., A. E. Raftery, T. B. Murphy, and L. Scrucca (2012). mclust version 4 for r: Normal mixture modeling for model-based clustering, classification, and density estimation. Technical Report 597, University of Washington, Department of Statistics.
- Fritz, H., L. A. García-Escudero, and A. Mayo-Iscar (2013). A fast algorithm for robust constrained clustering. *Comput. Statist. Data Anal.* *61*, 124–136.
- Gallegos, M. T. (2002). Maximum likelihood clustering with outliers. In *Classification, Clustering, and Data Analysis*, pp. 247–255. Springer.
- Gallegos, M. T. and G. Ritter (2005). A robust method for cluster analysis. *Annals of Statistics* *33*(5), 347–380.
- Gallegos, M. T. and G. Ritter (2009). Trimmed ML estimation of contaminated mixtures. *Sankhya (Ser. A)* *71*, 164–220.
- Gallegos, M. T. and G. Ritter (2013). Strong consistency of  $k$ -parameters clustering. *Journal of Multivariate Analysis* *117*, 14–31.
- García-Escudero, L. A. and A. Gordaliza (1999). Robustness properties of  $k$ -means and trimmed  $k$ -means. *Journal of the American Statistical Association* *94*, 956–969.
- García-Escudero, L. A., A. Gordaliza, C. Matrán, and A. Mayo-Iscar (2008). A general trimming approach to robust cluster analysis. *Annals of Statistics* *38*(3), 1324–1345.
- García-Escudero, L. A., A. Gordaliza, C. Matrán, and A. Mayo-Iscar (2014). Avoiding spurious local maximizers in mixture modeling. *Statistics and Computing* *25*, 1–15.
- Gavish, M. and D. L. Donoho (2014). Optimal shrinkage of singular values. arXiv:1405.7511 preprint available <http://arxiv.org/abs/1405.7511>.
- Hathaway, R. J. (1985). A constrained formulation of maximum-likelihood estimation for normal mixture distributions. *The Annals of Statistics* *13*, 795–800.
- Hennig, C. (2004). Breakdown points for maximum likelihood estimators of location-scale mixtures. *The Annals of Statistics* *32*(4), 1313–1340.
- Hennig, C. (2008). Dissolution point and isolation robustness: robustness criteria for general cluster analysis methods. *Journal of Multivariate Analysis* *99*, 1154–1176.
- Hennig, C. and T. F. Liao (2013). How to find an appropriate clustering for mixed type variables with application to socioeconomic stratification (with discussion). *Journal of the Royal Statistical Science, Series C (Applied Statistics)* *62*, 309–369.
- Hubert, L. and P. Arabie (1985). Comparing partitions. *Journal of Classification* *2*(2), 193–218.
- Ingrassia, S. (2004). A likelihood-based constrained algorithm for multivariate normal mixture models. *Statistical Methods & Applications* *13*(2), 151–166.
- Ingrassia, S. and R. Rocci (2007). Constrained monotone EM algorithms for finite mixture of multivariate gaussians. *Computational Statistics and Data Analysis* *51*, 5339–5351.
- Ingrassia, S. and R. Rocci (2011). Degeneracy of the EM algorithm for the MLE of multivariate gaussian mixtures and dynamic constraints. *Computational statistics & data analysis* *55*(4), 1715–1725.



- Jennrich, R. I. (1969). Asymptotic properties of non-linear least squares estimators. *Annals of Mathematical Statistics* 40, 633–643.
- Kadir, S. N., D. F. M. Goodman, and K. D. Harris (2013). High-dimensional cluster analysis with the Masked EM Algorithm. arXiv:1309.2848 preprint available at <http://arxiv.org/pdf/1309.2848>.
- Kiefer, N. M. and J. Wolfowitz (1956). Consistency of the maximum likelihood estimation in the presence of infinitely many incidental parameter. *Annals of Mathematical Statistics* 27(364), 887–906.
- Lewicki, M. S. (1998). A review of methods for spike sorting: the detection and classification of neural action potentials. *Network: Computation in Neural Systems* 9, 53–78.
- McLachlan, G. J. and D. Peel (2000). Robust mixture modelling using the t-distribution. *Statistics and Computing* 10(4), 339–348.
- Redner, R. (1981). Note on the consistency of the maximum likelihood estimate for nonidentifiable distributions. *The Annals of Statistics* 9, 225–228.
- Redner, R. A. and H. F. Walker (1984). Mixture densities, maximum likelihood and the EM algorithm. *SIAM Review* 26, 195–239.
- Theobald, C. (1975). An inequality with application to multivariate analysis. *Biometrika* 62(2), 461–466.
- Tyler, D. E. (1987). A distribution-free M-estimator of scatter. *Annals of Statistics* 15, 234–251.
- Tyler, D. E., F. Critchley, L. Duembgen, and H. Oja (2009). Invariant co-ordinate selection. *Journal of the Royal Statistical Society, Series B* 71, 549–592.
- Van der Vaart, A. W. (2000). *Asymptotic statistics*, Volume 3. Cambridge university press.
- Won, J.-H., J. Lim, S.-J. Kim, and B. Rajaratnam (2013). Condition-number-regularized covariance estimation. *J. R. Stat. Soc. Ser. B. Stat. Methodol.* 75(3), 427–450.