

Wall to Wall Optimal Transport

Pedram Hassanzadeh¹, Gregory P. Chini², and Charles R. Doering^{3†}

¹Department of Mechanical Engineering, University of California, Berkeley, CA 94720, USA

²Department of Mechanical Engineering, Program in Integrated Applied Mathematics, and Center for Fluid Physics, University of New Hampshire, Durham, NH 03824, USA

³Department of Mathematics, Department of Physics, and Center for the Study of Complex Systems, University of Michigan, Ann Arbor, Michigan 48109, USA

(Received ?; revised ?; accepted ?. - To be entered by editorial office)

The calculus of variations is employed to find steady divergence-free velocity fields that maximize transport of a tracer between two parallel walls held at fixed concentration for one of two constraints on flow strength: a fixed value of the kinetic energy or a fixed value of the enstrophy. The optimizing flows consist of an array of (convection) cells of a particular aspect ratio Γ . We solve the nonlinear Euler–Lagrange equations analytically for weak flows and numerically (and via matched asymptotic analysis in the fixed energy case) for strong flows. We report the results in terms of the Nusselt number Nu , a dimensionless measure of the tracer transport, as a function of the Péclet number Pe , a dimensionless measure of the energy or enstrophy of the flow. For both constraints the maximum transport $Nu_{\text{MAX}}(Pe)$ is realized in cells of decreasing aspect ratio $\Gamma_{\text{opt}}(Pe)$ as Pe increases. For the fixed energy problem, $Nu_{\text{MAX}} \sim Pe$ and $\Gamma_{\text{opt}} \sim Pe^{-1/2}$, while for the fixed enstrophy scenario, $Nu_{\text{MAX}} \sim Pe^{10/17}$ and $\Gamma_{\text{opt}} \sim Pe^{-0.36}$. We also interpret our results in the context of certain buoyancy-driven Rayleigh–Bénard convection problems that satisfy one of the two intensity constraints, enabling us to investigate how the transport scalings compare with upper bounds on Nu expressed as a function of the Rayleigh number Ra . For steady convection in porous media, corresponding to the fixed energy problem, we find $Nu_{\text{MAX}} \sim Ra$ and $\Gamma_{\text{opt}} \sim Ra^{-1/2}$, while for steady convection in a pure fluid layer between free-slip isothermal walls, corresponding to fixed enstrophy transport, $Nu_{\text{MAX}} \sim Ra^{5/12}$ and $\Gamma_{\text{opt}} \sim Ra^{-1/4}$.

Key words:

1. Introduction

Transport and mixing are crucial processes in science and engineering. In some applications, e.g., cooling or heating, the aim is to maximize transport of an advected and diffused quantity. In other problems, such as pollutant spills, the goal may be to move a fixed amount of mass from one location to another as quickly as possible while minimizing mixing. For many problems arising in natural flows, the focus is often on understanding the physical mechanisms of nonlinear transport or mixing processes and estimating their magnitude or efficiency as a function of initial and/or boundary conditions, source and sink distributions, and/or buoyancy or other body forces. Among the fundamental theoretical issues these problems raise are those of optimal transport and optimal mix-

† Email address for correspondence: doering@umich.edu

ing by incompressible fluid flows (see, for example, Shaw *et al.* (2007); Lin *et al.* (2011); Gubanov & Cortelezzi (2012)).

The motivation for this investigation is a very general and generic question: what is the maximum rate at which a tracer (a scalar concentration that we will refer to as temperature) can be transported by divergence-free velocity fields satisfying some given boundary conditions and intensity constraints? The conditions and constraints considered here are (a) that the flow between two impermeable parallel boundaries has a specified (fixed, given) root mean square speed or vorticity, and (b) that the concentration of the tracer is constant on each boundary, i.e., the boundaries are isothermal. For simplicity we restrict our attention here to steady flows in two spatial dimensions.

In the following subsection we present details of the problem and its mathematical formulation. Subsequently, in sections 2 and 3, we analyze the problems with, respectively, the fixed energy (mean square speed) and fixed enstrophy (mean square vorticity) constraints. For each problem, we employ the calculus of variations to maximize the relevant transport, a functional of the flow, subjected to the constraints of the problem. The resulting nonlinear Euler–Lagrange equations are linearized for weak flows and solved analytically. For strong flows, we solve the Euler–Lagrange equations using numerical continuation. Exploiting symmetries, we also solved these equations via matched asymptotic analysis for the fixed energy problem. Once the extremal velocity field is obtained from the solution of the Euler–Lagrange equations, the optimal transport can be evaluated, which serves as an upper bound for related problems that share the appropriate boundary conditions and flow intensity constraints. At the end of each section, the calculated upper bound is compared with the available results for a relevant problem: Rayleigh–Bénard convection in porous media (fixed energy) and Rayleigh–Bénard convection in pure fluids (fixed enstrophy). The concluding section 4 includes a discussion of future work utilizing this and related approaches to study extreme behavior in fluid dynamical systems.

1.1. Mathematical Formulation

We focus on heat transport in two dimensions in terms of a temperature field $T(x, z, t)$ satisfying the advection-diffusion equation

$$\dot{T} + \mathbf{v} \cdot \nabla T = \kappa \Delta T, \quad (1.1)$$

where $\dot{T} = \partial T / \partial t$, $\Delta = \partial^2 / \partial x^2 + \partial^2 / \partial z^2$, κ is the (constant) thermal diffusivity of the fluid, and $\mathbf{v}(x, z, t) = u\hat{\mathbf{x}} + w\hat{\mathbf{z}}$ is an incompressible flow field, i.e.,

$$\nabla \cdot \mathbf{v} = 0. \quad (1.2)$$

The geometry of the problem is shown in figure 1. The domain $D = [0, L] \times [0, h]$ is bounded by two parallel impermeable walls held at fixed temperatures. Note that the parallel walls can be horizontal or vertical or inclined; respecting tradition we align the walls horizontally in the x direction separated by distance h in the vertical z direction. All system variables are periodic in the x direction with horizontal period L .

We consider velocity fields that either have fixed mean squared speed

$$U^2 = \frac{1}{hL} \int_D |\mathbf{v}|^2 dx dz, \quad (1.3)$$

or fixed enstrophy density

$$\Omega^2 = \frac{1}{hL} \int_D |\boldsymbol{\omega}|^2 dx dz = \frac{1}{hL} \int_D |\nabla \mathbf{v}|^2 dx dz, \quad (1.4)$$

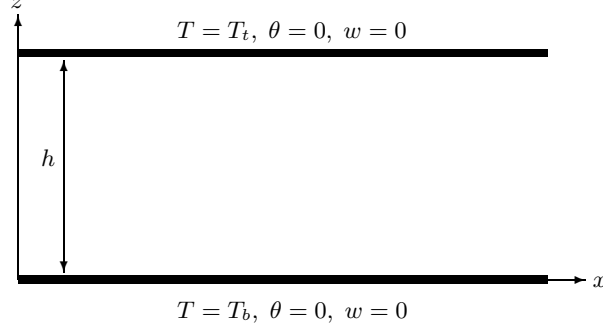


FIGURE 1. Schematic of the configuration. The top and bottom boundaries are impermeable and held at fixed temperatures.

where $\boldsymbol{\omega} = \nabla \times \mathbf{v}$ is the vorticity and $|\nabla \mathbf{v}|^2 = \nabla \mathbf{v} : \nabla \mathbf{v}$. The second equality in (1.4) follows for many boundary conditions on impermeable horizontal boundaries including no-slip and free-slip conditions.[†] The physical significance of the second expression is that, when multiplied by viscosity, it yields the viscous energy dissipation rate for Newtonian fluids in these domains. Hence the enstrophy constraint is natural in situations where a power budget limits the strength of the flow.

We non-dimensionalize the system using the spacing between the walls h and the diffusion time scale h^2/κ . The dimensionless temperature is naturally $(T - T_t)/(T_b - T_t)$ taking values 1 and 0 on the bottom and top boundaries. The (dimensionless) Peclet number Pe , measuring the relative strength of the flow, is the ratio of the diffusive time scale to the advective time scale (i.e., a measure of the strength of advection relative to diffusion). For the problem with fixed energy we define

$$Pe \equiv \frac{Uh}{\kappa}, \quad (1.5)$$

and for the problem with fixed enstrophy

$$Pe \equiv \frac{\Omega h^2}{\kappa}. \quad (1.6)$$

We also define the aspect ratio

$$\Gamma \equiv \frac{L}{2h}, \quad (1.7)$$

the normalized width of a *single* convection cell associated with the optimal flow (see, e.g., figure 2). In the absence of advection (when $\mathbf{v} = 0$) the transport is purely conductive with steady dimensionless temperature field $1 - z$ so we define the dimensionless temperature deviation variable $\theta \equiv (T - T_t)/(T_b - T_t) - 1 + z$ which vanishes on the boundaries. Hereafter all variables (i.e., \mathbf{v} , T , θ , x , z , t) are dimensionless.

[†] Here by free-slip we mean rate-of-strain-free, which corresponds, for Newtonian fluids, to stress-free boundary conditions.

Non-dimensionalizing equations (1.1)–(1.2) and the boundary conditions yields

$$\dot{\theta} + \mathbf{v} \cdot \nabla \theta = \Delta \theta + w, \quad (1.8)$$

$$\nabla \cdot \mathbf{v} = 0, \quad (1.9)$$

$$\theta(x, 0, t) = \theta(x, 1, t) = 0, \quad (1.10)$$

$$w(x, 0, t) = w(x, 1, t) = 0. \quad (1.11)$$

Define the long time-space average by angle brackets $\langle \cdot \rangle$:

$$\langle \mathbf{a}(x, z, t) \rangle \equiv \lim_{t \rightarrow \infty} \frac{1}{t} \int_0^t \left\{ \frac{1}{2\Gamma} \int_D \mathbf{a}(x, z, s) \, dx \, dz \right\} ds. \quad (1.12)$$

The fixed energy constraint (1.3) is then

$$Pe^2 = \langle |\mathbf{v}|^2 \rangle, \quad (1.13)$$

while the fixed enstrophy constraint (1.4) is

$$Pe^2 = \langle |\nabla \mathbf{v}|^2 \rangle. \quad (1.14)$$

The Nusselt number Nu measures the scalar transport by advection and is defined as the ratio of the total flux in the presence of advection to the heat flux by pure conduction. We are interested in the vertical transport between horizontal walls so (see Hassanzadeh 2012, p. 4)

$$Nu = 1 + \langle wT \rangle = 1 + \langle w\theta \rangle. \quad (1.15)$$

Note that $\langle w f(\cdot) \rangle = 0$ for any $f(z)$ as a result of incompressibility and the boundary conditions.

1.2. Objective

With the strength of advection gauged by Pe , the geometry of the flow parameterized by Γ , and strength of transport measured by Nu as defined above, we are now in a position to fully formulate the task at hand:

1) Search over all steady divergence-free velocity fields \mathbf{v} with given (Pe, Γ) that satisfy (1.11) to find the maximum possible value of Nu in (1.15), noting that \mathbf{v} , (1.8) and (1.10) uniquely determine the steady-state $\theta(x, z)$. This maximum is denoted

$$Nu_{\max}(Pe, \Gamma) \equiv \sup_{\mathbf{v}} \{Nu(\mathbf{v})\}. \quad (1.16)$$

2) For the same Pe , step 1 may be repeated for various values of Γ . For this value of Pe , the largest value of $Nu_{\max}(Pe, \Gamma)$ will be called

$$Nu_{\text{MAX}}(Pe) \equiv \sup_{\Gamma} \{Nu_{\max}(Pe, \Gamma)\}. \quad (1.17)$$

3) And for each value of Pe , the Γ from step 2 that realizes Nu_{MAX} is dubbed the optimal aspect ratio and denoted $\Gamma_{\text{opt}}(Pe)$. That is, $Nu_{\text{MAX}}(Pe) = Nu_{\max}(Pe, \Gamma_{\text{opt}}(Pe))$.

The time (in)dependence of the flow merits further discussion. The effect of unsteadiness on optimal transport is not fully understood and whether a time-dependent flow can transport more than a steady flow (with the same amount of energy or enstrophy) remains an open question. Of course the question can be answered by performing the optimization in step 1 over both space and time, i.e., for $\mathbf{v} = \mathbf{v}(x, z, t)$. Such an analysis is a problem of optimal control theory, left for the future. Here we focus on steady flows (i.e., $\mathbf{v} = \mathbf{v}(x, z)$) and use calculus of variations to carry out step 1. As will be seen, the

steady analysis gives useful insight into the optimal transport problem that can be used to guide future unsteady studies.

2. Optimal Transport with Fixed Energy

The steady-state fixed energy system, equations (1.8)–(1.11) and (1.13), is

$$\mathbf{v} \cdot \nabla \theta = \Delta \theta + w, \quad (2.1)$$

$$\nabla \cdot \mathbf{v} = 0, \quad (2.2)$$

$$Pe^2 = \langle |\mathbf{v}|^2 \rangle, \quad (2.3)$$

$$\theta(x, 0) = \theta(x, 1) = 0, \quad (2.4)$$

$$w(x, 0) = w(x, 1) = 0. \quad (2.5)$$

Before solving this system we note that a simple analysis yields a rigorous *a priori* upper bound on Nu . Starting from (1.15), recalling the Cauchy–Schwarz inequality and remembering that the maximum principle assures $0 \leq T \leq 1$ so $|T - 1/2| \leq 1/2$,

$$\begin{aligned} Nu &= 1 + \langle wT \rangle = 1 + \langle w(T - 1/2) \rangle \leq 1 + \langle |w|^2 \rangle^{1/2} \langle |T - 1/2|^2 \rangle^{1/2} \\ &\leq 1 + \frac{\langle |\mathbf{v}|^2 \rangle^{1/2}}{2} = 1 + \frac{Pe}{2}. \end{aligned} \quad (2.6)$$

2.1. Variational Formulation for Steady Flows

The variational problem to maximize $Nu = 1 + \langle \theta w \rangle$ given constraints (2.1)–(2.3) and boundary conditions (2.4)–(2.5) is to extremize the functional

$$\mathcal{F} = \left\langle w\theta - \phi(x, z) (\mathbf{v} \cdot \nabla \theta - \Delta \theta - w) + p(x, z) (\nabla \cdot \mathbf{v}) - \frac{\mu}{2} (|\mathbf{v}|^2 - Pe^2) \right\rangle \quad (2.7)$$

where $\phi(x, z)$, $p(x, z)$, and μ are Lagrange multipliers; ϕ and p are functions of x and z to enforce the differential constraints (2.1) and (2.2) while μ is a real number. The Euler-Lagrange equations are

$$0 = \frac{\delta \mathcal{F}}{\delta \mathbf{v}} = (\theta + \phi) \hat{\mathbf{z}} + \theta \nabla \phi - \nabla p - \mu \mathbf{v}, \quad (2.8)$$

$$0 = \frac{\delta \mathcal{F}}{\delta \theta} = \mathbf{v} \cdot \nabla \phi + \Delta \phi + w, \quad (2.9)$$

$$0 = \frac{\delta \mathcal{F}}{\delta \phi} = -\mathbf{v} \cdot \nabla \theta + \Delta \theta + w, \quad (2.10)$$

$$0 = \frac{\delta \mathcal{F}}{\delta p} = \nabla \cdot \mathbf{v}, \quad (2.11)$$

$$0 = \frac{\partial \mathcal{F}}{\partial \mu} = \frac{1}{2} (Pe^2 - \langle |\mathbf{v}|^2 \rangle). \quad (2.12)$$

In deriving (2.9) the natural boundary conditions that ϕ vanishes at $z = 0$ and $z = 1$ were employed to eliminate a surface term arising from the integration by parts of $\phi \Delta \theta$. Therefore, the boundary conditions accompanying these partial differential equations are

$$w(x, 0) = w(x, 1) = 0, \quad (2.13)$$

$$\theta(x, 0) = \theta(x, 1) = 0, \quad (2.14)$$

$$\phi(x, 0) = \phi(x, 1) = 0. \quad (2.15)$$

Note that the $+\theta \nabla \phi$ term is equivalent to $-\phi \nabla \theta$ in (2.8), the difference being a perfect gradient that can be absorbed into ∇p .

Equations (2.8) and (2.10)–(2.11) exhibit certain similarities with those governing steady Rayleigh–Bénard convection in a fluid saturated porous layer at infinite Prandtl–Darcy number (see e.g. Doering & Constantin 1998). But here an extra scalar, the Lagrange multiplier or “adjoint” field ϕ , enters the problem. This resemblance, which will also be observed in the linear analysis in the next section, will be discussed in §2.5.

2.2. The Limit of Small Pe : Asymptotic Solution

In the limit of small Pe the flow field $|\mathbf{v}| \ll 1$ (at least in the L^2 sense) which, along with (2.9)–(2.10) and the maximum principle, implies that $|\theta| \ll 1$ and $|\phi| \ll 1$. Therefore, in this limit we can linearize equations (2.8)–(2.10) to obtain the system

$$\mu \mathbf{v} + \nabla p = (\theta + \phi) \hat{\mathbf{z}}, \quad (2.16)$$

$$\Delta \phi + w = 0, \quad (2.17)$$

$$\Delta \theta + w = 0, \quad (2.18)$$

$$\nabla \cdot \mathbf{v} = 0. \quad (2.19)$$

Subtracting (2.18) from (2.17) and using (2.14)–(2.15) then yields $\theta = \phi$. Taking the z -component of the double-curl of (2.16) and using (2.19) we deduce

$$\mu \Delta w = 2 \theta_{xx}, \quad (2.20)$$

where, as usual, the x subscript indicates the partial derivative.

Equations (2.18)–(2.20) and boundary conditions (2.13)–(2.14) can be solved analytically in this small- Pe limit. Indeed, Fourier transforming in the x direction, (2.18) and (2.20) become

$$(D_z^2 - k^2) \hat{\theta}_k(z) + \hat{w}_k(z) = 0, \quad (2.21)$$

$$\mu(D_z^2 - k^2) \hat{w}_k(z) + 2k^2 \hat{\theta}_k(z) = 0, \quad (2.22)$$

where $D_z = d/dz$ and $\hat{w}_k(z)$ and $\hat{\theta}_k(z)$ are the Fourier coefficients of w and θ with horizontal (dimensionless) wavenumber $k \equiv \pi/\Gamma$. The solution is

$$\hat{w}_k(z) = A_k \sin(m\pi z), \quad (2.23)$$

$$\hat{\theta}_k(z) = B_k \sin(m\pi z), \quad (2.24)$$

where m is the vertical (dimensionless) wavenumber, and A_k and B_k are still undetermined. Substituting into (2.21) and (2.22) gives

$$\mu = (2k^2)/(m^2\pi^2 + k^2)^2, \quad (2.25)$$

$$A_k = (m^2\pi^2 + k^2) B_k. \quad (2.26)$$

Using equation (2.19),

$$\hat{u}_k(z) = i \frac{m\pi}{k} A_k \cos(m\pi z). \quad (2.27)$$

Substituting (2.27) and (2.23) into (2.12) yields

$$\langle |\mathbf{v}|^2 \rangle = \left(A_k^2 + \frac{m^2\pi^2}{k^2} A_k^2 \right) = Pe^2 \Rightarrow A_k = \frac{k}{(m^2\pi^2 + k^2)^{1/2}} Pe \quad (2.28)$$

which, along with (2.26), gives

$$B_k = \frac{k}{(m^2\pi^2 + k^2)^{3/2}} Pe. \quad (2.29)$$

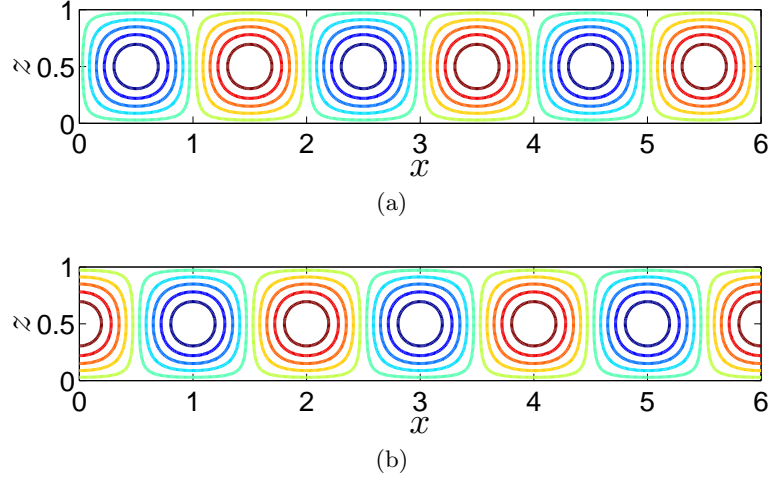


FIGURE 2. Optimal flow field in the small- Pe limit for the fixed energy problem: (a) streamlines ψ , (b) temperature θ .

Knowing A_k and B_k , Nu is obtained from (1.15):

$$Nu = 1 + A_k B_k = 1 + \frac{k^2}{(m^2 \pi^2 + k^2)^2} Pe^2. \quad (2.30)$$

Then for a given parameter set $(Pe, \Gamma = \pi/k)$, Nu is maximized at $m = 1$. As a result, using the notation defined in §1.2,

$$Nu_{\max}(Pe, \Gamma) = 1 + \frac{\Gamma^2}{\pi^2(\Gamma^2 + 1)^2} Pe^2. \quad (2.31)$$

The largest value of $Nu_{\max}(Pe, \Gamma)$, i.e., Nu_{MAX} , is achieved at $\Gamma_{\text{opt}} = 1$:

$$Nu_{\text{MAX}}(Pe) = 1 + \frac{Pe^2}{4\pi^2}. \quad (2.32)$$

Note that $(k, m) = (\pi, 1)$ corresponds to the maximum value of $\mu = 1/(2\pi)^2$ (see (2.25)).

Therefore, in the limit of small Pe (i.e., large μ) the maximum transport is realized by an array of square *convection* cells (rolls) with optimal aspect ratio $\Gamma_{\text{opt}} = 1$. Figure 2 shows this flow field where the square convection cells are clearly seen. This solution is identical to the first unstable mode at onset for Rayleigh–Bénard convection in a fluid saturated porous media (Doering & Constantin 1998). Additionally, we note (and discuss further in §2.5) that the factor $4\pi^2$ arising in (2.32) is the critical Ra for the instability.

2.3. Small to Large Pe : Numerical Solution

For $Pe > O(1)$, the full nonlinear system (2.8)–(2.11) must be solved. Defining the stream function ψ by $u = \partial\psi/\partial z$ and $w = -\partial\psi/\partial x$, equations (2.8)–(2.11) reduce to

$$J(\theta, \phi) + \mu \Delta\psi + (\theta + \phi)_x = 0, \quad (2.33)$$

$$-J(\psi, \phi) + \Delta\phi - \psi_x = 0, \quad (2.34)$$

$$-J(\psi, \theta) - \Delta\theta + \psi_x = 0, \quad (2.35)$$

where $J(a, b) = \frac{\partial a}{\partial x} \frac{\partial b}{\partial z} - \frac{\partial a}{\partial z} \frac{\partial b}{\partial x}$. The boundary conditions (2.13)–(2.15) become

$$\psi(x, 0) = \psi(x, 1) = 0, \quad (2.36)$$

$$\theta(x, 0) = \theta(x, 1) = 0, \quad (2.37)$$

$$\phi(x, 0) = \phi(x, 1) = 0. \quad (2.38)$$

These equations and boundary conditions imply an interesting symmetry between θ and ϕ that will be exposed in the numerical results and exploited later to obtain asymptotic solutions for large Pe .

2.3.1. Numerical Continuation

Numerical continuation is a strategy to systematically trace a branch of solutions starting from an initial iterate (Boyd 2001, Appx. D). In the problem considered here, the solutions are known analytically in the limit of small Pe (i.e., large μ) for given values of Γ (§2.2). These solutions provide suitable initial guesses for solutions at larger values of Pe (i.e., smaller μ), which are computed numerically according to the following continuation algorithm:

- 1) Start from the analytical solution for large μ for a given value of Γ .
- 2) Incrementally reduce μ such that, at iteration $N + 1$, μ^{N+1} is set to be 0.1%–5% smaller than μ^N . Use the solution at iteration N (with μ^N) as the initial guess to iteratively compute the new solution at iteration $N + 1$ (with μ^{N+1}).
- 3) Using the converged solution from step 2, calculate $Pe(\mu^{N+1}, \Gamma)$ and $Nu_{\max}(\mu^{N+1}, \Gamma)$ from the relations

$$Pe^2 = \langle \psi_x^2 + \psi_z^2 \rangle, \quad (2.39)$$

$$Nu_{\max} = 1 - \langle \psi_x \theta \rangle. \quad (2.40)$$

- 4) Repeat steps 2 and 3 reducing μ (and increasing Pe) by several orders of magnitude.
- 5) Repeat steps 1–4 for a variety of values of Γ .

This procedure produces $Nu_{\max}(Pe, \Gamma)$ for a wide range of Pe and Γ . Note that in step 1 the vertical wavenumber m must be chosen for the linear solution. Empirically, we find that Nu_{\max} always emerges from solutions continued from linear solutions with $m = 1$. Therefore, for most cases we set $m = 1$, although cases with $m = 2$ and linearly superposed solutions with different values of m were also studied (see §2.3.3). The percentage reduction of μ in step 2 depends on the degree of nonlinearity of the problem: as expected, μ must be varied more slowly as Pe increases.

2.3.2. Numerical Method

In this section we present details of the iterative numerical method used in step 2 of the continuation algorithm. Specifically, we use a Newton–Kantorovich iteration scheme (Boyd 2001, Appx. C) with a pseudospectral Chebyshev collocation method (Trefethen 2001; Boyd 2001) to solve (2.33)–(2.35). Instead of solving these equations in a large horizontally periodic domain including multiple cells (e.g. as shown in figure 2a), we choose the computational domain to include only a single cell (figure 3). This unicellular approach has been successfully used to study other, related problems, including Rayleigh–Bénard convection in pure fluids (Chini & Cox 2009) and in porous media (Corson 2011). In this configuration, symmetry boundary conditions are imposed on the vertical sides of the domain at $x = \pm \Gamma/2$. Note that in the computational domain the horizontal walls are taken to be located at $z = \pm 0.5$ (rather than at $z = 0, 1$, as before) for convenience, since Chebyshev polynomials are employed.

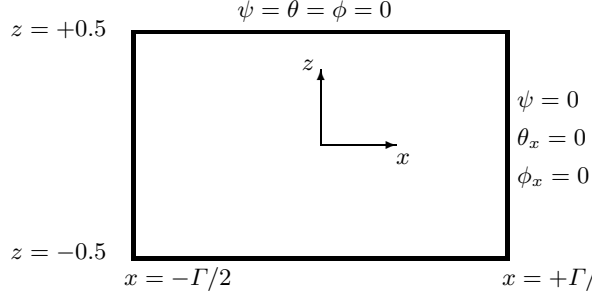


FIGURE 3. The fixed energy problem: the geometry and boundary conditions of the computational domain corresponding to a single two-dimensional (convection) cell. Boundary conditions on the bottom (left) boundary are the same as the top (right) boundary.

The Newton–Kantorovich method used in step 2 of the continuation algorithm (§2.3.1) is implemented as follows. The known solution at the N th iterate $(\psi^N, \theta^N, \phi^N)$ is used as a first guess to iteratively approximate the true solution at the $(N+1)$ th iteration $(\psi^{N+1}, \theta^{N+1}, \phi^{N+1})$. Taylor expanding (2.33)–(2.35) about $(\psi^N, \theta^N, \phi^N)$, defining “ δ ” of any quantity as the difference between its value at iterations $N+1$ and N , and neglecting higher-order terms, we obtain the system of three linear differential equations (A 10)–(A 12) given in Appendix A. Applying a pseudospectral Chebyshev collocation method in both the x and z directions yields the following linear matrix equation:

$$\begin{bmatrix} \mu\Delta & (I + \phi_z^N)D_x - \phi_x^N D_z & (I - \theta_z^N)D_x + \theta_x^N D_z \\ -(I - \theta_z^N)D_x - \theta_x^N D_z & \Delta - \psi_z^N D_x + \psi_x^N D_z & O \\ -(I + \phi_z^N)D_x + \phi_x^N D_z & O & \Delta + \psi_z^N D_x - \psi_x^N D_z \end{bmatrix} \begin{bmatrix} \delta\psi \\ \delta\theta \\ \delta\phi \end{bmatrix} = \begin{bmatrix} -\mu\Delta\psi^N - (I + \phi_z^N)\theta_x^N - (I - \theta_z^N)\phi_x^N \\ -\Delta\theta^N + (I - \theta_z^N)\psi_x^N + \psi_z^N\theta_x^N \\ -\Delta\phi^N + (I + \phi_z^N)\psi_x^N - \psi_z^N\phi_x^N \end{bmatrix} \quad (2.41)$$

where I and O are $M^2 \times M^2$ identity and zero matrices, respectively, and M is the number of collocation grid points. D_x and D_z are the x and z differentiation matrices, and $\Delta = D_{xx} + D_{zz}$. These $M^2 \times M^2$ matrices are constructed using tensor products (a.k.a. Kronecker products) as described in detail in Trefethen (2001). ψ , θ , and ϕ are vectors of length M^2 . The boundary conditions are implemented by modifying the rows corresponding to the boundary grid points in the coefficient matrix and the right-hand side matrix in (2.41).

A MATLAB code was developed to construct the elements of the matrices in (2.41) and to solve the linear algebraic system by direct matrix inversion. Once $\delta\psi$, $\delta\theta$, and $\delta\phi$ are calculated, the solution is updated by setting $(\cdot)^{N+1} = (\cdot)^N + \delta(\cdot)$. The iterations stop when $\delta(\cdot)/\|(\cdot)\|_\infty \leq 10^{-10}$ for all three variables ψ , θ , and ϕ . Finally, Clenshaw–Curtis quadrature (Trefethen 2001) is used for all spatial integrations, for example to calculate Pe^2 from (2.39) and Nu_{\max} from (2.40).

2.3.3. Numerical Results

The results presented here used $M = 61$ or 91 . The iterative solution always converged in less than 6 iterations. Figure 4 shows ψ and θ for $\Gamma = 1$ and increasing values of Pe .

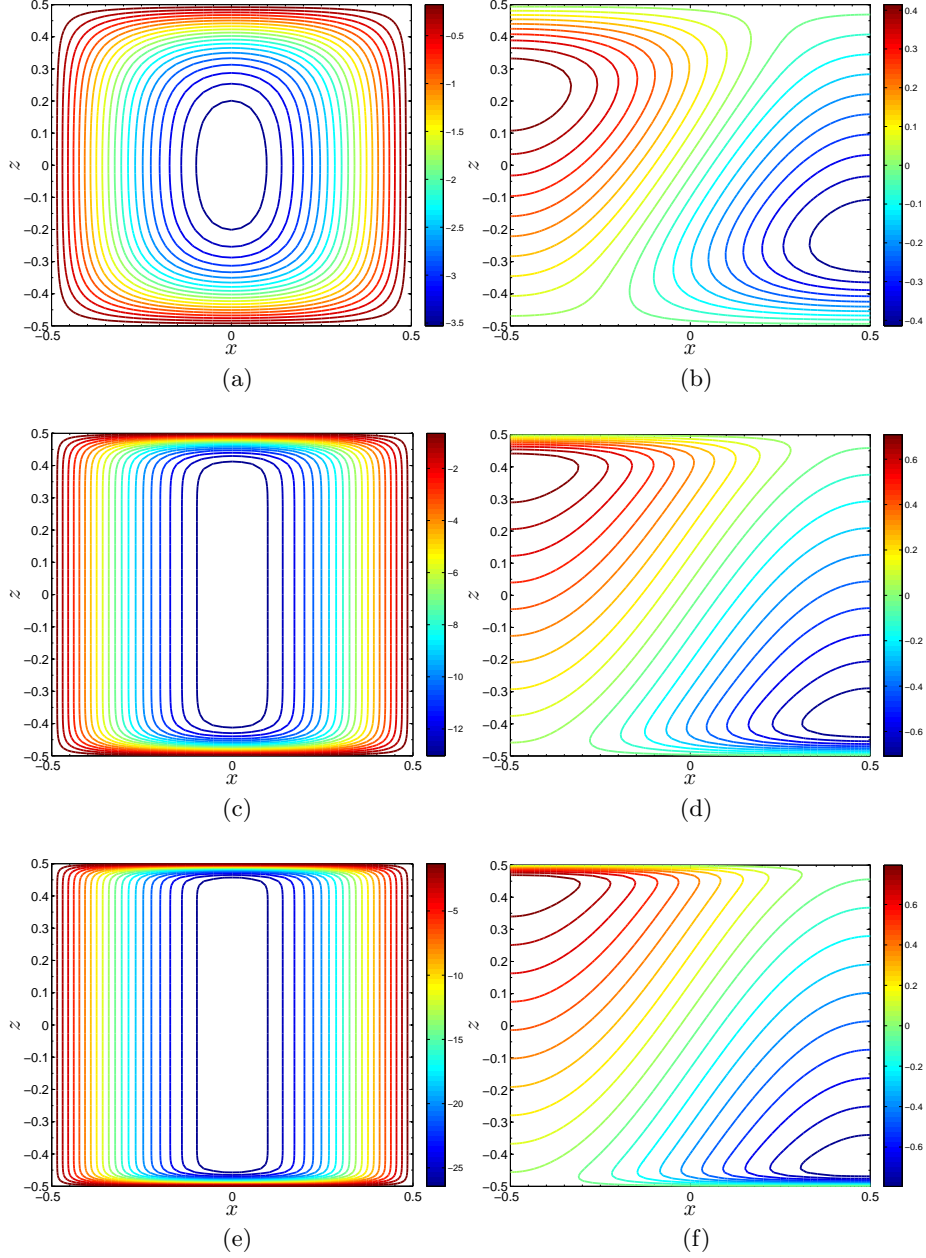


FIGURE 4. Evolution of the flow fields with Pe for the case with $\Gamma = 1$. Panels on the left show ψ and panels on the right show θ . (a) and (b) $Pe = 10.0$, $Nu_{\max} = 2.4$; (c) and (d) $Pe = 59.4$, $Nu_{\max} = 9.7$; (e) and (f) $Pe = 161.3$, $Nu_{\max} = 20.7$. The resolution is 61^2 .

The flow shown in figures 4a and 4b is still in the linear regime. The bulk flow structure changes and boundary layers emerge in both ψ and θ as Pe increases (figures 4c–4f).

Figure 5 is a plot of $Nu_{\max}(Pe, \Gamma)$ for several values of Γ . This figure exhibits a number of interesting features. Firstly, Nu_{\max} agrees with (2.31) in the limit of small Pe , which serves to some extent as a benchmark for the code. Moreover, the absolute upper

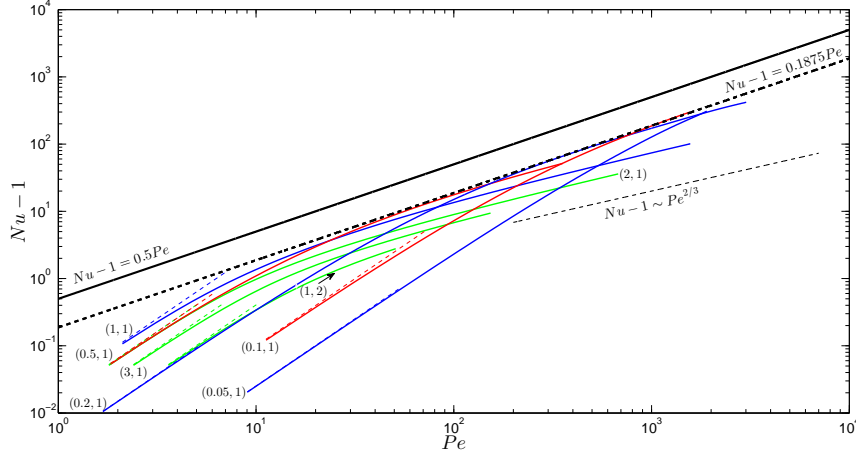


FIGURE 5. The numerically obtained Nu_{\max} as a function of Pe for various values of Γ (non-black lines). The labels show (Γ, m) . For each case, the (short) dashed line of the same color, visible for most cases, shows the analytical Nu_{\max} given in (2.31) in the small- Pe limit. The thick black solid line shows the absolute upper bound (2.6), and the thick black dashed line shows the analytically obtained Nu_{\max} given in (2.93), which is derived in the large- Pe limit. The thin black dashed line indicates the $Pe^{2/3}$ slope. Cases with $\Gamma > 1$ or $m > 1$ (green lines) do not produce Nu_{\max} . All results shown here have resolution $M = 61$. Using a higher resolution $M = 91$ results in negligible changes to the plot.

bound (2.6) quantitatively overestimates the maximum possible high Péclet number heat transport only by an $O(1)$ factor: it captures the correct high Péclet number linear scaling. It also shows that $Nu_{\max}(Pe)$ is obtained from solutions continued from linear solutions with $m = 1$. This is not unexpected because flows with $m > 1$ include horizontal transport in the bulk far from the boundaries, which evidently is not an efficient use of the available energy.[†]

Figure 5 also suggests that Nu_{\max} scales as $K(\Gamma) Pe^{2/3}$ as Pe increases, and that Nu_{\max} is obtained by flows with smaller Γ as Pe increases. The ensemble of Nu_{\max} plotted against Pe for different values of Γ forms an envelope that determines Nu_{\max} , and the numerical results suggest that $Nu_{\max} \rightarrow C Pe$ where C is an absolute constant prefactor. The prefactors $K(\Gamma)$ and C can, of course, be determined from the numerical results but this proves unnecessary because, guided by the numerics, we are able to obtain asymptotic solutions of (2.33)–(2.35), and hence analytical expressions for Nu_{\max} , Nu_{\max} , and Γ_{opt} , in the limit of large Pe in §2.4. (The analytically derived Nu_{\max} , given in (2.93), is also plotted in figure 5 and is seen to agree very well with the envelope produced by the numerical results.)

2.4. The Large- Pe Asymptotic Solution

The high- Pe (small μ) numerical solutions plotted in figure 6 (and in figure 2.7 of Hassanzadeh 2012) display some striking features: ψ is nearly independent of z in the bulk and depends on x as $\cos(\pi x/\Gamma)$ in both the bulk and boundary layers. And while

[†] Indeed, we computed several cases with $m > 1$ as well as a few cases continuing from superposed solutions of two m (only one case is shown in this figure) and they all confirmed this conclusion.

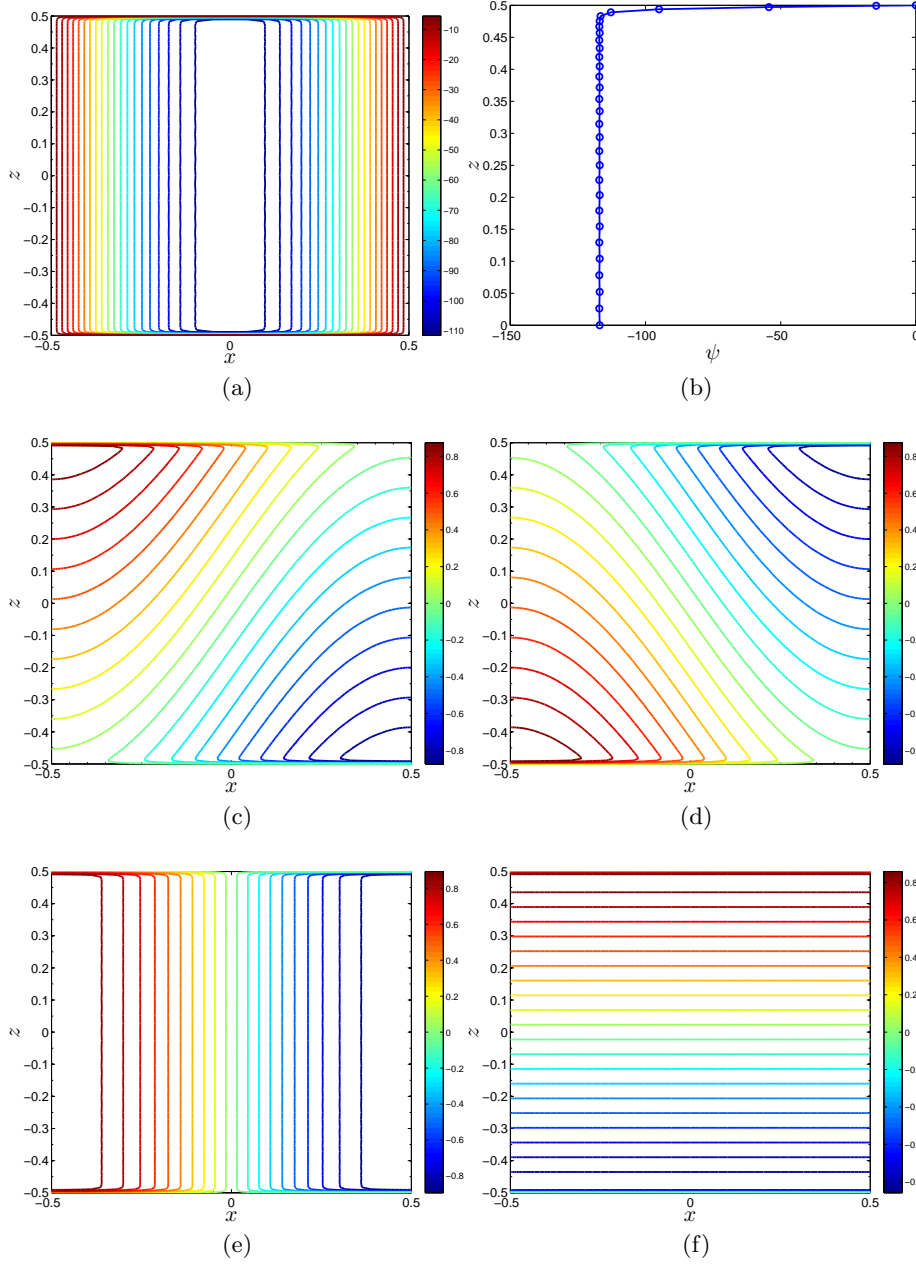


FIGURE 6. Flow field for $\Gamma = 1$, $\mu = 3.557 \times 10^{-5}$, $Pe = 1320.5$, and $Nu_{\max} = 90.7$. (a) ψ , (b) ψ along $x = 0$, (c) θ , (d) ϕ , (e) $\xi \equiv \theta + \phi$, and (f) $\eta \equiv \theta - \phi$. The resolution is 61^2 .

θ and ϕ do not have such simple structure in the bulk or boundary layers, the variables

$$\xi(x, z) \equiv \phi(x, z) + \theta(x, z), \quad (2.42)$$

$$\eta(x, z) \equiv \theta(x, z) - \phi(x, z) \quad (2.43)$$

do: ξ (like ψ) is nearly independent of z except close to the top and bottom boundaries and η is only a function of z everywhere (see figure 6). This observation suggests formu-

lating equations for (ψ, ξ, η) and using matched asymptotic analysis to solve the resulting equations in the large- Pe limit.

Equations (2.33)–(2.35) imply that the equations for ψ , ξ , and η are

$$-J(\xi, \eta) + 2\mu\Delta\psi + 2\xi_x = 0, \quad (2.44)$$

$$J(\psi, \xi) + \Delta\eta = 0, \quad (2.45)$$

$$J(\psi, \eta) + \Delta\xi - 2\psi_x = 0. \quad (2.46)$$

The computational results suggest the ansatz

$$\psi = \bar{\psi}(x) A\left(\frac{1/2+z}{\delta}\right) A\left(\frac{1/2-z}{\delta}\right), \quad (2.47)$$

$$\xi = \bar{\xi}(x) B\left(\frac{1/2+z}{\delta}\right) B\left(\frac{1/2-z}{\delta}\right), \quad (2.48)$$

$$\eta = \bar{\eta}(z) C\left(\frac{1/2+z}{\delta}\right) C\left(\frac{1/2-z}{\delta}\right), \quad (2.49)$$

where δ denotes the boundary layer thickness.† The overbar indicates interior solution, i.e., the *outer* solutions far from the top and bottom boundary layers. The boundary layer functions $A(Z)$, $B(Z)$, and $C(Z)$ are the *inner* solutions that vanish at the boundaries $Z = 0$ and approach unity in the interior where $Z \gg 1$.

2.4.1. Interior Solution

Inserting (2.47)–(2.49) into (2.44)–(2.46) and setting $A = B = C = 1$ yields

$$2\mu\bar{\psi}_{xx} + (2 - \bar{\eta}_z)\bar{\xi}_x = 0, \quad (2.50)$$

$$\bar{\eta}_{zz} = 0, \quad (2.51)$$

$$\bar{\xi}_{xx} + (\bar{\eta}_z - 2)\bar{\psi}_x = 0. \quad (2.52)$$

Equation (2.51) implies that $\bar{\eta}$ is an affine function of z which could also be inferred from (2.50) and (2.52) since $\bar{\psi}$ and $\bar{\xi}$ are only functions of x . The symmetry of the solution with respect to reflection about $z = 0$ implies

$$\bar{\eta}(z) = \bar{\eta}_o z, \quad (2.53)$$

where $\bar{\eta}_o$ is to be determined.

Eliminating $\bar{\psi}$ between (2.50) and (2.52) gives

$$\bar{\xi}_{xxx} + \left(\frac{\bar{\eta}_o - 2}{\sqrt{2\mu}}\right)^2 \bar{\xi}_x = 0. \quad (2.54)$$

Periodicity with period 2Γ in x together with $\xi_x(\pm\Gamma/2, z) = 0$ implies

$$\bar{\xi} = \pm\bar{\xi}_o \sin(\pi x/\Gamma), \quad (2.55)$$

and

$$\bar{\eta}_o = 2 - \frac{\pi}{\Gamma} \sqrt{2\mu}, \quad (2.56)$$

where $\bar{\xi}_o > 0$ is another yet-to-be determined constant. Another possible solution, $\bar{\eta}_o = 2 + (\pi/\Gamma) \sqrt{2\mu} > 2$, is discarded in light of the numerical results. Moreover, in §2.4.3 it

† We introduce a single boundary layer scale here; we originally allowed for three independent boundary layer thicknesses but later deduced that they are, in fact, identical (Hassanzadeh 2012, pp. 19–20).

will be seen that $\bar{\eta}_o \leq 2$ because of the maximum principle, confirming that (2.56) is the only admissible solution.

Equation (2.52) then yields

$$\bar{\psi} = \frac{\pm \bar{\xi}_o}{\sqrt{2\mu}} \cos(\pi x/\Gamma) \quad (2.57)$$

so that the interior fields (i.e., the outer solutions) are known up to the one undetermined constant $\bar{\xi}_o$. (Notice that in (2.55) and (2.57) either $-\bar{\xi}_o$ or $+\bar{\xi}_o$ should be chosen for both $\bar{\psi}$ and $\bar{\xi}$.)

2.4.2. Boundary Layer Solution

The boundary conditions on the inner solutions are $A(0) = B(0) = C(0) = 0$ and $A(+\infty) = B(+\infty) = C(+\infty) = 1$. Focusing on the boundary layer adjacent to $z = +0.5$, (2.44)–(2.46) give, upon substitution of (2.47)–(2.49),

$$0 = 2\mu (\bar{\psi}_{xx} A + \bar{\psi} A''/\delta^2) + (2 - (\bar{\eta}_z C - \bar{\eta} C'/\delta)) \bar{\xi}_x B, \quad (2.58)$$

$$0 = \bar{\eta}_{zz} C - 2\bar{\eta}_z C'/\delta + \bar{\eta} C''/\delta^2 - \bar{\psi}_x A \bar{\xi} B'/\delta + \bar{\xi}_x B \bar{\psi} A'/\delta, \quad (2.59)$$

$$0 = \bar{\xi}_{xx} B + \bar{\xi} B''/\delta^2 - (2 - (\bar{\eta}_z C - \bar{\eta} C'/\delta)) \bar{\psi}_x A, \quad (2.60)$$

where a prime denotes d/dZ (e.g., $A' \equiv dA/dZ$). Using the interior solutions (2.53) and (2.55)–(2.57) and observing that $\bar{\eta} \rightarrow \bar{\eta}_o/2$ as $z \rightarrow 0.5$, the above equations become

$$0 = \sqrt{2\mu} \left[-\left(\frac{\pi}{\Gamma}\right)^2 A + \frac{1}{\delta^2} A'' \right] + \frac{\pi}{\Gamma} \left[2 - \left(2 - \frac{\pi}{\Gamma} \sqrt{2\mu}\right) \left(C - \frac{1}{2\delta} C'\right) \right] B, \quad (2.61)$$

$$0 = \left(2 - \frac{\pi}{\Gamma} \sqrt{2\mu}\right) \left[-\frac{2}{\delta} C' + \frac{1}{2\delta^2} C'' \right] + \frac{\pi}{2\Gamma} \frac{\bar{\xi}_o^2}{\sqrt{2\mu}} \left[\frac{1}{\delta} AB' + \frac{1}{\delta} BA' \right], \quad (2.62)$$

$$0 = \sqrt{2\mu} \left[-\left(\frac{\pi}{\Gamma}\right)^2 B + \frac{1}{\delta^2} B'' \right] + \frac{\pi}{\Gamma} \left[2 - \left(2 - \frac{\pi}{\Gamma} \sqrt{2\mu}\right) \left(C - \frac{1}{2\delta} C'\right) \right] A, \quad (2.63)$$

where (2.62) has been averaged over x to eliminate the $\sin^2(\pi x/\Gamma)$ and $\cos^2(\pi x/\Gamma)$ terms.

To balance the leading order terms, we need to determine the boundary layer thickness δ as a function of a small parameter ϵ defined based on μ and Γ . We know that $\mu \ll 1$ to achieve the large Pe limit, although from the above equations it seems that $\sqrt{\mu} \ll 1$ may be a more appropriate parameter in this problem. Here we restrict our analysis to $\Gamma \leq 1$, because the numerical results of §2.3 showed that $\Gamma > 1$ does not maximize the transport.

With $\mu \ll 1$ and $\Gamma \leq 1$ we define the small parameter

$$\epsilon \equiv \frac{\Gamma \sqrt{2\mu}}{\pi}, \quad (2.64)$$

(where the constants are included to simplify the algebra), and recognize that we must also consider the magnitude of

$$\sigma \equiv \Gamma/\sqrt{\mu}. \quad (2.65)$$

If $\Gamma = O(1)$, then $\sigma \gg 1$. The numerical results (figure 5) suggest that Γ_{opt} decreases as Pe increases. Therefore, we should also allow for the possibility that $\Gamma \ll 1$, implying $\sigma = O(1)$ or even $\sigma \ll 1$. Close examination of (2.61)–(2.63) reveals that $\sigma \gg 1$ and $\sigma = O(1)$ conveniently give the same balance and result in the same scaling for boundary layer thickness. Therefore, one solution covers both limits. Additionally, the distinguished limit $\sigma = O(1)$ guarantees that the solution is uniformly valid in Γ . Here we focus on these

two limits. As demonstrated subsequently, the justification for excluding the scenario in which $\sigma \ll 1$ from our analysis is that Nu_{\max} for a fixed value of Γ in the limit of large Pe is obtained with $\sigma \gg 1$, and that Nu_{\max} for large Pe is achieved when $\sigma = O(1)$; see §§2.4.4–2.4.5.

Using definitions (2.64) and (2.65) in (2.61) and balancing the leading order terms gives

$$A'' + \left(1 - \frac{\pi}{\sigma\sqrt{2}}\right) B C' = 0, \quad (2.66)$$

upon identifying

$$\delta = \epsilon. \quad (2.67)$$

Note that based on our restriction on σ , the term in the parentheses is $O(1)$. The same procedure applied to (2.63) produces

$$B'' + \left(1 - \frac{\pi}{\sigma\sqrt{2}}\right) A C' = 0, \quad (2.68)$$

while equation (2.62) yields

$$\left(1 - \frac{\pi}{\sigma\sqrt{2}}\right) C'' + \frac{\bar{\xi}_o^2}{2} (AB' + BA') = 0. \quad (2.69)$$

Integrating equation (2.69) we see that

$$\left(1 - \frac{\pi}{\sigma\sqrt{2}}\right) C' = -\frac{\bar{\xi}_o^2}{2} (AB - 1), \quad (2.70)$$

where the constant of integration is determined by $C' \rightarrow 0$ and A and $B \rightarrow 1$ as $Z \rightarrow \infty$.

Substitution of (2.70) into (2.66) and (2.68) shows that A and B satisfy the same equation. Since they also satisfy the same boundary conditions, we conclude $A = B$. In fact, making the ansatz $A = B = \rho C$ renders (2.69) identical to (2.66) and (2.68) upon setting the constant $\rho = (1 - \pi/(\sigma\sqrt{2}))/\bar{\xi}_o$. Making this ansatz, again noting that C satisfies the same boundary conditions as do A and B (i.e., $A(+\infty) = B(+\infty) = C(+\infty) = 1$), we conclude that $A(Z) = B(Z) = C(Z)$ (i.e., $\rho = 1$). Therefore,

$$A'' + \bar{\xi}_o A A' = 0, \quad (2.71)$$

and

$$\bar{\xi}_o = 1 - \frac{\pi}{\sigma\sqrt{2}} \equiv 1 - \frac{\pi}{2\Gamma} \sqrt{2\mu} = \frac{\bar{\eta}_o}{2}. \quad (2.72)$$

Equation (2.71) can be integrated, giving

$$A' + \frac{\bar{\xi}_o}{2} A^2 = \frac{\bar{\xi}_o}{2}, \quad (2.73)$$

where again the constant of integration is determined from the boundary conditions $A' \rightarrow 0$ and $A \rightarrow 1$ as $Z \rightarrow \infty$. The exact solution is

$$A(Z) = \frac{1 - \exp(-\bar{\xi}_o Z)}{1 + \exp(-\bar{\xi}_o Z)} = \tanh \left[\frac{\bar{\xi}_o}{2} Z \right]. \quad (2.74)$$

2.4.3. The Complete Solution: Matching

Including the bottom boundary layer and matching the three regions (the bulk and the two boundary layers), the complete asymptotic approximation is

$$\psi(x, z) \sim \frac{1}{\sqrt{2\mu}} \left(1 - \frac{\pi}{2\Gamma} \sqrt{2\mu}\right) \cos\left(\frac{\pi}{\Gamma}x\right) H(z), \quad (2.75)$$

$$\xi(x, z) \sim \left(1 - \frac{\pi}{2\Gamma} \sqrt{2\mu}\right) \sin\left(\frac{\pi}{\Gamma}x\right) H(z), \quad (2.76)$$

$$\eta(x, z) \sim 2 \left(1 - \frac{\pi}{2\Gamma} \sqrt{2\mu}\right) z H(z), \quad (2.77)$$

where

$$\begin{aligned} H(z) &= A\left(\frac{0.5-z}{\delta}\right) A\left(\frac{0.5+z}{\delta}\right) \\ &= \tanh\left[\frac{\pi}{2}\left(1 - \frac{\pi}{2\Gamma} \sqrt{2\mu}\right) \frac{(0.5-z)}{\Gamma\sqrt{2\mu}}\right] \tanh\left[\frac{\pi}{2}\left(1 - \frac{\pi}{2\Gamma} \sqrt{2\mu}\right) \frac{(0.5+z)}{\Gamma\sqrt{2\mu}}\right] \end{aligned} \quad (2.78)$$

Therefore, to leading order assuming that $\Gamma\sqrt{\mu} \ll 1$ and $\Gamma/\sqrt{\mu}$ is finite or large,

$$u(x, z) \sim \frac{1}{\sqrt{2\mu}} \left(1 - \frac{\pi}{2\Gamma} \sqrt{2\mu}\right) \cos\left(\frac{\pi}{\Gamma}x\right) H'(z), \quad (2.79)$$

$$w(x, z) \sim \frac{1}{\sqrt{2\mu}} \left(\frac{\pi}{\Gamma}\right) \left(1 - \frac{\pi}{2\Gamma} \sqrt{2\mu}\right) \sin\left(\frac{\pi}{\Gamma}x\right) H(z), \quad (2.80)$$

$$\theta(x, z) \sim \frac{1}{2} \left(1 - \frac{\pi}{2\Gamma} \sqrt{2\mu}\right) \left(\sin\left(\frac{\pi}{\Gamma}x\right) + 2z\right) H(z). \quad (2.81)$$

Many features of these asymptotic solutions are compared with the numerical results in Hassanzadeh (2012, figures 2.8–2.9) revealing excellent agreement for $Pe \geq O(1)$, uniformly for a wide range of Γ .

We note here that the maximum principle requires $|\theta| \leq 1$. Consequently, in (2.81), the first term in the parentheses, i.e., $\bar{\xi}_o = \bar{\eta}_o/2 = 1 - \frac{\pi}{2\Gamma} \sqrt{2\mu}$, has to be smaller than 1. This analysis justifies discarding the other solution for $\bar{\eta}_o$ in §2.4.1.

Asymptotic approximations for Pe and Nu_{\max} can be calculated analytically from (2.79)–(2.81):

$$Pe \equiv \sqrt{\langle u^2 + w^2 \rangle} = \frac{1}{2\sqrt{\mu}} \left(1 - \frac{\pi}{2\Gamma} \sqrt{2\mu}\right) \sqrt{\int_{-0.5}^{0.5} \{(H')^2 + (\pi/\Gamma)^2 H^2\} dz}, \quad (2.82)$$

$$Nu_{\max} \equiv 1 + \langle w\theta \rangle = 1 + \frac{1}{4\sqrt{2\mu}} \left(\frac{\pi}{\Gamma}\right) \left(1 - \frac{\pi}{2\Gamma} \sqrt{2\mu}\right)^2 \int_{-0.5}^{0.5} H^2 dz. \quad (2.83)$$

Because $H(z)$ depends on μ and Γ , it is difficult to find an explicit expression for $Nu_{\max}(Pe, \Gamma)$. However, (2.82) and (2.83) can be easily evaluated numerically for a given pair of (μ, Γ) . Figure 7 compares the values of $Nu_{\max}(Pe, \Gamma)$ from the numerical solutions with the values given by (2.82) and (2.83) for $\Gamma = 0.2$ and 1. The numerical and analytical results agree well, even for relatively small values of Pe , suggesting that the higher-order terms may be transcendentally small in ϵ .[†]

[†] The numerically inspired ansatz $\psi = a(z) \cos(\pi x/\Gamma)$, $\xi = b(z) \sin(\pi x/\Gamma)$, and $\eta = c(z)$ separate equations (2.44)–(2.46) into ODEs for $a(z)$, $b(z)$, and $c(z)$ without approximation. The exact solutions of those ODEs involve elliptic functions which are well known to be exponentially accurately approximated by products of tanh functions.

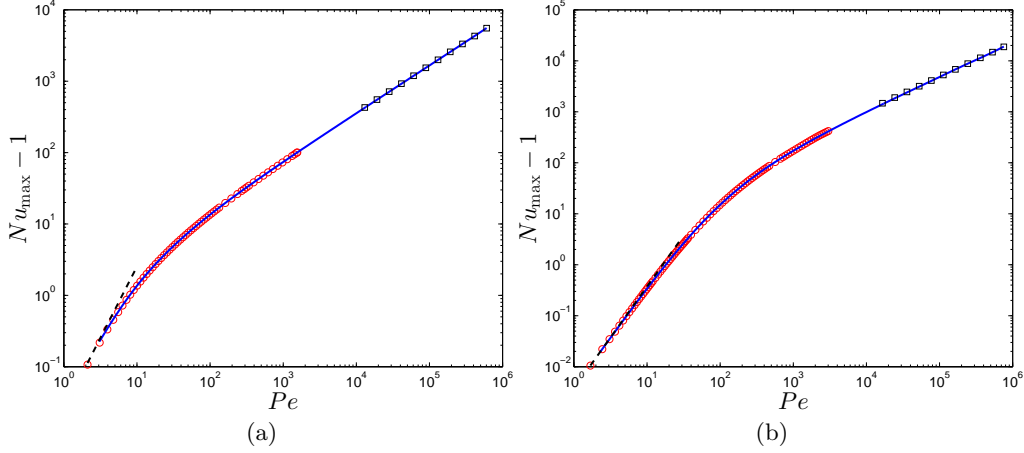


FIGURE 7. Nu_{\max} from the numerical solutions (red circles), the small- Pe analytical solution (2.31) (black dashed lines), and the large- Pe asymptotic solution (2.82)–(2.83) (blue solid lines) for two cases: (a) $\Gamma = 1$ and (b) $\Gamma = 0.2$. The black squares show (2.88).

2.4.4. $Nu_{\max}(Pe, \Gamma)$: $\epsilon \ll 1$ and $\sigma \gg 1$ Limit

In the limit of relatively small $\epsilon \equiv \Gamma\sqrt{2\mu}/\pi$, the integrals in (2.82) and (2.83) are approximately

$$\int_{-0.5}^{0.5} H^2 dz \approx 1 - \left[\frac{4\epsilon}{1 - \frac{\pi}{\sigma\sqrt{2}}} \right], \quad (2.84)$$

$$\int_{-0.5}^{0.5} (H')^2 dz \approx \frac{2}{3} \left[\frac{1 - \frac{\pi}{\sigma\sqrt{2}}}{\epsilon} \right], \quad (2.85)$$

as has been confirmed numerically (again, recall that $\sigma \equiv \Gamma/\sqrt{\mu}$ is not small compared to 1). Consider (2.82) and (2.83) in the limit of vanishing μ and fixed Γ , i.e., $\epsilon \ll 1$ and $\sigma \gg 1$. In this limit, (2.84) and (2.85) further simplify to 1 and $2/(3\epsilon)$, respectively. Then (2.82) and (2.83) yield

$$Pe = \frac{1}{\sqrt{2}\epsilon} \sqrt{\frac{\sqrt{2}}{3\pi}} \sigma, \quad (2.86)$$

$$Nu_{\max} = 1 + \frac{1}{4\epsilon}. \quad (2.87)$$

Solving (2.86) for μ and substituting into (2.87) yields $Nu_{\max}(Pe, \Gamma)$ as

$$Nu_{\max} = 1 + \frac{1}{4} \left[\frac{3\pi^2}{\Gamma^2} \right]^{1/3} Pe^{2/3}. \quad (2.88)$$

The accuracy of this approximation is demonstrated in figure 7 for $\Gamma = 0.2$ and 1.

Equation (2.88) gives Nu_{\max} as a function of Pe for a fixed value of Γ , which is not the same as Nu_{\max} , i.e., the maximum achievable Nu_{\max} at that Pe . Determining $Nu_{\max}(Pe)$ requires letting Γ shrink as Pe increases, as analyzed next.

2.4.5. $Nu_{\max}(Pe)$: $\epsilon \ll 1$ and $\sigma = O(1)$ Limit

Here we examine the limit $\sqrt{\mu} \ll 1$ and $\Gamma \ll 1$ when their ratio is finite. Physically this means that we allow the cells to narrow as Pe increases. It is in this distinguished

limit that Nu_{MAX} for a given Pe , i.e., the optimal transport for a given amount of energy, is achieved.

In this limit, (2.84) again reduces to 1, but (2.85) cannot be further simplified. Using these approximations for the integrals in (2.82)–(2.83) implies

$$Pe = \frac{1}{\sqrt{2}\epsilon} \left(1 - \frac{\pi}{\sigma\sqrt{2}} \right) \sqrt{\frac{2}{3} + \frac{\sqrt{2}}{3\pi}\sigma}, \quad (2.89)$$

$$Nu_{\text{max}} - 1 = \frac{1}{4\epsilon} \left(1 - \frac{\pi}{\sigma\sqrt{2}} \right)^2. \quad (2.90)$$

Dividing (2.90) by (2.89) to eliminate ϵ yields

$$\frac{Nu_{\text{max}} - 1}{Pe} = \frac{1}{2\sqrt{2}} \frac{\left(1 - \frac{\pi}{\sigma\sqrt{2}} \right)}{\sqrt{\frac{2}{3} + \frac{\sqrt{2}}{3\pi}\sigma}}, \quad (2.91)$$

which is maximized at

$$\sigma_{\text{opt}} \equiv \frac{\Gamma_{\text{opt}}}{\sqrt{\mu}} = 2\sqrt{2}\pi \approx 8.885766. \quad (2.92)$$

This calculation thus gives the optimal aspect ratio Γ_{opt} that maximizes Nu_{max} at a given μ . Using $\sigma = \sigma_{\text{opt}}$ in (2.91) gives $Nu_{\text{MAX}}(Pe)$:

$$Nu_{\text{MAX}} = 1 + 0.1875 Pe. \quad (2.93)$$

Figure 5 shows that (2.93) gives the maximum possible transport with remarkable accuracy. Finally, combining (2.89) and (2.92) determines $\Gamma_{\text{opt}}(Pe)$, the optimal cell aspect ratio at a given Pe :

$$\Gamma_{\text{opt}} = 3.8476 Pe^{-1/2}. \quad (2.94)$$

Thinner cells produce the maximum transport as the Péclet number increases.

2.5. Example: Application to Porous Media Convection

We now show that convection in porous media is an example of transport with fixed energy, find Nu_{max} and Nu_{MAX} as functions of the Rayleigh number Ra , and compare them with the results of previous analytical and numerical investigations.

Rayleigh–Bénard convection in a fluid-saturated porous layer heated from below and cooled from above is often modeled by

$$\nabla \cdot \mathbf{v} = 0, \quad (2.95)$$

$$\frac{1}{Pr} (\dot{\mathbf{v}} + \mathbf{v} \cdot \nabla \mathbf{v}) + \mathbf{v} = -\nabla p + Ra T \hat{\mathbf{z}}, \quad (2.96)$$

$$\dot{T} + \mathbf{v} \cdot \nabla T = \Delta T, \quad (2.97)$$

with the same boundary conditions as have been used in the preceding sections: $T|_{z=0} = 1$, $T|_{z=1} = 0$, and $\hat{\mathbf{z}} \cdot \mathbf{v}|_{z=0} = \hat{\mathbf{z}} \cdot \mathbf{v}|_{z=1} = 0$. In this system Pr is the Prandtl–Darcy number and Ra is the Rayleigh number. The linear velocity damping term in (2.96) arises from Darcy’s law (see Doering & Constantin (1998) and references therein for details).

Taking the inner product of (2.96) with \mathbf{v} and averaging over long times and over the spatial domain with impermeable walls gives

$$\langle |\mathbf{v}|^2 \rangle = Ra \langle wT \rangle. \quad (2.98)$$

	$Nu(Ra)$	$\Gamma(Ra)$	$Nu(Ra, \Gamma_{\text{fixed}})$
<u>Boundary layer stability argument</u>			
Malkus (1954); Howard (1964); and Horne & O’Sullivan (1978)	$\sim C Ra$		
<u>Background method (upper bounds)</u>			
Doering & Constantin (1998)	$\leq 0.035 Ra$		
Otero <i>et al.</i> (2004)	$\leq 0.029 Ra$		
Wen <i>et al.</i> (2012)	$\lesssim 0.017 Ra$		
<u>Unsteady simulations (DNS)</u>			
Otero <i>et al.</i> (2004): $Ra \leq 10^4$	$\sim C Ra^{0.9}$		
Hewitt <i>et al.</i> (2012): $Ra \leq 4 \times 10^4$	$\sim 0.007 Ra$	$\sim C Ra^{-0.4}$	
<u>Steady unicellular analysis</u>			
Fowler (1997)			$\sim C(\Gamma) Ra^{1/3}$
Corson (2011)	$\sim C Ra^{2/3}$	$\sim C Ra^{-1/2}$	$\sim C(\Gamma) Ra^{1/3}$
<u>Current work</u>			
Numerical and asymptotic analyses	$\leq 1 + 0.035 Ra$	$\sim 8.89 Ra^{-1/2}$	$\leq 1 + \frac{0.68}{F} Ra^{1/2}$

TABLE 1. Comparison of the results of the current work with the scalings for porous media convection obtained using various other methods.

The transient term vanishes owing to the long-time averaging, and the nonlinear and pressure terms vanish because of the spatial integration. Then using the definition of Pe for fixed energy problems (1.13) and with Nu given by (1.15) from §1.1 we identify

$$Pe^2 = Ra(Nu - 1). \quad (2.99)$$

The Nusselt number Nu , when calculated by long-time averaging, is solely a function of Ra and the domain aspect-ratio Γ . Consequently, in both steady and statistically-steady flows, equation (2.99) shows that the time-averaged Péclet number is fixed for given values of Γ and Ra (note that Ra depends on the fluid properties and the imposed temperature difference between the walls, not on the flow). Therefore, steady convection in porous media occurs with fixed energy.

Employing (2.99), Pe can be replaced with Ra in (2.88) and (2.93)–(2.94) so that

$$Nu_{\max}(Ra, \Gamma) = 1 + \frac{\sqrt{3}\pi}{8\Gamma} Ra^{1/2}, \quad (2.100)$$

$$Nu_{\text{MAX}}(Ra) = 1 + 0.0352 Ra, \quad (2.101)$$

$$\Gamma_{\text{opt}} = 8.89 Ra^{-1/2}. \quad (2.102)$$

Interestingly, $\Gamma \sim Ra^{-1/2}$ is the scaling of the shortest-wavelength unstable mode about the conduction solution in porous media convection.

Table 1 compares the optimal (steady) transport derived here with pertinent results obtained using other methods. The classical argument of Malkus (1954) and Howard (1964), which is based on the marginal stability of the boundary layer, gives $Nu \sim Ra$ for convection in porous media (Horne & O’Sullivan 1978). The background method also implies an upper bound on Nu that scales linearly with Ra . The prefactors in the upper bound have been improved over the years (Doering & Constantin 1998; Otero *et al.* 2004; Wen *et al.* 2012).

Note that in the current work (2.95) and the steady version of (2.97) were solved for one cell, but the momentum equation (2.96) was *not* imposed. Using numerical continuation in a single convection cell, Corson (2011) recently determined that $Nu \sim Ra^{2/3}$ and $\Gamma \sim Ra^{-1/2}$ for the steady version of (2.95)–(2.97) in the limit of infinite Prandtl–Darcy number. Furthermore, Corson (2011) showed that for steady convection Nu scales as $Ra^{1/3}$ when the cell size Γ is fixed. Comparing these scalings with those obtained in the current work shows that steady convection in porous media does not transport as much heat as is possible by a steady flow with the same energy.

On the other hand the latest direct numerical simulations (DNS) of infinite Prandtl–Darcy number Rayleigh–Bénard convection in a porous layer, for Ra as high as 4×10^4 , show that $Nu \sim Ra$ for “turbulent” flows and that the emergent cells that form in the bulk have an aspect ratio that scales approximately as $Ra^{-0.4}$ (Hewitt *et al.* 2012). Comparing the steady (Corson 2011) and unsteady (Hewitt *et al.* 2012) solutions of (2.95)–(2.97), it is evident that unsteadiness enhances the transport. The maximum possible steady transport scales linearly with Ra which, perhaps curiously, coincides with the unsteady results. However, the unsteady transport is around 5 times smaller than the maximum possible steady transport at a given Ra , and the convection cells of the unsteady flow are wider than the optimal cells with aspect ratio Γ_{opt} (see Table 1).

3. Optimal Transport with Fixed Enstrophy

In the second version of the optimal transport problem we investigate steady flows with fixed enstrophy. Then equations (1.8)–(1.11) and (1.14) become

$$\mathbf{v} \cdot \nabla \theta = \Delta \theta + w, \quad (3.1)$$

$$\nabla \cdot \mathbf{v} = 0, \quad (3.2)$$

$$Pe^2 = \langle |\nabla \mathbf{v}|^2 \rangle, \quad (3.3)$$

$$\theta(x, 0) = \theta(x, 1) = 0, \quad (3.4)$$

$$w(x, 0) = w(x, 1) = 0. \quad (3.5)$$

Exactly as for the fixed-energy problem, simple analysis gives a relatively crude upper bound on Nu . Starting from (1.15),

$$\begin{aligned} Nu &= 1 + \langle wT \rangle = 1 + \langle w(T - 1/2) \rangle \leq 1 + \langle |w|^2 \rangle^{1/2} \langle |T - 1/2|^2 \rangle^{1/2} \\ &\leq 1 + \frac{\langle |\mathbf{v}|^2 \rangle^{1/2}}{2} \leq 1 + \frac{\langle |\nabla \mathbf{v}|^2 \rangle^{1/2}}{2\pi} = 1 + \frac{Pe}{2\pi}, \end{aligned} \quad (3.6)$$

where as before, incompressibility and the Cauchy–Schwarz inequality were used in the first line and the maximum principle for the temperature was invoked to deduce the first expression in the second line. Poincaré’s inequality was then applied to derive the second term on the second line and (3.3) used to obtain the final result. This upper bound is, as will be seen, much too high for this problem.

3.1. Variational Formulation for Steady Flows

The variational formulation of the fixed-enstrophy problem involves maximizing Nu with constraints (3.1)–(3.3) and boundary conditions (3.4)–(3.5). The relevant functional is

$$\mathcal{F} = \left\langle w\theta - \phi(x, z) (\mathbf{v} \cdot \nabla \theta - \Delta \theta - w) + p(x, z) (\nabla \cdot \mathbf{v}) + \frac{\mu}{2} (|\nabla \mathbf{v}|^2 - Pe^2) \right\rangle, \quad (3.7)$$

where again, $\phi(x, z)$, $p(x, z)$, and μ are Lagrange multipliers. The Euler–Lagrange equations are

$$0 = \frac{\delta \mathcal{F}}{\delta \mathbf{v}} = (\theta + \phi) \hat{\mathbf{z}} + \theta \nabla \phi - \nabla p + \mu \Delta \mathbf{v}, \quad (3.8)$$

$$0 = \frac{\delta \mathcal{F}}{\delta \theta} = \mathbf{v} \cdot \nabla \phi + \Delta \phi + w, \quad (3.9)$$

$$0 = \frac{\delta \mathcal{F}}{\delta \phi} = -\mathbf{v} \cdot \nabla \theta + \Delta \theta + w, \quad (3.10)$$

$$0 = \frac{\delta \mathcal{F}}{\delta p} = \nabla \cdot \mathbf{v}, \quad (3.11)$$

$$0 = \frac{\partial \mathcal{F}}{\partial \mu} = \frac{1}{2} (\langle |\nabla \mathbf{v}|^2 \rangle - Pe^2), \quad (3.12)$$

where ϕ vanishes at $z = 0$ and $z = 1$. To eliminate the surface term coming from $\nabla \cdot (\mathbf{v} \nabla \mathbf{v})$ we can use *either* the free-slip ($\partial u / \partial z = 0$) or no-slip ($u = 0$) boundary conditions at $z = 0$ and $z = 1$. Therefore, the full set of boundary conditions is

$$w(x, 0) = w(x, 1) = 0, \quad (3.13)$$

$$\theta(x, 0) = \theta(x, 1) = 0, \quad (3.14)$$

$$\phi(x, 0) = \phi(x, 1) = 0, \quad (3.15)$$

together with either

$$u(x, 0) = u(x, 1) = 0 \quad (\text{no-slip}) \quad (3.16)$$

or

$$\left. \frac{\partial u}{\partial z} \right|_{z=0} = \left. \frac{\partial u}{\partial z} \right|_{z=1} = 0 \quad (\text{free-slip}). \quad (3.17)$$

In the following, we restrict attention to the free-slip boundary condition (3.17), leaving the no-slip problem for future work.

3.2. The Limit of Small Pe : Asymptotic Solution

In the limit of small Pe when $|\mathbf{v}| \ll 1$ we can linearize the Euler–Lagrange equations:

$$-\mu \Delta \mathbf{v} + \nabla p = (\theta + \phi) \hat{\mathbf{z}}, \quad (3.18)$$

$$\Delta \phi + w = 0, \quad (3.19)$$

$$\Delta \theta + w = 0, \quad (3.20)$$

$$\nabla \cdot \mathbf{v} = 0. \quad (3.21)$$

Subtracting (3.20) from (3.19) and using (3.14)–(3.15) establishes that $\theta = \phi$ in the small- Pe regime. Then eliminating p from (3.18) results in

$$-\mu \Delta \Delta w = \theta_{xx} + \phi_{xx} = 2 \theta_{xx}, \quad (3.22)$$

which along with equations (3.20)–(3.21) and boundary conditions (3.13)–(3.14) and (3.17) can be solved analytically to find (\mathbf{v}, θ) in this small- Pe limit. Following the same procedure and notation as used in §2.2 (see Appendix B), we obtain

$$Nu = 1 + \frac{k^2}{(m^2 \pi^2 + k^2)^3} Pe^2, \quad (3.23)$$

which, for given values of Pe and $\Gamma = \pi/k$, is maximized at $m = 1$. As a result, using the notation defined in §1.2,

$$Nu_{\max}(Pe, \Gamma) = 1 + \frac{\Gamma^4}{\pi^4(\Gamma^2 + 1)^3} Pe^2. \quad (3.24)$$

The largest value of $Nu_{\max}(Pe, \Gamma)$ is achieved at $\Gamma_{\text{opt}} = \sqrt{2}$:

$$Nu_{\text{MAX}}(Pe) = 1 + \frac{Pe^2}{(27\pi^4/4)}. \quad (3.25)$$

Maximum transport in the limit of small Pe is achieved by an array of cells with aspect ratio $\Gamma_{\text{opt}} = \sqrt{2}$ (see Hassanzadeh 2012, figure 3.1). This flow resembles Rayleigh–Bénard convection in a pure fluid layer (with free-slip boundary conditions) at the onset of linear instability (Drazin & Reid 2004). The factor $27\pi^4/4$ in (3.25) is, in fact, precisely the critical Ra of the instability.

3.3. Small to Large Pe : Numerical Solution

Following the same steps as in the fixed-energy case, and using $\omega = \Delta\psi$, (3.8)–(3.11) simplify to

$$J(\theta, \phi) - \mu \Delta\omega + (\theta + \phi)_x = 0, \quad (3.26)$$

$$\Delta\psi - \omega = 0, \quad (3.27)$$

$$-J(\psi, \theta) - \Delta\theta + \psi_x = 0, \quad (3.28)$$

$$-J(\psi, \phi) + \Delta\phi - \psi_x = 0, \quad (3.29)$$

and boundary conditions (3.13)–(3.15) and (3.17) become

$$\psi(x, 0) = \psi(x, 1) = 0, \quad (3.30)$$

$$\omega(x, 0) = \omega(x, 1) = 0, \quad (3.31)$$

$$\theta(x, 0) = \theta(x, 1) = 0, \quad (3.32)$$

$$\phi(x, 0) = \phi(x, 1) = 0, \quad (3.33)$$

where ω has been introduced to avoid the occurrence of fourth order derivatives and to simplify the implementation of boundary conditions.

Using the same continuation algorithm as given in §2.3.1, and following the steps described in §2.3.2 and Appendix A, equations (3.26)–(3.29) become

$$\begin{aligned} \begin{bmatrix} \mu\Delta & -I & O & O \\ O & \mu\Delta & -(I + \phi_z^N)D_x + \phi_x^N D_z & -(I - \theta_z^N)D_x - \theta_x^N D_z \\ -(I - \theta_z^N)D_x - \theta_x^N D_z & O & \Delta - \psi_z^N D_x + \psi_x^N D_z & O \\ -(I + \phi_z^N)D_x + \phi_x^N D_z & O & O & \Delta + \psi_z^N D_x - \psi_x^N D_z \end{bmatrix} \begin{bmatrix} \delta\psi \\ \delta\omega \\ \delta\theta \\ \delta\phi \end{bmatrix} \\ = \begin{bmatrix} -\Delta\psi^N + \omega^N \\ -\mu\Delta\omega^N + (I + \phi_z^N)\theta_x^N + (I - \theta_z^N)\phi_x^N \\ -\Delta\theta^N + (I - \theta_z^N)\psi_x^N + \psi_z^N\theta_x^N \\ -\Delta\phi^N + (I + \phi_z^N)\psi_x^N - \psi_z^N\phi_x^N \end{bmatrix} \quad (3.34) \end{aligned}$$

The details of the matrix algebra and boundary condition implementation are the same as before (see §2.3.2). The results presented here were obtained using $M = 61$ or 81 . As before, the iterative solution always converged in less than 6 iterations.

3.3.1. Numerical Results

Figure 8 shows ψ and θ for the case with $\Gamma = \sqrt{2}/\pi^3$ for low to high values of Pe . Nu_{\max} increases with Pe , and the flow structure changes. The enhancement of the heat transport is associated with the development of the boundary layers: the boundary layers thin as Pe increases and result in larger Nu_{\max} . However, in contrast to the fixed-energy problem we observe that a circulation zone emerges between the boundary layers and the bulk at large values of Pe .

The circulation zone complicates the flow structure even for ξ and η . Figure 9 shows $(\psi, \theta, \phi, \xi, \eta)$ for $\Gamma = \sqrt{2}/\pi^2$ in the limit of large Pe . (The small scale wiggles in the level sets are due in part to insufficient plotting resolution.) The optimal flow field for the fixed enstrophy problem is thus more complicated than the optimal flow field for the fixed energy problem, mainly due to the presence of the circulation zone. Nevertheless, the bulk flows in the two problems are similar: ψ and ξ are nearly independent of z and have a single mode dependence on x . η appears to be linear in z as before and nearly x -independent. Appendix C presents the interior solution for this problem:

$$\bar{\xi} = \pm \bar{\xi}_o \sin(\pi x/\Gamma), \quad (3.35)$$

$$\bar{\eta}_o = 2 - \left(\frac{\pi}{\Gamma}\right)^2 \sqrt{2\mu}, \quad (3.36)$$

$$\bar{\psi} = \frac{\pm \bar{\xi}_o}{(\pi/\Gamma)\sqrt{2\mu}} \cos(\pi x/\Gamma), \quad (3.37)$$

which agrees with the numerical results. This solution is determined up to an unknown constant $\bar{\xi}_o$ that should be determinable from the boundary layer solution, but owing to the complexity of this flow we have not yet succeeded in solving the boundary layer equations to complete the required matched asymptotic analysis.

In the absence of an analytical solution we use the numerical results to find $Nu_{\max}(Pe, \Gamma)$ and $Nu_{\text{MAX}}(Pe)$. Figure 10 is a plot of the numerically calculated $Nu_{\max}(Pe, \Gamma)$ for several values of Γ . Several conclusions drawn from the results presented in figure 5 also hold for the fixed-enstrophy problem: Nu_{\max} agrees with (3.24) in the limit of small Pe (benchmarking the code), and the absolute upper bound (3.6) quantitatively overestimates transport albeit in the Péclet number scaling in this case. For fixed Γ and large Pe , we observe that

$$Nu_{\max}(Pe, \Gamma) = 1 + K(\Gamma) Pe^{1/2}, \quad (3.38)$$

where $K(\Gamma)$ is a prefactor that can be determined from the numerical results. A fit to the envelope made by the largest values of Nu_{\max} gives

$$Nu_{\text{MAX}}(Pe) = 1 + 0.2175 Pe^{0.58}. \quad (3.39)$$

The rigorous bound for two-dimensional Rayleigh–Bénard convection (a fixed-enstrophy problem – see §3.4) with free-slip boundaries is $Nu \lesssim Ra^{5/12}$ (Whitehead & Doering 2011), which interpreted in term of Pe using (3.44) gives $Nu \lesssim Pe^{10/17}$. Therefore, we conjecture that the measured exponent 0.58 in (3.39) is really $0.5882 \dots = 10/17$. Note that this scaling is only valid for moderate and large values of Pe .

More data points in Γ , especially for smaller Γ , are needed to determine $\Gamma_{\text{opt}}(Pe)$ accurately from the numerical results. Using just three points in the wide range of $Pe = 1701 - 4.1 \times 10^4$, though, we obtain estimates -0.361 and -0.358 for the exponent of Pe in the scaling of $\Gamma_{\text{opt}}(Pe)$.

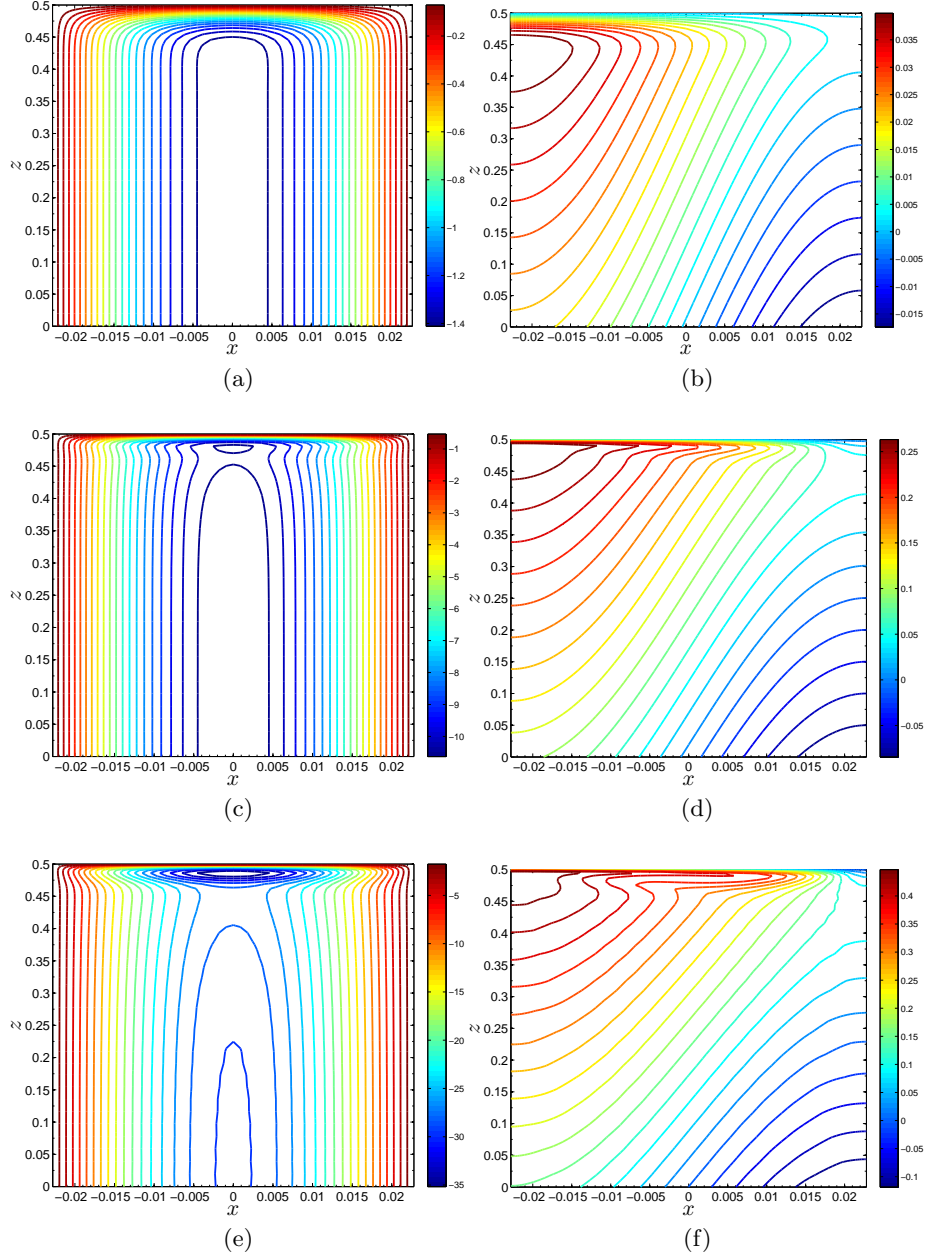


FIGURE 8. Evolution of the flow field with Pe for the case with $\Gamma = \sqrt{2}/\pi^3$. Panels on the left show ψ and panels on the right show θ (only the upper half of the domain is shown for better illustration of the circulation zone). (a) and (b) $Pe = 4889.1$, $Nu_{\max} = 1.98$; (c) and (d) $Pe = 3.97 \times 10^4$, $Nu_{\max} = 40.1$; (e) and (f) $Pe = 1.43 \times 10^5$, $Nu_{\max} = 175.6$. The resolution is 81^2 .

3.4. Example: Application to Rayleigh–Bénard Convection

Classical Rayleigh–Bénard convection in a layer of pure fluid heated from below and cooled from above is, at least in the steady case, an example of transport with fixed

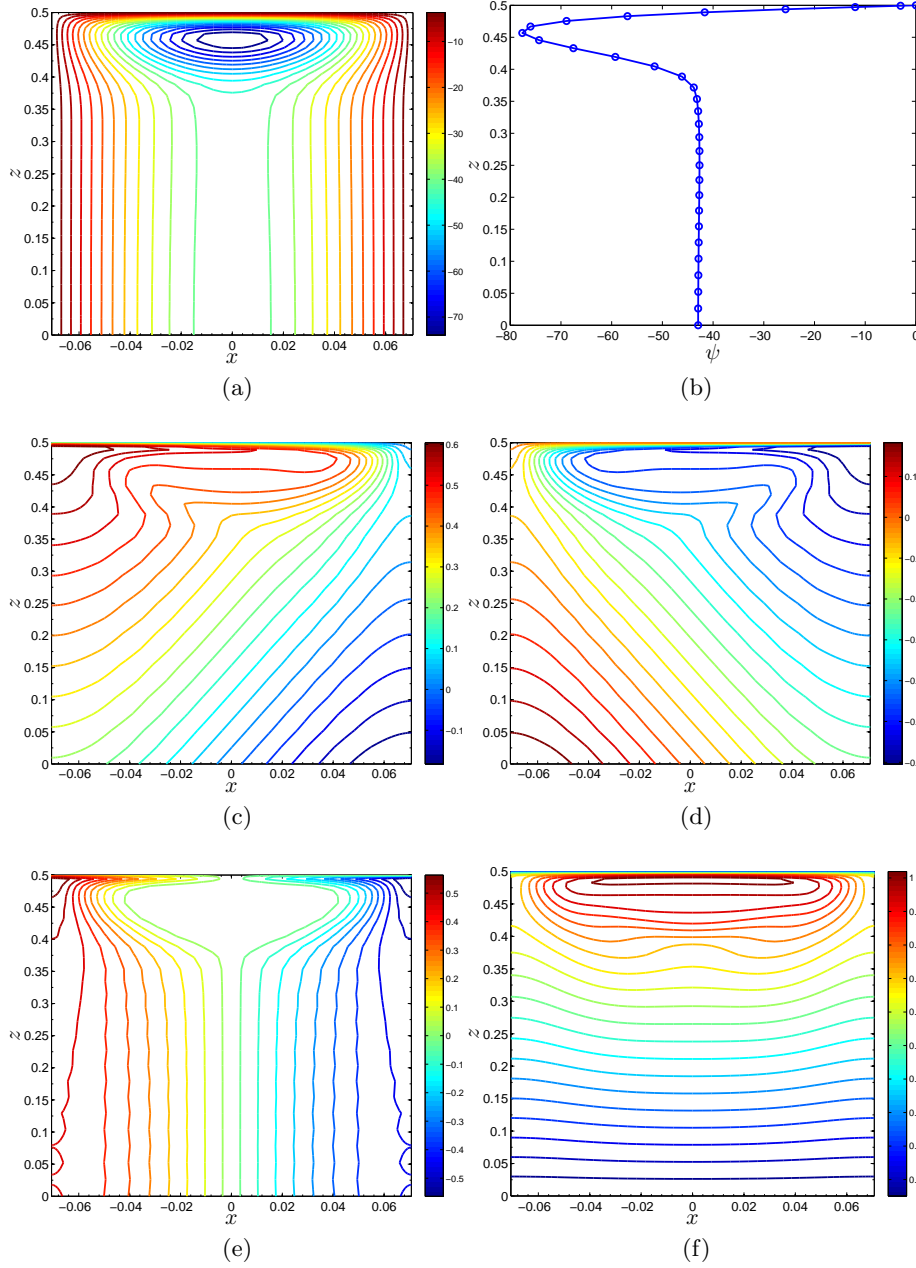


FIGURE 9. Flow field for $\Gamma = \sqrt{2}/\pi^2$, $\mu = 4.83 \times 10^{-8}$, $Pe = 3.57 \times 10^4$, and $Nu_{\max} = 103.3.7$. Only the upper half of the domain is shown for better illustration of the circulation zone. (a) ψ , (b) ψ along $x = 0$, (c) θ , (d) ϕ , (e) $\xi \equiv \theta + \phi$, and (f) $\eta \equiv \theta - \phi$. The resolution is 61^2 .

enstrophy. Rayleigh (1916) modeled this problem with the Boussinesq equations

$$\nabla \cdot \mathbf{v} = 0, \quad (3.40)$$

$$\frac{1}{Pr} (\dot{\mathbf{v}} + \mathbf{v} \cdot \nabla \mathbf{v}) = -\nabla p + \Delta \mathbf{v} + Ra T \hat{\mathbf{z}}, \quad (3.41)$$

$$\dot{T} + \mathbf{v} \cdot \nabla T = \Delta T, \quad (3.42)$$

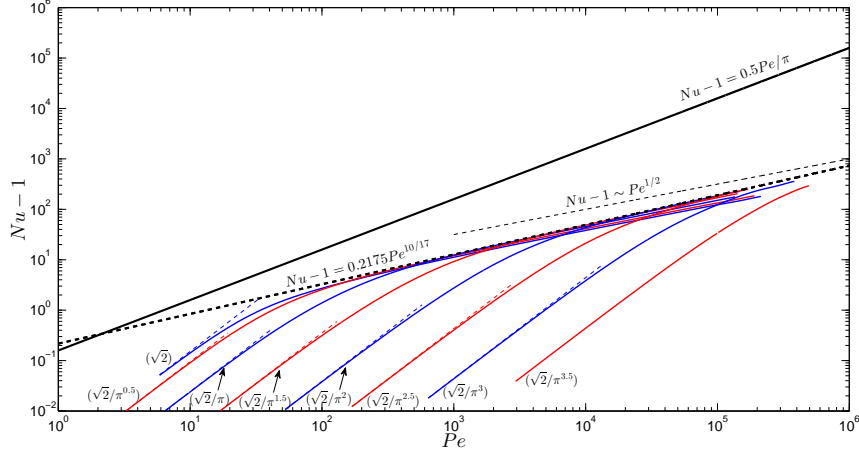


FIGURE 10. The numerically obtained Nu_{\max} as a function of Pe for various values of Γ (blue and red lines). The labels show (Γ) . For each case, the short dashed line of the same color, visible for most cases, shows the analytical Nu_{\max} (3.24) in the small- Pe limit. The thick black solid line shows the absolute upper bound (3.6), and the thick black dashed line shows a fit to the envelope (i.e., Nu_{\max} ; see equation (3.39)). The thin black dashed line indicates the $Pe^{1/2}$ slope. All numerical results were obtained by continuing the linear solutions with $m = 1$, and all results shown here have resolution $M = 61$. Using a higher resolution $M = 81$ results in negligible changes to the plot.

where Pr is the Prandtl number. Taking the inner product of (3.41) with \mathbf{v} and integrating over long time and over a domain with impermeable walls yields

$$0 = -\langle |\nabla \mathbf{v}|^2 \rangle + Ra \langle wT \rangle. \quad (3.43)$$

Using the definition (1.14) of Pe for fixed enstrophy problems and the definition (1.15) of Nu from §1.1,

$$Pe^2 = Ra(Nu - 1). \quad (3.44)$$

The Nusselt number Nu is a function of Ra and aspect-ratio Γ and as a result Pe is fixed for given values of these parameters. (As before the control parameter Ra depends on the fluid properties and the imposed temperature difference between the walls, but not on the flow.) Hence, steady Rayleigh–Bénard convection in a pure fluid layer occurs with fixed enstrophy.

Employing (3.44) to replace Pe with Ra in (3.38) and (3.39), the bounds are

$$Nu_{\max}(Ra, \Gamma) = 1 + (K(\Gamma))^{4/3} Ra^{1/3}, \quad (3.45)$$

$$Nu_{\max}(Ra) = 1 + 0.1152 Ra^{5/12}. \quad (3.46)$$

Furthermore, using the rather crude estimates for the exponent of Pe in $\Gamma_{\text{opt}}(Pe)$ gives

$$\Gamma_{\text{opt}}(Ra) \sim Ra^{-0.2546}. \quad (3.47)$$

Interestingly, $\Gamma \sim k^{-1} \sim Ra^{-0.25}$ is the scaling of the shortest-wavelength unstable mode for Rayleigh–Bénard convection in pure fluids with free-slip boundaries.

Table 2 compares the bounds discovered here with the results of other analyses of Rayleigh–Bénard convection. The classical marginally stable boundary layer argument of Malkus (1954) and Howard (1964) predicts $Nu \sim Ra^{1/3}$ uniformly in the Prandtl

	$Nu(Ra, Pr)$	$Nu(Ra, \Gamma_{\text{fixed}})$
<u>Classical theories</u>		
Malkus (1954); Howard (1964)	$\sim C Ra^{1/3}$	
Spiegel (1962); Kraichnan (1962)	$\sim C (Pr Ra)^{1/2}$	
<u>Background method (upper bounds)</u>		
Ierley <i>et al.</i> (2006): numerical, infinite Pr	$\leq C Ra^{5/12}$	
Otero (2002): 2D numerical, finite Pr	$\leq 0.142 Ra^{5/12}$	
Whitehead & Doering (2011): analytical, 2D finite Pr and 3D infinite Pr	$\leq 0.289 Ra^{5/12}$	
<u>Steady unicellular analysis</u>		
Chini & Cox (2009): asymptotic, finite Pr		$\sim C(\Gamma) Ra^{1/3}$
<u>Current work</u>		
Numerical	$\leq 1 + 0.115 Ra^{5/12}$	$\leq 1 + (K(\Gamma))^{4/3} Ra^{1/3}$

TABLE 2. Comparison of the results of the current work with the scalings for Rayleigh–Bénard convection in pure fluids with free-slip boundary conditions obtained using various other methods.

number. On the other hand, the argument by Spiegel (1962) based on the assumption that transport is limited by the ballistic motions across the bulk (see also Kraichnan (1962)) suggests that $Nu \sim (Pr Ra)^{1/2}$. While both of these arguments are independent of the spatial dimension and velocity boundary conditions, Whitehead & Doering (2011, 2012) recently used the background method to prove that $Nu \lesssim Ra^{5/12}$ uniformly in Pr for free-slip boundaries for steady or unsteady two-dimensional Rayleigh–Bénard convection (see also Otero (2002)) and for three-dimensional Rayleigh–Bénard convection between free-slip boundaries at infinite Pr (see also Ierley *et al.* (2006)).

As for the fixed-energy problem, $Nu_{\text{MAX}}(Ra)$ obtained using the approach adopted in this paper has the same scaling in Ra as the upper bounds obtained using the background method. For fixed Γ , Chini & Cox (2009) analyzed steady unicellular Rayleigh–Bénard convection and found that $Nu \sim Ra^{1/3}$ in agreement with the scaling of $Nu_{\text{max}}(Ra, \Gamma)$ with Ra observed here. This agreement suggests that steady Rayleigh–Bénard convection in pure fluids in a cell of fixed aspect ratio (and with free-slip boundaries) transports as much, e.g., heat as any steady flow with a given amount of enstrophy, modulo prefactor.

4. Summary and Conclusions

In this work we have articulated some fundamental questions in fluid dynamics: How much heat can be transported between impermeable fixed-temperature walls by incompressible flows with a given amount of kinetic energy or enstrophy? What do the optimal velocity fields look like? We employed the calculus of variations to find flows that maximize the heat transport between the walls, answering these questions for steady 2D flows with, in the fixed-enstrophy case, free-slip walls. For small energy or enstrophy, the resulting nonlinear Euler–Lagrange equations were linearized and solved analytically, revealing that the optimal flows are arrays of convection cells. For larger energy or enstrophy budgets we solved the Euler–Lagrange equations using numerical continuation in a cell of a given aspect ratio Γ . For the problem with fixed kinetic energy we were able to exploit the symmetries in the optimal flow to analytically solve the fully nonlinear equations us-

ing matched asymptotic analysis. The analytical and numerical results agree remarkably well. Our results are presented in terms of the Nusselt number Nu and Péclet number Pe . In the fixed energy problem, we found that $Nu_{\text{MAX}} \sim Pe$ and $\Gamma_{\text{opt}} \sim Pe^{-1/2}$. When the enstrophy is fixed, $Nu_{\text{MAX}} \sim Pe^{10/17}$ and $\Gamma_{\text{opt}} \sim Pe^{-0.36}$.

In principle, the optimal velocity fields could be produced by a suitable combination of body forces. These flows might or might not be linearly or nonlinearly stable. For each of the two main flow-intensity constraints, there are buoyancy-driven flows that satisfy the constraint. We have interpreted our results in terms of Rayleigh number Ra to see how the transport compares with available upper bounds. For Rayleigh–Bénard convection in porous media, which occurs with fixed (mean) energy, we have found $Nu_{\text{MAX}} \sim Ra$ and $\Gamma_{\text{opt}} \sim Ra^{-1/2}$. For Rayleigh–Bénard convection in pure fluids, an example of fixed (mean) enstrophy transport, we found $Nu_{\text{MAX}} \sim Ra^{5/12}$ and $\Gamma_{\text{opt}} \sim Ra^{-1/4}$. Our bounds on Nu agree well with the upper bounds derived by other methods for both problems, and also agree with the $Nu(Ra)$ scaling found in the direct numerical simulations of porous media convection in the high- Ra regime. Interestingly, for both problems the scalings of $\Gamma_{\text{opt}}(Ra)$ found here agree with the scalings of the shortest-wavelength unstable mode about the linear conduction profile.

The results presented here offer new insights into steady optimal transport in two spatial dimensions, but there are several lines of research that need to be pursued to expand our understanding of the limits on fluid dynamical transport between impermeable walls. For example, an accurate large- Pe asymptotic approximation for fixed enstrophy flows will help to confirm and interpret the numerical results of the previous section.

In another direction, the fixed enstrophy problem with no-slip boundary conditions is more challenging but of greater applicability for many applications and for laboratory experiments. Indeed, the best known rigorous bounds for arbitrary Prandtl number Rayleigh–Bénard convection between no-slip boundaries is $Nu \lesssim Ra^{1/2}$ (Howard (1963); Doering & Constantin (1996); Plasting & Kerswell (2003)) corresponding to $Nu \sim Pe^{2/3}$, but we do not know if this estimate is sharp. Note that $2/3 > 10/17$, leaving open the possibility that flow between no-slip boundaries may transport more than flow between free-slip walls at the same enstrophy level. It is also natural to wonder if optimal transport in three dimensions takes place by three-dimensional flows.

Finally, determining the *unsteady* optimal transport will shed light on fully turbulent Rayleigh–Bénard convection. This question can be framed in the language of optimal control theory, and determining sharp upper limits on turbulent convection is of great interest and importance in many applications, and should result in much deeper insight into turbulent transport in general.

Acknowledgments

Much of this work was completed at the 2012 Geophysical Fluid Dynamics (GFD) Program at Woods Hole Oceanographic Institution. The GFD Program is supported by the US National Science Foundation (NSF) Award OCE-0824636 and the Office of Naval Research. This work was also supported by NASA Awards NXX10AB93G and NXX13AG56G (PH), and NSF Awards AST-1010046 and AST-1009907 (PH), PHY-0855335, DMS-0927587, and PHY-1205219 (CRD), and DMS-0928098 (GPC). We gratefully acknowledge helpful discussions with Duncan Hewitt, Lindsey Corson, and Cédric Beaume.

Appendix A. Equations for Newton-Kantorovich Iteration Scheme

First we rewrite equations (2.33)–(2.35) as

$$\Delta\psi = F(\theta_x, \theta_z, \phi_x, \phi_z), \quad (\text{A } 1)$$

$$\Delta\theta = G(\psi_x, \psi_z, \theta_x, \theta_z), \quad (\text{A } 2)$$

$$\Delta\phi = Q(\psi_x, \psi_z, \phi_x, \phi_z), \quad (\text{A } 3)$$

where

$$F = \frac{1}{\mu} (-(1 + \phi_z)\theta_x + (\theta_z - 1)\phi_x), \quad (\text{A } 4)$$

$$G = (1 - \theta_z)\psi_x + \psi_z\theta_x, \quad (\text{A } 5)$$

$$Q = (1 + \phi_z)\psi_x - \psi_z\phi_x. \quad (\text{A } 6)$$

Taylor expanding the nonlinear terms F , G , and Q about the solution of the N th iteration gives

$$\Delta\psi^{N+1} = F^N + \delta\theta_x F_{\theta_x}^N + \delta\theta_z F_{\theta_z}^N + \delta\phi_x F_{\phi_x}^N + \delta\phi_z F_{\phi_z}^N + \text{h.o.t.}, \quad (\text{A } 7)$$

$$\Delta\theta^{N+1} = G^N + \delta\psi_x G_{\psi_x}^N + \delta\psi_z G_{\psi_z}^N + \delta\theta_x G_{\theta_x}^N + \delta\theta_z G_{\theta_z}^N + \text{h.o.t.}, \quad (\text{A } 8)$$

$$\Delta\phi^{N+1} = Q^N + \delta\psi_x Q_{\psi_x}^N + \delta\psi_z Q_{\psi_z}^N + \delta\phi_x Q_{\phi_x}^N + \delta\phi_z Q_{\phi_z}^N + \text{h.o.t.}, \quad (\text{A } 9)$$

where the subscripts in F , G , and Q denote the Frechet derivatives (e.g., $F_{\psi_x} \equiv \partial F / \partial \psi_x$) and the superscript N means evaluated at iteration N . The “ δ ” of any quantity is the difference between its value at iterations $N + 1$ and N (e.g., $\delta\psi \equiv \psi^{N+1} - \psi^N$). The higher-order terms (h.o.t) are $O((\delta(\cdot))^2)$ or smaller.

Calculating the Frechet derivatives and ignoring the higher-order terms, equations (A 7)–(A 9) become

$$\begin{aligned} \mu\Delta\delta\psi + (1 + \phi_z^N)\delta\theta_x - \phi_x^N\delta\theta_z + (1 - \theta_z^N)\delta\phi_x + \theta_x^N\delta\phi_z = \\ -\mu\Delta\psi^N - [(1 + \phi_z^N)\theta_x^N + (1 - \theta_z^N)\phi_x^N], \end{aligned} \quad (\text{A } 10)$$

$$\begin{aligned} \Delta\delta\theta - \psi_z^N\delta\theta_x + \psi_x^N\delta\theta_z - (1 - \theta_z^N)\delta\psi_x - \theta_x^N\delta\psi_z = \\ -\Delta\theta^N + (1 - \theta_z^N)\psi_x^N + \psi_z^N\theta_x^N, \end{aligned} \quad (\text{A } 11)$$

$$\begin{aligned} \Delta\delta\phi - (1 + \phi_z^N)\delta\psi_x + \phi_x^N\delta\psi_z + \psi_z^N\delta\phi_x - \psi_x^N\delta\phi_z = \\ -\Delta\phi^N + (1 + \phi_z^N)\psi_x^N - \psi_z^N\phi_x^N. \end{aligned} \quad (\text{A } 12)$$

Appendix B. Small- Pe Solution for the Fixed Enstrophy Problem

A Fourier transform of equations (3.20) and (3.22) in the x direction yields

$$(D_z^2 - k^2)\hat{\theta}_k(z) + \hat{w}_k(z) = 0, \quad (\text{B } 1)$$

$$-\mu(D_z^2 - k^2)^2\hat{w}_k(z) + 2k^2\hat{\theta}_k(z) = 0, \quad (\text{B } 2)$$

with solutions of the form

$$\hat{w}_k(z) = A_k \sin(m\pi z), \quad (\text{B } 3)$$

$$\hat{\theta}_k(z) = B_k \sin(m\pi z). \quad (\text{B } 4)$$

Substitution into (B 1) and (B 2) gives

$$\mu = (2k^2)/(m^2\pi^2 + k^2)^3, \quad (\text{B } 5)$$

$$A_k = (m^2\pi^2 + k^2)B_k. \quad (\text{B } 6)$$

Then equation (3.21) yields

$$\hat{u}_k(z) = i \frac{m\pi}{k} A_k \cos(m\pi z). \quad (\text{B } 7)$$

Substituting (B 7) and (B 3) into (3.12) gives

$$\langle |\nabla \mathbf{v}|^2 \rangle = \frac{1}{k^2} (m^2\pi^2 + k^2)^2 A_k^2 = Pe^2 \Rightarrow A_k = \frac{k}{(m^2\pi^2 + k^2)} Pe, \quad (\text{B } 8)$$

which, combined with (B 6), yields

$$B_k = \frac{k}{(m^2\pi^2 + k^2)^2} Pe. \quad (\text{B } 9)$$

The Nusselt number follows from (1.15):

$$Nu = 1 + A_k B_k = 1 + \frac{k^2}{(m^2\pi^2 + k^2)^3} Pe^2. \quad (\text{B } 10)$$

Appendix C. Interior Solution for the Fixed Enstrophy Problem

Equations (3.26)–(3.29) can be written in terms of (ψ, ξ, η)

$$-J(\xi, \eta) - 2\mu\Delta^2\psi + 2\xi_x = 0, \quad (\text{C } 1)$$

$$J(\psi, \xi) + \Delta\eta = 0, \quad (\text{C } 2)$$

$$J(\psi, \eta) + \Delta\xi - 2\psi_x = 0, \quad (\text{C } 3)$$

which except for $-2\mu\Delta^2$ instead of $+2\mu\Delta$ are the same as (2.44)–(2.46). However, the higher derivative is expected to result in significant differences between the two problems.

The numerical results suggest

$$\psi = \bar{\psi}(x) A(x, z), \quad (\text{C } 4)$$

$$\xi = \bar{\xi}(x) B(x, z), \quad (\text{C } 5)$$

$$\eta = \bar{\eta}(z) C(x, z), \quad (\text{C } 6)$$

where $(\bar{\psi}, \bar{\xi}, \bar{\eta})$ constitute the outer solution.

Using $(\bar{\psi}(x), \bar{\xi}(x), \bar{\eta}(z))$ in (C 1)–(C 3) gives

$$2\mu \bar{\psi}_{xxxx} - (2 - \bar{\eta}_z) \bar{\xi}_x = 0, \quad (\text{C } 7)$$

$$\bar{\eta}_{zz} = 0, \quad (\text{C } 8)$$

$$\bar{\xi}_{xx} - (2 - \bar{\eta}_z) \bar{\psi}_x = 0, \quad (\text{C } 9)$$

which again implies that

$$\bar{\eta}(z) = \bar{\eta}_o z, \quad (\text{C } 10)$$

where $\bar{\eta}_o$ is an unknown constant. Eliminating $\bar{\psi}$ between (C 7) and (C 9) yields

$$\bar{\xi}_{xxxx} - \left(\frac{\bar{\eta}_o - 2}{\sqrt{2\mu}} \right)^2 \bar{\xi}_x = 0. \quad (\text{C } 11)$$

Given the periodicity of 2Γ in x , and $\xi_x(\pm\Gamma/2, z) = 0$, this implies

$$\bar{\xi} = \pm \bar{\xi}_o \sin(\pi x/\Gamma), \quad (\text{C } 12)$$

$$\bar{\eta}_o = 2 - \left(\frac{\pi}{\Gamma} \right)^2 \sqrt{2\mu}, \quad (\text{C } 13)$$

where $\bar{\xi}_o > 0$ is an unknown constant. Notice the difference between (C 13) and (2.56).

Equation (C 9) yields

$$\bar{\psi} = \frac{\pm \bar{\xi}_o}{(\pi/\Gamma)\sqrt{2\mu}} \cos(\pi x/\Gamma). \quad (\text{C } 14)$$

As before, the interior flow field (i.e., the outer solution) is known up to an unknown constant $\bar{\xi}_o$, which is to be determined using the inner solution.

REFERENCES

- BOYD, J. P. 2001 *Chebyshev and Fourier Spectral Methods*, 2nd edn. Dover.
- CHINI, G. P. & COX, S. M. 2009 Large Rayleigh number thermal convection: Heat flux predictions and strongly nonlinear solutions. *Physics of Fluids* **21** (8).
- CORSON, L. T. 2011 Maximizing the heat flux in steady unicellular porous media convection. Geophysical Fluid Dynamics program report. Woods Hole Oceanographic Institution.
- DOERING, C. R. & CONSTANTIN, P. 1996 Variational bounds on energy dissipation in incompressible flows. 3. Convection. *Physical Review E* **53**, 5957–5981.
- DOERING, C. R. & CONSTANTIN, P. 1998 Bounds for heat transport in a porous layer. *Journal of Fluid Mechanics* **376**, 491–514.
- DRAZIN, P. G. & REID, W. H. 2004 *Hydrodynamic Stability*, 2nd edn. Cambridge University Press.
- FOWLER, A. C. 1997 *Mathematical Models in the Applied Sciences*, 1st edn. Cambridge University Press.
- GUBANOV, O. & CORTELEZZI, L. 2012 On the cost efficiency of mixing optimization. *Journal of Fluid Mechanics* **692**, 112–136.
- HASSANZADEH, P. 2012 Optimal transport from wall to wall. Master’s thesis, University of California, Berkeley.
- HEWITT, D. R., NEUFELD, J. A. & LISTER, J. R. 2012 Ultimate regime of high Rayleigh number convection in a porous medium. *Physical Review Letters* **108** (22).
- HORNE, R. N. & O’SULLIVAN, P. 1978 Origin of oscillatory convection in a porous medium heated from below. *Physics of Fluids* **21**, 1260–1264.
- HOWARD, L. N. 1963 Heat transport by turbulent convection. *Journal of Fluid Mechanics* **17**, 405–432.
- HOWARD, L. 1964 Convection at high Rayleigh numbers. In *Proceedings of the 11th International Congress of Applied Mechanics* (ed. H. Görtler), pp. 1109–1115.
- IERLEY, G. R., KERSWELL, R. R. & PLASTING, S. C. 2006 Infinite-Prandtl-number convection. Part 2. A singular limit of upper bound theory. *Journal of Fluid Mechanics* **560**, 159–228.
- KRAICHNAN, R. H. 1962 Turbulent thermal convection at arbitrary Prandtl number. *Physics of Fluids* **5**, 1374–1389.
- LIN, Z., THIFFEAULT, J.-L. & DOERING, C. R. 2011 Optimal stirring strategies for passive scalar mixing. *Journal of Fluid Mechanics* **675**, 465–476.
- MALKUS, W. V. R. 1954 The heat transport and spectrum of thermal turbulence. *Proceedings of the Royal Society of London. Series A* **225**, 196–212.
- OTERO, J. 2002 Bounds for the heat transport in turbulent convection. PhD thesis, University of Michigan, Ann Arbor.
- OTERO, J., DONTCHEVA, L. A., JOHNSTON, H., WORTHING, R. A., KURGANOV, A., PETROVA, G. & DOERING, C. R. 2004 High-Rayleigh-number convection in a fluid-saturated porous layer. *Journal of Fluid Mechanics* **500**, 263–281.
- PLASTING, S. C. & KERSWELL, R. R. 2003 Improved upper bound on the energy dissipation rate in plane couette flow: the full solution to busse’s problem and the constantin-doering-hopf problem with one-dimensional background field. *Journal of Fluid Mechanics* **477**, 363–379.
- RAYLEIGH, LORD. 1916 On convection currents in a horizontal layer of fluid, when the higher temperature is on the under side. *Philosophical Magazine* **32**, 529–546.
- SHAW, T. A., THIFFEAULT, J.-L. & DOERING, C. R. 2007 Stirring up trouble: Multi-scale mixing measures for steady scalar sources. *Physica D* **231**, 143–164.
- SPIEGEL, E. A. 1962 Thermal turbulence at very small Prandtl number. *Journal of Geophysical Research* **67**, 3063–3070.

- TREFETHEN, L. N. 2001 *Spectral Methods in MATLAB*, 1st edn. SIAM.
- WEN, B., DIANATI, N., LUNASIN, E., CHINI, G. P. & DOERING, C. R. 2012 New upper bounds and reduced dynamical modeling for Rayleigh-Bénard convection in a fluid saturated porous layer. *Communications in Nonlinear Science and Numerical Simulation* **17**, 2191–2199.
- WHITEHEAD, J. P. & DOERING, C. R. 2011 Ultimate state of two-dimensional Rayleigh-Bénard convection between free-slip fixed-temperature boundaries. *Physical Review Letters* **106** (24).
- WHITEHEAD, J. P. & DOERING, C. R. 2012 Rigid bounds on heat transport by a fluid between slippery boundaries. *Journal of Fluid Mechanics* **707**, 241–259.