

Standard Model Explanation of the Ultra-high Energy Neutrino Events at IceCube

Chien-Yi Chen,¹ P. S. Bhupal Dev,² and Amarjit Soni¹

¹*Department of Physics, Brookhaven National Laboratory, Upton, New York 11973, USA*

²*Consortium for Fundamental Physics, School of Physics and Astronomy, University of Manchester, Manchester M13 9PL, United Kingdom*

The recent observation of two PeV events at IceCube, followed by an additional 26 events between 30 - 300 TeV, has generated considerable speculations on its origin, and many exotic New Physics explanations have been invoked. For a reliable interpretation, it is however important to first scrutinize the Standard Model (SM) expectations carefully, including the theoretical uncertainties, mainly due to the parton distribution functions. Assuming a new isotropic cosmic neutrino flux with a simple unbroken power-law spectrum, $\Phi \propto E^{-s}$ for the entire energy range of interest, we find that with $s = 1.5 - 2$, the SM neutrino-nucleon interactions are sufficient to explain all the observed events so far, without the need for any beyond the SM explanation. With more statistics, this powerful detector could provide a unique test of the SM up to the PeV scale, and lead to important clues of New Physics.

I. INTRODUCTION

Recently the IceCube collaboration has reported the first observation of extremely intriguing two events with neutrino energies above 1 PeV [1]. These are by far the highest neutrino energies that have ever been observed. As such they could potentially represent the first detection of a non-atmospheric, astrophysical high energy neutrino flux, thus opening an avenue for a number of astrophysical objects and mechanisms to provide information complementary to that obtained from electromagnetic or hadronic observations [2]. In a follow-up search with improved sensitivity and extended energy coverage, IceCube has reported additional 26 events with deposited energies ranging from 30 to 300 TeV [3]. These 28 events are the result of the first 662 days of data-taking, and give a preliminary significance of 4.1σ with respect to the reference atmospheric neutrino background model. These observations may well hold the key to understanding neutrino masses, the nature of neutrino mass-hierarchy, their relevance to Dark Matter, or in general, to physics beyond the Standard Model (SM). For these reasons, it is extremely important to understand every possible aspect of these IceCube events.

This realization has spurred a lot of interest on the origin of these ultra-high energy (UHE) neutrino events and their underlying spectral shape. Various extra-terrestrial sources (e.g., gamma-ray bursts, active galactic nuclei, early supernovae, baby neutron stars, starburst galaxies, cosmogenic) [4] with different power-law fluxes have been analyzed. From a particle physics point of view, several beyond SM phenomena, e.g., decaying heavy Dark Matter [5], lepto-quark resonance [6], decay of massive neutrinos to light ones over cosmological distances [7], and pseudo-Dirac neutrinos oscillating to their sterile counterparts in a mirror world [8], have been proposed. Most of these proposals are motivated by some specific features in the IceCube data such as a (slight) paucity of muon

tracks, a (possible) apparent energy gap between 300 TeV and 1 PeV, and possibly a bit higher than expected event rate above PeV.

Our primary aim in this paper is to carefully scrutinize the IceCube observations with respect to the SM expectations, taking into account the theoretical uncertainties, mainly due to the parton distribution functions (PDFs). Following the IceCube analysis [3], which did not find significant clustering of the events in time or space compared to randomized sky maps, we assume a simple isotropic astrophysical power-law spectrum for the UHE neutrino flux $\Phi \propto E^{-s}$, and show that for $s = 1.5 - 2$, the current data is consistent with the SM, within the theoretical and experimental uncertainties. Thus there is no significant feature of the current data requiring an exotic particle physics explanation, other than of course a very interesting new cosmic neutrino flux. However, we want to stress that there are mild indications of slight potential deficit of muons in comparison to other flavors and perhaps a little excess of above PeV events. If these features attain clear statistical significance as more data is accumulated, then some new physics interactions may well become necessary; but at this juncture, these considerations appear somewhat premature.

The rest of the paper is organized as follows: In Section II, we calculate various neutrino-induced scattering cross sections in the SM, along with their differential distributions, for a reference PDF set, and compare the predictions for the central value as well as the 90% confidence level (CL) range of the PDFs at Leading Order (LO), Next-to-Leading Order (NLO) and Next-to-Next-to-Leading Order (NNLO). In Section III, we use the IceCube experimental parameters to carefully estimate the corresponding number of events predicted by the SM, along with its theoretical uncertainty, and compare our results with the IceCube observed events for a simple power-law cosmic neutrino flux. We also perform a χ^2 -analysis to find the best-fit spectral index and normalization for this new flux. Finally, our conclusions are

given in Section IV.

II. STANDARD MODEL CROSS SECTION

The expected neutrino-induced event rate at IceCube can be schematically written as

$$\frac{dN}{dE_{\text{EM}}} = T \cdot \Omega \cdot N_{\text{eff}}(E_\nu) \cdot \sigma(E_\nu) \cdot \Phi(E_\nu) \quad (1)$$

where E_ν is the incoming neutrino energy in the *laboratory frame*, E_{EM} is the electromagnetic (EM)-equivalent deposited energy, T is the time of exposure, Ω is the solid angle of coverage, N_{eff} is the effective number of target nucleons, σ is the neutrino-induced interaction cross section, and Φ is the incident neutrino flux.

The main particle physics ingredient in Eq. (1) is the neutrino-induced interaction cross section [9]. Within the SM, neutrinos interact with matter only through the exchange of weak gauge bosons. The dominant processes (in most of the energy range of interest) are the charged-current (CC) and neutral-current (NC) neutrino-nucleon deep inelastic scattering (DIS) mediated by t -channel W and Z respectively:

$$\begin{aligned} \nu_\ell + N &\rightarrow \ell + X & (\text{CC}), \\ \nu_\ell + N &\rightarrow \nu_\ell + X & (\text{NC}), \end{aligned} \quad (2)$$

where $\ell = e, \mu, \tau$ represents the $SU(2)_L$ lepton-flavor, $N = (n + p)/2$ is an isoscalar nucleon (n and p being the neutron and proton, respectively) in the renormalization group-improved parton model, and X is the hadronic final state. The neutrino interactions with the electrons in the target material can generally be neglected with respect to the neutrino-nucleon interactions due to the electron's small mass ($m_e \ll M_N$). There is however an important exception for the $\bar{\nu}_e e^-$ interaction when the incoming neutrino energy is between about 4 - 10 PeV. In this case, the resonant production of the SM W -boson gives a significant enhancement in the $\bar{\nu}_e e$ cross section, which peaks at $E_\nu^{\text{res}} = M_W^2/2m_e = 6.3$ PeV, and is commonly known as the *Glashow resonance* [10].

A. Differential Cross Sections

The neutrino-nucleon differential scattering cross sections at leading order are given by [11]

$$\begin{aligned} \frac{d^2 \sigma_{\nu N}^{\text{CC}}}{dx dy} &= \frac{2G_F^2 M_N E_\nu}{\pi} \left(\frac{M_W^2}{Q^2 + M_W^2} \right)^2 \\ &\times [xq(x, Q^2) + x\bar{q}(x, Q^2)(1-y)^2], \end{aligned} \quad (4)$$

$$\begin{aligned} \frac{d^2 \sigma_{\nu N}^{\text{NC}}}{dx dy} &= \frac{G_F^2 M_N E_\nu}{2\pi} \left(\frac{M_Z^2}{Q^2 + M_Z^2} \right)^2 \\ &\times [xq^0(x, Q^2) + x\bar{q}^0(x, Q^2)(1-y)^2], \end{aligned} \quad (5)$$

where $-Q^2$ is the invariant momentum-square transfer to the exchanged vector boson, M_N and $M_{W(Z)}$ are the nucleon and intermediate $W(Z)$ -boson masses respectively, and G_F is the Fermi coupling constant. The differential distributions in Eqs. (4) and (5) are with respect to the Bjorken scaling variable x and the inelasticity parameter y , where

$$x = \frac{Q^2}{2M_N y E_\nu} \quad \text{and} \quad y = \frac{E_\nu - E_\ell}{E_\nu}, \quad (6)$$

E_ℓ being the energy carried away by the outgoing lepton in the laboratory frame, and x is the fraction of the initial nucleon momentum taken by the struck quark. Here q, \bar{q} (q^0, \bar{q}^0) are respectively the quark and anti-quark density distributions in a proton, summed over valence and sea quarks of all flavors relevant for CC (NC) interactions [11]:

$$q = \frac{u + d}{2} + s + b, \quad (7)$$

$$\bar{q} = \frac{\bar{u} + \bar{d}}{2} + c + t, \quad (8)$$

$$\begin{aligned} q^0 &= \frac{u + d}{2}(L_u^2 + L_d^2) + \frac{\bar{u} + \bar{d}}{2}(R_u^2 + R_d^2) \\ &+ (s + b)(L_d^2 + R_d^2) + (c + t)(L_u^2 + R_u^2), \end{aligned} \quad (9)$$

$$\begin{aligned} \bar{q}^0 &= \frac{u + d}{2}(R_u^2 + R_d^2) + \frac{\bar{u} + \bar{d}}{2}(L_u^2 + L_d^2) \\ &+ (s + b)(L_d^2 + R_d^2) + (c + t)(L_u^2 + R_u^2), \end{aligned} \quad (10)$$

with $L_u = 1 - (4/3)x_W$, $L_d = -1 + (2/3)x_W$, $R_u = -(4/3)x_W$ and $R_d = (2/3)x_W$ where $x_W = \sin^2 \theta_W$, and θ_W is the weak mixing angle. For the $\bar{\nu}N$ cross sections, Eqs. (4) and (5) are the same but with each quark distribution function replaced by the corresponding anti-quark distribution function, and vice-versa, i.e., $q \leftrightarrow \bar{q}$, $q^0 \leftrightarrow \bar{q}^0$.

The differential cross sections for the dominant neutrino-electron scattering processes are given by [12]

$$\begin{aligned} \frac{d\sigma_{\bar{\nu}_e e \rightarrow \bar{\nu}_e e}}{dy} &= \frac{G_F^2 m_e E_\nu}{2\pi} \left[\frac{R_e^2 + L_e^2(1-y)^2}{(1 + 2m_e E_\nu y/M_Z^2)^2} + 4(1-y)^2 \right. \\ &\quad \left. + \frac{L_e(1-2m_e E_\nu/M_W^2)}{1 + 2m_e E_\nu y/M_Z^2} \right] \\ &\times \frac{1}{(1 - 2m_e E_\nu/M_W^2)^2 + \Gamma_W^2/M_W^2}, \end{aligned} \quad (11)$$

$$\frac{d\sigma_{\bar{\nu}_e e \rightarrow \bar{\nu}_e \mu}}{dy} = \frac{G_F^2 m_e E_\nu}{2\pi} \frac{4(1 - m_\mu^2/2m_e E_\nu)^2}{(1 - 2m_e E_\nu/M_W^2)^2 + \Gamma_W^2/M_W^2} \quad (12)$$

$$\frac{d\sigma_{\bar{\nu}_e e \rightarrow \bar{\nu}_e \tau}}{dy} = \frac{G_F^2 m_e E_\nu}{2\pi} \frac{4(1 - m_\tau^2/2m_e E_\nu)^2}{(1 - 2m_e E_\nu/M_W^2)^2 + \Gamma_W^2/M_W^2} \quad (13)$$

$$\frac{d\sigma_{\bar{\nu}_e e \rightarrow \text{had}}}{dy} = \frac{d\sigma_{\bar{\nu}_e e \rightarrow \bar{\nu}_\mu \mu}}{dy} \frac{\Gamma(W \rightarrow \text{hadrons})}{\Gamma(W \rightarrow \mu \bar{\nu}_\mu)}, \quad (14)$$

where $L_e = 2x_W - 1$ and $R_e = 2x_W$ are the chiral couplings of Z to electron, and Γ_W GeV is the total width of the W -boson.

The main source of theoretical uncertainties in the neutrino-nucleon differential cross sections given by Eqs. (4) and (5) comes from the PDFs. The size of the PDF uncertainty with respect to the x and y variables defined in Eq. (6) can be seen from the distributions given in Fig. 1. For concreteness, we have shown the results for a fixed incoming neutrino energy $E_\nu = 1$ PeV, and have used the NNPDF2.3 PDF sets [13] based on a global data set including the recent LHC data. We use the PDF sets (central values and 90% CL error) given for $\alpha_s(M_Z) = 0.118$, and compare the cross section results evaluated with these PDFs at LO, NLO and NNLO, as shown in Fig. 1 by the solid, dashed and dot-dashed lines respectively, along with their corresponding 90% CL bands shown by the (dark to light) shaded regions. We also show the y -distribution of the electron antineutrino-electron cross section ($\bar{\nu}_e e \rightarrow \text{anything}$) given by Eqs. (11)-(14), which is of course independent of the PDF uncertainties. The distributions for the antineutrino-nucleon cross sections are similar to those for the neutrino-nucleon cross sections, just with slightly smaller values, and are not shown here.

From Fig. 1, we find that the PDF uncertainties in the y -distributions are constant in the low- y region, while they grow for smaller values of x . This is due to the uncertainties in the shape of light-quark and gluon distributions in the small- x and high Q^2 region. The lowest x and highest Q^2 scales accessed to date are by the DIS fixed target experiments at HERA [14]. Including these DIS data in their global PDF analysis, NNPDF2.3 could go down to $x_{\min} = 10^{-9}$ in the x -grid, and up to $Q_{\max}^2 = 10^8$ GeV² in the Q -grid [13]. The cross sections calculated using these PDFs have significantly reduced errors at low x , as compared to previous analyses (see e.g., [11, 15]). Similar improved results in the low- x regime were obtained in Ref. [16] using the HERAPDF1.5 [14, 17] PDF sets.

B. Total Cross Section

The total neutrino-nucleon cross section is obtained by integrating the differential cross sections in Eqs. (4) and (5) over the x and y variables:

$$\sigma(E_\nu) \equiv \int_0^1 \int_0^1 dx dy \frac{d^2\sigma}{dx dy}, \quad (15)$$

For completeness, we show in Fig. 2 the integrated SM cross sections for the CC and NC neutrino-nucleon (νN)

and antineutrino-nucleon ($\bar{\nu}N$) interactions, computed using the NNPDF2.3 PDF sets at NNLO. The numerical integrations in Eq. (15) were carried out using an adaptive Monte Carlo routine. For our numerical purposes, we take the lower limit of the x -integration to be 10^{-6} in order to avoid large uncertainties in the low- x grids. The shaded regions in Fig. 2 reflect the 90% CL PDF uncertainties in the total cross section, and also to some extent, the uncertainties from the precision of the numerical integration technique used. Our results for the total cross section agree well with those calculated using other PDF sets; for a comparison, see e.g., [15, 16].

At very high neutrino energies, the cross sections are dominated by contributions from very small x , which currently have a large uncertainty directly associated with the underlying QCD dynamics at high energies [9]. In this regime, one might have to go beyond the DGLAP formalism [18] used by conventional PDF fits, and to consider the non-linear evolution of the parton distribution arising due to the physical process of recombination of partons in the parton cascade. This can be characterized by the saturation scale of the growth of the parton distribution, forming a Color Glass Condensate [19]. Such saturation effects lead to slightly higher values of the neutrino-nucleon cross section and a steeper energy dependence at very high energies ($E_\nu \gtrsim 100$ PeV) [20]. However, since the current IceCube events are observed at PeV scale and below, these non-linear effects are of less importance, and hence, we do not include them in our analysis.

At higher orders in QCD, the expressions (4) and (5) must be convoluted with appropriate quark and anti-quark density distributions. The heavy quark masses should be taken into account at higher energies in the calculation of the structure functions [21], but the LO cross sections still give us a good estimate of the dominant contributions up to PeV energies. In fact, the numerical values of the cross sections at LO as shown in Fig. 2 agree with the NLO results given in Ref. [16] up to 5% or so for the current IceCube energy range of interest.

In Fig. 2 we also show the total $\bar{\nu}_e e^-$ scattering cross section which has the ‘Glashow resonance’ at 6.3 PeV, and gives the dominant contribution in the vicinity of the resonance energy. Other neutrino-electron cross sections are not shown here since they are many orders of magnitude smaller than the νN cross sections [9]. The ‘Glashow resonance’ option has been considered earlier [22] to explain the two PeV events at IceCube. However, this possibility was disfavored by a dedicated follow-up analysis [1]. The average incoming neutrino energies required to explain the two PeV events are found to lie below the Glashow resonance region, and hence, the contributions from $\bar{\nu}_e e^-$ scattering to the total number of events turn out to be negligible (see Section III). This effect could however be important if an excess of events is observed in the 3 - 6 PeV deposited energy range.

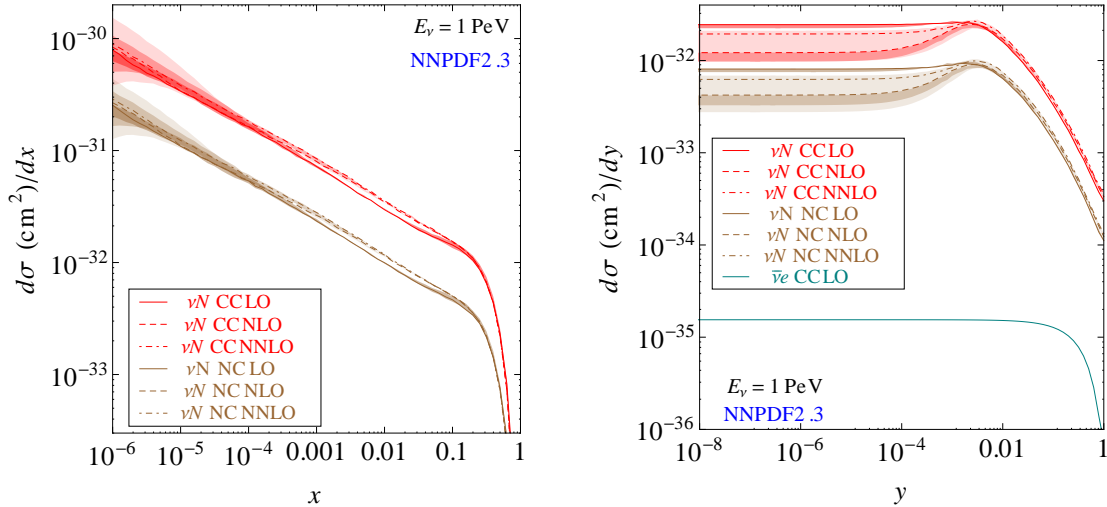


FIG. 1. The x - and y -distributions for the neutrino-nucleon CC and NC cross sections for a fixed energy $E_\nu = 1$ PeV. The solid, dashed and dot-dashed lines correspond to the distributions with the PDFs at LO, NLO and NNLO respectively, and their 90% CL uncertainties are shown by the dark to light shaded regions. The y -distribution of the electron antineutrino-electron cross section is also shown (lower solid line on the right panel).

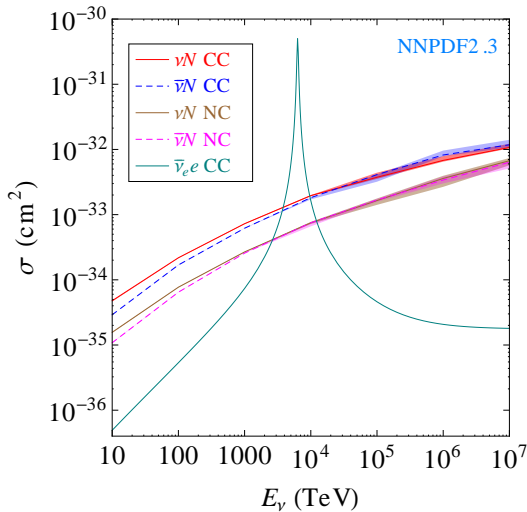


FIG. 2. The neutrino-induced scattering cross sections for the dominant SM processes as a function of the *incoming* neutrino energy. The νN and $\bar{\nu} N$ cross sections were computed using NNPDF2.3 at NNLO, and their 90% CL ranges are shown by the shaded regions.

III. SM PREDICTION FOR THE NUMBER OF EVENTS

To the best of our knowledge, no attempt has been made so far to quantify the PDF uncertainty effects on the number of events expected in *each* of the deposited energy bins at IceCube. It is important to include these

effects for a better comparison of the observed IceCube events with any particle physics explanation. In order to obtain a reliable estimate of the number of IceCube events expected due to the SM interactions, we determine the values of various parameters in Eq. (1) as follows:

- $T=662$ days for the IceCube data collected between May 2010 and May 2012 [3].
- $N_{\text{eff}}(E_\nu) = N_A V_{\text{eff}}(E_\nu)$ where $N_A = 6.022 \times 10^{23} \text{ mol}^{-1}$ is the Avogadro number which is equal to $6.022 \times 10^{23} \text{ cm}^{-3}$ water equivalent for interactions with the ice nuclei. For interactions with electrons, N_A should be replaced with $(10/18)N_A$ for the number of electrons in a mole of H_2O . Note that a natural ice nucleus with 10 protons and 8 neutrons is close to being isoscalar, and hence, we use the generic reference PDF sets, without treating the protons and neutrons separately.
- $V_{\text{eff}}(E_\nu) = M_{\text{eff}}/\rho_{\text{ice}}$ is the effective neutrino target volume, where $\rho_{\text{ice}} = 0.9167 \text{ g} \cdot \text{cm}^{-3}$ is the density of ice, and M_{eff} is the effective target mass which includes the background rejection cuts and event containment criteria. It depends on the incoming neutrino energy and attains its maximum value $M_{\text{eff}}^{\text{max}} \simeq 400 \text{ Mton}$ (corresponding to $V_{\text{eff}}^{\text{max}} \simeq 0.44 \text{ km}^3$ water-equivalent) above 100 TeV for ν_e CC events [3], and above 1 PeV for other CC and NC events. There is some flavor bias at low energies caused by the deposited energy threshold due to missing energy in escaping particles from ν_μ and ν_τ CC events as well as all flavor NC events, which decreases M_{eff} for these events as compared to the

ν_e CC events.

- For the incoming neutrino flux, we assume a Fermi-shock astrophysical flux falling as an unbroken power-law spectrum:

$$\Phi(E_\nu) = CE_\nu^{-s} \quad (16)$$

for the entire energy range of interest. The exact energy dependence governed by the spectral index s largely depends on the extra-terrestrial source evolution models. For a given value of s , the flux normalization C should be chosen to be consistent with the observational upper bound on the fluxes. Following the previous IceCube analyses [1, 3], we first show our results for $s = 2$ with an all-flavor normalization

$$C = 3.6 \times 10^{-8} \text{ GeV} \cdot \text{sr}^{-1} \cdot \text{cm}^{-2} \cdot \text{s}^{-1}, \quad (17)$$

which is the integral upper limit on the UHE cosmic neutrino flux obtained in a previous IceCube search [23]. This normalization includes equal strength of neutrinos and antineutrinos summed over all neutrino flavors, and assumes an equal flavor ratio of $\nu_e : \nu_\mu : \nu_\tau = 1 : 1 : 1$ (same for antineutrinos), since neutrino oscillations over astronomical distances tend to equalize the neutrino flavors reaching the Earth, regardless of the initial flux composition [24]. We will also perform a χ^2 -analysis with the existing IceCube data to find the best-fit value of the flux normalization for different spectral indices.

- The solid angle of coverage $\Omega = 2\pi$ sr for an isotropic neutrino flux in the southern hemisphere (downward events at IceCube), while for those coming from the northern hemisphere (upward events) we must take into account the attenuation effects due to scattering within the Earth which can be represented by multiplying Ω with an energy-dependent shadow factor [11, 25]

$$S(E_\nu) = \int_{-1}^0 d(\cos \theta) \exp \left[-\frac{z(\theta)}{L_{\text{int}}(E_\nu)} \right], \quad (18)$$

where θ is the angle of incidence of the incoming neutrinos above nadir, $z(\theta)$ is the effective column depth which represents the amount of material encountered by an upgoing neutrino in its passage through the Earth, and $L_{\text{int}}(E_\nu) = 1/\sigma N_A$ is the interaction length. The Earth attenuation effects are relevant at energies above 100 TeV. For the upgoing $\bar{\nu}_e$'s, the interaction length is very small near the Glashow resonance (due to its enhanced cross section), and hence, these $\bar{\nu}_e$'s do not survive their passage through the Earth to the detector. For the upgoing ν_τ 's, there is significant energy loss due to regeneration effects inside the Earth, which leads to

fast τ -decays producing secondary neutrinos (of all flavor) with lesser energy than the original incident one [26], thereby shifting the energy of the upgoing ν_τ 's downward when they reach the detector.

- The visible energy relevant for detection is the EM-equivalent deposited energy E_{EM} in Eq. (1), which is *always* smaller than the incoming neutrino energy E_ν by a factor which depends on the interaction channel. For NC events given by Eq. (3), the cross section is identical for all flavors, and the fraction of energy imparted to the outgoing hadrons X is determined by the inelasticity parameter y . The resulting hadronic shower yields fewer number of photo-electrons than an equivalent-energy electromagnetic shower by a factor F_X [27] which is a function of the hadronic final state energy $E_X = yE_\nu$. We parametrize this energy dependence as [28]

$$F_X = 1 - \left(\frac{E_X}{E_0} \right)^{-m} (1 - f_0), \quad (19)$$

where $E_0 = 0.399$ GeV, $m = 0.130$ and $f_0 = 0.467$ are the best-fit values from the simulations of a hadronic vertex cascade [27].

Thus for NC events, the total deposited EM-equivalent energy is given by $E_{\text{EM, had}} = F_X y E_\nu$. On the other hand, for $\nu_e N$ CC events given by Eq. (4), the final state electron deposits its entire energy, $E_{\text{EM, e}} = (1 - y)E_\nu$ into an electromagnetic shower, and there is also an accompanying hadronic shower with deposited energy $E_{\text{EM, had}}$. The factor F_X reduces the deposited energy for a hadronic shower to about 80 - 90% of an equivalent-energy EM shower.

The $\nu_\mu N$ CC events are similar in properties to those due to $\nu_e N$ CC, assuming the final state muon energy to be completely measurable. We have not included in our analysis the effects of muon energy loss during its propagation in rock outside the detector since the IceCube search only considered the interaction vertices well contained within the detector volume, and discarded the events with through-going muon tracks originated outside the detector in order to remove the cosmic ray muon background.

The $\nu_\tau N$ CC events are however more complicated, with properties somewhat between NC and $\nu_e N$ CC events. At the relevant energies (50 TeV $\lesssim E_\nu \lesssim 2$ PeV), tau leptons will travel only about 10 - 50 m before decaying, so we do not expect them to produce the characteristic ‘‘double bang’’ signature [29] at IceCube as it has a string separation of 125 m [30]. These distinct signatures may only be visible at IceCube for τ -energies exceeding about 5 PeV when they travel far enough that the cascades from their production and decay

are well-separated. The ‘‘double bang’’ could still be observed with less energetic τ 's in the proposed DeepCore experiment with string spacings as small as 42 m [31]. About 80% of the τ -decays in the current sample result in a shower, with decays to electrons in an EM shower, and hadronic decays involving multiple mesons in a hadronic shower. The rest $\sim 20\%$ of the taus will produce muons which will give distinct muon tracks. The hadronic showers due to τ -decay will deposit an energy of roughly $(1/2)F_X(1-y)E_\nu$ (the other half being carried away by the associated ν_τ 's), whereas the leptonic final states will deposit roughly $(1/3)(1-y)E_\nu$, the rest being carried away by the final-state neutrinos.

Our final results for the expected number of events due to the SM interactions in all the 11 energy bins analyzed at IceCube are shown in Fig. 3 for an E^{-2} flux. The expected background due to atmospheric neutrinos and atmospheric muons were taken from Ref. [3], along with the combined statistical and systematic uncertainties (black shaded) which total to $10.6^{+5.0}_{-3.6}$ events. The SM predictions for the number of signal events were obtained using the NNPDF2.3 [13] PDF sets, and to check the robustness of these results, we compared the results computed using the MSTW2008 PDFs [32]. We also compare the results obtained with the two PDF sets at LO, NLO and NNLO, including in our analysis the 90% CL PDF uncertainties on the predicted signal+background events for each bin. We find that our signal+background fit is consistent with the IceCube observed data points within their current uncertainties for all the energy bins, except the very first one where we predict an excess of about 2 events over that observed. This is slightly different from the IceCube signal+background best-fit given in Ref. [3]. This mild disagreement may be due to one or several of the following reasons: (i) The IceCube best-fit was derived from a global fit of the deposited energy and zenith distribution of the data to a combination of the atmospheric neutrino background and an isotropic astrophysical flux in the range of 60 TeV - 2 PeV, which does not include the lowest energy bin shown in Fig. 3. (ii) The PDF uncertainties in the cross section which are not shown in the IceCube best-fit. (iii) The uncertainty in the flux normalization. The IceCube fit has taken the per-flavor normalization to be $E_\nu^2\Phi(E_\nu) = (1.2 \pm 0.4) \times 10^{-8} \text{ cm}^2 \cdot \text{s}^{-1} \cdot \text{sr}^{-1}$, whereas our results are derived assuming the central value of $1.2 \times 10^{-8} \text{ cm}^2 \cdot \text{s}^{-1} \cdot \text{sr}^{-1}$ which is the current upper limit for an equal-flavor composition. (iv) some additional experimental effects relevant at lower energies to reduce the atmospheric background (e.g., hit probability) not captured in our simple analysis. It is also important to note here that we have directly used the true value of the inelasticity parameter y for a given PDF set in our numerical analysis, and not the the average inelasticity parameter as used in some of the previous analyses.

channel	hadron	electron	muon	total
$(\nu + \bar{\nu})N$ NC	$1.54^{+0.12}_{-0.14}$	-	-	$1.54^{+0.12}_{-0.14}$
$(\nu_e + \bar{\nu}_e)N$ CC	$2.42^{+0.30}_{-0.09}$	$6.74^{+0.75}_{-0.13}$	-	$9.15^{+1.05}_{-0.22}$
$(\nu_\mu + \bar{\nu}_\mu)N$ CC	$1.62^{+0.22}_{-0.06}$	-	$4.39^{+0.53}_{-0.12}$	$6.01^{+0.75}_{-0.18}$
$(\nu_\tau + \bar{\nu}_\tau)N$ CC	$3.05^{+0.40}_{-0.07}$	$0.23^{+0.03}_{-0.00}$	$0.22^{+0.03}_{-0.00}$	$3.51^{+0.47}_{-0.08}$
$\bar{\nu}_e e$	0.09	0.01	0.01	0.11
total SM	$8.78^{+1.00}_{-0.51}$	$6.99^{+0.77}_{-0.15}$	$5.09^{+0.36}_{-0.59}$	$20.86^{+2.13}_{-1.25}$

TABLE I. Total number of SM signal events expected from different final states in the deposited energy range 16 TeV - 2 PeV. The theoretical errors are derived using the 90% CL PDF uncertainties.

The total number of SM signal events in each channel over the entire energy range of interest shown in Fig. 3 are summarized in Table I. The central values and the theoretical errors shown here are derived using the NNPDF2.3 NNLO and its 90 % CL uncertainties. The corresponding numbers for LO and NLO and also for MSTW PDFs are of similar magnitude and are not shown here. Note that at the moment, the IceCube detector can not distinguish between electromagnetic and hadronic shower events, and hence, collectively calls them the ‘‘cascade’’ events, whereas the muons appear as distinct ‘‘track’’ events. Thus we find that in the energy range of interest, the SM predicts $15.76^{+1.78}_{-0.66}$ cascade events and $5.09^{+0.36}_{-0.59}$ muon tracks. Combining this with the $10.6^{+5.0}_{-3.6}$ background events, we obtain a total of $31.46^{+7.13}_{-4.85}$ signal+background events, which is consistent with the 28 events observed by IceCube. From the energy distribution shown in Fig. 3, we find that although the SM expectations for the number of events in the highest energy bin observed so far is slightly below the current experimental central value, it is still consistent within the theoretical and experimental uncertainties. Note however that the SM fit shown in Fig. 3 was obtained with the current *upper* limit on the normalization of an astrophysical E^{-2} flux; hence, any additional excess in the future data and/or improvement in the flux limit would make it extremely difficult to explain by the SM alone, and could give us an important clue to some new physics.

In Fig. 4, we show the distribution of the declination angles of the events shown in Fig. 3, and find that out of the $19.58^{+1.77}_{-0.61}$ signal events, $12.64^{+0.26}_{-0.29}$ are downgoing and $8.21^{+1.87}_{-0.96}$ upgoing. Combining this information with the distribution of the atmospheric background events, our signal+background fit seems to be in good agreement with the IceCube data obtained so far. Apart from the deposited energy and declination angle distributions, we can also understand several other features of the IceCube data with our simple SM interpretation:

- There are more downgoing events (about 60%) than upgoing due to the Earth attenuation effects.

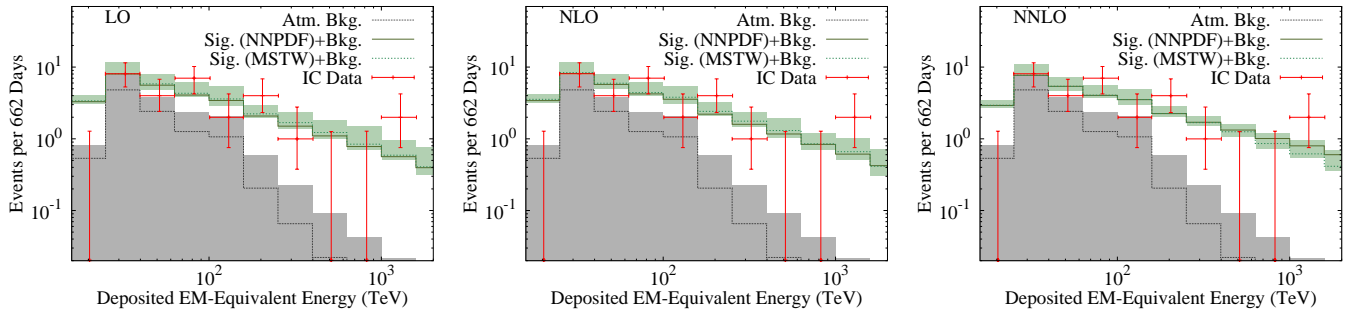


FIG. 3. The SM signal+background events, along with their 90% CL PDF uncertainties (green shaded), for the IceCube deposited energy bins between 16 TeV - 2 PeV. The IceCube data points (with error bars) and the atmospheric background (black shaded) were taken from Ref. [3]. The SM signal events were computed for an E^{-2} flux using the procedure outlined in the text, and using two different PDF sets (NNPDF2.3 and MSTW2008) at LO, NLO and NNLO for a better comparison.

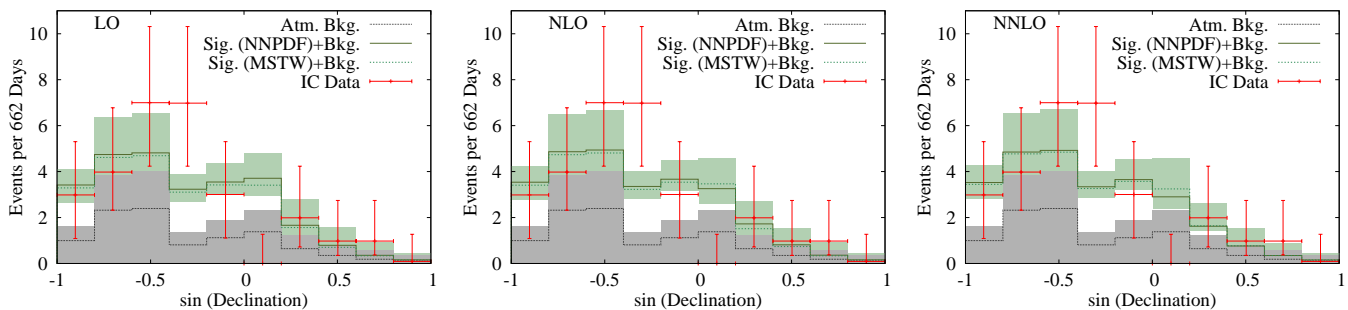


FIG. 4. The zenith angle distribution of the SM signal+background events, along with the 90% CL PDF uncertainties (green shaded). The IceCube data points (with error bars) and the atmospheric background (black shaded) were taken from Ref. [3].

- The number of muon tracks ($2.89^{+0.04}_{-0.06}$ downgoing and $2.20^{+0.31}_{-0.53}$ upgoing) predicted in the SM seems to be consistent with the 7 track-like events (1 upgoing, 6 downgoing) observed by IceCube, with 4 of the downgoing events in the lower energy bins consistent with the expected 6.0 ± 3.4 background atmospheric muons. So at the moment, there does not seem to be a statistically significant paucity of muons. We must however emphasize that if there is indeed a persistent paucity of muons in future as more data is accumulated, and results in a significant statistical discrepancy with the SM expectations shown here, one will have to seriously consider some beyond SM explanation. For instance, one possible solution in such a (currently hypothetical) scenario could be due to a lepton-flavor violating (LFV) gauge interaction in a warped extra-dimensional setup [33]. In these models, one may have $\nu_\mu N \rightarrow \nu_\tau X$ CC interactions mediated by a TeV-scale W' in the t -channel which could cause the paucity of muon events, while being consistent with the current experimental limits on LFV processes. Another alternative solution to the ‘muon problem’ could be due to the presence of an R -parity violating interaction in a supersymmetric

scenario. However, as we have emphasized earlier, it is premature to consider such exotic possibilities without a clear statistical deviations of the IceCube data from the SM expectations.

- For the duration of the current data-taking by IceCube, the lack of events between 2 - 10 PeV, as would be expected by an unbroken E^{-2} flux considered here, indicates that there might be a break or cut-off in the spectrum close to 2 PeV, or the spectrum could be softer (such as $E^{-2.2}$ or $E^{-2.3}$, but with a higher value of the flux normalization). However, it is difficult to explain *all* the observed events with a softer spectrum, as we will see below.

In the analysis presented above, we have assumed a simple unbroken power-law flux given by Eq. (16) with $s = 2$ and the flux normalization given by Eq. (17). To ascertain the range of the spectral index s compatible with the existing IceCube data, we perform a χ^2 -analysis, with the χ^2 -value is defined as

$$\chi^2 = \sum_i \frac{(f_i^{\text{SM}} - f_i^{\text{IC}})^2}{\delta f_i^2}, \quad (20)$$

s	χ^2_{\min}	C ($\text{GeV} \cdot \text{sr}^{-1} \cdot \text{cm}^{-2} \cdot \text{s}^{-1}$)
1.5	0.99	1.7×10^{-9}
1.8	0.87	1.0×10^{-8}
2.0	0.88	3.0×10^{-8}
2.2	0.94	8.3×10^{-8}
2.5	1.11	3.2×10^{-7}

TABLE II. The best-fit flux normalization values for different spectral indices of the incoming UHE neutrino flux.

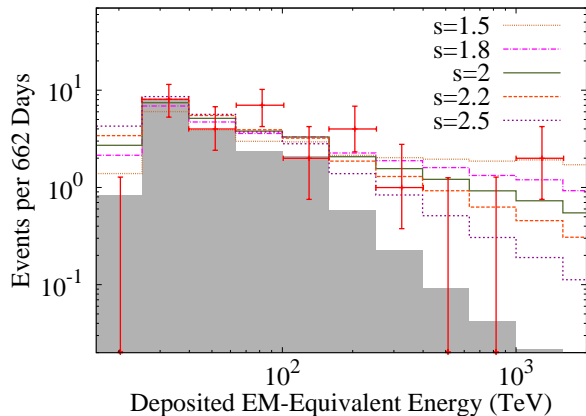


FIG. 5. The energy distribution of the SM signal+background events (similar to Fig. 3) for a power-law flux with different spectral indices. The flux normalization is fixed by minimizing the χ^2 -value. For PDFs, we have taken the central values of the NNPDF2.3 NNLO PDF sets.

where f_i^{SM} and f_i^{IC} are the number of events in the i -th energy bin, as predicted by the SM signal+background and as observed by IceCube respectively, and δf_i is the corresponding experimental uncertainty in the i -th bin as reported by IceCube. The results are summarized in Table II and also in Fig. 5 for some typical values of s . For a given value of s , we fix the overall flux normalization C by minimizing the χ^2 -value over the 7 energy bins with non-zero observed number of events. The resulting energy distribution is shown in Fig. 5. Here we have chosen the central values of the NNPDF2.3 NNLO PDF sets. The corresponding PDF uncertainties are similar to those

shown in Fig. 3, and hence, not shown here for purposes of clarity. We find that a softer spectrum ($s > 2$) does not give a good fit to the existing data, and the best-fit range of the spectral index is $s = 1.8 - 2$, though the current data does not exclude a harder spectrum up to $s = 1.5$, provided there is a cut-off in the spectrum close to 2 PeV. The corresponding flux normalization range given in Table II is consistent with the current upper bounds from IceCube [23, 34, 35], and could be tested with more data in future.

IV. CONCLUSION

In summary, for a reliable search for signals of New Physics by the powerful IceCube detector, it is desirable to have a very good understanding of all aspects of the observed UHE neutrino events. Here we have shown that from a particle physics point of view, the current data seems to be consistent with the SM explanation for a simple astrophysical power-law flux, $\Phi = CE_\nu^{-s}$ with $C = (0.2 - 3) \times 10^{-8} \text{ GeV} \cdot \text{sr}^{-1} \cdot \text{cm}^{-2} \cdot \text{s}^{-1}$ and $s = 1.5 - 2$, and so far does not require any New Physics. However, it is extremely important to bear in mind that as the statistics solidifies with the accumulation of more IceCube data, it would provide us with a unique test of the SM with the highest neutrino energies ever observed in Nature, and if any significant deviation from the current energy spectrum emerges, it will call for a beyond SM scenario.

ACKNOWLEDGMENTS

We would like to thank Steve Barwick, Francis Halzen, Claudio Kopper, Alexander Mitov, Subir Sarkar, Maria Ubiali and Nathan Whitehorn for very helpful discussions and inputs. P.S.B.D. acknowledges the local hospitality provided by the High Energy Theory group, Brookhaven National Laboratory, where this work was initiated. The work of C-Y.C. and A.S. is supported by the US Department of Energy under Grant DE-AC02-98CH10886, and P.S.B.D. is supported by the Lancaster-Manchester-Sheffield Consortium for Fundamental Physics under STFC grant ST/J000418/1.

-
- [1] M. G. Aartsen *et al.* [IceCube Collaboration], Phys. Rev. Lett. **111**, 021103 (2013) [arXiv:1304.5356 [astro-ph.HE]].
- [2] For a review, see e.g., J. K. Becker, Phys. Rept. **458**, 173 (2008) [arXiv:0710.1557 [astro-ph]].
- [3] M. G. Aartsen *et al.* [IceCube Collaboration], Science **342**, 1242856 (2013) [arXiv:1311.5238 [astro-ph.HE]].
- [4] E. Roulet, G. Sigl, A. van Vliet and S. Mollerach, JCAP **1301**, 028 (2013) [arXiv:1209.4033 [astro-

- ph.HE]]; I. Cholis and D. Hooper, JCAP **06**, 030 (2013) [arXiv:1211.1974 [astro-ph.HE]]; M. D. Kistler, T. Stanev and H. Yuksel, arXiv:1301.1703 [astro-ph.HE]; O. E. Kalashev, A. Kusenko and W. Essey, Phys. Rev. Lett. **111**, 041103 (2013) [arXiv:1303.0300 [astro-ph.HE]]; F. W. Stecker, Phys. Rev. D **88**, **047301** (2013) [arXiv:1305.7404 [astro-ph.HE]]; R. Laha, J. F. Beacom, B. Dasgupta, S. Horiuchi and K. Murase, Phys. Rev. D **88**, 043009 (2013) [arXiv:1306.2309 [astro-ph.HE]];

- K. Murase, M. Ahlers and B. C. Lacki, *Phys. Rev. D* **88**, 121301 (2013) [arXiv:1306.3417 [astro-ph.HE]]; L. A. Anchordoqui *et al.*, arXiv:1306.5021 [astro-ph.HE]; W. Winter, *Phys. Rev. D* **88**, 083007 (2013) [arXiv:1307.2793 [astro-ph.HE]].
- [5] B. Feldstein, A. Kusenko, S. Matsumoto and T. T. Yanagida, *Phys. Rev. D* **88**, 015004 (2013) [arXiv:1303.7320 [hep-ph]]; A. Esmaili and P. D. Serpico, *JCAP* **1311**, 054 (2013) [arXiv:1308.1105 [hep-ph]].
- [6] V. Barger and W. -Y. Keung, *Phys. Lett. B* **727**, 190 (2013) [arXiv:1305.6907 [hep-ph]].
- [7] P. Baerwald, M. Bustamante and W. Winter, *JCAP* **1210**, 020 (2012); S. Pakvasa, A. Joshipura and S. Mohanty, *Phys. Rev. Lett.* **110**, 171802 (2013).
- [8] A. S. Joshipura, S. Mohanty and S. Pakvasa, arXiv:1307.5712 [hep-ph].
- [9] For a review, see e.g., J. A. Formaggio and G. P. Zeller, *Rev. Mod. Phys.* **84**, 1307 (2012) [arXiv:1305.7513 [hep-ex]].
- [10] S. Glashow, *Phys. Rev.* **118**, 316 (1960).
- [11] R. Gandhi, C. Quigg, M. H. Reno and I. Sarcevic, *Astropart. Phys.* **5**, 81 (1996) [hep-ph/9512364].
- [12] K. O. Mikaelian and I. M. Zheleznykh, *Phys. Rev. D* **22**, 2122 (1980).
- [13] R. D. Ball *et al.*, *Nucl. Phys. B* **867**, 244 (2013) [arXiv:1207.1303 [hep-ph]]; <https://nnpdf.hepforge.org/>
- [14] F. D. Aaron *et al.* [H1 and ZEUS Collaboration], *JHEP* **1001**, 109 (2010) [arXiv:0911.0884 [hep-ex]].
- [15] A. Connolly, R. S. Thorne and D. Waters, *Phys. Rev. D* **83**, 113009 (2011) [arXiv:1102.0691 [hep-ph]].
- [16] A. Cooper-Sarkar, P. Mertsch and S. Sarkar, *JHEP* **1108**, 042 (2011) [arXiv:1106.3723 [hep-ph]].
- [17] A. Cooper-Sarkar [H1 and ZEUS Collaborations], arXiv:1012.1438 [hep-ph].
- [18] V. N. Gribov and L. N. Lipatov, *Sov. J. Nucl. Phys.* **15**, 438 (1972); L. N. Lipatov, *Sov. J. Nucl. Phys.* **20**, 94 (1975); G. Altarelli and G. Parisi, *Nucl. Phys. B* **126**, 298 (1977); Yu. L. Dokshitzer, *Sov. Phys. JETP* **46**, 641 (1977).
- [19] For a review, see F. Gelis, E. Iancu, J. Jalilian-Marian and R. Venugopalan, *Ann. Rev. Nucl. Part. Sci.* **60**, 463 (2010) [arXiv:1002.0333 [hep-ph]].
- [20] V. P. Goncalves and P. Hepp, *Phys. Rev. D* **83**, 014014 (2011) [arXiv:1011.2718 [hep-ph]]; V. P. Goncalves and D. R. Gratieri, arXiv:1307.1621 [hep-ph].
- [21] Y. S. Jeong and M. H. Reno, *Phys. Rev. D* **81**, 114012 (2010) [arXiv:1001.4175 [hep-ph]]; M. Gluck, P. Jimenez-Delgado and E. Reya, *Phys. Rev. D* **81**, 097501 (2010) [arXiv:1003.3168 [hep-ph]].
- [22] A. Bhattacharya, R. Gandhi, W. Rodejohann and A. Watanabe, *JCAP* **1110**, 017 (2011) [arXiv:1108.3163 [astro-ph.HE]]; arXiv:1209.2422 [hep-ph]; V. Barger, J. Learned and S. Pakvasa, arXiv:1207.4571 [astro-ph.HE].
- [23] R. Abbasi *et al.* [IceCube Collaboration], *Phys. Rev. D* **83**, 092003 (2011) [Erratum-ibid. *D* **84**, 079902 (2011)] [arXiv:1103.4250 [astro-ph.CO]].
- [24] S. Pakvasa, W. Rodejohann and T. J. Weiler, *JHEP* **0802**, 005 (2008) [arXiv:0711.4517 [hep-ph]]; S. Choubey and W. Rodejohann, *Phys. Rev. D* **80**, 113006 (2009) [arXiv:0909.1219 [hep-ph]].
- [25] R. Gandhi, C. Quigg, M. H. Reno and I. Sarcevic, *Phys. Rev. D* **58**, 093009 (1998) [hep-ph/9807264].
- [26] J. F. Beacom, P. Crotty and E. W. Kolb, *Phys. Rev. D* **66**, 021302 (2002) [astro-ph/0111482]; E. Bugaev, T. Montaruli, Y. Shlepin and I. A. Sokalski, *Astropart. Phys.* **21**, 491 (2004) [hep-ph/0312295]; S. I. Dutta, M. H. Reno and I. Sarcevic, *Phys. Rev. D* **66**, 077302 (2002) [hep-ph/0207344].
- [27] M. P. Kowalski, Ph.D. thesis, Humboldt-Universität zu Berlin (2004).
- [28] T. A. Gabriel, D. E. Groom, P. K. Job, N. V. Mokhov and G. R. Stevenson, *Nucl. Instrum. Meth. A* **338**, 336 (1994).
- [29] J. G. Learned and S. Pakvasa, *Astropart. Phys.* **3**, 267 (1995) [hep-ph/9405296].
- [30] <http://icecube.wisc.edu/icecube/static/reports/IceCubeDesignDoc.pdf>
- [31] R. Abbasi *et al.* [IceCube Collaboration], *Astropart. Phys.* **35**, 615 (2012) [arXiv:1109.6096 [astro-ph.IM]].
- [32] A. D. Martin, W. J. Stirling, R. S. Thorne and G. Watt, *Eur. Phys. J. C* **63**, 189 (2009) [arXiv:0901.0002 [hep-ph]]; <https://mstwpdf.hepforge.org/code/code.html>
- [33] K. Agashe, A. E. Blechman and F. Petriello, *Phys. Rev. D* **74**, 053011 (2006) [hep-ph/0606021].
- [34] R. Abbasi *et al.* [IceCube Collaboration], *Phys. Rev. D* **84**, 082001 (2011) [arXiv:1104.5187 [astro-ph.HE]].
- [35] R. Abbasi *et al.* [IceCube Collaboration], *Phys. Rev. D* **86**, 022005 (2012) [arXiv:1202.4564 [astro-ph.HE]].