

Fractal-cluster theory and thermodynamic principles of the control and analysis for the self-organizing systems

V.T. Volov

Physical Department, Samara State University of Railway Transport,

Samara, Russia, e-mail: vtvolov@mail.ru

(Dated: March 20, 2018)

The theory of resource distribution in self-organizing systems on the basis of the fractal-cluster method has been presented. This theory consists of two parts: determined and probable. The first part includes the static and dynamic criteria, the fractal-cluster dynamic equations which are based on the fractal-cluster correlations and Fibonacci's range characteristics. The second part of the one includes the foundations of the probable characteristics of the fractal-cluster system. This part includes the dynamic equations of the probable evolution of these systems. By using the numerical researches of these equations for the stationary case the random state field of the one in the phase space of the D , H , F criteria have been obtained. For the socio-economical and biological systems this theory has been tested.

Contents

I. Introduction	2
II. Determined fractal-cluster theory	4
A. Dynamic equations of the self-organizing system	7
B. Entropic-cluster method of analysis and management for self-organizing systems	8
C. Fractal-cluster criteria of the resource distribution control effectiveness	13
D. Analysis of the static and dynamic stability of the self-organizing system	15
III. Foundations of probable fractal-cluster theory	20
IV. Applications of the fractal-cluster theory for the resource distribution controlling in the socio-economical and biological systems	24
A. Economic systems	27

B. Biological organisms	30
V. Conclusions	31
References	35

I. INTRODUCTION

During the last few decades the mathematical modeling methods of physical systems have been actively used for the description of the different systems of non-physical nature, for example, socio-economical systems. On the boundary of such scientific areas as statistic physics, random processes theory, nonlinear dynamics on the one hand and macro-and microeconomics on the other hand there has been created a new interdisciplinary scientific area which has received the name “econophysics” [1]. The term “econophysics” had been suggested by an American physicist, H. Stanley, in 1995 for integration of numeral researches which used typical physical methods for the solution of social and economic tests [2].

Obviously the first attempt of the physical method modeling using the economic processes we can assume a research of the French mathemation L. Bachelier [3]. L. Bachelier made an attempt to descute the financial range dynamics by using an analogy with random physical processus – Brownian movement. Later in 1965 B. Mandelbrot revealed that financial range dynamics is absolutely the same for small and large time dimensions [4]. This quality B. Mandelbrot named “self-similarity” and objects have the same quality – “a fractal”. Physics models which have been applied in sociology and economics include the kinetic theory of gas, ferromagnetics, percolation models, chaotic dynamics models and other. Moreover, there have been attempts to use the mathematical theory of complexity and information theory. Since socio-economic phenomena are the result of the interaction among many heterogeneous objects, there is an analogy with statistical mechanics and thermodynamics. There are also attempts to use the physical ideas from such areas as fluid dynamics, classical and quantum mechanics and the path integral formulation of statistical mechanics.

This article has been divided to one more econophysic direction research which the author began in 1998. This scientific direction has been named – “the fractal-cluster theory

of resource distribution in complex self-organizing systems". This theory is the certain compromise between H. Hacken and I. Prigogin's methods of self-organizing system behavior description. The fractal-cluster theory is an effective sample of the non-equilibrium thermodynamics and fractal analysis adaptation for the non-physical nature system class. The basis of the analysis and control of self-organizing systems (SOS) which is assumed in the present research are non-equilibrium thermodynamics in its informational interpretation and the fractal-cluster correlations [5, 6].

Long years of statistical researches [5] made it possible to prove that any complex systems which passed an evolutionary way of a development (biological organisms) or had been produced by numerous specialists from other spheres (technological, machine-man systems etc.) always have five major needs. These system needs will be named "clusters". They are energy (S_e), transport (S_{tr}), technological (S_t), ecological (S_e) and informational (S_i) clusters which have certain (ideal) values, expressed as a percentage or fraction of the whole for the extensive system parameter (time, money, weight, etc.). For the energy cluster, this value is 38%, transport – 27%, ecological – 16%, technological – 13%, informational – 6% (Fig. 1). Each of the five clusters has five subclusters, for example: in the energy cluster – the energy support for the energy system itself, energy support for transport, ecology, technology, information, etc. The other subclusters are respectively divided into five subclusters at the next level. To analyze the functioning of biological, technical and anthropogenic systems, the second or third level of *SOS* is generally enough. Such clustering [5] allows us to realize the evaluation the self-organizing system. However, the theory or mathematical models based on fractal-cluster correlations (FCC) have not been developed so far. The same complex systems which can be divided into five clusters (an energetical, transport, ecological, technological and informational supporting) will be named "an organism". Any level complex system which cannot be divided into five ones is not an organism.

There are five direct proofs of validity of a complex system fractal-cluster structuring which are based on:

- 1) experimental data plus mathematical statistics [5];
- 2) thermodynamics (thermodynamics of steady states) and theoretical aerohydrodynamics (it has been obtained the theoretical value of the transport cluster (V. Volov, [7])).

Also we have the certain evidence hierarchical structuring of complex systems in theory

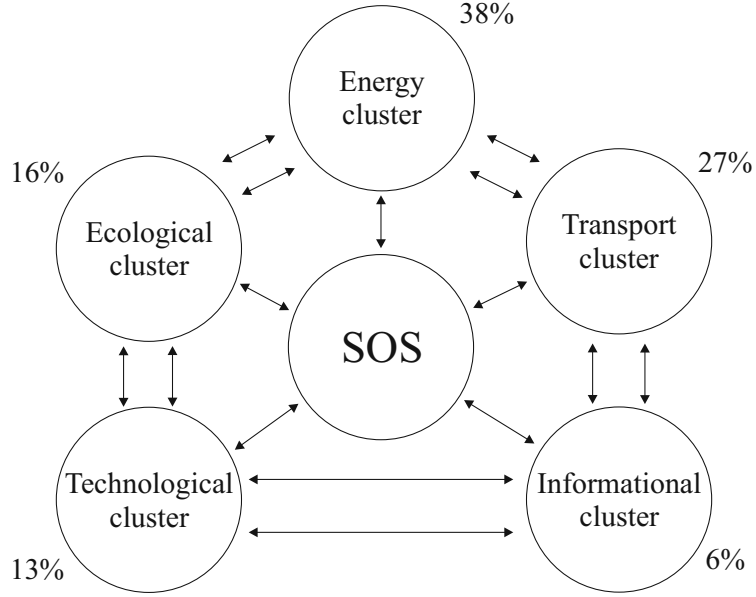


Figure 1: Fractal-cluster scheme of the self-organizing system (one-dimensional case).

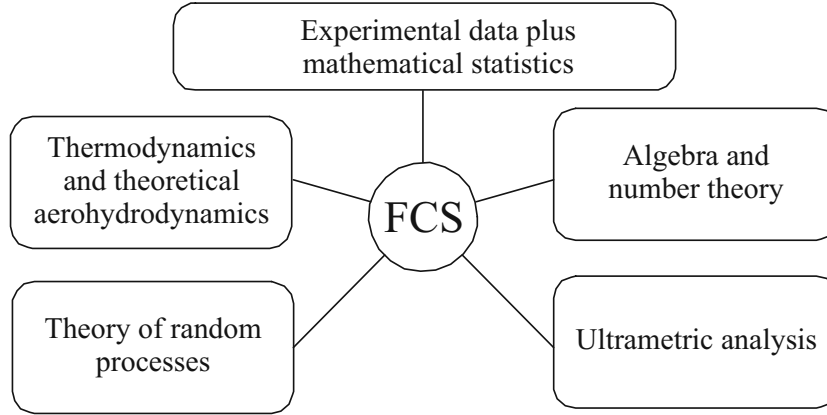


Figure 2: Fractal-cluster structuring of a complex system.

of random processes algebra and number theory:

- 3) theory of random processes [8, 9];
- 4) number theory (the unite expansion to chain fractions) and algebra (“The Golden Section” $x = \frac{1+\sqrt{5}}{2} = 1 + H_0$, where $H_0 = 0.618$) [9–11] ;
- 5) ultrametric approach to complex system modeling [13].

II. DETERMINED FRACTAL-CLUSTER THEORY

The aim of this study is to work out a theory of structural analysis and control of complex systems based on the synthesis of FCC and non-equilibrium thermodynamics.

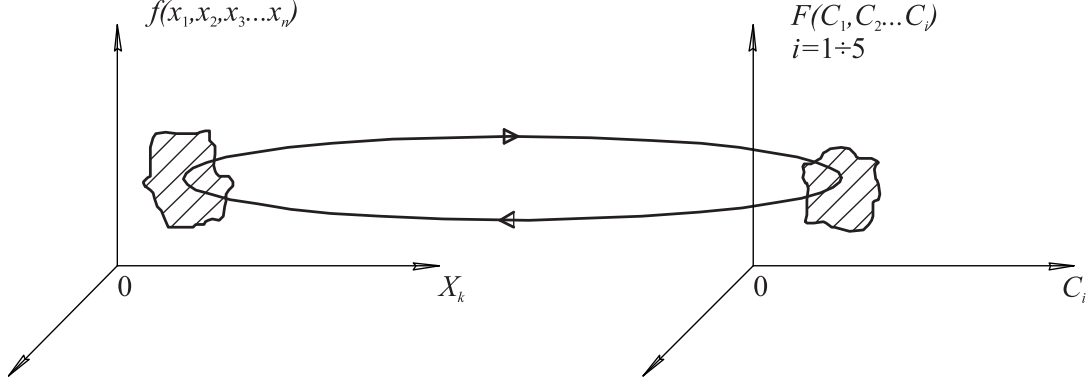


Figure 3: Scheme of transfer from the physical space of the resources into the fractal-cluster space.

The resource distribution researching in SOS is based on the fractal-cluster approach, and shows that the researched object is not decomposed, but is a “black box”, which corresponds to the principles and methodology of thermodynamics. In the physical space the real object has the resources X_i , necessary for its functioning, and the results of its activities.

Upon transfer from the physical space of the external variable in the five-dimensional fractal-cluster space, the decomposition and classification of information about the object resources have been accomplished on Fig. 3, i.e., the fractal-cluster structurization of the information about the necessary resources for SOS (energy, transport, ecological, technological and informational supporting). The universal thermodynamic apparatus in its informational interpretation is convenient to use in this case.

The laws and theorems of thermodynamics make it possible to analyze the stability and the resource distributional efficiency of SOS, without additional empirical information.

The SOS fractal-cluster criteria are defined in a nontrivial way by the construction of a fractal-cluster model (FCM). In the fractal-cluster space (Fig. 2), the cluster values $\{C_i\}$ and subclusters of any level are a positive value: $C_i > 0$.

The permissible cluster value scope is defined as follows:

$$R_C \in R_C^{add} = \begin{cases} 0 < C_i < a_i, \\ 0 < C_{ij} < b_{ij}, \\ \dots \\ 0 < C_{ij\dots n} < d_{ij\dots n}, \\ \sum_{i=1}^5 \sum_{j=1}^5 \dots \sum_{n=1}^5 \overline{C}_{ijm\dots n} = 1, \end{cases} \quad (1)$$

where $a, b, \dots, d_{ij\dots n} > 0$, $\overline{C}_{ijm\dots n} = \frac{C_{ijm\dots n}}{C_\Sigma}$, $C_\Sigma = \sum_{i=1}^5 \sum_{j=1}^5 \dots \sum_{n=1}^5 C_{ijm\dots n}$.

The sum of all resources structured in the clusters is:

$$C_i = \sum_{k=1}^n r_{ik} \cdot \beta_k; \sum C_i = \sum_{i=1}^5 \sum_{k=1}^n r_{ik} \cdot \beta_k = B \quad \text{or} \quad \sum_{i=1}^5 \vec{r}_i \cdot \vec{\beta} = \sum_{i=1}^5 \sum_{k=1}^n r_{ik} \cdot \beta_k = B, \quad (2)$$

where C_i is the sum of the different resources assigned to the i -cluster, $\vec{\beta}$ is a ratio vector of the respective resource units, B is a total system resource, r_{ik} is a share of the resources belonging to the i -cluster.

The proposed theory is based on:

- 1) the axiom of the FCC universality (five-cluster structuring of SOS resource needs);
- 2) the assumption that clusters $\{\overline{C}_i\}$ and subclusters of any level $\{\overline{C}_{ij}\}, \{\overline{C}_{ijk}\} \dots \{\overline{C}_{ij\dots m}\}$ cannot take zero value: $\overline{C}_i > 0, \overline{C}_{ij} > 0, \dots \overline{C}_{ij\dots m} > 0$;
- 3) the assumption that the SOS effective area in the physical space also corresponds to the effective functioning in the fractal-cluster space;
- 4) the admission of the passive nature system controlling (passive model). However, the of the control correction, i.e., feedback, takes place before a new stage in the system's transformation. Thus, here is a model with delayed feedback.

The task of the resource distributional control can generally be formulated as follows: $|u - u^{stab}| \rightarrow \min$, where u is a controlling function, u^{stab} is a stable resource distribution in the system, obtained on the basis of information and thermodynamic methods (defined below).

The presented fractal-cluster theory includes:

- 1) V.P. Burdakov's fractal-cluster correlation (FCC) [5],
- 2) the dynamical equations for the fractal-cluster system's evolution [6],
- 3) the fractal-cluster criteria for the system's control efficiency [5, 13],
- 4) analysis of the complex self-organizing system's stability [5, 13].

A. Dynamic equations of the self-organizing system

The fractal-cluster system controlling can be discribed by evolutionary equations:

$$\overline{C}_{i\dots k}(t) = F_{i\dots k}(\overline{C}_{i\dots k}^0, f_{i\dots k}(t)), \quad (3)$$

where $F_{i\dots k}$ are given functions, $f_{i\dots k}(t)$ are control functions, $\overline{C}_{i\dots k} = C_{i\dots k}^0(t)$. The right part (3) of are equation the following conditions:

$$\lim_{t \rightarrow \infty} F_{i\dots k}(\overline{C}_{i\dots k}, f_{i\dots k}(t)) = \overline{C}_{i\dots k}^{ideal}, \quad (4)$$

where $\overline{C}_{i\dots n}^{id}$ are subcluster values;

$$F_{i\dots k}(\overline{C}_{i\dots n}^0, f_{i\dots k}(t)) = \overline{C}_{i\dots k}^0, \quad (5)$$

$$\sum_{i=1}^5 \dots \sum_{k=1}^5 F_{i\dots k}(\overline{C}_{i\dots k}^0, f_{i\dots k}(t)) = 1. \quad (6)$$

We consider the followiong simple structure of the equations (3) which satisfy the conditions (4)–(6) [13, 14].

$$\begin{cases} \overline{C}_i(\bar{t}) = \overline{C}_i^0 + u_i(\varepsilon_i, \bar{t}) \cdot \overline{C}_i^0, \\ \overline{C}_{ij}(\bar{t}) = \overline{C}_{ij}^0 + u_{ij}(\varepsilon_{ij}, \bar{t}) \cdot \overline{C}_{ij}^0, \\ \overline{C}_{ijm}(\bar{t}) = \overline{C}_{ijm}^0 + u_{ijm}(\varepsilon_{ijm}, \bar{t}) \cdot \overline{C}_{ijm}^0, \\ \dots \\ \overline{C}_{ijm\dots n}(\bar{t}) = \overline{C}_{ijm\dots n}^0 + u_{ijm\dots n}(\varepsilon_{ijm\dots n}, \bar{t}) \cdot \overline{C}_{ijm\dots n}^0 \end{cases} \quad (7)$$

at $0 \leq \bar{t} \leq 1$, where $\bar{t} = \frac{t}{t_{end}}$, t_{end} is end time of SOS management, where

$$\begin{cases} u_i = \varepsilon_i f_i(t), \\ u_{ij} = \varepsilon_{ij} f_{ij}(t), \\ u_{ijm} = \varepsilon_{ijm} f_{ijm}(t), \\ \dots \\ u_{ijm\dots n} = \varepsilon_{ijm\dots n} f_{ijm\dots n}(t), \end{cases} \quad (8)$$

where

$$\left\{ \begin{array}{l} \varepsilon_i = \left(\frac{C_i^{id}}{C_i^0} - 1 \right) f_i(t), \\ \varepsilon_{ij} = \left(\frac{C_{ij}^{id}}{C_{ij}^0} - 1 \right) f_{ij}(t), \\ \varepsilon_{ijm} = \left(\frac{C_{ijm}^{id}}{C_{ijm}^0} - 1 \right) f_{ijm}(t), \\ \dots \\ \varepsilon_{ijm\dots n} = \left(\frac{C_{ijm\dots n}^{id}}{C_{ijm\dots n}^0} - 1 \right) f_{ijm\dots n}(t) \end{array} \right.$$

and

$$\begin{aligned} f_i(0) &= f_{ijm\dots n}(0) = 0, \\ f_i(1) &= f_{ij}(1) \dots f_{ijm\dots n}(1) = 1. \end{aligned}$$

Here u_i , u_{ij} , u_{ijm} , $u_{ijm\dots n}$ are controlling functions for clusters and subclusters of the first, second and $(n-1)$ levels, \overline{C}_{ij}^{id} , $\overline{C}_{ijm}^{id} \dots \overline{C}_{ijm\dots n}^{id}$ are ideal relative subcluster's values of the first, second, ..., $(n-1)$ levels, and \overline{C}_{ij}^0 , $\overline{C}_{ijm}^0, \dots, \overline{C}_{ijm\dots n}^0$ are initial relative respective subclusters values, we assume that $f_i(t) = f_{ij}(t) = \dots = f_{i\dots k}(t) = f(t)$, where $f(t)$ is a monotonous differentiable function $0 \leq f(t) \leq 1$, whose form is either given or found from the additional stability conditions. Equation (7) is an analogue of the conservation law for the fractal-cluster system.

B. Entropic-cluster method of analysis and management for self-organizing systems

The control optimizational methods which have been proposed in [9–11] are based on intuitive or rigidly formalized concepts and analogies. In connection with the above, it is logical to formulate a criterion for the matrix FCC control efficiency on the basis of fundamental principles of stable states thermodynamics.

Let us consider the matrix of FCC ideal states (two-dimensional case $N = 2$) (Table I).

The first row and the first column resources of an ideal matrix give quantitative information about the overall share of system energy resources, which is 0.615, this being the major determinant of the system's functioning effectiveness:

j	C_j^{id}	C_{1j}^{id}	C_{2j}^{id}	C_{3j}^{id}	C_{4j}^{id}	C_{5j}^{id}
1	0.38	0.144	0.1026	0.0608	0.0494	0.0228
2	0.27	0.1026	0.0729	0.0432	0.0351	0.0162
3	0.16	0.0608	0.0432	0.0256	0.0208	0.0096
4	0.13	0.0494	0.0351	0.208	0.0169	0.078
5	0.06	0.0228	0.0169	0.096	0.078	0.0036

Table I: Table of the ideal cluster values.

$$\overline{C}_{\Sigma}^{energy} = \sum_{j=1}^5 \overline{C}_{1j} + \sum_{i=2}^5 \overline{C}_{i1} \approx 0.615. \quad (9)$$

This number is very close to the so-called “Golden section” of $H_0 \approx 0.618$ known from numerous publications as the basis of beauty and harmony in both natural and anthropogenic phenomena [10].

The fractal-cluster matrix (FCM) $\{\overline{C}_{ij}\}$ carries information about the energy state of the researched system. In connection with the above, it seems appropriate to use an entropic approach to the fractal-cluster system’s control analysis.

The relationship between elements of FCM and the information entropy H allows us to find a criterion for FCM controlling for the purpose of optimal evolution from the nonideal state of the system (non-ideal FCM) into the perfect condition – (ideal FCM), so that, the sum of FCM elements of the first column and the first row (9) goes into their ideal value, that is, the “Golden section” entropy value is achieved

$$H = \sum_{j=1}^5 \overline{C}_{1j} + \sum_{i=2}^5 \overline{C}_{i1} \Rightarrow u_{ij} \Rightarrow \sum_{j=1}^5 \overline{C}_{1j}^{ideal} + \sum_{i=2}^5 \overline{C}_{i1}^{ideal} = H_0 \approx 0.618. \quad (10)$$

For the n -levels of FCM conditional fractal-cluster entropy has the following view:

$$H(n) = C_1 + \sum_{i=2}^5 \left(\sum_{j_1=1}^5 \dots \sum_{j_{n-2}=1}^5 C_{ij_1 \dots j_{n-2} 1} \right), \quad (11)$$

where n is the level number ($n > 2$).

Thus, we introduce the SOS conditional entropy (or quasientropy) hypothesis of defining (10), based on a generalization of experimental data on the evaluating systems [5] and the FCM structure.

The proposed expression of the fractal-cluster entropy is, in terms of value the share of the system total resources used to satisfy its all energy needs. The structure of the FCM complex system is a fractal. Any elements of the one are chains of repeating subclusters, self-similar in their structure. As it is known, a fractal image is obtained by the iterative processes [4]. The elementary iterative process is Fibonacci numbers.

It turned out that the key to the FCM controlling is the famous Fibonacci numbers range $\{U_n\} = \{0, 1, 1, 2, 3, 5, 8, 13, \dots\}$, in which each successive number is the sum of the previous two. A remarkable property of Fibonacci numbers is that with numbers increasing the ratio of two adjacent numbers is asymptotically close to the exact proportion of the “Golden section” [15, 16]:

$$\lim_{n \rightarrow \infty} \frac{U_n}{U_{n+1}} = H_0 \approx 0.618. \quad (12)$$

In connection with the above, there is a hypothesis about the optimal management of FCM by means of the Fibonacci numbers. To control FCM the approximation of the Fibonacci numbers iterations [18] is used. Here iteration corresponds to time intervals that are multiple to the period of fluctuations entropy, i.e. the approximation of the Fibonacci numbers iterations is a template for the matrix management (Fig. 4) $\{u_{ij}\}$.

The beginning control of the cluster evolution and the end of the ones are realized at the same time $\bar{t}_{ij}^0 = \bar{t}_{ji}^0 = \text{const}$ and $\bar{t}_{ij}^{fin} = \bar{t}_{ji}^{fin} = \text{const}$. It takes the form:

$$u_{ij} = \left(\frac{\bar{C}_{ij}^{id}}{\bar{C}_{ij}^0} - 1 \right) \cdot f(\bar{t} - \bar{t}_0). \quad (13)$$

Function $f(\bar{t} - \bar{t}_0)$ satisfies the conditions (8).

Approximation of Fibonacci numbers iterations (Fig. 4b) gives the following expression:

$$f(\bar{t} - \bar{t}_0) = \frac{H}{H_0} = 1 + H_0 \cdot \exp(-\alpha(\bar{t} - \bar{t}_0)) \times \cos(\pi(\bar{t} - \bar{t}_0) + \varphi_0), \quad \bar{t}_{ij}^{fin} = \bar{t}_{ji}^{fin} = \text{const}_2 \quad (14)$$

at the initial stage $\varphi_0 = 0$, $H_0 = 0.618$, $\alpha = 1,05$, $\bar{t}_0 = 1$. The expression (14) fails to satisfy the initial conditions at $\bar{t} = t_0$. To satisfy the second boundary condition we introduce a new control function u^* at the time interval from zero to some t :

$$u^*(\bar{t} - \bar{t}_0) = 1 - \exp(-\beta(\bar{t} - \bar{t}_0)), \quad (15)$$

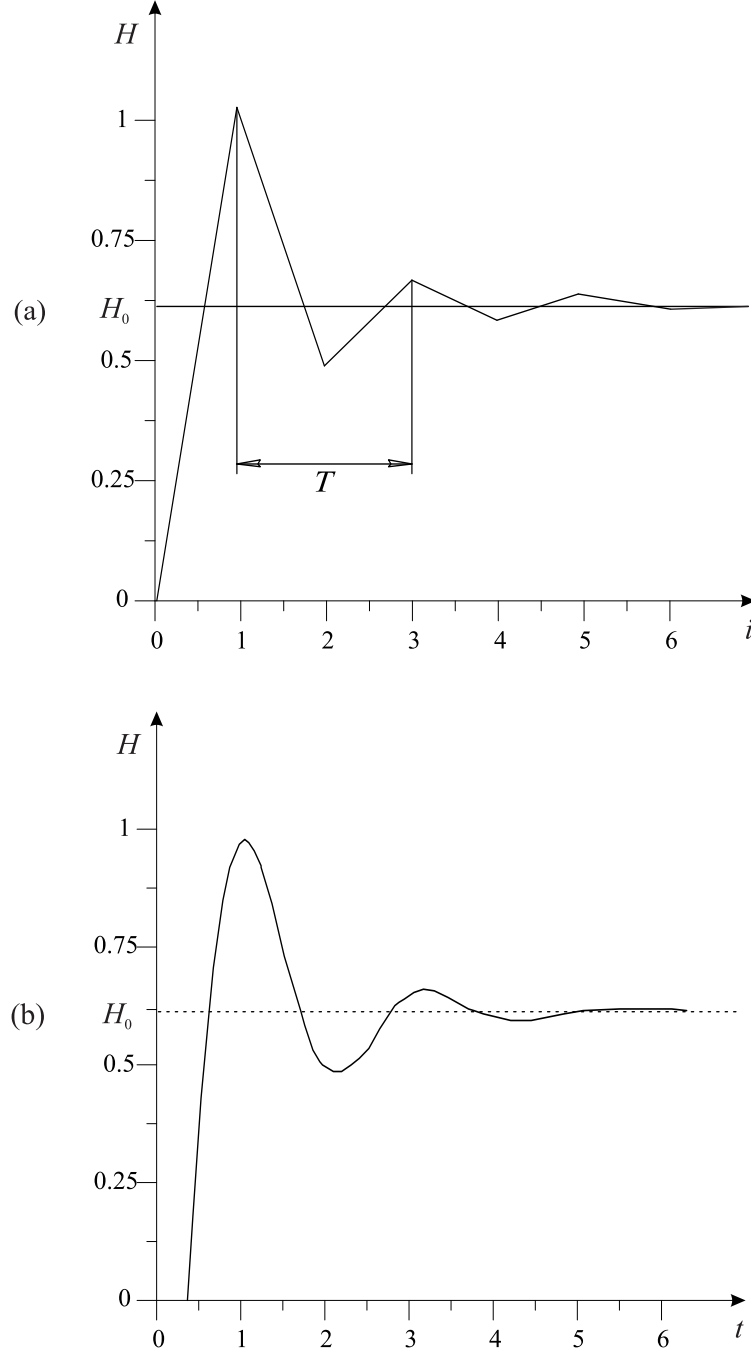


Figure 4: Iteration of Fibonacci numbers: i is an iteration number, $T = 2$ is a period, $H_0 \approx 0.618$ is the “Golden section” (a); the approximation of Fibonacci number’s iterations (b).

and make sewing of solutions for $U(\bar{t} - \bar{t}_0)$ we receive:

$$\begin{cases} u_1^*(\bar{t} - \bar{t}_0) = f(\bar{t} - \bar{t}_0), \\ (u^*(\bar{t} - \bar{t}_0))' = f'(\bar{t} - \bar{t}_0), \end{cases} \quad \text{at } \bar{t} = \bar{t}_{sewing}. \quad (16)$$

It is evident that the control $u^*(\bar{t} - \bar{t}_0)$ satisfies condition (8) at $\bar{t} = \bar{t}_0$. After simple

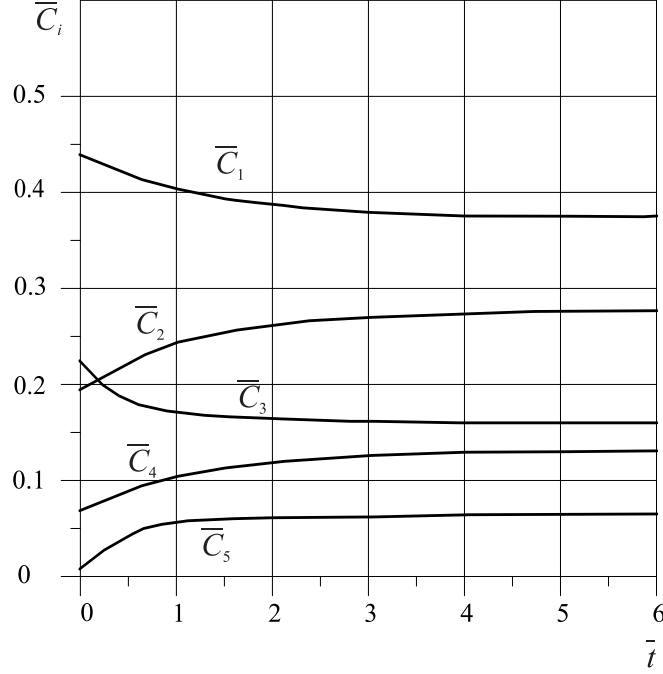


Figure 5: Evolution of *SOS* clusters according to Fibonacci numbers and condition of the sewing (15).

transformations we get a system of the transcendental equations:

$$\left\{ \begin{array}{l} \beta = \alpha - \frac{\log(-H_0 \cos(\pi(\bar{t}_{sewing} - \bar{t}_0)))}{\bar{t}_{sewing} - \bar{t}_0} \\ \ln\left(-\frac{1}{H_0 \cos(\pi(\bar{t}_{sewing} - \bar{t}_0))}\right) = tg(\pi(\bar{t}_{sewing} - \bar{t}_0)) \end{array} \right., \quad (17)$$

where $\cos(\pi(\bar{t}_{sewing} - \bar{t}_0))_0 < 0$. Numerically the index β is determined from the equations (17) the value of t_{sewing} and it turned out that $\bar{t} - \bar{t}_0 \approx 1.19$; $\beta \cong 1.53$.

Fig. 5 shows the evolution of clusters controlled by (14,15). As seen from Fig. 4, these are stable (convex trajectory H , $\frac{d^2 H}{dt^2} < 0$) and unstable (concave trajectory H , $\frac{d^2 H}{dt^2} > 0$), corresponding to the obtained entropy-cluster solution which is based on the Fibonacci numbers. In this connection the following hypothesis was suggested: if the structural waves of low intensity then the regimes where $\Delta H \ll H_0$, $\frac{dP}{dt} > 0$ is a mode of functional instability, which is an attribute of any developing self-organizing system. In the unstable regimes $\left(\frac{d^2 H}{dt^2} > 0 \text{ and } \Delta H \sim H_0\right)$ there exists an anomalous structural instability, which means these is a serious crisis of structural processes in SOS.

C. Fractal-cluster criteria of the resource distribution control effectiveness

To assess SOS management in terms of the proposed approach, it is necessary to develop static and dynamical criteria for its effective control and state of the one. The above proposed criterion of conditional fractal-cluster entropy H (10) can be attributed to static criteria. In addition, the criteria of full effectiveness η^Σ , proposed in [5], can be treated as static criteria of *SOS* effectiveness. Full effectiveness η^Σ of SOS consists of the minimum ration $\frac{C_i}{C_i^{ideal}}$ so named the Libih's barrel [5]:

$$\eta^\Sigma = \min_i \left(\frac{C_i}{C_i^{ideal}} \right). \quad (18)$$

The fractal-cluster free energy F is determined in the following way:

$$F = C_1 - H. \quad (19)$$

But these criteria (H, η^Σ, F) are not sensitive enough. To determine a highly sensitive criterion of the fractal-cluster matrix control effectiveness, the F.Hausdorff's approach was used. In contrast to the purely fractal structures, the fractal-cluster n -dimensional FCM substantially differs from the geometrical fractal structures, as the quantitative distribution in subclusters of any level may differ from the ideal distribution and thus the system quality changes. However, redistribution in clusters and subclusters of any level follows closely obeys to the conservation law (6).

Therefore the following algorithm to determine the highly sensitive criterion of the fractal-cluster n -dimensional matrix effectiveness has been proposed. The fractal-cluster criterion of the resource distribution effectiveness is determined by the formula:

$$D = \frac{\log \sum_{i=1}^5 \sum_{j=1}^5 \sum_{k=1}^5 \dots \sum_{m=1}^5 \delta_{ijk\dots m}^*}{\log N}, \quad (20)$$

where N is a total number of clusters and subclusters. Besides, unlike F. Hausdorff's dimension, the fractal-cluster dimension (FCD) – as a dimension can take negative values.

In formula (20) values $\delta_i^*, \dots, \delta_{ijk\dots m}^*$ are calculated by the relations:

$$\delta_{ijk\dots m}^* = 1 - \sqrt{\left(\frac{\overline{C}_{ijk\dots m}^{ideal}}{\overline{C}_{ijk\dots m}} - 1 \right)^2}. \quad (21)$$

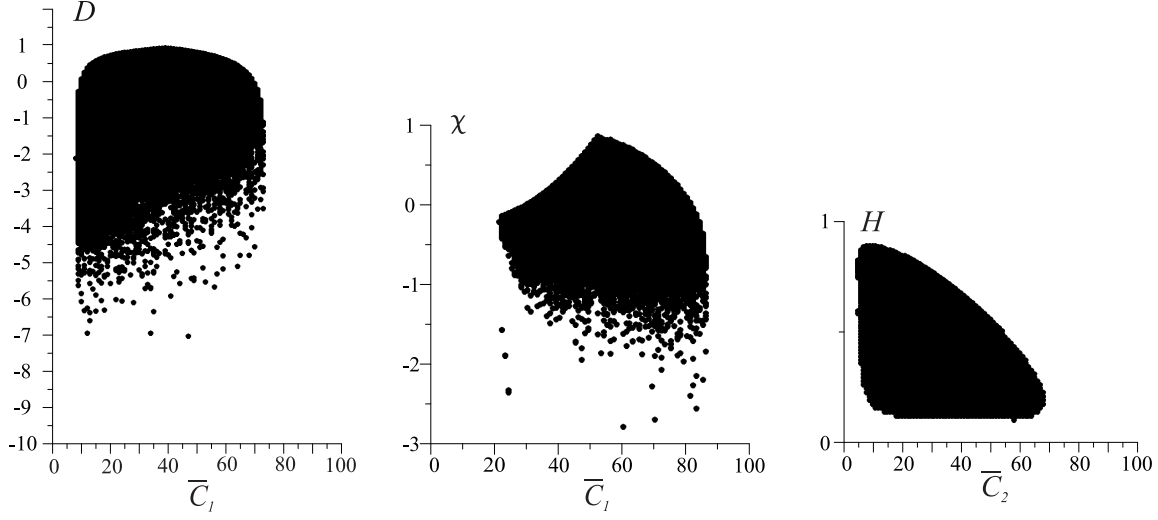


Figure 6: The range of possible values D and χ , the range of conditional entropy H allowable values for cluster \overline{C}_2 .

To determine the management effectiveness, a mixed criterion of self-organizing system functioning is proposed:

$$\chi = \frac{H \cdot D \cdot \eta^\Sigma}{H_0 \cdot D^{max}}. \quad (22)$$

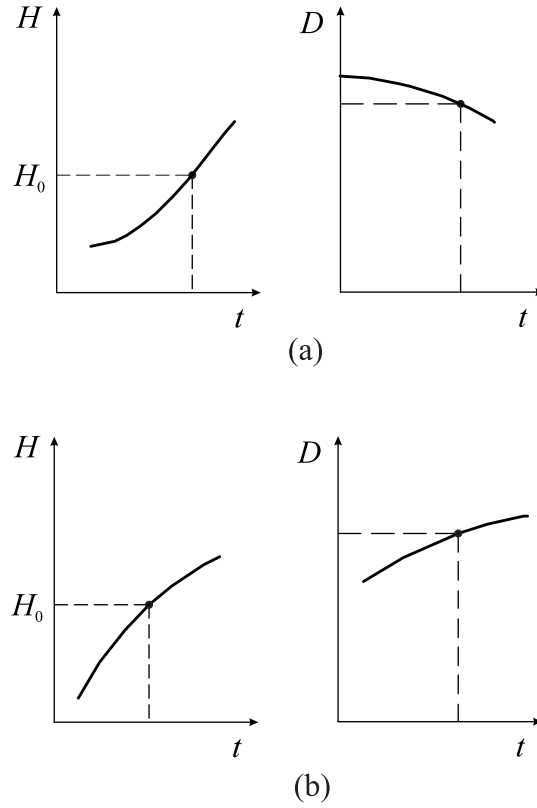
Unlike entropy H , full effectiveness η^Σ , free energy F and D -criterion χ is a very sensitive indicator of varying FCM values (Fig. 6) The area outside the boundary (hatched area) is a non-functional state of system controlling. Fig. 6 shows that in the sector of negative values of D and χ , at the boundary of the system, we have the destruction of the space continuity where intensive FCM parameters can vary. This phenomenon can be interpreted as the boundary where irreversible damage of SOS control appears.

The criteria H , D , η^Σ , χ make it possible to determine the necessary and sufficient conditions of optimal resource distribution in SOS in a static state (Table II).

In Fig. 7 has an example of the sufficient and necessary conditions been presented. From these figures it is clear that the point H_0 on the entropy trend (on the left Fig. 7a)) is unstable state of the FCM evolution controlling and the point H_0 on the entropy trend (on the left Fig. 7b)) is the stable state of the one.

Necessary conditions of economic system optimal state	Sufficient conditions of economic system optimal state	Notes
$H \rightarrow H_0$, or $H^* = H - H_0 \rightarrow 0$	$D \rightarrow D^{max}$	There is complete information on SOS (accurate estimate)
$H \rightarrow H_0$, or $H^* \rightarrow 0$	$\eta^\Sigma \rightarrow 1$	There is no complete information on SOS (rough estimate)

Table II: Necessary and sufficient conditions of SOS optimal state.

Figure 7: Changing of the fractal-cluster's criteria in time: a negative state and transformation of *SOS* (a); a positive state and transformation of *SOS* (b).

D. Analysis of the static and dynamic stability of the self-organizing system

Using the results and the basic provisions of structure thermodynamics [6] and of nonlinear non-equilibrium fluctuation-dissipation thermodynamics [19], the stability of complex self-developing systems has been analyzed.

We consider clusters $\{\overline{C}_i\}$ and subclusters $\{\overline{C}_{ij}\}$, components of SOS, as random

internal parameters $C_i(t)$, $C_{ij}(t)$ changing in a fluctuational manner. If the system is isolated, the fractal-cluster entropy $H(\{\overline{C}_{ij}\})$ does not decrease with time. However, as shown in [20], the fluctuational component of the information (conditional) entropy $H(\overline{C}_{ij}(t))$ may decrease by an amount not exceeding k (k is Boltzmann constant).

$$\sqrt{(\delta H(\overline{C}_{ij}(t)))^2} < k. \quad (23)$$

Expression (22) represents micro disturbance of the Second law of thermodynamics for *SOS*.

The subclusters average values at some interval of time τ are:

$$\sum_{j=1}^5 \langle \overline{C}_{ij} \rangle = \left\langle \sum_{j=1}^5 \overline{C}_{ij} \right\rangle = \int_0^\tau \overline{C}_{ij}(t) \frac{dt}{\tau}. \quad (24)$$

The conditional entropy $H(A(t))$ FCC in the case of asymmetric FCM is the following:

$$H(A(t)) = \left\langle \overline{C}_1 + \sum_{j=2}^5 \overline{C}_{ij} \right\rangle = \langle \overline{C}_1 \rangle + \sum_{j=2}^5 \langle \overline{C}_{ij} \rangle, \quad (25)$$

where $A(t)$ is an average internal parameter, $A(t)$ is a sign of averaging over a certain interval of time τ which is much less than evolution time T from the initial state $\{\overline{C}_{ij}^0\}$ to the final (ideal) system state $\{\overline{C}_{ij}\}^{fin(ideal)}$:

$$\tau \ll T \quad \langle \overline{C}_{ij}^0 \rangle \Rightarrow \langle \overline{C}_{ij} \rangle^{fin(ideal)}. \quad (26)$$

In the symmetric case, subclusters $\langle \overline{C}_{ij} \rangle$ are determined by the correlations:

$$\langle \overline{C}_{ij} \rangle = \langle \overline{C}_{ji} \rangle \text{ and } \langle \overline{C}_{ij} \rangle = \langle \overline{C}_i \rangle \cdot \langle \overline{C}_j \rangle, \text{ i.e. } \langle \overline{C}_{ij} \rangle = \langle C_i \rangle^2. \quad (27)$$

The conditional entropy in this case is:

$$H = 2 \langle \overline{C}_1 \rangle - \langle \overline{C}_1 \rangle^2. \quad (28)$$

In accordance with the criterion of thermodynamic stability [21] the second differential of the conditional entropy H for the symmetric case is defined in the following way:

$$\delta^2 H = \frac{\partial^2 H}{\partial \langle \overline{C}_1 \rangle^2} (\delta \langle \overline{C}_1 \rangle)^2 = -2 (\delta \langle \overline{C}_1 \rangle)^2 \leq 0. \quad (29)$$

Thus, for states close to thermodynamic equilibrium in the symmetric case FCM, the second differential of the entropy $\delta^2 H$ is negative, i.e., SOS is stable. The loss of stability limit for symmetrical FCM is realized only when $\delta \langle \overline{C}_1 \rangle = 0$, that is, in the complete absence of fluctuations in energy cluster $\langle \overline{C}_1 \rangle$.

In all other cases of symmetrical FCM in states close to the branch of the thermodynamic equilibrium the stability criterion is satisfied: $\delta^2 H < 0$.

In the case of asymmetrical FCM the second differential of the conditional entropy has the form:

$$\begin{aligned} \delta^2 H (\langle \overline{C}_1 \rangle, \langle \overline{C}_{21} \rangle, \langle \overline{C}_{22} \rangle, \langle \overline{C}_{23} \rangle, \langle \overline{C}_{24} \rangle) = \\ \frac{\partial^2 H}{\partial \langle \overline{C}_1 \rangle^2} (\delta \overline{C}_1)^2 + \sum_{j=2}^5 \frac{\partial^2 H}{\partial C_{j1}^2} (\delta \langle \overline{C}_{j1} \rangle)^2 + 2 \frac{\partial}{\partial \langle \overline{C}_1 \rangle} \sum_{j=2}^5 \left(\frac{\partial H}{\partial \langle \overline{C}_{j1} \rangle} \cdot \delta \langle \overline{C}_{j1} \rangle \right) (\delta \langle \overline{C}_1 \rangle) + \\ + 2 \sum_{j=2}^5 \sum_{i>j}^5 \frac{\partial^2 H}{\partial \langle \overline{C}_{i1} \rangle \partial \langle \overline{C}_{j1} \rangle} \delta \langle \overline{C}_{i1} \rangle \delta \langle \overline{C}_{j1} \rangle. \end{aligned} \quad (30)$$

In the case of independence of energy clusters $\langle \overline{C}_1 \rangle$ and energy subclusters $\langle \overline{C}_{12} \rangle$, $\langle \overline{C}_{13} \rangle$, $\langle \overline{C}_{14} \rangle$ and $\langle \overline{C}_{15} \rangle$, the second differential of conditional entropy $\delta^2 H$ is determined as follows:

$$\delta^2 H = 0, \quad (31)$$

that is, even in the presence of fluctuations, neutral stability of the complex system's evolution occurs.

In the case of linear dependence $\langle \overline{C}_1 \rangle$ and energy clusters $\langle \overline{C}_{12} \rangle$, $\langle \overline{C}_{13} \rangle$, $\langle \overline{C}_{14} \rangle$, $\langle \overline{C}_{15} \rangle$ neutral stability also occurs.

In the case of nonlinear dependence of subclusters $\{\langle \overline{C}_{ij} \rangle\}$ ($i > 1$) from the energy cluster, there may appear both stable and unstable regimes of the fractal-cluster matrix FCM evolution, i.e.:

$$\delta^2 H \begin{cases} < 0 - \text{stable regime,} \\ = 0 - \text{neutral stability,} \\ > 0 - \text{unstable regime.} \end{cases} \quad (32)$$

The analysis of a complex system structural stability given above which is based on generalized thermodynamics of irreversible processes by I. Prigogine [6] and the proposed fractal-cluster theory applies to the states, close to thermodynamic equilibrium branch, that is, to linear thermodynamics of irreversible processes.

The criterion of stability for complex systems, relevant to the concept of “dissipative structures” by I. Prigogine, is a quadratic oscillating form, called the increment of entropy production [6]. For the stable dissipative structures, the excess entropy production is a positively definite value:

$$P[\delta H] > 0, \quad (33)$$

where

$$\delta H = \frac{\partial H}{\partial \langle \overline{C}_1 \rangle} \delta \langle \overline{C}_1 \rangle + \sum_{j=2}^5 \frac{\partial H}{\partial \langle K_{1j} \rangle} \delta \langle \overline{C}_{1j} \rangle.$$

As can be noted in [7], the sign of excess entropy production in general cannot be determined definitely. For specific systems the use of phenomenological laws for determining the sign is required $P[\delta H]$.

For the fractal-cluster description of the FC structure, located far from equilibrium, the following expression for the quadratic oscillating form has been obtained, i.e., for the production of excess entropy (or quasi-entropy) for the symmetric case FCM($\overline{C}_{ij} = \overline{C}_{ji}$):

$$P[\delta H] = \begin{cases} \delta \langle \overline{C}_1 \rangle < \frac{B}{1 - \langle \overline{C}_1 \rangle}, B > 0 - \text{stable regime}, \\ \delta \langle \overline{C}_1 \rangle = \frac{B}{1 - \langle \overline{C}_1 \rangle} - \text{neutral regime}, \\ \delta \langle \overline{C}_1 \rangle > \frac{B}{1 - \langle \overline{C}_1 \rangle} - \text{unstable regime}, \\ H < H_0, \end{cases} \quad (34)$$

where B is determined by the initial values $\langle \overline{C}_1 \rangle^0$ and $\delta \langle \overline{C}_1 \rangle^0$.

Thus, we can conclude that the synthesis of fractal-cluster theory and generalized thermodynamics of irreversible processes allows us to determine the type of stability criterion far from SOS equilibrium state.

Let us consider the problem of stability of transition trajectory of a complex system from arbitrary in ideal condition in accordance with the fractal-cluster theory basic provisions. Obviously, both stable and unstable trajectories of system transformation can go

through the one point in the phase plane entropy - time ($H - t$) in terms of the fractal-cluster theory (Fig. 7).

Let us also consider a fractal-cluster structure of a complex system is placed in a state close to thermodynamic equilibrium, that is, while analyzing evolution it is possible to use the linear thermodynamics of non-equilibrium processes. In accordance with this fact, we can use the theorem of minimum entropy production [6]. For simplicity, we consider a symmetric FCM of a topological structure, then the entropy of a complex system is determined by (30).

Using I. Prigogine's theorem of minimum entropy production [6], we define the function $f(\bar{t})$ from the condition of neutral stability:

$$\frac{dP}{d\bar{t}} = 0, \text{ where } P = \frac{dH}{d\bar{t}}. \quad (35)$$

The expression of transformation function $f(\bar{t})$, which executes the transition trajectory of a complex system fractal-cluster structure from the arbitrary into an ideal state, in the trajectory of neutral stability is the following:

$$f(\bar{t}) = \{\exp(\alpha) - 1\}^{-1} (\exp[\alpha \cdot \bar{t}] - 1). \quad (36)$$

In the general case of non-zero right-hand side in the expression for entropy production we obtain the following expression for the transformation function $f(\bar{t})$:

$$f(\bar{t}, \varepsilon) = -\frac{\varepsilon}{\alpha} \bar{t} + \left(1 + \frac{\varepsilon}{\alpha}\right) \cdot (\exp(\alpha) - 1)^{-1} (\exp(\alpha \cdot \bar{t}) - 1). \quad (37)$$

The expression for the function $f(\bar{t}, \varepsilon)$ conforms to the following qualitatively different transformation modes of the topological fractal-cluster structure of a complex system from non-ideal in an ideal state:

$$\varepsilon = \begin{cases} = 0 - \text{transformation of a complex system by the trajectory of a neutral stability,} \\ > 0 - \text{unsustainable trajectory of a complex system transformation,} \\ < 0 - \text{steady trajectory of a complex system transformation.} \end{cases} \quad (38)$$

Figs. 8–9 shows the various scenarios of FCM topological structures for different time stages of FCM evolution to its ideal value. Here a graphic illustrations of topological fractal-cluster structures for various scenario and schemes of clusters and subclusters

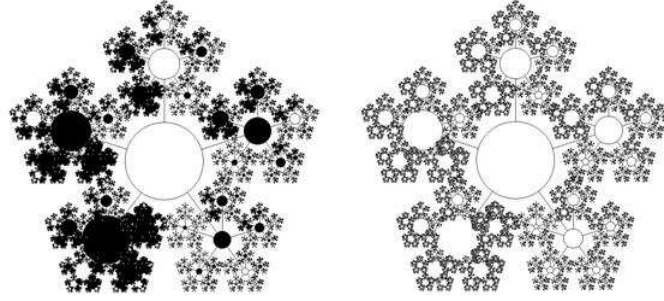


Figure 8: Evolution of FCC sixth level: $\varphi = 72^\circ$, $t = 0$ (left), $\varphi = 72^\circ$, $t = 1$ (right).



Figure 9: Evolution of FCC sixth level: $\varphi = 20^\circ$, $t = 0$ (left), $\varphi = 20^\circ$, $t = 1$ (right).

distributions are presented. It is shown an evolution from initial (nonideal) state to final (ideal) state of FC structure (for $n = 6$ and for rotation angles $\varphi = 20^\circ$ (Fig. 8) and $\varphi = 72^\circ$ (Fig. 9)) for tree image structures. Circle squares (Fig. 8) and tree branches lengths (Fig. 9) are equal corresponding cluster (subcluster) values.

III. FOUNDATIONS OF PROBABLE FRACTAL-CLUSTER THEORY

The second part of this article has presented the determined fractal-clusters theory foundations. This one allows us to receive the criterion's estimations about the functioning of the economic system. But the real self-organizing systems have a probable behavior. The parameters have a fluctuational character. That's the reason why real *SOS* characteristics are more preferable for research by the probable equations.

Let's determine the phase space of the one level FC system as the set $Q \equiv \{Q_a\}$, $Q_a = (\overline{C}_1^{(a)}, \overline{C}_2^{(a)}, \overline{C}_3^{(a)}, \overline{C}_4^{(a)}, \overline{C}_5^{(a)})$ under $\sum_{i=1}^5 C_i^{(a)} = 1$ and a indexes the set. We will be to learn the discrete approximation Q . For the discretization of Q we have to divide all possible cluster values on finite elements so on the set Q will be to have finite number of elements N . Under $F(Q_a, t)$ will be to understand probability of the system placing in

the state Q_a at the time t .

We will be to describe of evolution of the distribution function by ordinary differential equations system like the Kolmogorov-Feller's one [8]:

$$\frac{dF(Q_a, t)}{dt} = \sum_{a'} [W(Q_a, Q_{a'}) F(Q_{a'}, t) - W(Q_{a'}, Q_a) F(Q_a, t)], \quad (39)$$

We can research the approximation in which all states with equal D have the equal probability. In this case the system will be described by the function of distribution

$$f(D, t) = N(D) F(Q_a, t),$$

where $N(D)$ is a number of states with fixed value of D . In this case the equation (39) has the following form

$$\frac{df(D, t)}{dt} = \sum_{D'} [w(D, D') f(D', t) - w(D', D) f(D, t)], \quad (40)$$

where $w(D, D') = N(D) W(Q, Q')$ is a transition probability from the of Q' states with fixed value of to the Q group with fixed value of D .

For the first, the most interest presents the stationary solution of these equations (40). The stationary solution of these equations (39) under given values of the $w(D, D')$ presents itself the standard task. However, obtaining of the stationary solution to these equations is possible by using numerical calculation. From the definition of the D criterion (20) is determined larger the limit values of the clusters $\{C_i\}$:

$$a_i \leq c_i \leq b_i \quad i = 1 \div 5 \quad (41)$$

$$\{a_i\} = \begin{Bmatrix} 0.078 \\ 0.063 \\ 0.035 \\ 0.03 \\ 0.02 \end{Bmatrix}, \quad \{b_i\} = \begin{Bmatrix} 0.7 \\ 0.67 \\ 0.63 \\ 0.6 \\ 0.55 \end{Bmatrix}$$

For every interval of the allowed cluster values we can divide these intervals into n shares for each cluster. The possibility of the functioning of the complex fractal-cluster system of an organism is realized under the execution resource conservation law (6).

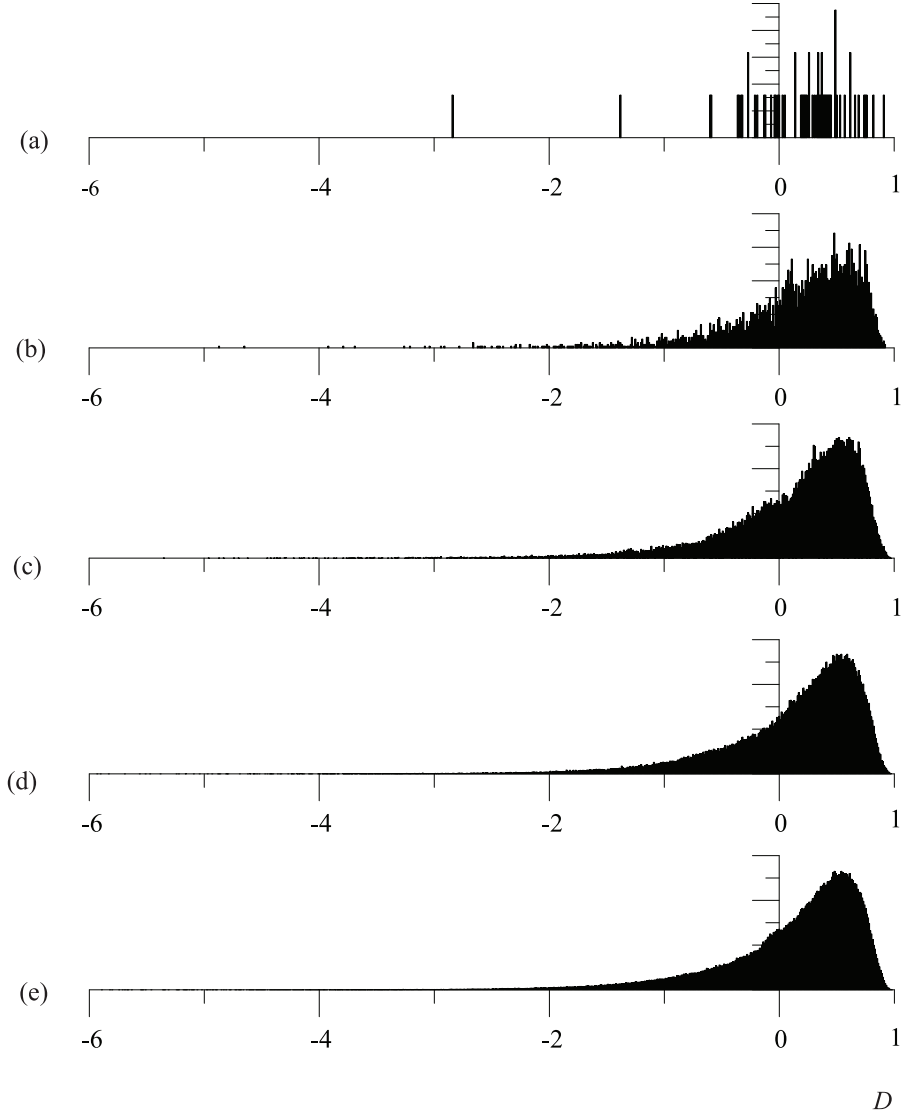


Figure 10: Distribution of the FC state system's probability $P(D)$: $n = 10$ (a), $n = 20$ (b) $n = 30$ (c) $n = 40$ (d), $n = 50$ (e).

That is why only some combinations of the valid values clusters $\{C_i\}$ can be realized. In Fig. 10 the distributions of the possible states under the various divisions of the valid cluster intervals have been shown. Beginning with the $n > 50$ (n is a numeral of the cluster's dividing interval) the picture of these distributions refrain constant as shown on Fig. 11; we can also see the fractal-cluster distribution of the configurational probability as a function of the D , H criteria.

The curve cone of the fractal-cluster states which looks like the Golden Shofar (the projection of the surface Shofar on the plane XOY [9]) can be seen in the plate space $(H - D)$ in Fig. 11.

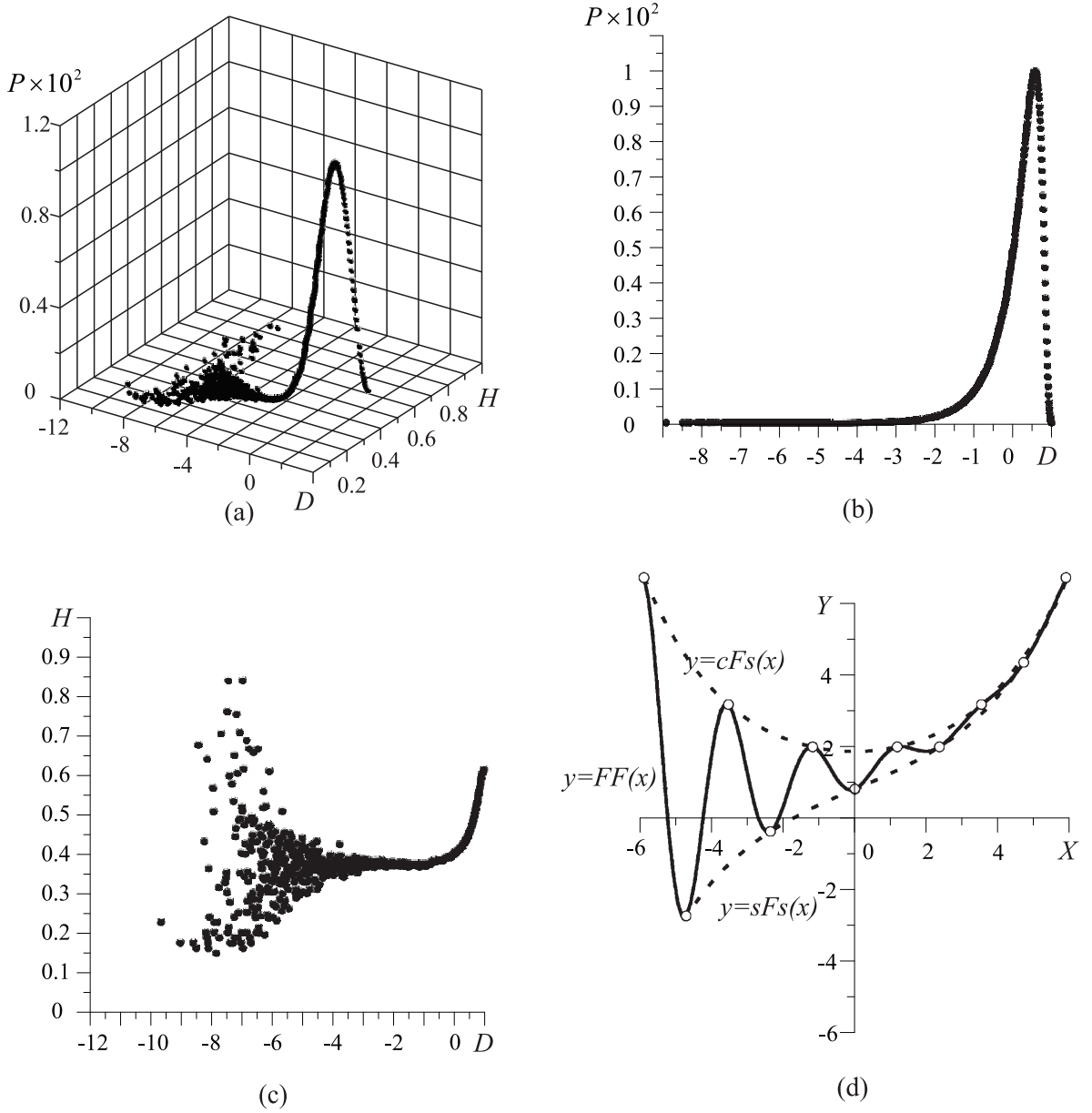


Figure 11: Probable characteristic of FC system states: the dependence $P = f(H, D)$, where D is an efficiency recourse distribution criterion, P is a configuration probability, H is a fractal-cluster entropy (a); the dependence $P = f(D)$ (b); the dependence $H(D)$ (c); the “Gold Shofar” [16] (d).

This similarity between the illustration of the fractal-cluster theory and the topology of the mathematic theory of the Golden Section [9, 15–19] has a deep correlation.

The obtained distribution (Fig. 11b) can not be described by the well-known probable distributions. In the phase fractal-cluster space each value of the D -criterion (Fig. 11b) corresponds to a big number of the cluster’s combinations which satisfy the resource

conservation law (6).

An approximation of the dependence $P - D$ (Fig. 11b) has the following view:

$$P(D) = \frac{a + b \cdot D + c \cdot D^2}{h + t \cdot D + g \cdot D^2} \cdot \frac{(1 - D)^d}{c_1 \left(\exp\left(\frac{1-D}{c^2}\right) - 1 \right)}, \quad (42)$$

where $a = -9.391$, $b = 8.308$, $c = 0.705$, $f = -5.776$, $g = 3.474$, $h = 2.617$, $H_0 = 0.618$, $d = 4H_0$, $c_1 = -0.592$, $c_2 = \frac{H_0}{4 \left(1 - \frac{H_0}{50}\right)}$.

Each cluster's combination is equally possible under the fixed value of the D -criterion (Fig. 11b). For a reduction in the cluster's combinations number we can use the thermodynamic method of the minimum free energy principle for each value of the D -criterion. This gives us a decrease of intervals of the valid cluster's values and this is very important for the real self-organizing system functioning prediction. Besides the thermodynamic method for decreasing of the cluster's interval we can use the probable method.

We are interested in a stationary solution of the one. That's why we can take the method of the local balance for each fractal-cluster combination. It allows to use the Bolchman's distribution for a stationary solution.

$$f \sim \exp \frac{F}{kT}, \quad (43)$$

where F is a free FC energy, k is a Bolchman's constant, T is a conditional temperature. We also assume $kT = \text{const}$.

Fig. 12 (a, b) shows the space of the possible states for the fractal-cluster systems and the one under fixed values of the D -criterion.

IV. APPLICATIONS OF THE FRACTAL-CLUSTER THEORY FOR THE RESOURCE DISTRIBUTION CONTROLLING IN THE SOCIO-ECONOMICAL AND BIOLOGICAL SYSTEMS

In Fig. 13 we have presented the principle differences between the traditional economic and fractal-clusters models.

In the traditional economic system, "input-output" analysis as a rule has known the price of products of the one. In this case, for example, the Leontiev's model is used [12]. In traditional economic "input-output" system's model under known inputs resources, x_i is the determined output product price (a prolife etc.). Using the fractal-cluster models

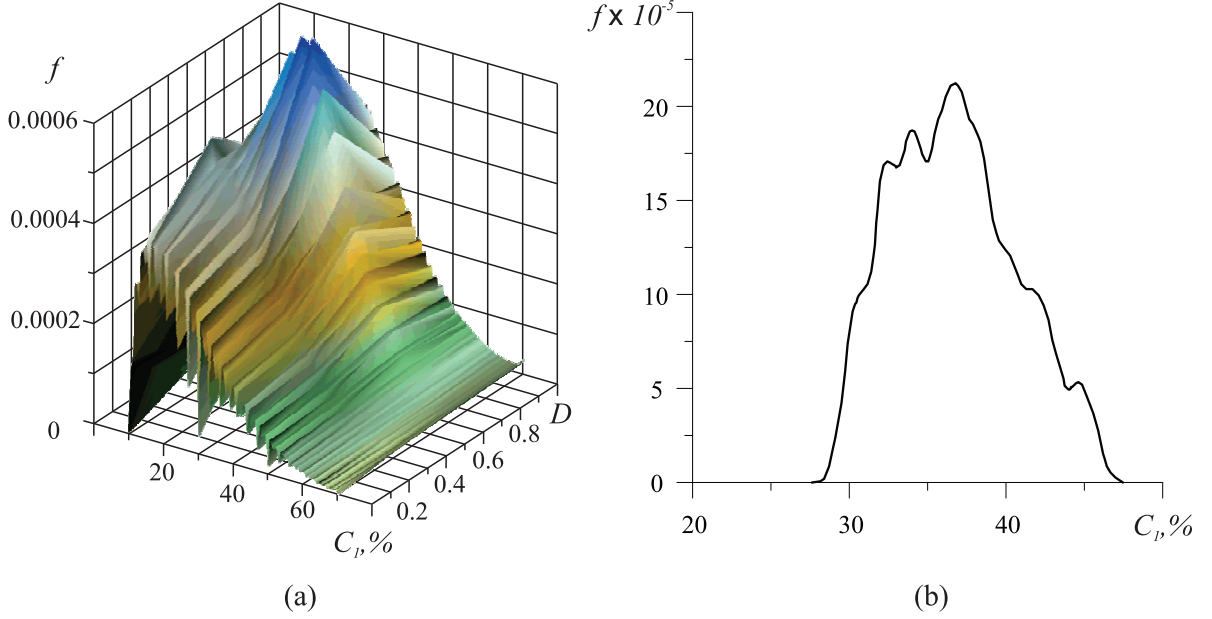


Figure 12: Probable states of the self-organizing system's distribution: a probable space of the FC system states (a); a probable states of the FC-system states under the fixed value of the D -criterion (b).

we receive an estimation of the resource utilization and distribution efficiency on the fractal-cluster criteria basis in ES.

It is well-known that the problem with inner resource distribution in economic systems have quickly lead to crisis situations in the financial, productional and other activites of these systems.

Therefore, by using the fractal-cluster theory, we can obtain the special additional information about the resource distribution economic system's functioning in advance. It allows us to introduce the correction in the resource distribution economical system.

The result of informational-thermodynamic analysis of resource distribution in economical systems based on the fractal-cluster models makes it possible to formulate a new generalized criterion to optimize the economical system management is a optimal control of an economical system in terms of fractal-cluster model. This is, in contrast to traditional notions (minimum expenses or maximum profit), the sustainable development of the crisis-free economical system, which corresponds to extreme static fractal-cluster criteria (D, η^Σ, H) and obtained solutions for sustainable transformation (the criteria of dynamical stability).

This generalized criterion of control optimization is a combination of static and dy-

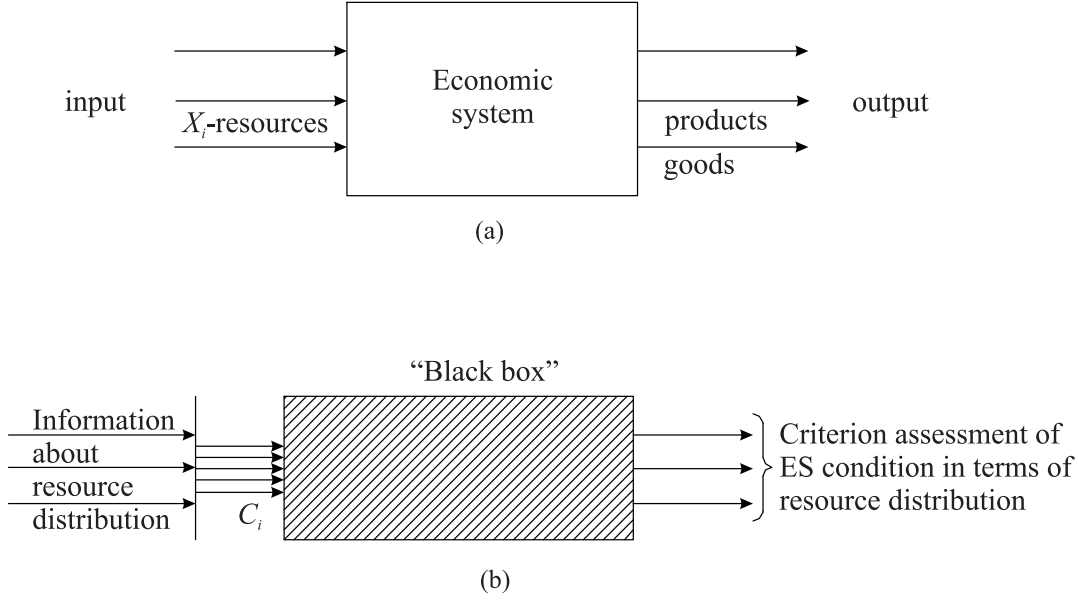


Figure 13: Diagram representing the economic system in the traditional (a) and fractal-cluster (b) interpretation.

namical fractal-cluster criteria (D , ΔH^* , d^2H/dt^2 , χ , δH , $P[\delta H]$), and decisions on sustainable transformation of the micro-, meso- and macro-level economic systems (14–17, 36), i.e., represents the conditions for sustainable crisis-free operation of ES. However, this criterion does not ignore the traditional criteria (minimum expenses and maximum profit, but enables the synergetic solution to the problem of ES management optimization.

The criterion estimation of the resource utilization effectiveness in economical system lead to two possibilities of the economic resource controlling: 1) the resource redistribution in clusters for reaching its ideal values $\{C_i^{ideal}\}$; 2) the resource decreasing in next time period and the resource redistribution in clusters for reaching their ideal values. The resource transformation in clusters is realized on stable trajectories which is determined by obtained solutions (37).

On Fig. 14 we can see the comparative position of the traditional and fractal-cluster methods initialization for the economic systems. In the case of the output product (service) price minimum of information of the one we have the fractal-cluster methods domination. For example, a financial input in the social sphere, in education, in fundamental science and in economic systems under crisis conditions, suggests that fractal-cluster models will be more perspective. On the contrary case, the traditional economic models (for example, the Leontiev's models) will surpass the suggested models. In the latter case, the

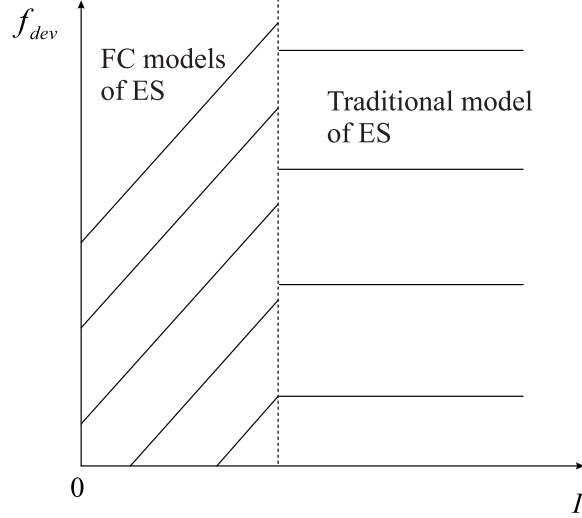


Figure 14: Possessing of ES economic & mathematical models I is an information about output product's cost, f_{dev} is a function of the economic system's development.

fractal-cluster models will be an additional apparatus of the economic analysis.

However, this class of models has its drawbacks: unconventional approach – in an explicit form, without additional empirical information, it is impossible to determine the criteria of ES activities (revenue, profit, profitability, etc.).

A. Economic systems

A retrospective fractal-cluster analysis of municipal structures management for the Moscow region and the Municipal Department of Nashua, USA is presented in Table III as the first example. As Table 3 shows, for the U.S. Municipal Department FCC is almost perfect, the criterion of management effectiveness D and the total system efficiency is close to 100%. For the municipal structures of the Moscow region the most successful in terms of governance is the year of 1993.

The generalized criterion χ for Nashua city, USA is maximum, which indicates optimal management.

In Fig 15. we can see the fractal-cluster entropy oscillations near the “Golden Section” position. If the difference between the oscillation of an entropy value and the “Golden Section” position (H_0) will be essentially smaller than the “Golden Section” value of the one, then we have the normal regime of the economical system's functioning. In the contrary case we have the pathological regime of the one.

Structure name			The efficiency criterion D	Full efficiency η^Σ	Relative deviation from ideal		
	Entropy				ε_H	ε_D	ε_η
Municipal structure of the Moscow region	1990	0.360	0.1132	0.83	41.7%	88.6%	17%
Municipal Department of Nashua city, USA	1993	0.564	0.8755	0.969	8.7%	12.5%	3.1%
	1996	0.407	0.7227	0.9257	3.4%	27.8%	7.5%
	1993	0.603	0.97	0.99	2.42%	3%	1%
	1994	0.6156	0.9875	0.9957	0.4%	1.2%	0.4%

Table III: Comparative analysis of municipal structures management.

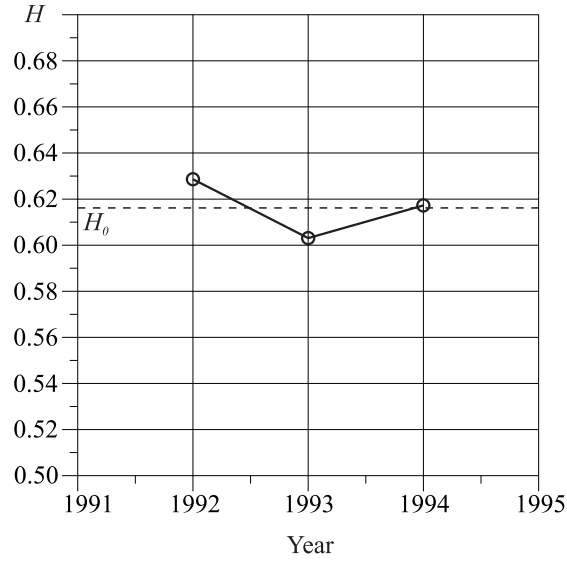


Figure 15: FC entropy oscillations near the “Gold Section”.

The fractal-cluster analysis of the Samara region budget on the data of 1995–2001 is presented in histograms (Fig. 16a). From these illustrations it is seen that there is a weak oscillation of the fractal cluster entropy around the value of $H_0 \approx 0.618$ is the “Golden section” $\left(\frac{\Delta H}{H_0} \approx 0.01 \div 0.03\right)$. This proves the normal distribution of budget resources in the region from 1995 to 2001. The results of fractal-cluster analysis are supported by statistical data on the GRP, the pace of economical growth, investment, rising of living standards in Samara region (Fig. 16b).

As can be seen on Fig. 15 and Fig. 16 there is a confirmation of the hypothesis of low intensity waves H (functional instability) for the successful development of ES.

One more example illustrating the developed theory of resource distribution in micro

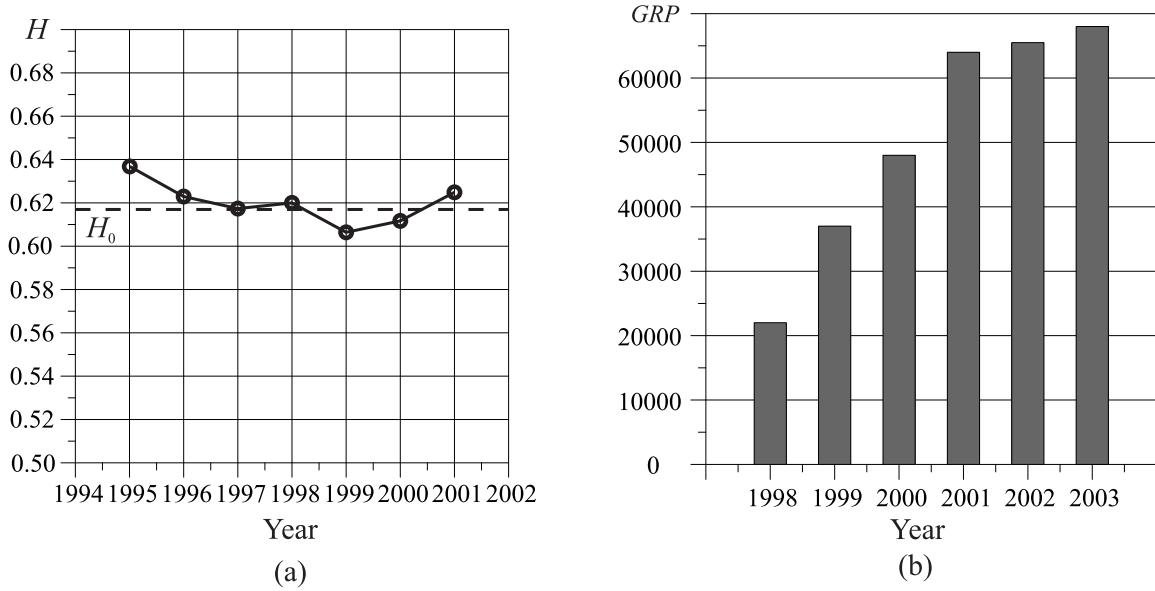


Figure 16: Changes in FC entropy of the budget structure (a) and GRP (b) for the period 1995–2001 in Samara region, Russia.

level ES is the result of analysis for Samara State University of Railway Engineering. Fig. 17 shows the histogram of the generalized criterion χ (a) and information entropy of the topological structure of the university budget H (b) for Samara State University of Railway Engineering in the period from 1998 to 2005. These histograms show clearly that the characteristics of academy management ($N = 0.688$; $D = 0.593$; $\chi = 0.64$) were the worst in 1998, because of the general economical situation of that time in the country; the consequences of default are noticeable in the next 1999, respectively ($H = 0.618$; $D = 0.603$; and $\chi = 0.5848$).

It should be noted that despite the fact that the information entropy distribution of the budget topological structure is close to the "Golden section" ($H_0 = 0.618$), other criteria D and χ are not equal to their maximum values ($D^{max} = \chi^{max} = 1$), i.e. there is an imbalance in the structure of the academy budget. This fact ($H = H_0$) can be explained by the following: with a scarce university budget and a high living wage (1250 rubles per month in 1999), university authorities did not redistribute the consolidated budget to increase wages, which could lead to an increase entropy H .

In terms of structural budget management, the best in the academy is the year of 2000 ($H = 0.669$; $D = 0.722$; $\chi = 0.766$). The deterioration of consolidated budget management structure in 2001 is driven by objective reasons:

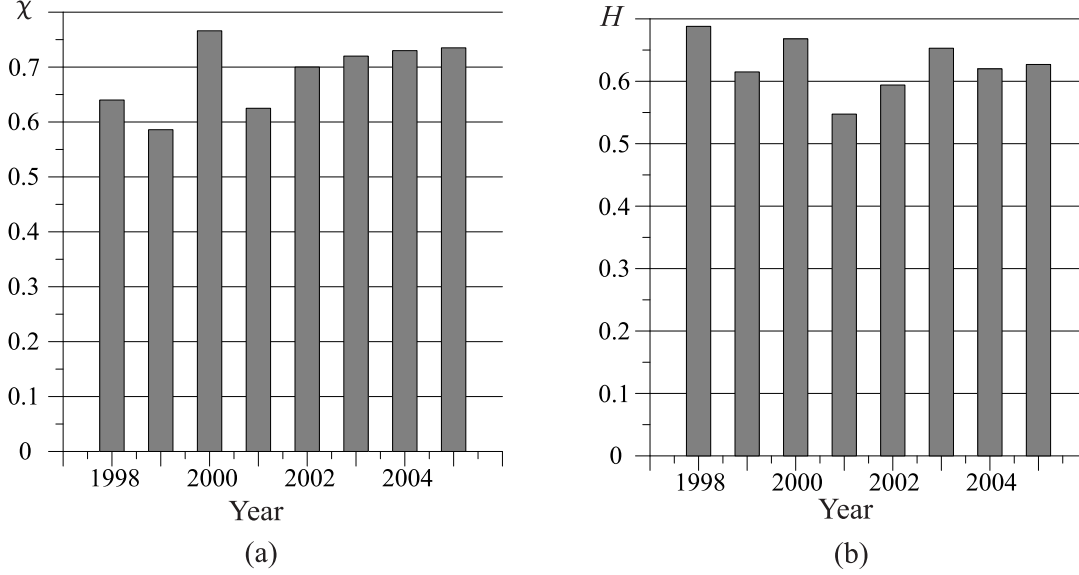


Figure 17: Histograms of the generalized criterion distribution (a), and the information entropy distribution (b) in the financial structure of Samara State University of Railway Engineering budget from 1998 to 2005.

1) reduction of wage supplements from the Ministry of Transport, which led to a decrease in the energy cluster, and thus to the entropy H decrease;

2) reconstruction of the university (construction of buildings, dormitories), modernization and equipping of the laboratory-technical base, financed by the Ministry of Transport and Kuibyshev Railway led to a relative increase of technological cluster.

However, as the analysis shows, these endogenous components fluctuate as parts of the university budget have a slight and transitory nature.

Important indicators of stability in the academy development are a high integrated indicator of quality – demand for graduates 96% (in Russia on average the figure is 50%) and high rates of the university employees' salary growth.

It is necessary to emphasize that general process of the analysis for ES has to include besides financial clusterization of the ES budget human's clusterization and time budget clusterization.

B. Biological organisms

By using the mathematical tools of the fractal-cluster theory [1]–[21] we have determined the values of fractal-cluster entropy criteria H , F -criterion and the effectiveness

criterion D for biological organisms (Table IV). It has allowed us to formulate three fractal-cluster laws: energy, evolutionary and stochastic for biological organisms:

1) stochastic law, which determines the probability of appearance of biological organisms (as shown in Fig. 18, there is a bijection – the most ancient biological organisms – hlamidomonas, Hydra, had the highest probability of 0.01);

2) evolutionary law (Fig. 19), illustrating the increasing complexity and perfection of the emerging organisms;

3) energy law (Fig. 20), which characterizes the energy perfection of biological organisms (the dependence of the fractal-cluster entropy H or F -criterion on the energy consumption per 1 kg body weight per day, E).

The third law (the energy law) the is one that has a fundamental correlation with the well-known problem – of “game-predator”, but the answer to the question formulated allows us to explain why the predator cannot eat at all the game. The answer to this question is that the average value of the free fractal-cluster energy for a predator and a game will be equal.

The first fundamental fractal-cluster law has determined the configurational probability of the biological organism origin.

From the trend first law, observed in we can see that the probability of the origin of ancient organisms is essentially bigger than for the more modern organisms. As can be seen see from Fig. 18, the human’s origin probability has reached $10^{-3} \div 10^{-4}$. At the same time the configuration probability for the ancient organisms origin (Fig. 18) has reached value $\sim 10^{-2}$. Evolution and probable laws have the similar mathematical view:

$$Z = A - \frac{Y^a}{\beta}, \quad (44)$$

where $Z = D$, $A = 1$, $Y = \tau$ is for evolutionary FC law, $Z = F$, $A = \ell$, $Y = E$ is for energy FC law.

V. CONCLUSIONS

The general basis of the fractal-cluster theory for the analysis and control of self-organizing systems has been presented. The first part of the determined theory includes the criterion’s apparatus of the resource distribution in self-organizing systems of different nature. The second part of the theory is based on the probable apparatus of the

	Species of Biological organism	D	H	χ	C_1	F
1	Chlamidomonas	0.361	0.622	0.324	0.387	-0.235
2	Hydra vulgaris	0.636	0.637	0.619	0.4	-0.237
3	Scorpiones mingrelicus	0.833	0.561	0.726	0.338	-0.223
4	Oligochaeta	0.549	0.342	0.281	0.19	-0.152
5	Anisoptera libellula depressa	0.832	0.832	0.827	0.4	-0.238
6	Micromys minitus	0.882	0.639	0.886	0.4	-0.239
7	Rona ridibunda	0.849	0.639	0.852	0.4	-0.239
8	Testudo horsefieldi	0.624	0.614	0.579	0.38	-0.234
9	Cucules canorus	0.882	0.639	0.886	0.4	-0.239
10	Procellariida	0.872	0.662	0.904	0.42	-0.242
11	Larus argentatus	0.883	0.627	0.872	0.39	-0.237
12	Heroestes edwardsi	0.879	0.639	0.882	0.4	-0.239
13	Ciconia ciconia	0.868	0.664	0.902	0.421	-0.243
14	Lepus timidus	0.871	0.639	0.875	0.4	-0.239
15	Grus grus	0.868	0.664	0.902	0.421	-0.243
16	Paralithodes camtchatica	0.553	0.359	0.282	0.2	-0.159
17	Pelecanida onocrotalus	0.871	0.639	0.875	0.4	0.239
18	Vulpes vulpes	0.895	0.639	0.9	0.4	-0.239
19	Castor fiber	0.868	0.664	0.902	0.421	-0.243
20	Acinonyx jubatus	0.811	0.639	0.81	0.4	-0.239
21	Canis lipus	0.9	0.639	0.905	0.4	-0.239
22	Pan troglodytes	0.907	0.627	0.897	0.39	-0.237
23	Oryctuopus afer	0.881	0.633	0.879	0.395	-0.238
24	Homo sapiens	0.932	0.614	0.906	0.38	-0.234
25	Ursus arctos	0.879	0.639	0.882	0.4	-0.239
26	Cervina nippon	0.852	0.639	0.855	0.4	-0.239
27	Sus scrofa	0.878	0.639	0.881	0.4	-0.239
28	Pongo pygmaeus	0.883	0.627	0.871	0.39	-0.237
29	Gorilla gorilla	0.922	0.627	0.913	0.39	-0.237
30	Equida burchelli	0.849	0.636	0.845	0.4	-0.239
31	Tursiops	0.806	0.659	0.827	0.42	-0.242
32	Equus caballus	0.849	0.636	0.845	0.4	-0.239
33	Galeocerdo cuvieri	0.811	0.639	0.81	0.4	-0.239
34	Camelus bactrianus	0.851	0.639	0.853	0.4	-0.239
35	Giraffa cameleopardalis	0.852	0.639	0.854	0.4	-0.239
36	Hippopotamus amphibius	0.878	0.639	0.881	0.4	-0.239
37	Loxodonta africana	0.878	0.639	0.881	0.4	-0.239
38	Balaena mysticetus	0.849	0.663	0.881	0.42	-0.243
39	Balaenoptera musculus	0.849	0.663	0.881	0.42	-0.243

Table IV: The values of FC entropy criteria H , F -criterion and the effectiveness D -criterion for biological organisms

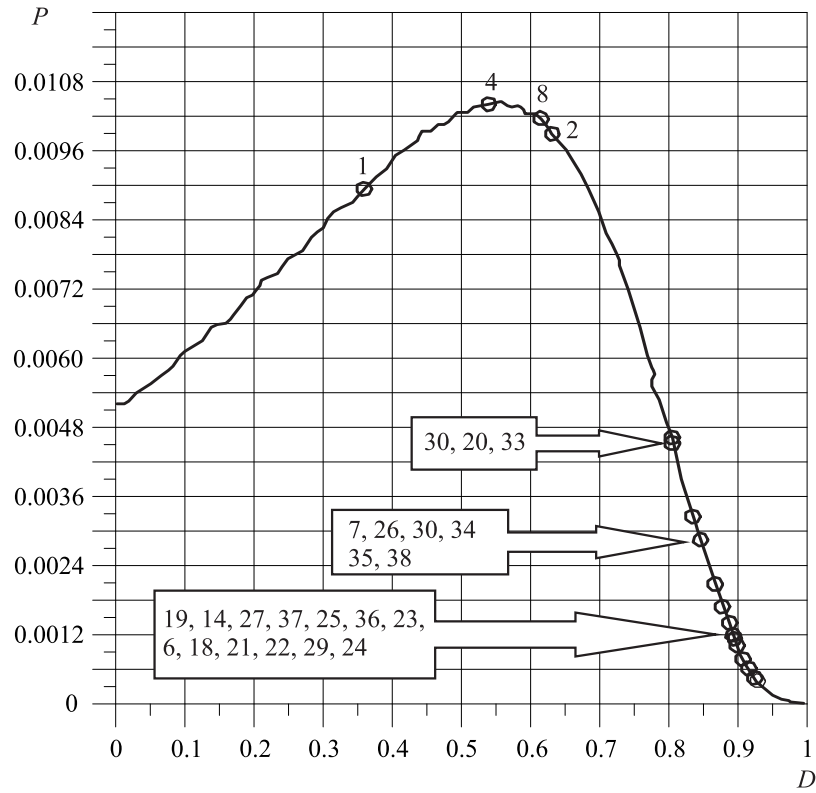


Figure 18: Probability law of biological organisms appearance.

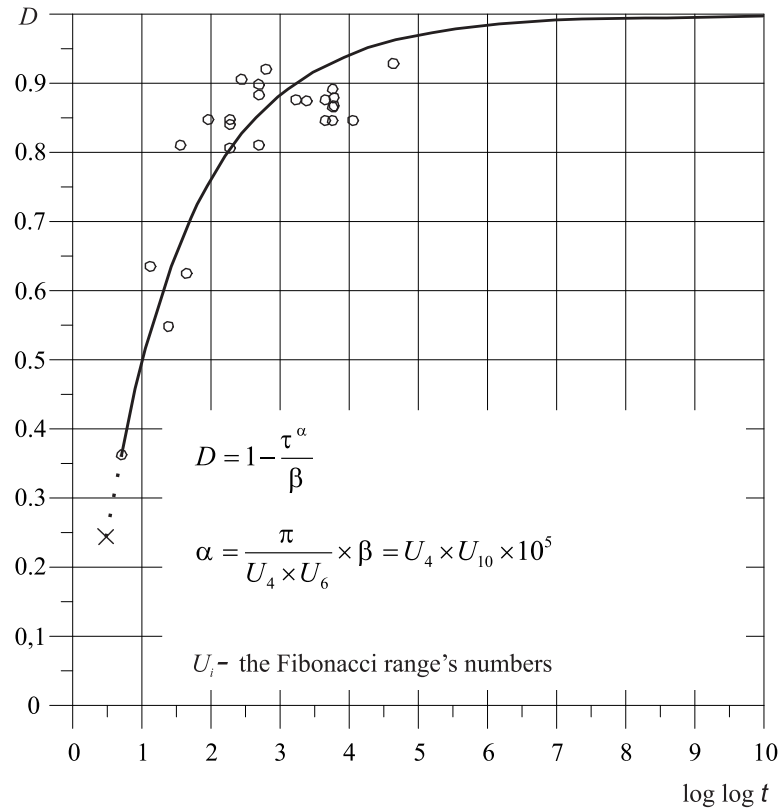


Figure 19: Evolutionary FC law for biological organisms.

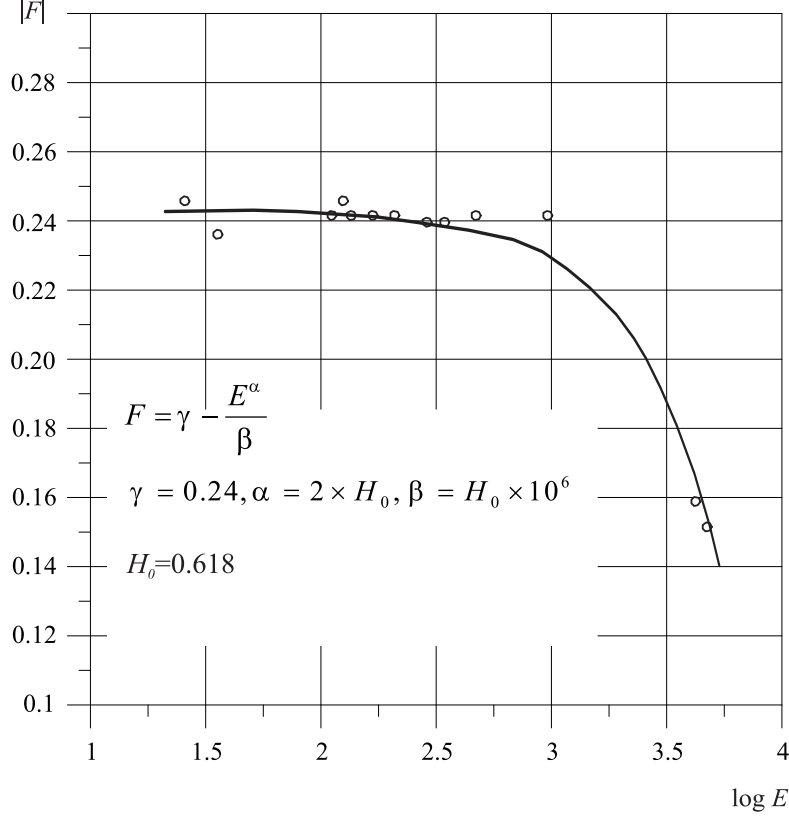


Figure 20: Energy FC law for biological organisms.

fractal-cluster system's researching, which includes Kolmogorov-Feller equation for the configuration probability P and stationary solution of the one on a numerical research basis.

The developed fractal-cluster theory allows us to analyze and optimize SOS in the aspect of resource distribution. A new generalized criterion of ES management optimization is formulated on the basis of the fractal-cluster criteria and solutions for sustainable transformation that have been developed. Testing of the developed theory of analyzing resource distribution in the micro-, meso- and macro-level ES affirmed its foundations and recommendations.

The fractal-cluster theory and models worked out on its basis will be dominant in the prognosis of ES development, where it is impossible or difficult to evaluate the system product in terms of value (educational institutions, fundamental science, etc.). For ES "inputs - output", with a high degree of probability while predicting the products and assessing the ES effectiveness (profitability, sales, GDP, etc.), traditional economic and mathematical models will dominate. For this class of ES the proposed fractal-cluster

theory and models based on it, can be used as auxiliary tools of ES management analysis (Fig. 14).

In the author's opinion, future researching and applications of the fractal-cluster theory can be realized in the following ways:

- 1) obviously, the fractal-cluster fundamental research will be connected with stochastic dynamics of the fractal-cluster systems;
- 2) the fractal-cluster theory can find a wide spectrum of use in economic applications (a risk estimation in bank business, industry, financial business etc.);
- 3) social-economic researches in science, the social sphere, and education;
- 4) fundamental researches in biology.

Acknowledgments

This work was partially supported by Russian Foundation for Basic Research grant (project 13-01-00790-a).

I would like to thank prof. V. Burdakov and prof. V. Makarov for usefull advices and important comments concerning the present article. My especial thank to prof. A. Zubarev and A. Prisker for usefull discussions and preparing this article.

-
- [1] R.N. Mantenga, H.E. Stanley, An Introduction to Econophysics. Correlations and Complexity in Finance, Cambridge Univ. Press, Cambridge, 2000.
 - [2] H.E. Stanley, V. Afanasyev, L. A. N. Amaral, S. V. Buldyrev, A. L. Goldberger, S. Havlin, H. Leschhorn, P. Maass, R. N. Mantegna, C.-K. Peng, P. A. Prince, M. A. Salinger, M. H. R. Stanley, and G. M. Viswanathan, Anomalous Fluctuations in the Dynamics of Complex Systems: From DNA and Physiology to Econophysics, *Physica A* 224, 1996, p. 302–321.
 - [3] L. Bachelier, Théorie de la spéculation, *Annales Scientifiques de l'École Normale Supérieure* 3(17), 1900, p. 21–86.
 - [4] B. Mandelbrot, Forecasts of Future Prices, Unbiased Markets, and Martingale Models, *The Journal of Business*, University of Chicago Press, vol. 39, 1965, p. 242.
 - [5] V.P. Burdakov, The Effectiveness of Life, Energoizdat, Moscow, 1997. [in Russian].
 - [6] P. Glansdorff, I. Prigogine, Thermodynamic Theory of Structure, Stability and Fluctuations, Mir, Moscow, 1973. [in Russian].

- [7] V.T. Volov, Limit Energy Theorem for Thermal Machine of Continuous Action, GHQ Academy of Sciences, 2001. [in Russian].
- [8] C.W. Gardiner, Handbook of Stochastic Methods: For Physics, Chemistry and the Natural Sciences, Springer, 1996, 442 p.
- [9] O.V. Rusanov, On a Class of Random Walks in Regular Polygons, Generating Fractals and Singular Distribution, Scientific Publishing House, St. Petersburg, 2001. [in Russian].
- [9] A. Stakhov, The Generalized Principle of the Golden Section and its applications in mathematics, science, and engineering, Chaos, Solitons & Fractals, 26(2), 2005, p. 263–289.
- [10] A. Stakhov, The golden section, secrets of the Egyptian civilization and harmony mathematics, Chaos, Solitons & Fractals, 30 (2), 2006, p. 490–505.
- [11] F.A. Gareev, E.F. Gareeva, I.E. Zhidkova, The Golden Section in Some Parts of Theoretical Physics, Samara, 2002. [in Russian].
- [13] D. Dragovich , A.Yu. Khrennikov, S.V. Kozyrev, I.V. Volovich, On p -adic mathematical physics. p -Adic Numbers, Ultrametric Analysis, and Applications Vol. 1, No 1, (2009) 1.
- [12] V.V. Leontiev, Economic Essays, Theory, Research, Facts and Policy, Politizdat, Moscow, 1990. [in Russian].
- [13] V.T. Volov, Economics, Fluctuations and Thermodynamics, GHQ Academy of Sciences, Samara, 2001. [in Russian].
- [14] V.T. Volov, Fractal-Cluster Theory of Educational Institutions Management, Kazan University Press, Kazan, 2000. [in Russian].
- [15] A.Stakhov, Fundamentals of a new kind of mathematics based on the Golden Section, Chaos, Solitons & Fractals, 27(5), 2006, p. 1124–1146.
- [16] A.Stakhov, B. Rozin, The Golden Shofar, Chaos, Solitons & Fractals, 26(3), 2005, p. 677–684.
- [17] A.Stakhov, The generalized golden proportions, a new theory of real numbers, and ternary mirror-symmetrical arithmetic, Chaos, Solitons & Fractals, 33(2), 2007, p. 315–334.
- [18] A.Stakhov, B.Rozin, Theory of Binet formulas for Fibonacci and Lucas p -numbers, Chaos, Solitons & Fractals, 27(5), 2006, p. 1162–1177.
- [19] I. Prigogine, G. Nicolis, Self-Organization in Non-Equilibrium Systems, Wiley, 1977.
- [20] R.L. Stratonovich, Nonlinear Nonequilibrium Thermodynamics, Nauka, Moscow, 1985. [in Russian].

- [21] I. Prigogine, Time, Dynamics and Chaos: Integrating Poincare's Non-Integrable Systems, Center for Studies in Statistical Mechanics and Complex Systems at the University of Texas-Austin, United States Department of Energy–Office of Energy Research, Commission of the European Communities (October 1990).
- [22] V.T. Volov, Fractal-Cluster Theory of Resource Distribution in Socio-Economic Systems, Chaos and Correlation, International Journal, 5, 2012, p. 1–23.
- [23] E.G. Rapis, Protein and Life. Jerusalem: Filobiblon, Moscow: ZAO Milta – PCP GIT, 2003.