

Microwave Signature of Relativistic Positrons in Solar Flares

Gregory FLEISHMAN

Center For Solar-Terrestrial Research, New Jersey Institute of Technology, Newark, NJ 07102, USA
gfleishm@njit.edu

Alexander ALTYNTSEV

and

Nataliia MESHALKINA

Institute of Solar-Terrestrial Physics SB RAS, Lermontov St. 126A, Irkutsk 664033, Russia
altyntsev@iszf.irk.ru, nata@iszf.irk.ru

(Received ; accepted)

Abstract

Relativistic antiparticles can be created in high-energy nuclear interactions; thus, detection of antiparticles in an astrophysical source can tell us something remarkable about the underlying high-energy processes and nuclear interactions. However, once created, the antiparticles remain a minor fraction of their conjugant normal particles, so the detection of the antiparticles represents a big science challenge. To address this challenge we employ imaging and polarimetry of microwave radiation produced as the positrons gyrate in the ambient magnetic field. The key property of the radiation used in this method is that the oppositely charged particles, electrons and positrons, produce radiation with opposite helicity, easily distinguishable by currently operating radio facilities. Analysis of available spatially resolved microwave data augmented by independent magnetic field measurements allows us to remotely detect the relativistic positron component in several solar flares.

Key words: Sun: flares; Sun: radio radiation; radiation mechanisms: non-thermal; nuclear reactions, nucleosynthesis, abundances; polarization

1. Introduction

One of the puzzling mysteries of the world around us is a strong asymmetry between the matter and antimatter (Defouw 1970, Stecker 1978). Under normal conditions, the antimatter is almost absent (Stecker 1978), although relativistic antiparticles can be created in high-energy nuclear interactions (Eichler 1982; Murphy et al. 2005). Thus, detection of antiparticles in an astrophysical source can tell us something remarkable about the underlying high-energy processes and nuclear interactions (Ramaty et al. 1979). However, since the antiparticles constitute at most a minor fraction of their conjugant normal particles (Share et al. 2004), detection of the antiparticles represents a big science challenge. Currently, there are no direct means of remote diagnostics of *relativistic* antiparticles. Here we report on the first detection of a relativistic positron signature in the polarized microwave solar spectra employing the fact that the oppositely charged particles, electrons and positrons, produce radiation with opposite helicity (Melrose 1968). Thus, the key observable of the radiation used in this method is its circular polarization, easily measurable by currently operating radio facilities.

In the classical, Nobel-Prize-winning experiments by Carl Anderson (Anderson 1932), positrons were identified in the laboratory by tracking their trajectories in the magnetic field. Having similar shapes to the electron trajectories, the positron trajectories spiraled in the opposite

direction. In fact, they appeared as a reflection of an electron trajectory, revealing a particle of positive charge with properties otherwise identical to the electron's. In our study we also employ this mirror symmetry of the trajectories. The electron and positron moving along such oppositely twisted paths emit electromagnetic radiation with the same intensity, but opposite circular polarization helicity (Melrose 1968). The circular polarization is an easily measurable quantity in the microwave range and so offers an elegant means of remote diagnostics of positrons in astrophysical sources. Here we apply this simple polarimetry method for analysis of microwave emission from the Sun and report on the first detection of relativistic positrons produced in solar flares presenting ample evidence for the relativistic positron discovery in one of them.

We have to note that production of the positrons in solar flares is well established via observation of the positron-electron annihilation line at 0.511 MeV (Chupp et al. 1973, Share et al. 2004, Schrijver et al. 2006). This line, however, is formed by annihilation of already thermalized slow, nonrelativistic positrons, after they have interacted with a substantial column depth of the ambient plasma (Murphy et al. 2005). Thus, conclusions about the site where the positrons are originally produced, their transport and escape, made based on the annihilation line, are uncertain.

In contrast, relativistic positrons are highly efficient emitters of the bremsstrahlung due to collisions with ambient particles and gyro emission due to spiraling in the

magnetic field (Silva et al. 2007, Trotter et al. 2008, Kruckert et al. 2013) and so start to radiate immediately once created. The challenge is to distinguish the radiation produced by positrons from that by electrons. In particular, a broad gamma-ray feature with a maximum near 70 MeV appears in the high-energy gamma-ray spectrum of some flares. By now this feature has been reported in about 20 flares (e.g., Forrest et al. 1985, 1986; Chupp et al. 1987; Akimov et al. 1991, 1994, 1996; Grechnev et al. 2008; Kuznetsov et al. 2011; Kurt et al. 2013). This emission is caused by the decay of neutral pions (π^0), which are produced in interactions of high-energy protons (> 300 MeV) with dense layers of the solar atmosphere (Murphy & Ramaty 1984; Ramaty & Murphy 1987; Murphy et al. 1987; 2007). Charged pions, π^\pm , preferentially π^+ , are also produced in the very same interactions, and they then decay into electrons and (preferentially) positrons, which, in turn, generate high-energy bremsstrahlung with a broad energy spectrum extending up to the energies of parent electrons and positrons. But the gamma-ray bremsstrahlung produced by these secondary positrons is observationally indistinguishable from the bremsstrahlung produced by electrons with the same spectrum. In addition, in some cases a purely leptonic fit to the observed gamma-ray spectrum may have the goodness of fit comparable to that of the hybrid (leptonic plus hadronic) fit (Ackermann et al. 2012), which raises an ambiguity of the data interpretation. Remarkably, we can remove this ambiguity studying the gyro emission in the microwave range, where polarization of emission is available in addition to the radiation intensity.

2. Employed Methodology

A single electron gyrating in a magnetic field produces electromagnetic radiation with the predominant polarization in the sense of extraordinary mode, while a single positron produces ordinary mode radiation (Melrose 1968). They are, respectively, the right-circular polarization (RCP) and left-circular polarization (LCP) for the line of sight magnetic field component directed to the observer, and vice versa for the oppositely directed magnetic field. Thus, the key parameter needed to distinguish gyrosynchrotron radiation from electrons and positrons is the sense of circular polarization relative to the direction of the line of sight component of the magnetic field at the source.

In the astrophysical context, including solar flares, the problem is complicated by the fact that radiation is produced by particle ensembles with broad energy distributions (Lin et al. 2003). Fast electrons and protons are produced in flares by acceleration of low-energy thermal particles (Shih et al. 2009, Lin et al. 2011) and can be very numerous (Fleishman et al. 2011). In contrast, fast positrons are created as highly energetic *relativistic* particles as a byproduct of nuclear interactions of the accelerated ions (Kozlovsky et al. 1987, Murphy et al. 2005, Ramaty et al. 1979, Dermer 1986). Specifically, the positrons can arise from either β^+ decay of the flare-

produced radioactive nuclei (Ramaty et al. 1979, Silva et al. 2007), $N \rightarrow N' + e^+ + \nu_e$, where N is the original radioactive nucleus, e.g. ^{11}C or ^{15}O , N' is the final nucleus, e^+ is the positron and ν_e is the electron neutrino, or decay of π^+ particles (Dermer 1986, MacKinnon & Mallik 2010), $\pi^+ \rightarrow \mu^+ + \nu_\mu$, $\mu^+ \rightarrow e^+ + \nu_e + \bar{\nu}_\mu$, where μ^+ is anti mu-meson. The direct decay, $\pi^+ \rightarrow e^+ + \nu_e$, is also possible but less probable. Finally, some excitation of nuclear level decay with creation of the electron-positron pair (Kozlovsky et al. 1987). This means that a positron component must be recognized on top of typically more numerous fast electrons. This is a non-trivial task in a general case although it can be feasible under some favorable combination of parameters.

Figure 1 envisions such a favorable situation and illustrates the proposed method of fast positron detection. Let us consider a typical situation when the total number of fast positrons is only a minor fraction of the total number of fast electrons, but the electron energy spectrum (red line in Fig. 1) is steeper than the positron energy spectrum (green line; note that this power-law spectrum does not directly refer to any particular model of the positron origin at the source of the gyro emission). The composite spectrum (black line) is dominated by the electrons at low energies, below 10 MeV in our example, while the positrons dominate at higher energies (Dermer 1986, MacKinnon & Mallik 2010). Accordingly, the polarization sense of the radiation produced by such a composite particle spectrum will change at some frequency, as shown by the black curve in the inset in Fig. 1. This frequency value depends on the magnetic field strength at the source and can vary significantly from one event to another. In this example, for the magnetic field about 100 G, the polarization changes the sign around 25 GHz. In contrast, no polarization reversal takes place if no positron component is present (the red curve in the inset).

Thus, the search for a positron contribution to the microwave emission from solar flares must rely on imaging observations at a sufficiently high microwave frequency. This imaging is needed to locate the source of emission and reliably specify the corresponding emission mode (ordinary or extraordinary). Fortunately, there exists a unique solar-dedicated radio instrument that has already accumulated a significant database of solar microwave bursts at the required spectral range, the Nobeyama Radioheliograph (NoRH) (Nakajima 1994), that is perfectly suited for our study. NoRH produces images of intensity ($I = R + L$) and polarization ($V = R - L$) at 17 GHz while of the intensity only at 34 GHz. In addition, Nobeyama Polarimeters (NoRP) (Nakajima et al. 1985) observe total power data (both I and V) at a number of single frequencies including 17 and 35 GHz. This set of observational tools suggests the following strategy of identifying properties of solar bursts with unambiguous positron contribution: (i) single, spatially coinciding, sources at both 17 and 34 GHz; (ii) the 34 GHz emission must come from an area where the 17 GHz V displays a unipolar distribution (i.e., the polarization of 17 GHz emission has a definite sense throughout the region of 34 GHz emission);

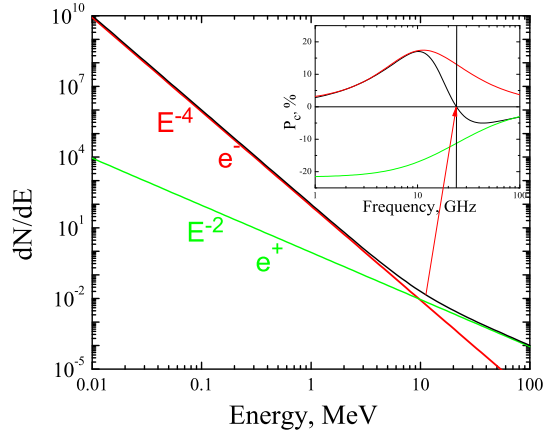


Fig. 1. A cartoon illustrating the approach employed to distinguish the positron contribution. Schematic energy spectra of fast electrons (red) and positrons (green) favorable for the high-energy positron detection. Black line shows the composite spectrum dominated by electrons at low energies, but by positrons at high energies. The total number of positrons is more than 5 orders of magnitude smaller than the number of electrons. Behavior of the circular polarization of the emission produced by these two components and by their composition is shown in the inset. A distinctive signature of the positron presence is the polarization reversal at a high frequency shown by red arrow.

and (iii) the total power V must have opposite signs at 17 and 34 GHz. This combination of observed properties guarantees that we observe extraordinary mode radiation (produced by electrons) at 17 GHz, but ordinary mode radiation (produced by positrons) at 34 GHz. Finally, the identification of the extraordinary mode at 17 GHz must be confirmed by comparison of its polarization helicity with the direction of the line-of-sight magnetic field independently available from high-resolution optical spectropolarimetry (Scherrer et al. 1995). This is needed to firmly exclude two other competing mechanisms capable of forming ordinary mode radiation from electrons – polarization reversal due to either mode coupling or beam-like pitch-angle anisotropy – as either of these mechanisms, if operational at 34 GHz, would also change the sense of polarization at lower frequencies including 17 GHz.

3. Database search and event analysis

We searched the entire Nobeyama database for the described positron signature. As in Anderson’s classical experiment (Anderson 1932), where about 1% of all tracks were produced by positrons (15 tracks of 1300 recorded tracks), in about 1% (6 of 600+) of all microwave bursts recorded by the Nobeyama instruments, NoRH and NoRP, we have confidently identified a contribution produced by the relativistic positrons. Let us consider one burst that occurred on 13 March 2000 in more detail.

Figure 2 displays the microwave light curves of the event in intensity and circular polarization. Remarkably, the

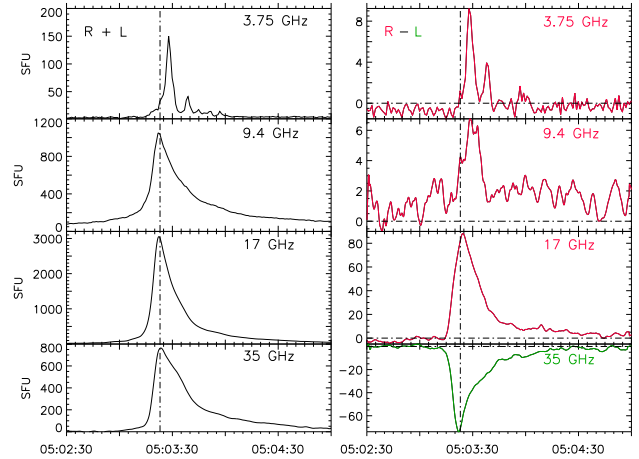


Fig. 2. Microwave light curves for 13 Mar 2000 event. Total intensity ($I = R + L$), left column, and polarization ($V = R - L$), right column, from NoRP at four different frequencies as indicated in the panels. RCP emission, presumably produced by electrons is shown in red; LCP emission, presumably produced by positrons is shown in green. 1 SFU = 10^{-22} Watt m^{-2} Hz^{-1} is the Solar Flux Unit; time hh:mm:ss is the Universal Time, UT.

polarization at 35 GHz is opposite to that at 17 GHz as expected for the positron contribution. Then, to check this hypothesis we have to examine the spatially resolved microwave and magnetic field measurements. Figure 3 clearly shows that (i) there is only a single source at 17 and 34 GHz; (ii) the microwave source at 34 GHz spatially coincides with that at 17 GHz and also with the area where the 17 GHz emission is uniformly RCP; and (iii) the northern end of the 17 GHz RCP source projects onto positive (North) magnetic polarity, while the 17 GHz LCP source projects onto negative (South) magnetic polarity. These regions indicate photospheric footpoints presumably connected by a coronal magnetic flux tube (Bastian et al. 1998) illuminated by the microwave brightness. Then, the region occupied by the 17 GHz RCP emission (red solid contours in the left panel or grades of red in the right image) traces the fraction of this loop with the positive line-of-sight magnetic field. These, along with Fig. 2, confirm that radiation at 17 GHz is polarized as the extraordinary wave mode (as expected for electrons) and so emission at 34 GHz is polarized as the ordinary wave mode (as expected for positrons); thus, the conclusion that the observed microwave emission at 34 GHz is produced by fast flare-created positrons is inescapable for the event analyzed as there is no simple way of interpreting the reported observation with only an electron component. As has been said this event is not unique. We found similar evidence for relativistic positrons in five other solar flares.

4. Discussion

This finding is fundamentally important for studying astrophysical energy release and nuclear interactions. Indeed, understanding of charged particle acceleration in astrophysical sources with strong energy release – includ-

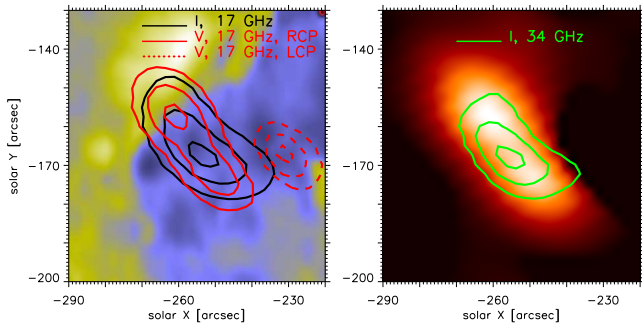


Fig. 3. Imaging data. Left panel shows color image of the line-of-sight photospheric magnetic field measured prior to the flare, at 04:51:30 UT, by SOHO/MDI in the optical band using Zeeman line splitting, where grades of yellow (blue) indicate positive (negative) values. Spatial distributions of the total and polarized intensities at 17 GHz are shown using various contours as indicated in the plot at the levels of 40, 70, and 95% of the corresponding peak value. Right panel shows spatial distribution of the positively polarized 17 GHz intensity (same as solid red contours in the left panel) in grades of red with the 34 GHz total intensity superimposed in green contours at 40, 70, and 95% of the peak value. This spatial relationship, together with Fig. 2, prove that the emissions at 17 and 34 GHz, coming from the same spatial location, have opposite circular polarization as predicted for the electron/positron combination as in Fig. 1.

ing gamma-ray bursts, supernova remnants, and solar flares – requires complementary knowledge about both fast electrons and ions (Lin et al. 2003, Shih et al. 2009, Lin et al. 2011, Forrest & Chupp 1983). At present, however, the information about the accelerated ions is highly limited and comes primarily from the gamma-ray lines produced at nuclear de-excitations (Hurford et al. 2006) or high-energy gamma-ray emission produced from π^0 decay and associated gamma-ray continuum produced by secondary positrons (e.g., Ackermann et al. 2012, 2013a, 2013b).

Another, potentially highly informative, but almost unexplored channel is through the microwave emission produced by secondary positrons created either from β^+ decaying radioactive nuclei or from decay of π^+ particles. So far these positrons were observed via the positron annihilation line at 0.511 MeV (Murphy et al. 2005, Share et al. 2004, Schrijver et al. 2006). Although helpful, the diagnostics potential of this line is highly limited as it is produced by already thermalized particles; thus, no information about the original positron energy spectrum or transport can be obtained from the annihilation line. Diagnostics based on the high-energy bremsstrahlung produced by the secondary positrons is potentially more promising. However, the ambiguity of the leptonic-vs-hadronic spectral fits to the gamma-ray spectra (e.g., Ackermann et al. 2012) introduces an uncertainty to this gamma-ray diagnostics.

In contrast, the discovery of the microwave emission produced by flare-created relativistic positrons opens a new window for studying the nuclear component of the

accelerated particles and their interactions. Indeed, until recently only the largest, X-class flares were considered as potentially efficient nuclear accelerators. However, Fermi LAT observations (e.g., Ackermann et al. 2013a) detected the high-energy π^0 -created gamma-ray component from much weaker, M- and C- class flares. Thus, detection of the nuclear acceleration signature depends on the available sensitivity of the observational tool, rather than on the X-ray class of the flare. The microwave observations with their extraordinary sensitivity to small numbers of emitting particles promise a new look at relativistic positrons and, accordingly, the acceleration and transport of nuclei in solar flares.

Coming years will bring an opportunity to routinely detect the relativistic positron contributions in flares using new radio facilities, including Jansky VLA (Perley et al. 2011) and ALMA (Beasley et al. 2006, Karlický et al. 2011), having an ability to image circular polarization at the relevant high microwave/mm frequencies. This will provide us with invaluable information on the relativistic positron spectra, spatial distribution, and evolution in solar flares, and help to much better constrain the nuclear component of the flare-accelerated particles.

Acknowledgements. We thank Dale Gary and Victoria Kurt for valuable comments. This work was supported in part by NSF grants AGS-0961867, AST-0908344, AGS-1250374 and NASA grants NNX11AB49G and NNX13AE41G to New Jersey Institute of Technology. This study was supported by the Russian Foundation of Basic Research (12-02-91161, 12-02-00173, 12-02-10006) and by a Marie Curie International Research Staff Exchange Scheme Fellowship within the 7th European Community Framework Programme. The work is supported in part by the grants of Ministry of education and science of the Russian Federation (State Contracts 16.518.11.7065 and 02.740.11.0576). We thank the Nobeyama team and SOHO team for providing open access to their data. This work also benefited from workshop support from the International Space Science Institute (ISSI).

References

- Ackermann, M., Ajello, M., Allafort, A., et al. 2012, *ApJ*, 745, 144.
- Ackermann, M., et al. 2013 submitted to *ApJ*, <http://arxiv.org/abs/1304.3749>
- Ackermann, M., et al. 2013 submitted to *ApJ*, <http://arxiv.org/abs/1304.5559>
- Akimov, V.V., Afanassyev, V.G., Belousov, A.S., et al. 1991, *Proc. 22nd Int. Cosmic Ray Conf. (Dublin)*, 3, 73.
- Akimov, V.V., Leikov, N.G., Kurt, V.G., & Chertok, I.M., 1994, in *AIP Conf. Ser. 294, High Energy Solar Phenomena*, ed. J.M. Ryan & W.T. Vestrand (Melville, NY: AIP), 130.
- Akimov, V.V., Ambroz, P., Belov, A.V., et al. 1996, *Sol. Phys.*, 166, 107.
- Anderson, C. D. 1932, *Science*, 76, 238.
- Bastian, T. S., Benz, A. O., & Gary, D. E. 1998, *ARA&A*, 36, 131.

- Beasley, A. J., Murowinski, R., & Tarengi, M. 2006, Proceedings of the SPIE. 6267, 626702.
- Defouw, R. J. 1970, Nature, 228, 1068.
- Charles, D. Dermer 1986, ApJ, 307, 47.
- Chupp, E.L., Forrest, D.J., Ryan, J.M., Higbie, P.R., Suri, A.N., Tsai, C., & Dunphy, P.P. 1973, Nature, 241, 333.
- Chupp, E.L., Debrunner, H., Flückiger, E., Forrest, D. J., Golliez, F., Kanbach, G., Vestrand, W.T., Cooper, J., & Share, G. 1987, ApJ, 318, 913.
- Eichler, D. 1982, Nature, 295, 391.
- Fleishman, G. D., Kontar, E. P., Nita, G. M., & Gary D.E. 2011, ApJL, 731, L19.
- Forrest, D. J. & Chupp, E. L. 1983, Nature, 305, 291.
- Forrest, D.J., Vestrand, W.T., Chupp, E.L., Rieger, E., Cooper, J., & Share, G.H. 1985, Proc. 19th Int. Cosmic Ray Conf. (La Jolla), 4, 146.
- Forrest, D.J., Vestrand, W.T., Chupp, E.L., Rieger, E., & Cooper, J. 1986, Adv. Space Res., 6, 115.
- Grechnev, V.V., Kurt, V.G., Chertok, I.M., et al. 2008, Sol. Phys., 252, 149.
- Hurford, G. J. et al. 2006, ApJL, 644, L93.
- Karlický, M., Bárta, M., Dabrowski, B. P., & Heinzel, P. 2011, Sol. Phys., 268, 165.
- Kozlovsky, B., Lingenfelter, R. E., & Ramaty, R. 1987 ApJ, 316, 801.
- Krucker, S., Gimenez de Castro, C. G., Hudson, H. S et al. 2013, A&A Rev., 21, article id. 58.
- Kuznetsov, S.N., Kurt, V.G., Yushkov, B.Yu., Kudela, K., & Galkin, V.I. 2011, Sol. Phys., 268, 175.
- Kurt, V., Kudela, K., Yushkov, B., & Galkin, V. 2013, Advances in Astronomy, 2013, id. 690921.
- Lin, R. P. et al. 2003, ApJL, 595, L69.
- Lin, R. P. et al. 2011, Space Sci. Rev., 159, 421.
- MacKinnon, A. L. & Mallik, P. C. V. 2010, A&A, 510, A29.
- Melrose, D. B. 1968, Ap&SS, 2, 171.
- Murphy, R. J. & Ramaty, R. 1984, Adv. in Sp. Res., 4, 127.
- Murphy, R. J., Dermer, C. D., & Ramaty, R. 1987, ApJS, 63, 721.
- Murphy, R. J. , Share, G. H., Skibo, J. G., & Kozlovsky, B. 2005, ApJS, 161, 495.
- Murphy, R. J., Kozlovsky, B., & Share, G. H. et al. 2007, ApJS, 168, 167.
- Nakajima, H., Sekiguchi, H., Sawa, M., Kai, K., & Kawashima, S. 1985, PASJ, 37, 163.
- Nakajima, H. et al. 1994, Proc. IEEE, 82, 705.
- Perley, R. A., Chandler, C. J., Butler, B. J., & Wrobel, J. M. 2011, ApJL, 739, id. L1, 5.
- Ramaty, R., Kozlovsky, B., & Lingenfelter, R. E. 1979, ApJS, 40, 487.
- Ramaty, R. & Murphy, R. J. 1984, Bulletin of the American Astronomical Society, 16, 890.
- Ramaty, R. & Murphy, R. J. 1987 Space Sci. Rev., 45, 213.
- Share, G. H., Murphy, R. J., Smith, D. M., Schwartz, R. A., & Lin, R. P. 2004, ApJL, 615, L169.
- Scherrer, P. H. et al. 1995, Sol. Phys., 162, 129.
- Schrijver, C. J., Hudson, H. S., Murphy, R. J., Share, G. H., & Tarbell, T. D. 2006, ApJ, 650, 1184.
- Shih, A. Y., Lin, R. P., & Smith, D. M. 2009, ApJL, 698, L152.
- Silva, A. V. R. et al. 2007, Sol. Phys., 245, 311.
- Stecker, F. W. 1978, Nature, 273, 493.
- Trottet, G., Krucker, S., Lthi, T., & Magun, A. 2008, ApJ, 678, 509.