

On the frequency of planetary systems around G-dwarfs

Richard J. Parker^{*} and Sascha P. Quanz

Institute for Astronomy, ETH Zürich, Wolfgang-Pauli-Strasse 27, 8093 Zürich, Switzerland

Accepted for publication in MNRAS

ABSTRACT

We determine the fraction of G-dwarf stars that could host stable planetary systems based on the observed properties of binaries in the Galactic field, and in various postulated primordial binary populations, which assume that the primordial binary fraction is higher than that in the field. We first consider the frequency of Solar System analogues – planetary systems that form either around a single G-dwarf star, or a binary containing a G-dwarf where the binary separation exceeds 100–300 au. If the primordial binary fraction and period distribution is similar to that in the field, then up to 63 per cent of G-dwarf systems could potentially host a Solar System analogue. However, if the primordial binary fraction is higher, the fraction of G-dwarf systems that could host a planetary system like our own is lowered to 38 per cent.

We extend our analysis to consider the fraction of G-dwarf systems (both single and binary) that can host either circumprimary planets (orbiting the primary star of the binary) or circumbinary planets (orbiting both stars in the binary) for fiducial planetary separations between 1 – 100 au. Depending on the assumed binary population, in the circumprimary case between 65 and 95 per cent of systems can host a planet at 1 au, decreasing to between 20 and 65 per cent of systems that can host a planet at 100 au. In the circumbinary case, between 5 and 59 per cent of systems can host a planet at 1 au, increasing to between 34 and 75 per cent of systems that can host a planet at 100 au.

Our results suggest that the assumed binary fraction is the key parameter in determining the fraction of potentially stable planetary systems in G-dwarf systems and that using the present-day value may lead to significant overestimates if the binary fraction was initially higher.

Key words: Planets and satellites: dynamical evolution and stability – stars: formation – binaries: general

1 INTRODUCTION

How many stars harbour planetary systems and what fraction of those planets are potentially habitable? In recent years, astronomical observations have made great progress in addressing and partly answering these fundamental questions of astrophysical research. Large-scale, ground-based radial velocity (RV) surveys constrain the occurrence rate of exoplanets around nearby G- and M-dwarf stars for the innermost few astronomical units (au) (e.g., Mayor et al. 2011; Bonfils et al. 2013), and some first estimates for the mass and period distribution of those planets have been made (Cumming et al. 2008). In addition, the *Kepler* space mission was specifically designed to determine the frequency of Earth-sized planets in and near the habitable zones of Sun-like stars (Borucki et al. 2010) and the first candidates for

exoplanets orbiting in their star’s habitable zone have been identified (e.g. Borucki et al. 2012, 2013).

One important open issue is the question of how the multiplicity of stars impacts the formation and occurrence rate of extrasolar planets. Most RV surveys focus on observing quiet, single stars (e.g. Mayor et al. 2011), and for the *Kepler* targets it is unclear how many of the exoplanet candidates potentially orbit binary or multiple star systems. Therefore, the statistical ground on which predictions for planets in multiple systems are made is much weaker.

Binaries in which a planet orbits one of the stellar components of the system (e.g. Eggenberger et al. 2004; Raghavan et al. 2006) have been detected, but the fraction of binary systems that host planets could be much higher than the currently observed value ($\sim 20 - 30$ per cent), due to observational incompleteness (Bonavita & Desidera 2007). The *Kepler* mission has detected circumbinary planets, where the planet orbits both components of the sys-

^{*} E-mail: rparker@phys.ethz.ch

tem. Recent results have shown several planets orbiting binaries with semi-major axes < 0.25 au (Doyle et al. 2011; Orosz et al. 2012a,b; Welsh et al. 2012), and Welsh et al. (2012) estimate that the frequency of binaries with circumbinary Jupiter-mass planets could be several percent.

The issue of binarity becomes important when one considers the fact that a large fraction of stars in the Galactic field are in binary systems (Duquennoy & Mayor 1991; Raghavan et al. 2010). The binary fraction (number of binary systems divided by number of single stars plus binary systems) for stars with a similar mass to the Sun (G-dwarfs) is ~ 50 per cent (Raghavan et al. 2010), but may be lower (30 – 40 per cent) for the more numerous M-dwarfs (Fischer & Marcy 1992; Lada 2006; Bergfors et al. 2010; Janson et al. 2012). In addition, if some fraction of star formation occurs in relatively dense clustered environments, then interactions between stars can break up binaries with large semi-major axes (e.g. Kroupa 1995). This implies that the primordial binary fraction is probably higher, and recent numerical experiments have suggested a primordial binary fraction of ~ 75 per cent (Parker et al. 2011; King et al. 2012a).

Hence, if the majority of stars form in binary systems, then the potential effects of binaries on the formation, evolution and stability of planetary systems become important for planetary population synthesis and characterisation. So far, no complete census of the Galactic field is available in order to determine the fraction of binary systems that can host stable planetary systems. Up to now, several authors have focused on specific nearby binary systems (e.g. Jaime, Pichardo & Aguilar 2012), or even determined the habitable zones for terrestrial planets in these binaries (Eggl et al. 2013).

In this paper, we adopt a statistical approach with the goal of estimating what fraction of G-type, i.e. solar type, systems – be they single or binary – can harbour planetary systems. To do so we make use of the recently updated binary statistics for G-dwarfs in the field (Raghavan et al. 2010) and we expand the study to consider higher initial binary fractions and different binary semi-major axes distributions.

The paper is organised as follows. In Section 2, we discuss the properties and fraction of binary stars in the field, and in star forming regions. In Section 3 we briefly review the observations of planets, and protoplanetary discs, in binaries. We describe our numerical approach in Section 4 and present the results of Monte Carlo experiments in Section 5. We initially focus on the implications of binary properties for Solar System analogues, before discussing the more diverse exoplanetary systems. We present our discussion and conclusions in Section 6.

2 PROPERTIES OF BINARY SYSTEMS

In this section we review the observed properties of binary stars in both the Galactic field and in young star forming regions. We discuss the observed distributions of orbital parameters, as well as the overall binary fractions.

2.1 The Galactic field

The binary properties of Solar-like G-type stars (with masses in the range $0.8 \leq m_G/M_\odot \leq 1.2$) in the local Solar neighbourhood were comprehensively studied in the volume-limited survey by Duquennoy & Mayor (1991). More recently, Raghavan et al. (2010) repeated this work and updated the statistics. The overall binary fraction, f_{bin} , of G-type stars in the field is 46 per cent, where

$$f_{\text{bin}} = \frac{B}{S + B}, \quad (1)$$

and S , B , are the number of single and binary systems, respectively. Therefore, half of all Sun-like stars reside in binary systems.

Turning to the distributions of orbital parameters, Duquennoy & Mayor (1991) and Raghavan et al. (2010) found that the distribution of orbital periods could be fit by a \log_{10} -normal. Assuming an average system mass of $1.5 M_\odot$ (Raghavan et al. 2010), the semi-major axis (hereafter separation) distribution peaks at 40 au, but extends from 10^{-3} au to 10^6 au. The \log_{10} -normal fit to the separation distribution from Raghavan et al. (2010) is shown by the solid line in Fig. 1(a).

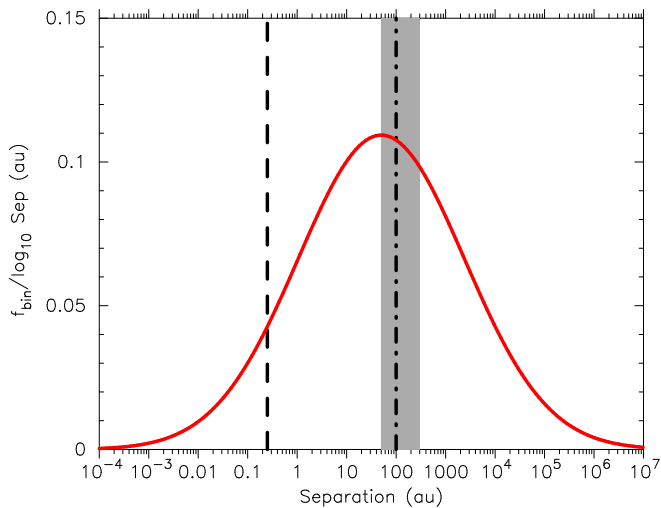
The orbital eccentricities of binary systems vary as a function of the separation (see Fig. 1(b)). Very close systems ($a < 0.1$ au) are thought to have undergone tidal circularisation (Zahn 1989; Zahn & Bouchet 1989; Mathieu 1994), whereas wider systems can have an eccentricity of between zero and unity. For wider ($a > 10$ au) systems, the eccentricity distribution is consistent with being flat (Raghavan et al. 2010).

2.2 Star forming regions

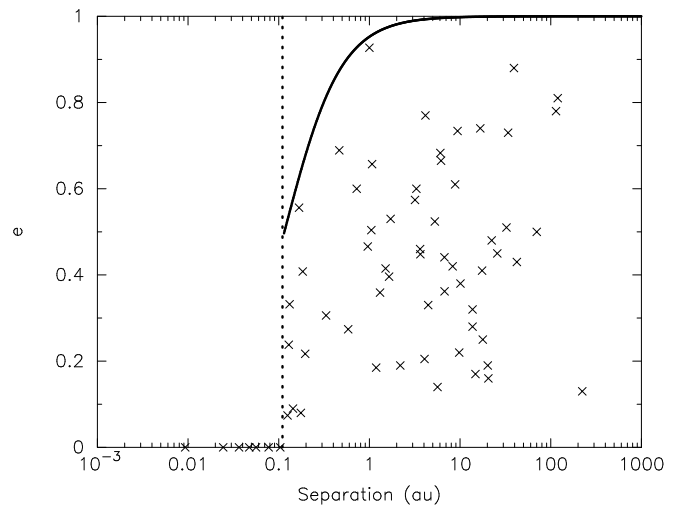
Observations of binaries in star forming regions are not as complete as for the nearby field stars. Data on spectroscopic (i.e. close) binaries are scarce, but observations of visual binaries (with primary masses in the range $0.1 - 3.0 M_\odot$) in nearby star forming regions have recently been collated by King et al. (2012a,b). The overall binary fraction in nearby star forming regions is generally consistent with the field, although some regions such as Taurus could have a higher fraction.

The distance to a star forming region governs the separation range for which we observe systems; at small separations the two components of a binary will not be resolved and conversely at larger separations the binary becomes indistinguishable against the background cluster members. Typically, the separation range probed is $\sim 20 - 1000$ au, which straddles the peak of the separation distribution of field binaries. However, the study by King et al. (2012b) demonstrated that there is an excess of binaries with separations in the range 19 – 100 au compared to the field. Other authors (e.g. Connelley, Reipurth & Tokunaga 2008) have noted an apparently flat separation distribution in young star forming regions in the range 100 – 3000 au, in agreement with Öpik’s law (Öpik 1924).

Several authors have postulated a very dynamic model of star formation in clusters, in which stars form predominantly in binaries ($f_{\text{bin}} = 100$ per cent), which are subsequently destroyed by two-body interactions (e.g.



(a) Separation distribution of field binaries



(b) Eccentricity–separation distribution of field binaries

Figure 1. Distribution of orbital parameters of binary stars in the field. The \log_{10} -normal fit to the separation distribution from Raghavan et al. (2010) is shown in panel (a) by the solid red line. The range of minimum binary separations where two planetary systems could form independently around both stellar components is shown by the grey shaded region (50 – 300 au; Duchêne 2010; Kraus et al. 2012), with the ‘median’ value of 100 au from the literature shown by the dot-dashed line (see Section 3). The maximum binary separation for systems hosting circumbinary planets observed by *Kepler* (0.25 au) is shown by the dashed line. The relation between orbital eccentricity and separation (Duquennoy & Mayor 1991; Raghavan et al. 2010) is shown in panel (b). The dotted vertical line indicates the separation below which binary orbits are observed to be circular (0.11 au), and the solid line indicates the transition between eccentricities of zero and a flat distribution.

Kroupa 1995; Parker et al. 2011). Kroupa (1995) and Kroupa & Petr-Gotzens (2011) formulated a pre-main sequence separation distribution (hereafter K95), in which an excess of binaries with separations > 200 au form and are destroyed in young (< 10 Myr) clusters. However, many of these simulated primordial binaries have separations of order the cluster radius (Parker et al. 2011) and probably could not form in such dense environments.

In Fig. 2 we show three different separation cumulative distributions. Firstly, the log-normal fit to the Raghavan et al. (2010) field G-dwarf binaries is shown by the solid red line. Secondly, the pre-main sequence separation distribution derived by Kroupa (1995), which has an excess of wide binaries (> 200 au) compared to the field, is shown by the blue dashed line. Finally, a log-uniform separation distribution (Öpik’s law, Öpik 1924) between 10 and 3000 au (observed in several star forming regions, Connelley et al. 2008) is shown by the green dot-dashed line.

In summary, the fraction of stars that are part of a binary system is ~ 50 per cent, but the fraction of stars that *form* in binary systems may be up to 75 per cent (Parker et al. 2011), with an excess of wide primordial binaries. In the following sections, we will explore the implications of this for the formation and stability of planetary systems.

3 PLANETS AND DISCS IN AND AROUND BINARIES

Some observational effort has gone into searching for binary companions to known exoplanet hosts (e.g. Raghavan et al.

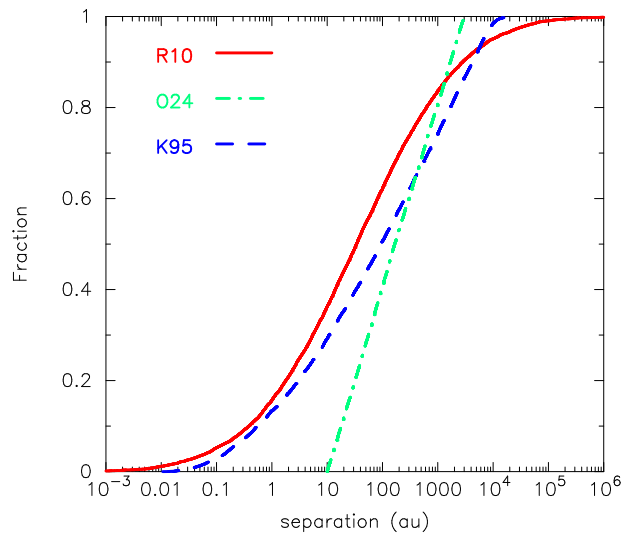


Figure 2. Three different separation distributions for binary stars. The log-normal fit to G-dwarf binaries in the field from Raghavan et al. (2010, R10) is shown by the solid red line. The derived pre-main sequence separation distribution from Kroupa (1995, K95) is shown by the dashed blue line. Finally, a log-uniform distribution between 10 au and 3000 au (e.g. Öpik 1924; Connelley et al. 2008, O24) is shown by the dot-dashed green line.

2006). Such planets orbit one of the component stars of the binary in a satellite, or ‘S-type’ orbit (Dvorak 1986). Estimates of the frequency of binaries hosting planets in ‘S-type’ orbits suggest a value of 20 – 30 per cent (Raghavan et al. 2006; Bonavita & Desidera 2007); however, these values are lower-limits and the fraction hosting planets could be sim-

ilar to single stars (Bonavita & Desidera 2007). Furthermore, recent results from the *Kepler* mission have unearthed circumbinary planets (a ‘P-type’ orbit, Dvorak 1986); planets orbiting very tight $a_{\text{bin}} < 0.25$ au binary systems (Doyle et al. 2011; Orosz et al. 2012a,b; Welsh et al. 2012).

In order to determine whether a planet could have formed and remained stable in a binary system, we adopt the critical semimajor axis criteria, a_c , derived from numerical experiments by Holman & Wiegert (1999). They placed massless particles on coplanar, prograde circular orbits within a binary system and obtained a quadratic fit to their numerical results for a_c (for an ‘S-type’ orbit):

$$a_{cS} = [0.464 - 0.38\mu - 0.631e + 0.586\mu e + 0.15e^2 - 0.198\mu e^2]a_{\text{bin}} \quad (2)$$

Here, a_{bin} is the semi-major axis of the binary, e is the eccentricity of the binary, and $\mu = m_s/(m_p + m_s)$, where m_p and m_s are the primary and secondary masses of the binary, respectively. A planet is stable if its semi-major axis is less than a_{cS} .

In our analysis, we also consider constraints from observations of discs in binary stars in order to determine the fraction of planetary systems that could form and remain stable in a binary. Kraus et al. (2012) analysed the disc frequency of binaries versus single stars in young star forming regions, and found that binaries with separations $> 50 - 100$ au are comparable to single stars. Indeed, Duchêne (2010) notes that binaries with separations $> 100 - 300$ au are indistinguishable from single stars in terms of their protoplanetary discs, debris discs and fully formed planetary systems. Therefore, a binary with a separation in excess of ~ 300 au could potentially harbour two independent planetary systems.

In Fig. 1(a), we show the separation range (50–300 au) at which binaries become indistinguishable from single stars (in terms of their ability to host planetary systems) by the grey shaded region, and 100 au is shown by the dot-dashed line.

When considering planets on circumbinary (‘P-type’) orbits, Holman & Wiegert (1999) also derived an expression based on their numerical experiments for the minimum separation a planet could orbit a binary system and remain stable:

$$a_{cP} = [1.6 + 5.1e - 2.22e^2 + 4.12\mu - 4.27e\mu - 5.09\mu^2 + 4.61e^2\mu^2]a_{\text{bin}} \quad (3)$$

Here, a planet is stable if its semi-major axis is greater than a_{cP} .

The circumbinary planets detected by *Kepler* orbit binaries with semi-major axes $a < 0.25$ au. However, circumbinary discs have been observed around binaries with much larger separations (Monin et al. 2007). Specific examples include SR24N, where $a \sim 32$ au (Andrews & Williams 2005); GG Tau A, where $a \sim 60$ au (Köhler 2011); and UY Aur, where $a \sim 190$ au (Close et al. 1998). Whilst only a handful of examples, these systems demonstrate that circumbinary planet formation may occur around very wide (10s of au) binary systems.

In our analysis of planets orbiting on such ‘P-type’ orbits, we will exclude the possibility that a system might theoretically contain circumbinary *and* circumprimary planets.

Equations 2 and 3 are only valid for binaries with eccentricities $e < 0.7 - 0.8$, and for $0.1 \leq \mu \leq 0.9$ (Holman & Wiegert 1999). In Section 5 we discuss the frequency of sampled binaries in our experiment that lie outside this range.

Note that we are using the terms separation and semi-major axis interchangeably; most observations of binary stars only determine the instantaneous separation, which is related *on average* to the semi-major axis (Duquennoy & Mayor 1991) by

$$\log a'' = \log \rho'' + 0.13, \quad (4)$$

where a'' and ρ'' are the semi-major axis and separation (both in arcseconds). Therefore, when determining whether a binary could host a stable planet according to a_{cS} or a_{cP} , care must be taken to consider the full range of binary semi-major axes that may be possible, based on the separation.

The stability criteria derived by Holman & Wiegert (1999) assumes that the planets have already formed. The study by Pichardo et al. (2005) discusses the truncation of circumstellar discs as a function of the host binary parameters, and Thébaud et al. (2006) discuss the regime in which binary components affect accretion of planetesimals. Indeed, Duchêne (2010) finds that planet formation in < 100 au binaries is affected by much shorter clearing timescales for the protoplanetary discs, perhaps preventing the slow build-up of terrestrial planets. In our subsequent analysis, we do not comment on the mass or composition of the hypothetical planets, and assume they have been allowed to form without external perturbations.

Finally, we note that in reality, planets may exist that do not fulfill the stability criteria in Equations 2 and 3. As an example, the ν Oct system is a binary with a semi-major axis $a_{\text{bin}} = 2.55$ au which appears to host a planet with a (relatively) high semi-major axis ($a_{\text{planet}} = 0.45a_{\text{bin}}$, Ramm et al. 2009). For the system parameters, a massless particle can only be stable according to Equation 2 if $a_{\text{planet}} < 0.25a_{\text{bin}}$, although stability may be possible if the orbit is retrograde (Eberle & Cuntz 2010; Goździewski et al. 2013).

4 METHOD

In order to create our field population of single and binary systems, we perform the following Monte Carlo experiment. We choose a random number between 0 and 1 and if it is lower than our chosen f_{bin} we make a binary system. We draw primary masses from a composite IMF, consisting of the Chabrier (2005) log-normal for $m < 1 M_{\odot}$, and the Salpeter (1955) power-law slope for higher-mass stars (see also Bastian et al. 2010):

$$\xi(\log m) = 0.093 \exp \left\{ -\frac{(\log m - \overline{\log m})^2}{2\sigma_{\log m}^2} \right\}, \quad m \leq 1 M_{\odot} \quad (5)$$

$$= 0.041 m^{-1.35}, \quad m > 1 M_{\odot}.$$

Here, $\overline{\log m} = 0.2$ is the mean stellar mass and $\sigma_{\log m} = 0.55$ is the variance (Chabrier 2005). As we are limiting our study to G-dwarf primaries, we re-select the mass if falls outside of the range $0.8 \leq m_G/M_{\odot} \leq 1.2$. The mass of the secondary component is drawn from a flat mass ratio distribution, in accordance with observations of binaries in

the field (Metchev & Hillenbrand 2009; Reggiani & Meyer 2011).

For the distribution of the semi-major axes, or equivalently, of the periods of our binary systems, we pick one of the three different distributions presented in Fig. 2:

- The log-normal fit to the data in the field by Raghavan et al. (2010):

$$(\log_{10} P) \propto \exp \left\{ \frac{-(\log_{10} P - \overline{\log_{10} P})^2}{2\sigma_{\log_{10} P}^2} \right\}, \quad (6)$$

where $\overline{\log_{10} P} = 5.03$, $\sigma_{\log_{10} P} = 2.28$ and P is in days.

- The initial pre-main sequence period function derived by Kroupa (1995):

$$f(\log_{10} P) = \eta \frac{\log_{10} P - \log_{10} P_{\min}}{\delta + (\log_{10} P - \log_{10} P_{\min})^2}, \quad (7)$$

where $\log_{10} P_{\min}$ is the logarithm of the minimum period in days. We adopt $\log_{10} P_{\min} = 0$; and $\eta = 3.5$ and $\delta = 100$ are the numerical constants adopted by Kroupa (1995) and Kroupa & Petr-Gotzens (2011) to fit the observed pre-main sequence distributions.

- A log-uniform distribution, first postulated by Öpik (1924) and observed (in the range 10 – 3000 au) in some star forming regions (Connelley et al. 2008).

We convert the periods to semi-major axes using the masses of the binary components, which, for the orbital periods derived by Raghavan et al. (2010), results in the distribution shown by the solid red line in Fig. 1(a).

We also assign an orbital eccentricity to each binary based on the distribution observed for field G-dwarf binaries. Systems with periods less than 12 days (~ 0.11 au) are on circular orbits ($e = 0$), whereas systems with longer periods have a flat eccentricity distribution (Raghavan et al. 2010). We first draw eccentricities from a flat distribution, and circularise systems with $P < 12$ days. If a system has $P > 12$ days, but the chosen eccentricity exceeds the following period-dependent value (indicated by the solid line in Fig. 1(b)):

$$e_{\text{tid}} = \frac{1}{2} [1 + \tanh(1.6 \log_{10} P - 1.7)], \quad (8)$$

we reselect the eccentricity. Note that this differs slightly from the formula adopted in our previous work (e.g. Parker & Quanz 2012), which was based on the older Duquennoy & Mayor (1991) data. In star forming regions the eccentricity distributions are not well constrained, and we adopt the field distribution for our other assumed period/separation distributions.

We repeat this process until we have a total of 1000 *stars* for each realisation. We now have a ‘population’ of systems (both binary and single) for which we determine the fraction that could harbour a ‘planetary system’, which is defined in different ways. This experiment is repeated 10 times, yielding 10 independent ‘populations’, in order to quantify the stochasticity of this approach and to obtain an average value and an associated variance.

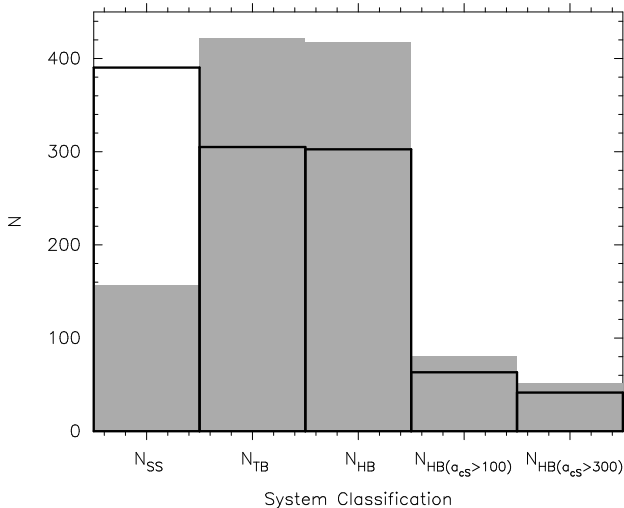


Figure 3. The distribution of systems for a field-like binary fraction ($f_{\text{bin}} = 0.46$) and the Raghavan et al. (2010) separation distribution (open histogram), and assuming the same separation distribution but a binary fraction of $f_{\text{bin}} = 0.75$ (the shaded histogram). The number of single stars (N_{SS}) dominates for $f_{\text{bin}} = 0.46$, whereas the binaries (N_{TB}) dominate for a higher binary fraction. The number of systems for which we can apply the Holman & Wiegert (1999) stability criterion is given by N_{HB} . Interestingly, the number of binaries that could potentially host solar system analogues ($N_{\text{HB}(a_{\text{CS}} > 100)}$ and $N_{\text{HB}(a_{\text{CS}} > 300)}$) are similar for both populations (see text and Table 1 for full details and uncertainties).

5 RESULTS

In this section we first discuss the frequency of stable Solar System analogues based on the Galactic binary population (Section 5.1), before considering extrasolar systems in general (Section 5.2). We define a Solar system analogue as either a single G-dwarf; or alternatively a binary which contains at least one G-dwarf, and has a separation greater than 300 au (which would allow our planetary system to exist in a stable configuration).

5.1 The Solar System

From our Monte Carlo experiments, we determine the fraction of G-type stars that could host ‘Solar System analogues’, taking into account the binary properties in the field (Raghavan et al. 2010). Estimating this fraction is based on the following criteria:

Firstly, as the binary fraction of G-type stars is 0.46, a significant number of these stars are single and have no constraints on the planetary systems they can host. We refer to the number of single G-type stars as ‘ N_{SS} ’ in Table 1 and Fig. 3.

The remaining systems are then binaries and refer to the *total* number of binaries as ‘ N_{TB} ’. We then apply the Holman & Wiegert (1999) critical semi-major axis criterion (see equation 2) to the binary system. If the periastron distance (defined in the usual way as $r_{\text{peri}} = a(1 - e)$) exceeds a_{CS} , then the binary system can potentially host a planetary system (in an S-type orbit) and we apply Eq. 2 for the chosen planetary separation. In certain cases, such as high

Table 1. Numbers of *systems* from Monte Carlo sampling of 1000 stars with the Raghavan et al. (2010) period distribution observed in the field, but with two different binary fractions. From left to right, the binary fraction (f_{bin}), the number of single stars with this binary fraction, N_{SS} , the total number of binary stars, N_{TB} , the number of binaries that have a periastron distance r_{peri} exceeding the Holman & Wiegert (1999) stability criteria, N_{HB} . Next, we show the number of these planet-hosting binaries with $a_{cS} > 100$ au, $N_{\text{HB}(a_{cS}>100)}$, and the number of host binaries with $a_{cS} > 300$ au, $N_{\text{HB}(a_{cS}>300)}$. Finally, we show the number of host binaries with $a_{cS} > 100$ au and $a_{cS} > 300$ au, that also have a G-dwarf secondary ($N_{\text{HB}(a_{cS}>100),Gs}$ and $N_{\text{HB}(a_{cS}>300),Gs}$, respectively).

f_{bin}	N_{SS}	N_{TB}	N_{HB}	$N_{\text{HB}(a_{cS}>100)}$	$N_{\text{HB}(a_{cS}>300)}$	$N_{\text{HB}(a_{cS}>100),Gs}$	$N_{\text{HB}(a_{cS}>300),Gs}$
0.46	390 ± 15	305 ± 7	303 ± 7	63 ± 6	42 ± 4	10 ± 1	7 ± 2
0.75	157 ± 12	422 ± 6	418 ± 6	80 ± 7	52 ± 6	15 ± 3	10 ± 4

(> 0.9) binary eccentricity, we cannot apply Eq. 2 and we must remove the system from our analysis (this turns out to be only a handful of systems – the difference between columns 3 and 4 in Table 1). The number of binary systems that we can apply Eq. 2 to is designated ‘ N_{HB} ’.

Of the N_{HB} binaries, we apply the constraints discussed in Section 3. We consider 50 au as the “edge” of our Solar System (Allen et al. 2001) and determine the number of binaries where the critical semi-major axis for planetary stability is $a_{cS} > 100$ au, which we label ‘ $N_{\text{HB}(a_{cS}>100)}$ ’; and the number of binaries where $a_{cS} > 300$ au (‘ $N_{\text{HB}(a_{cS}>300)}$ ’). This is the separation regime in which a binary system could host two individual protoplanetary discs which have not been truncated, i.e. they can be treated as single two stars (Duchêne 2010). As we are restricting our definition of a Solar analogue to a system with a G-type primary star, the binaries in which we treat the components as two individual stars must have a G-type secondary in order for us to count the system as a pair of Solar Systems. For $a_{cS} > 100$ au and $a_{cS} > 300$ au the number of binaries that have a G-dwarf secondary is ‘ $N_{\text{HB}(a_{cS}>100),Gs}$ ’ and ‘ $N_{\text{HB}(a_{cS}>300),Gs}$ ’, respectively.

The results for the binary properties in the Galactic field are shown in Table 1 and Fig. 3. The open histogram in Fig. 3 shows the results for a G-dwarf binary fraction of 0.46. Sampling 1000 stars, we obtain $390(\pm 15)$ single stars and $305(\pm 7)$ binary systems, a total of 695 systems. We are able to apply the Holman & Wiegert (1999) criteria for 303 of these binaries. The number of binaries that have $a_{cS} > 100$ au and $a_{cS} > 300$ au is $N_{\text{HB}(a_{cS}>100)} = 63 \pm 6$ and $N_{\text{HB}(a_{cS}>300)} = 42 \pm 4$, respectively. As mentioned above, a proportion of these latter systems have a G-dwarf secondary, so in principle these binaries could host two Solar System analogues (the final two columns in Table 1).

To summarise, the number of G-type *systems* that could host a Solar System analogue (conservatively assuming disc truncation in binaries with $a_{cS} < 300$ au) is $N_{\text{SS}} + N_{\text{HB}(a_{cS}>300)} + N_{\text{HB}(a_{cS}>300),Gs} = 439 \pm 16$, which translates into 63 per cent of our sample of 695 systems¹.

However, the primordial binary fraction is likely to have been higher than the value currently observed in the field (e.g. Kroupa 1995; Goodwin & Kroupa 2005; Kaczmarek et al. 2011; Parker et al. 2011). If we assume the primordial binary fraction was ~ 0.75 (Parker et al. 2011;

King et al. 2012a), then the distribution of systems (shown by the grey shaded histogram in Fig. 3) is markedly different (see also the second row of Table 1). We now have only $N_{\text{SS}} = 157(\pm 12)$ single stars, $N_{\text{TB}} = 422(\pm 6)$ binary systems (a total of 579 *systems*), of which $N_{\text{HB}} = 418(\pm 6)$ binaries could host stable planets. Again, assuming that a Solar System analogue could form without perturbations from the secondary star if $a_{cS} > 300$ au, we obtain the number of systems that could host a Solar System analogue as $N_{\text{SS}} + N_{\text{HB}(a_{cS}>300)} + N_{\text{HB}(a_{cS}>300),Gs} = 219 \pm 14$, which is only 38 per cent of the total number of systems.

5.2 Extrasolar systems

We now expand our results to the more general case and consider planets with a range of semi-major axes, and the proportion that can be stable, both in binary systems (S-type orbits) and around binary systems (P-type orbits).

Our goal here is to evaluate the impact of the assumed stellar binary fraction and separation distribution on the frequency of planets that could exist in either circumprimary or circumbinary orbits. We do not synthesise the results together to derive a global frequency of stellar systems that could host planets for two reasons. Firstly, very wide (> 300 au) binaries could potentially host two individual planetary systems, but we would require knowledge of the architecture of the planetary system, which may not be universal, to determine whether the planets are stable. Secondly, some moderately wide ($\sim 10 - 100$ au) binaries host circumbinary discs; we would therefore need some criterium to decide whether e.g. a 30 au binary will form circumprimary, circumbinary, or both types of, planetary systems in order to compute the global frequency.

We consider 5 different planetary semi-major axes; 1 au (an Earth-like orbit), 5 au (Jupiter-like), 30 au (Neptune-like), 50 au and 100 au. The final two values are chosen as potential separations for planets that may form via gravitational instability, rather than core accretion – and hence are able to form further from their host star.

5.2.1 Circumprimary (S-type) orbits

Firstly, as in Section 5.1, we draw 1000 stars with a binary fraction of 0.46; this translates into 695 *systems*. Of the systems that are binary, we determine whether we can apply the Holman & Wiegert (1999) criteria (we discard the very few binary systems for which $r_{\text{peri}} < a_{cS}$). We then determine

¹ Note that if we relax this constraint and allow Solar System analogues in binaries with $a_{cS} > 100$ au, then 67 per cent of systems can host stable Solar Systems.

the fraction of *systems*² that could host a planet, $f_{\text{stable,S}}$, at the chosen planetary separation, a_p distance thus:

$$f_{\text{stable,S}} = \frac{N_{a_{cS} > a_p} + N_{\text{SS}}}{N_{\text{TB}} + N_{\text{SS}}}, \quad (9)$$

where $N_{a_{cS} > a_p}$ is the number of binaries with a critical semi-major axis (Eq. 2) greater than the chosen planetary separation. Here we assume that planets form around every single star.

In Fig. 4(a) we show the fraction of systems which could host planetary systems, according to Eq. 9. We show the fraction for stars with the field statistics ($f_{\text{bin}} = 0.46$) by the red solid points. The majority of binaries in the field have a critical semi-major axis much larger than 1 au, and the fraction of systems that can host a planet is high. 85 per cent of binaries can host a planet with a semi-major axis of 1 au, which decreases with semi-major axis (70 per cent of systems can host a planet at 30 au and 65 per cent of systems can host a planet at 100 au).

Assuming a higher primordial binary fraction than observed in the field ($f_{\text{bin}} = 0.75$ versus $f_{\text{bin}} = 0.46$) decreases the fraction of systems that can host planets. We show these fractions by the red open circles in Fig. 4(a); 74 per cent of systems can host a planet at 1 au, 48 per cent can host a planet at 30 au and 41 per cent of systems can host a planet orbiting at 100 au. If we assume an even higher binary fraction ($f_{\text{bin}} = 1$) with the Raghavan et al. (2010) period distribution, the fraction of systems that can host stable planets drops even further (the red open squares in Fig. 4(a)).

There is a slight dependence on the results when assuming a different binary period distribution. The Kroupa (1995) period distribution for pre-main sequence binaries assumes a binary fraction of unity, and the shape of the distribution is field-like for close binaries, with an excess of binaries with separations > 100 au. The fraction of systems that can host stable planets at 1, 5, 30, 50 and 100 au assuming $f_{\text{bin}} = 1.0$ and the Kroupa (1995) period distribution is shown by the blue triangles in Fig. 4(a). The fractions of systems that can host stable planets at various separations are similar to the results for the Raghavan et al. (2010) period distribution and a lower binary fraction of $f_{\text{bin}} = 0.75$ (the red open circles). The reason for the fractions of stable systems being more similar to the Raghavan et al. (2010) distribution for $f_{\text{bin}} = 0.75$ rather than $f_{\text{bin}} = 1.0$ is because the Kroupa distribution contains more binaries with wide (> 100 au) separations, which can host stable planets at our chosen fiducial separations.

Similarly, there is a dependence on the assumed binary period distribution when we compare a log-uniform distribution (the green diamonds in Fig 4(a)) to a log-normal period distribution with the same binary fraction ($f_{\text{bin}} = 0.75$, the open red circles). Here, more planets are stable in binaries with separations drawn from the log-uniform distribution; however, we note that this distribution is truncated by observational incompleteness (it only spans the range $10 - 3000$ au compared to $10^{-3} - 10^6$ au for binaries in the field) and it is not clear how far it can be extrapolated.

² Here we do not consider the fraction of *stars* that could form a stable planetary system because this would require an assumption about the frequency of binaries where the secondary star hosts a planetary systems, and the architecture of the planetary systems.

In summary, depending on the assumed binary population, the fraction of systems that can host a planet on a circumprimary S-type orbit at 1 au ranges from ~ 65 per cent to 95 per cent. This fraction decreases almost linearly in log-space as a function of planet semi-major axis, so the fraction of systems that can host a planet at 100 au drops to between 20 per cent and 65 per cent.

5.2.2 Circumbinary (P-type) orbits

We now consider planets that could form on P-type orbits, i.e. in a disc surrounding both stellar components in the binary. We use the same 695 systems in which we calculated the fraction of planets that could be on stable circumprimary (S-type) orbits and first determine whether the apastron distance ($r_{\text{ap}} = a(1 + e)$) is less than a_{cP} so that we can apply Eq. 3 to the system.

The fraction of systems that could host a planet at the given separation is calculated using:

$$f_{\text{stable,P}} = \frac{N_{a_{cP} < a_p} + N_{\text{SS}}}{N_{\text{TB}} + N_{\text{SS}}}, \quad (10)$$

where $N_{a_{cP} < a_p}$ is the number of binaries with with a critical semi-major axis less than the chosen planetary separation. N_{TB} and N_{SS} are again the total number of binaries and single stars, which vary depending on the assumed binary fraction, f_{bin} .

In Fig. 4(b) we show the value of $f_{\text{stable,P}}$ for the same binary populations in Fig. 4(a). As we would expect, the results are qualitatively opposite to the circumprimary S-type case. All of the assumed binary period distributions have median values between 20 – 100 au, and the fraction of stable systems is lowest for planet separations of 1 au, and highest for planets at 100 au. Assuming the observed field binary properties ($f_{\text{bin}} = 0.46$ and a Raghavan et al. (2010) period distribution), 59 per cent of systems can host a planet at 1 au and 75 per cent of systems can host a planet at 100 au (the solid red circles in Fig. 4(b)). Obviously these numbers are dominated by ‘systems’ that are single stars. If we increase the binary fraction to $f_{\text{bin}} = 1.0$ but assume the same period distribution, then only 7 per cent of systems can host a planet at 1 au, rising to 44 per cent of systems that can host a planet at 100 au (the open red squares).

The effect of changing the binary period distribution is slightly different compared to the case of circumprimary planets. If we use the Kroupa (1995) period distribution (with a binary fraction $f_{\text{bin}} = 1.0$, the blue triangles in Fig. 4(b)), we see that fewer planets are stable compared to both the Raghavan et al. (the red open squares) and Öpik (the green diamonds) distributions, which is again due to the fact that that the Kroupa binary population is dominated by wide binaries that could not host a circumbinary planet at low (< 10 au) separations.

In summary, depending on the assumed binary population, the fraction of systems that can host a planet at on a circumbinary P-type orbit at 1 au ranges from ~ 5 per cent to 59 per cent. This fraction increases as a function of planet semi-major axis; the fraction of systems that can host a planet at 100 au rises to between 34 per cent and 75 per cent.

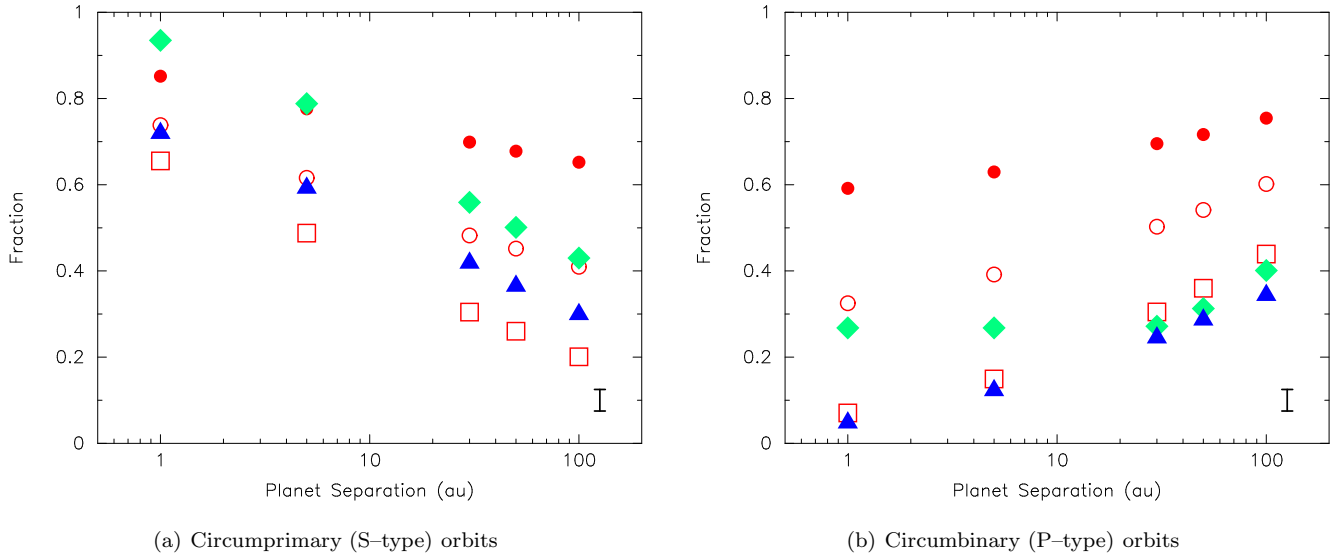


Figure 4. The fraction of *systems* (binaries and single stars) that could host a stable planet at the given separation on either *circumprimary* (S-type) orbits (panel a) or *circumbinary* (P-type) orbits (panel b). The filled red circles are for systems with a field-like binary fraction ($f_{\text{bin}} = 0.46$) and periods/eccentricities drawn from the Raghavan et al. (2010) distributions, whereas the open red circles and open red squares show the fraction of systems that could host a stable planet for the same orbital parameters but binary fractions of $f_{\text{bin}} = 0.75$ and $f_{\text{bin}} = 1$, respectively. The results for different binary period distributions are also shown. The blue triangles are for binaries with periods drawn from the postulated pre-main sequence distribution in Kroupa (1995) and an overall fraction $f_{\text{bin}} = 1$. The green diamonds are for binaries with separations drawn from a log-uniform distribution (Öpik 1924; Connelley et al. 2008) and a binary fraction $f_{\text{bin}} = 0.75$. A representative variance from 10 simulations is shown in the bottom right corner of each panel.

6 DISCUSSION AND CONCLUSIONS

We have determined the fraction of systems (single stars and binaries) that could host stable planetary systems, based on the well-constrained binary statistics for G-dwarfs in the Galactic field (Raghavan et al. 2010). We have also considered a range of binary fractions and separation distributions, as well as different semi-major axes for planets. When considering planetary systems orbiting single stars, or binaries with separations well in excess of the edge of the Solar System (50 au, Allen et al. 2001), the fraction of systems that could host Solar System analogues is 63 per cent. If we assume a higher primordial binary fraction ($f_{\text{bin}} = 0.75$ versus $f_{\text{bin}} = 0.46$), the proportion of Solar System analogues is greatly reduced, to 38 per cent of systems.

However, in the more general case where planets have a range of separations, we find that the fraction of systems that can host planets on circumprimary (S-type) orbits is high; above 70 per cent for planets with $a = 1$ au, which decreases with increasing planet separation. Even assuming a high primordial binary fraction (e.g. unity) and different semi-major axes distributions the fraction of systems that can host planets at 30 au is still $\gtrsim 40$ per cent. If most star formation leads to binary stars (Goodwin & Kroupa 2005) then planet formation beyond 30 au (e.g. through gravitational instability) could be hindered; however, recent models of cluster evolution have suggested that the primordial binary fraction is unlikely to be higher than ~ 75 per cent (Parker et al. 2011; Kaczmarek et al. 2011; King et al. 2012a) and according to our models 40 per cent of systems could form a planet at 100 au, even with this high binary fraction.

In this context it is interesting to recall two observational results:

(i) Current estimates of the occurrence rate of planets around *single* solar-type stars confirm that planets are ubiquitous. Including planet candidates and not applying any mass limit, Mayor et al. (2011) find a planetary rate of 75.1 ± 7.4 per cent for orbital periods $P < 10$ years (corresponding to a semi-major axis of 4 – 5 au). It seems as if the vast majority – if not all – solar-type stars may host at least one planet, allowing us to count all single stars as being viable planet hosts.

(ii) Current estimates on the occurrence rate of gas giant planets at large orbital separation around solar-type stars suggest that such objects are rare (Lafrenière et al. 2007; Heinze et al. 2010; Chauvin et al. 2010)³. In particular, for objects >3 Jupiter masses the fraction of stars that have gas giant planets orbiting at separations ≈ 30 au is estimated to be $\lesssim 20$ per cent and even less for larger separations (Lafrenière et al. 2007; Chauvin et al. 2010). Our results indicate that from a stellar binary perspective more stars are “allowed” to host planets at these large separations and it will be interesting to see whether more sensitive surveys in the future can rule out the existence of even lower mass planets at these locations.

We have also estimated the fraction of G-dwarf systems in the Solar neighbourhood that could host planets on circumbinary P-type orbits, i.e. orbiting both stars in

³ It should be noted that the median spectral type of stars in these surveys is not early G but rather early K; however, similar results were also found for early type B, A and F stars.

the binary system. In one sense, the respective fractions are the inverse of the S-type orbits; the assumed binary period distributions give most binaries with separations less than several 10s of au and this is reflected in the paucity of systems that can host a circumbinary planet at 1 au. If we allow planets to form at 100 au from the binary, then most binary systems have much lower separations than this, and between 35 and 75 per cent of systems could host a circumbinary planet at this separation.

Note that we have not considered whether these dynamically stable planets on both S- and P-type orbits could be habitable – for recent results on this topic we refer the interested reader to e.g. Eggl et al. (2013); Haghighipour & Kaltenegger (2013); Kaltenegger & Haghighipour (2013), and references therein.

Our estimates for the fraction of systems that could likely host planetary systems could be affected by the following additional factors:

(i) When considering the statistics for binaries in the field, we note that dynamical evolution in star forming regions may affect our determination of the fraction of systems that can host stable planets in two ways. Stars which are single now may have been a member of a binary system that was broken apart through dynamical interactions in a dense environment (e.g. Kroupa 1995; Parker et al. 2011), which could have disrupted planet formation around one or both binary components (e.g. Fabrycky & Tremaine 2007; Malmberg et al. 2007; Parker & Goodwin 2009). Alternatively, a binary that is wide enough to host a stable planetary system may not have been in the past – having suffered a dynamical encounter that ‘softened’ it (i.e. increased the semi-major axis, Heggie 1975; Hills 1975). Conversely, a tight binary may have been significantly ‘hardened’ – a decrease in semi-major axis – though this process would likely make any planetary system inherently unstable.

(ii) We have also assumed that every single star is able to form, or has formed a planetary system. Again, if stars are born in dense environments, then truncation of protoplanetary discs through dynamical interactions (e.g. Parker & Quanz 2012; de Juan Ovelar et al. 2012, and references therein) or photoevaporation (e.g. Armitage 2000; Adams et al. 2004, 2006) – or a combination of the two (Scally & Clarke 2001) – could limit the number of stars that are able to form planetary systems, even without considering whether a star is in a binary or not.

(iii) Not all star forming environments are dense enough to significantly process planetary systems (Bressert et al. 2010), although if star formation occurs in a hierarchical and substructured fashion then dynamical processing need not occur in dense, embedded clusters (Kruijssen 2012; Parker & Meyer 2012). However, we can estimate that the maximum fraction of systems that could be affected by dynamics is represented by the difference between a primordial binary fraction of unity, and the currently observed value in the field $f_{\text{bin}} = 0.46$. As we have shown that the fraction of systems that can host a planetary system depends more strongly on the binary fraction, rather than the orbital separation distribution, the lower limit to the number of systems that can host planets is likely to be ~ 40 per cent (see Fig. 4(a)).

(iv) Our analysis only considers the dynamical impact of a secondary stellar component on a generic planetary sys-

tem. Higher-order multiple stellar systems are not considered. Raghavan et al. (2010) find that the contribution of triples and higher order systems to multiple systems in the field is 12 per cent (from a total fraction of 46 per cent for all multiple systems). Planets in triple systems could be further de-stabilised by perturbations from the third star, which would likely reduce the overall fractions of stable systems given in Fig. 4. Also, dynamical interactions between several planets in a planetary system can lead to instabilities, significant re-arrangements of planetary orbits and even the ejection of planets from that system (e.g. Raymond et al. 2011). Hence, some fraction of stars that can harbour a planetary system in our analyses may not necessarily host an intrinsically stable planetary system.

Finally, we note that we have only considered planetary systems around G-dwarfs in our analysis, whereas most stars in the Galaxy are M-dwarfs. However, the binary statistics of M-dwarfs in the field are not as robust as for G-dwarfs, although this is currently being addressed (e.g. Bergfors et al. 2010; Janson et al. 2012). Preliminary results suggest that the binary fraction of M-dwarfs is lower than for G-dwarfs (see also Fischer & Marcy 1992), and the separation distribution peaks at lower values than for G-dwarfs (Janson et al. 2012). The number of single stars that could host planets would therefore be higher, but the smaller binary separations would prevent planets being stable at wider separations.

ACKNOWLEDGMENTS

We thank the anonymous referee for their thorough and helpful review, which greatly improved the manuscript.

REFERENCES

- Adams F. C., Hollenbach D., Laughlin G., Gorti U., 2004, *ApJ*, 611, 360
- Adams F. C., Proszkow E. M., Fatuzzo M., Myers P. C., 2006, *ApJ*, 641, 504
- Allen R. L., Berstein G. M., Malhotra R., 2001, *ApJ*, 549, L241
- Andrews S. M., Williams J. P., 2005, *ApJL*, 619, L175
- Armitage P. J., 2000, *A&A*, 362, 968
- Bastian N., Covey K. R., Meyer M. R., 2010, *ARA&A*, 48, 339
- Bergfors C., Brandner W., Janson M., Daemgen S., Geissler K., Henning T., Hippler S., Hormuth F., Joergens V., Köhler R., 2010, *A&A*, 520, A54
- Bonavita M., Desidera S., 2007, *A&A*, 468, 721
- Bonfils X., Delfosse X., Udry S., Forveille T., Mayor M., Perrier C., Bouchy F., Gillon M., Lovis C., Pepe F., Queloz D., Santos N. C., Ségransan D., Bertaux J.-L., 2013, *A&A*, 549, A109
- Borucki W. J., Agol E., Fressin F., Kaltenegger L., Rowe J., Isaacson H., Fischer D., Batalha N., Lissauer J. J., Marcy G. W., Fabrycky D., Desert J.-M., Bryson S. T., Barclay T., Bastien F., Boss A., Brugamyer E., Buchhave L. A. e. a., 2013, *Science*, 340, 587
- Borucki W. J., Koch D., Basri G., Batalha N., Brown T., Caldwell D., Caldwell J., Christensen-Dalsgaard J.,

- Cochran W. D., DeVore E., Dunham E. W., Dupree A. K., Gautier T. N., Geary J. C., Gilliland R., Gould A., Howell S. B., Jenkins J. M. e. a., 2010, *Science*, 327, 977
- Borucki W. J., Koch D. G., Batalha N., Bryson S. T., Rowe J., Fressin F., Torres G., Caldwell D. A., Christensen-Dalsgaard J., Cochran W. D., DeVore E., Gautier T. N., Geary J. C., Gilliland R., Gould A., Howell S. B., Jenkins J. M., Latham D. W. e. a., 2012, *ApJ*, 745, 120
- Bressert E., Bastian N., Gutermuth R., Megeath S. T., Allen L., Evans, II N. J., Rebull L. M., Hatchell J., Johnstone D., Bourke T. L., Cieza L. A., Harvey P. M., Merin B., Ray T. P., Tothill N. F. H., 2010, *MNRAS*, 409, L54
- Chabrier G., 2005 Vol. 327 of *Astrophysics and Space Science Library*, The Initial Mass Function: from Salpeter 1955 to 2005. p. 41
- Chauvin G., Lagrange A.-M., Bonavita M., Zuckerman B., Dumas C., Bessell M. S., Beuzit J.-L., Bonnefoy M., Desidera S., Farihi J., Lowrance P., Mouillet D., Song I., 2010, *A&A*, 509, A52+
- Close L. M., Dutrey A., Roddier F., Guilloteau S., Roddier C., Northcott M., Menard F., Duvert G., Graves J. E., Potter D., 1998, *ApJ*, 499, 883
- Connelley M. S., Reipurth B., Tokunaga A. T., 2008, *AJ*, 135, 2526
- Cumming A., Butler R. P., Marcy G. W., Vogt S. S., Wright J. T., Fischer D. A., 2008, *PASP*, 120, 531
- de Juan Ovelar M., Kruijssen J., Bressert E., Testi L., Bastian N., Cánovas Cabrera H., 2012, *A&A*, 546, L1
- Doyle L. R., Carter J. A., Fabrycky D. C., Slawson R. W., Howell S. B., Winn J. N., Orosz J. A., Prcaronsa A., Welsh W. F., Quinn S. N., Latham D., Torres G., Buchhave L. A., Marcy G. W., et al. 2011, *Science*, 333, 1602
- Duchêne G., 2010, *ApJL*, 709, 114
- Duquenois A., Mayor M., 1991, *A&A*, 248, 485
- Dvorak R., 1986, *A&A*, 167, 379
- Eberle J., Cuntz M., 2010, *ApJL*, 721, L168
- Eggenberger A., Udry S., Mayor M., 2004, *A&A*, 417, 353
- Eggl S., Pilat-Lohinger E., Funk B., Georgakarakos N., Haghighipour N., 2013, *MNRAS*, 428, 3104
- Fabrycky D., Tremaine S., 2007, *ApJ*, 669, 1298
- Fischer D. A., Marcy G. W., 1992, *ApJ*, 396, 178
- Goodwin S. P., Kroupa P., 2005, *A&A*, 439, 565
- Goździewski K., Slonina M., Migaszewski C., Rozenkiewicz A., 2013, *MNRAS*, 430, 533
- Haghighipour N., Kaltenegger L., 2013, arXiv: 1306.2890
- Heggie D. C., 1975, *MNRAS*, 173, 729
- Heinze A. N., Hinz P. M., Kenworthy M., Meyer M., Sivanandam S., Miller D., 2010, *ApJ*, 714, 1570
- Hills J. G., 1975, *AJ*, 80, 1075
- Holman M. J., Wiegert P. A., 1999, *AJ*, 117, 621
- Jaime L. G., Pichardo B., Aguilar L., 2012, *MNRAS*, 427, 2723
- Janson M., Hormuth F., Bergfors C., Brandner W., Hippler S., Daemgen S., Kudryavtseva N., Schmalzl E., Schnupp C., Henning T., 2012, *ApJ*, 754, 44
- Kaczmarek T., Olczak C., Pfalzner S., 2011, *A&A*, 528, 144
- Kaltenegger L., Haghighipour N., 2013, arXiv: 1306.2889
- King R. R., Parker R. J., Patience J., Goodwin S. P., 2012a, *MNRAS*, 421, 2025
- King R. R., Goodwin S. P., Parker R. J., Patience J., 2012b, *MNRAS*, 427, 2636
- Köhler R., 2011, *A&A*, 530, A126
- Kraus A. L., Ireland M. J., Hillenbrand L. A., Martinache F., 2012, *ApJ*, 745, 19
- Kroupa P., 1995, *MNRAS*, 277, 1491
- Kroupa P., Petr-Gotzens M. G., 2011, *A&A*, 529, A92
- Kruijssen J. M. D., 2012, *MNRAS*, 426, 3008
- Lada C. J., 2006, *ApJ*, 640, L63
- Lafrenière D., Doyon R., Marois C., Nadeau D., Oppenheimer B. R., Roche P. F., Rigaut F., Graham J. R., Jayawardhana R., Johnstone D., Kalas P. G., Macintosh B., Racine R., 2007, *ApJ*, 670, 1367
- Malmberg D., Davies M. B., Chambers J. E., 2007, *MNRAS*, 377, L1
- Mathieu R. D., 1994, *ARA&A*, 32, 465
- Mayor M., Marmier M., Lovis C., Udry S., Ségransan D., Pepe F., Benz W., Bertaux J., Bouchy F., Dumusque X., Lo Curto G., Mordasini C., Queloz D., Santos N. C., 2011, arXiv: 1109.2497
- Metchev S. A., Hillenbrand L. A., 2009, *ApJS*, 181, 62
- Monin J.-L., Clarke C. J., Prato L., McCabe C., 2007, *Protostars and Planets V*, pp 395–409
- Öpik E., 1924, *Tartu Obs. Publ.*, 25, 6
- Orosz J. A., Welsh W. F., Carter J. A., Fabrycky D. C., Cochran W. D., Endl M., Ford E. B., Haghighipour N., MacQueen P. J., Mazeh T., Sanchis-Ojeda R., Short D. R., Torres G., Agol E., Buchhave L. A., et al. 2012a, *Science*, 337, 1511
- Orosz J. A., Welsh W. F., Carter J. A., Brugamyer E., Buchhave L. A., Cochran W. D., Endl M., Ford E. B., MacQueen P., Short D. R., Torres G., Windmiller G., Agol E., Barclay T., Caldwell D. A., Clarke B. D., et al. 2012b, *ApJ*, 758, 87
- Parker R. J., Goodwin S. P., 2009, *MNRAS*, 397, 1041
- Parker R. J., Goodwin S. P., Allison R. J., 2011, *MNRAS*, 418, 2565
- Parker R. J., Meyer M. R., 2012, *MNRAS*, 427, 637
- Parker R. J., Quanz S. P., 2012, *MNRAS*, 419, 2448
- Pichardo B., Sparke L. S., Aguilar L. A., 2005, *MNRAS*, 359, 521
- Raghavan D., Henry T. J., Mason B. D., Subasavage J. P., Jao W.-C., Beaulieu T. D., Hambly N. C., 2006, *ApJ*, 646, 523
- Raghavan D., McMaster H. A., Henry T. J., Latham D. W., Marcy G. W., Mason B. D., Gies D. R., White R. J., ten Brummelaar T. A., 2010, *ApJSS*, 190, 1
- Ramm D. J., Pourbaix D., Hearnshaw J. B., Komonjinda S., 2009, *MNRAS*, 394, 1695
- Raymond S. N., Armitage P. J., Moro-Martín A., Booth M., Wyatt M. C., Armstrong J. C., Mandell A. M., Selsis F., West A. A., 2011, *A&A*, 530, A62+
- Reggiani M. M., Meyer M. R., 2011, *ApJ*, 738, 60
- Salpeter E. E., 1955, *ApJ*, 121, 161
- Scally A., Clarke C., 2001, *MNRAS*, 325, 449
- Thébaud P., Marzari F., Scholl H., 2006, *Icarus*, 183, 193
- Welsh W. F., Orosz J. A., Carter J. A., Fabrycky D. C., Ford E. B., Lissauer J. J., Prša A., Quinn S. N., Ragozzine D., Short D. R., Torres G., Winn J. N., Doyle L. R., Barclay T., Batalha N., et al. 2012, *Nature*, 481, 475
- Zahn J.-P., 1989, *A&A*, 220, 112
- Zahn J.-P., Bouchet L., 1989, *A&A*, 223, 112