

Cosmic Ray Positrons from a Local, Middle-Aged Supernova Remnant

¹A.D.Erlykin^a, A.W.Wolfendale^b

^aP.N.Lebedev Physical Institute, Moscow, Russia

^bDepartment of Physics, Durham University, Durham, UK

We argue that the cosmic ray positron excess observed in ATIC-2, Fermi LAT, PAMELA, HESS and recently in the precision AMS-02 experiment can be attributed to production in a local, middle-aged supernova remnant (SNR). Using the prediction of our model of cosmic ray acceleration in SNR we estimate that the SNR responsible for the observed positron excess is located between 250 and 320pc from the Sun and is 170-380 kyear old. The most probable candidate for such a source is the SNR which gave birth to the well-known Geminga pulsar, but is no longer visible. Other contenders are also discussed.

1. Introduction

¹ Countless papers have presented evidence for cosmic ray (CR) nuclei and electrons below some PeV energies, at least, as having been accelerated in Supernova Remnants (SNR). We, ourselves, have gone further and made the case for the well known 'knee' in the CR energy spectrum being due to a single, nearby, recent SNR (see [1] and later papers.). Similar sources should have specific implications for the minority electron component. Indeed, because of their higher energy losses, nearby sources should give a bigger fraction of the measured flux and spectral structure should result. Such structure has, in fact, been claimed ([2]) although specific sources have not yet been identified and pulsars as well as SNR have been put forward as the sources.

Positrons are another minority component and interesting observations of the excess positron flux over expectation have been made by the PAMELA and Fermi LAT instruments [3,4]. Very recently, the AMS-02 instrument has confirmed the earlier results [5]

The origin of the increasing positron fraction has been discussed in many publications and the majority follow the view of a single, nearby source, most likely a pulsar, being responsible, although an annihilation of dark matter particles

cannot be excluded. Here, we put forward an alternative view: that the single source is, in fact, an SNR and not a pulsar. We start by examining the arguments in favour of a SNR as the source of positrons rather than a pulsar.

2. Why SNR ?

Our examination is founded on the results of AMS-02 data [5] as being the most precise. The AMS-02 collaboration presented their results in terms of the positron fraction Φ of the total flux of electrons and positrons $\frac{e^+}{e^+ + e^-}$ as a function of energy E . This fraction is shown in Figure 1 by open circles.

The collaboration analysed their experimental data in terms of the so called 'minimal model', where the electron and positron energy spectra were described by the expression (1):

$$\Phi_{e^\pm} = C_{e^\pm} E^{-\gamma_{e^\pm}} + C_s E^{-\gamma_s} \exp(-E/E_{cut}) \quad (1)$$

The first term in this expression describes the contribution of the diffuse power law spectra of electrons and positrons and the second one relates to the contribution of the dominant local source. The former term for electrons relates to the background of 'primary' electrons accelerated by the variety of sources in the Galaxy and propagated to the Solar system. The background of positrons relates to secondaries from interactions of the majority CR component with gas nuclei in the Interstellar Medium (ISM).

¹Corresponding author: tel +74991358737
E-mail address: erlykin@sci.lebedev.ru

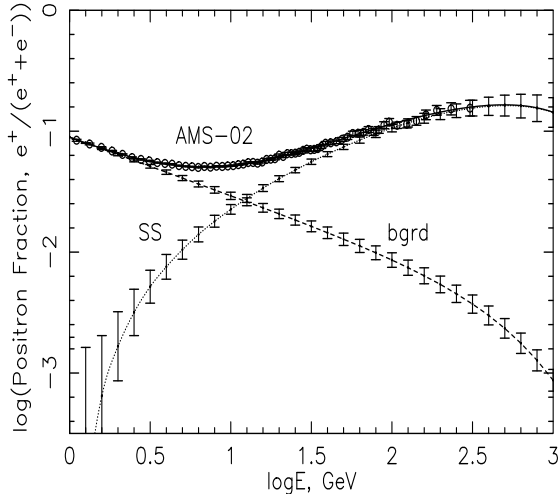


Figure 1. Formation of the positron fraction as a function of energy in the AMS-02 experiment. Open circles - experiment, fitted by a thin full line according to expression (1). This fit is extrapolated to energies above 350 GeV up to 1000 GeV. Errors of the experimental data are obtained by the summation of squared statistical and systematic errors. The fraction is divided into two parts: e^+ from the background of a variety of sources - dashed line denoted as *bgrd*, and from the single dominant source - dotted line denoted as *SS*. Errors of the background fraction are taken as due to an uncertainty in the slope index equal to 0.03. Errors of the SS-fraction of positrons from the single source are calculated as the sum of the squared errors of the experimental data and errors of the subtracted background.

In the 'minimal model' adopted by the AMS-02 collaboration the latter term of expression (1) contributes equally to the electron and positron flux which may be inspired by the possible pulsar origin of the positron excess. However, this model is not unique. The experimental data could be also fitted with the functions in which the local source emits non-equal amounts of electrons and positrons. For example, even the extreme assumption that the single source emits only positrons gives an equally good fit with a slightly modified constant ($C_s/C_{e^-} = 0.0070$ instead of 0.0078 in [5]). In the following analysis

of the characteristics of the positron fraction we used the fit suggested by the AMS-02 collaboration but keep in mind that it does not mean that the real single source emits equal amounts of electrons and positrons. Therefore it needs not necessarily be the pulsar.

In the framework of the leaky box model the diffuse background spectrum of positrons should be steeper than that of electrons with the difference δ of the slope indices equal to that of the energy dependence of the CR lifetime in the Galaxy [6]. AMS-02 measurements give $\gamma_{e^+} - \gamma_{e^-} = 0.63 \pm 0.03$, which agrees well with the estimates of δ obtained from the measurements of the ratio of secondary to primary CR nuclei [7].

Within the leaky box model the same index δ describes the difference between the CR energy spectra injected from the sources and those observed after their propagation in the Galaxy. The CR proton spectrum observed during the previous AMS-01 flight had the slope $\gamma_P = 2.78 \pm 0.009(stat) \pm 0.019(sys)$ [8]. If the difference between the slopes of the observed and injected spectra is ' δ ' which is equal to 0.63 ± 0.03 , then the injected spectrum should have $\gamma_{inj} \approx 2.15 \pm 0.04$. This value coincides with that expected by us for the emergent spectra injected from SNR [9] (although it is appreciated that a variety of factors undoubtedly give rise to a range of slopes for the injected CR). The injected spectra of electrons from the SNR in our model are the same as that of protons, ie they have $\gamma_{inj} \approx 2.15$. Positrons as the secondary particles originate from the interactions of CR with ISM after they propagate in the Galaxy, therefore their 'injected' spectrum has the slope index equal to $\gamma_{inj} + \delta$.

This consideration relates to the so-called 'background' spectra of electrons and positrons. The coincidence between the difference of slope indices with that between slopes of observed and injected ('source') spectra of protons accelerated in SNR indicates that the source of background electrons and positrons are SNR. We assumed that the source of positron excess observed at high energies in many experiments including AMS-02 can be also the SNR which accidentally occurred in the recent time and nearby the Solar system.

We start by examining the case that can be made for 'primary' positrons being accelerated by SNR shocks and this is followed by a derivation of the distance and age of the SNR that could be responsible. The model adopted is that advocated consistently by us, and referred to above.

3. Positrons from an SNR

3.1. The mechanism

The idea of 'diffusive shock acceleration of decay positrons in SNR' is not a new one. Ellison et al. made the suggestion, with particular emphasis on positrons of energy below 10 MeV, the positrons escaping and annihilating with electrons and thereby generating gamma rays of energy 0.511 MeV [10]. More recently, Zirakashvili and Aharonian have applied the mechanism to higher energy positrons [11]. Here, we consider the acceleration of positrons to some 100s of GeV.

3.2. Sources of positrons in SN ejecta

A number of radioactive nuclei from SN ejecta are positron emitters, principally: ^{26}Al , ^{44}Ti , ^{56}Co , ^{56}Ni and ^{57}Ni . The mean positron energy is about 1 MeV and is thus 'high' in comparison with the thermal energy of (negative) electrons. The higher energy allows the positrons to be injected into shocks with high efficiency. (Dieckmann et al. argue that 10^5 eV is the threshold energy for electrons for such injection, [12]). The preference for positrons to be injected is reduced somewhat, however, by the fact that in the SNR there will be many more pre-existing electrons from the (ISM) and these are potentially available for acceleration.

It is well known that the number of available positrons is very variable, depending, as it does, on the SN type, and precursor stellar mass. Chan and Lingenfelter have examined the problem in detail [13]. Their results give survival fractions up to 30%, although many models have much smaller values. Presumably, the escape probability from the dense initial SN environment will be low for positrons produced only a few days after the SN explosion; those from ^{56}Co are a case in point, for this nucleus the output is large (approaching a stellar mass ; [13]) but the half life

is short; 77 days. Nevertheless, if the magnetic field is in the 'combed mode', ie streaming away from the SN, the problem will be eased. It is true that radio studies give little evidence for such streaming modes but it will be realised that the particular SNR hypothesised to generate the detected positrons has disappeared by now; thus the combed mode must be regarded as an assumption for this particular SNR.

We consider that a reasonable case can be made for the upturn in the positron spectrum being due to a local SNR and in what follows we use our 'standard model' to evaluate the predicted distance and age of this SNR.

3.3. Checks on the hypothesis

Although we favour a SNR as being responsible for the extra positrons, others prefer a pulsar. Our preference can be justified by two observations.

(i) The source energy spectrum of CR emitted by the pulsar is expected to be much flatter than that from SNR. Many authors (for example, see [14,15,16]), including ourselves [17], conclude that the slope index of the emergent spectrum has to be as small as $\gamma_s = 1$. It is much less than the $\gamma_s \approx 2.15$ expected from AMS-02 data for single source positrons. Also, if the pulsar is nearby and young, the propagation effects for its CR have to be small and the expected spectrum of positrons should also be much flatter than observed.

(ii) Another distinction would be expected by way of the presumption that the SNR would be a source of extra positrons only (their origin being via the radioactive decay of the SN ejecta) whereas the pulsar would be a source of equal numbers of electrons and positrons. Future publications (particularly from AMS-02) in which electrons and positrons will be distinguished and their energy spectra have a good precision will show an electron spectrum with an upturn in intensity starting at a little below 100 GeV (as for positrons) if a pulsar is responsible but perhaps a smaller one if an SNR is involved with its emphasis on positrons. However, it must be remembered that a local source will also give a contribution from ambient electrons accelerated in the SNR itself (see, for example [18]). Mea-

measurements of e^+ and e^- at higher energies than at present are crucial in this regard; perhaps only if the positron fraction exceeds 50% will it be possible to conclude that positrons from SNR ejecta predominate.

The points favouring the SNR origin of the positron upturn must be qualified by the necessary assumptions: that the SNR magnetic field must have been in the 'combed mode' and that our SNR acceleration model is applicable to the SNR positrons. In view of the disappearance of the SNR itself direct studies of the actual environment in which the SN exploded are difficult. However, subtleties may remain which favour the important assumption about the mode of the magnetic field lines (which helped the positrons escape).

4. The derivation of the positron energy spectrum from the single source

In our analysis we follow the scenario proposed by the AMS-02 group. They assume that the positron spectrum is the sum of two parts: from the background and from the single source. These two parts are described respectively by the left and right terms of the expression (1). The left background term is a simple power law. We assumed that the contribution of the single source at the lowest energies is negligibly small and determined the power index of the background spectrum at these GeV energies from the best fit of the positron fraction measured by AMS-02. The result was $\gamma_{e^+} = 3.48 \pm 0.03$. The accuracy of 0.03 was taken from that of $\gamma_{e^-} - \gamma_{e^+}$ given by AMS-02.

The best fit of AMS-02 data requires $\gamma_{e^-} - \gamma_s = 0.66 \pm 0.05$ and $\gamma_{e^+} - \gamma_{e^-} = 0.63 \pm 0.03$ [5]. Hence $\gamma_{e^+} - \gamma_s = 1.29 \pm 0.06$ and subtracting the last expression from $\gamma_{e^+} = 3.48 \pm 0.03$ one can obtain $\gamma_s = 2.19 \pm 0.06$ which agrees well with the value of 2.15 for the slope of the emergent spectrum from SNR [9]. It gives more support to our assumption that the source of positrons can be an SNR and that energy losses en route are small. The single source spectral shape differs from that for the ambient electron spectrum of course, which has in it the Galactic loss parameter

with the exponent of the energy dependence equal to 0.66.

We extrapolated the power law spectrum with the slope index of $\gamma_{e^+} = 3.48$ to higher energies. It is shown by the dashed line in Figure 1. Since numerous experimental data and simulations indicate that at high energies approaching the TeV region the electron energy spectra have a cut-off due to the rising energy losses we applied the same cutoff term of $\exp(-E/E_{cut})$ to our diffusive background spectrum. E_{cut} has been taken equal to 760 GeV - the value adopted by the AMS-02 collaboration with which we agree. It has a small steepening effect at energies close to 1 TeV as seen in Figure 1, but this has a negligible effect on the predicted magnitude of the single source spectrum.

The contribution of the single source is obtained by subtraction of the background from the positron fraction measured by AMS-02. It is shown by the dotted line in Figure 1. In what follows we will analyse this single source spectrum to derive the possible distance and the age of the assumed SNR responsible for its formation.

4.1. The distance and age of the SNR responsible for the positron excess

In [18] we described our simulation program used to analyse the CR electron spectra. It was also used here for the analysis of the positron spectrum from the single source described in the previous subsection. It is assumed that the emergent positron spectrum has the same spectral shape as that of the electrons accelerated in 'conventional' SNR. This positron spectrum was obtained as the product of the total electron and positron spectrum and the fraction of positrons from the single source.

Our simulation program did not distinguish electrons and positrons so that we consider its output as the total spectrum of electrons and positrons. The detailed description of the program can be found in [18] (a relevant feature was the adoption of 'anomalous diffusion' for the propagation of CR from source to Earth). Here, it is enough to say that we simulated 50 different spectra obtained by the summation of contributions from 50000 SNR randomly distributed

in the local part of our Galaxy with the radius $R < 3.16 kpc$ centered on the Sun and in a time range up to 10^8 years. The variety of spectra due to the different samples of SNR distributions in space and time can be seen in Figure 4a of [18]. Here, we use for the total electron and positron spectrum the median of the 50 simulated spectra.

We multiplied this total electron and positron spectrum by the fraction of positrons from the single source obtained from the analysis of AMS-02 data described in the previous subsection and obtained the absolute spectrum of positrons from the single source. Both are shown in Figure 2 by thick lines: dashed - for the total $e^+ + e^-$ spectrum, full - for the expected single source e^+ spectrum.

The same program was used to calculate positron spectra from SNR of different ages and of different distances from the Sun. The calculations were made in the age interval of 180-400 kyear with a 10 kyear bin and within the distance range of 230-350 pc with a 10 pc bin. Some results of such calculations are shown in Figure 2. Calculated spectra were compared with that obtained from the AMS-02 data using the χ^2 test. No normalization has been applied because both experimental and calculated spectra were obtained using the same simulation program [17]. Comparison has been made in the energy interval from 10 to 1000 GeV since at lower energies the experimental data are distorted by solar modulation effects which are not taken into account in the simulation program.

The contour plot in the age-distance diagram drawn through the points where $\chi^2/ndf = 2$ is shown in Figure 3.

5. Identification of the SNR satisfying the age and distance requirements

We searched for a possible candidate to be a source of the positron excess among those which could hit the region of the age-distance plot indicated in Figure 3. If the total SN explosion rate in the Galaxy with radius of 15 kpc is about $0.02 y^{-1}$ then the expected mean number of SNR which satisfy the obtained selection requirement is about 0.3 and it is unlikely that there are more

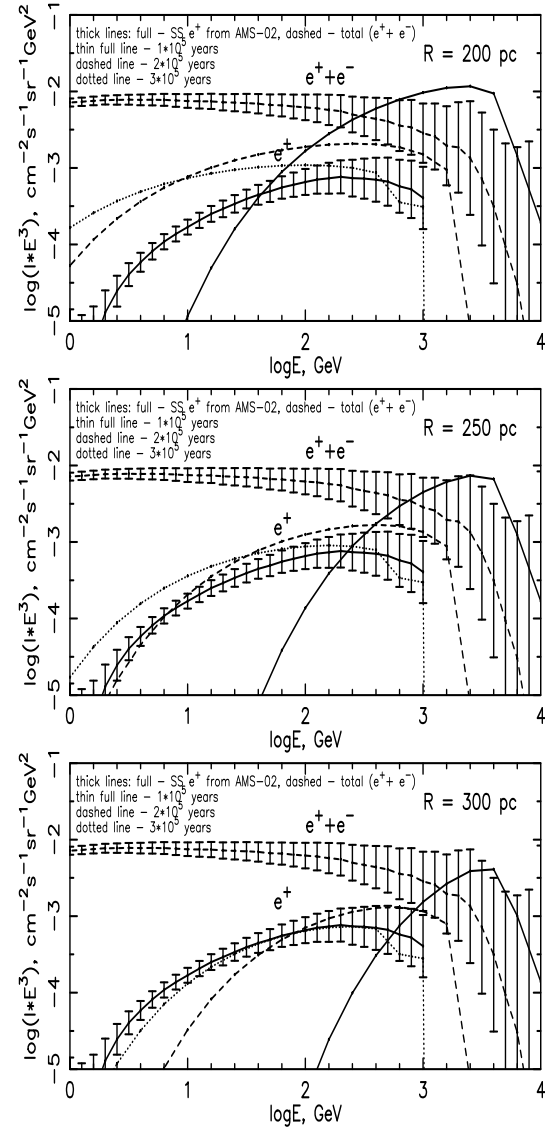


Figure 2. Examples of the positron spectra calculated for the SNR of different ages: 100 (thin full line), 200 (dashed line), 300 kyear (dotted line) and located at different distances: 200, 250 and 300 pc from the Sun (upper, middle and lower panels respectively). The total $e^+ + e^-$ spectrum and single SNR e^+ spectrum derived from the AMS-02 data are shown by thick dashed and full lines, respectively.

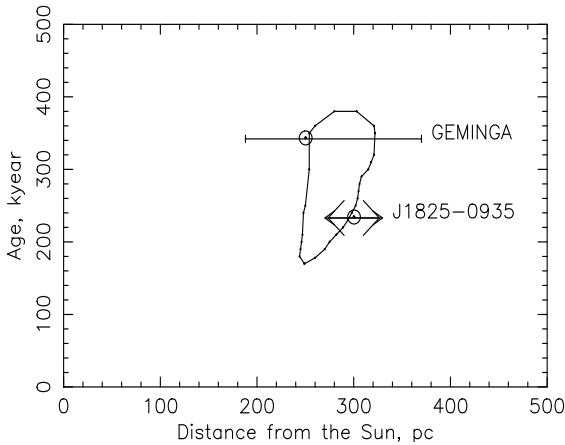


Figure 3. The age-distance diagram for the determination of the possible source of positrons in the AMS-02 experiment. The area covered by the contour shows the range of ages and distances from the Sun where the comparison with the experimental data with the model gives $\chi^2/ndf < 2$. Open circles show the positions of the Geminga and J1825-0935 pulsars which can trace the location of the SNR responsible for the positron excess. The age indicated is the so called 'characteristic age': P/\dot{P} , where P and \dot{P} are pulsar period and its derivative, respectively. Since they are usually determined with a high precision the uncertainty of the 'characteristics age' is negligibly small.

than one or two sources within this region.

Since it is likely that all pulsars are produced in SN explosions and that the well-known lack of SNR associations is simply a problem of age, ie 'old' pulsars have 'lost' their SNR, we looked for the possible candidate both through SNR and pulsar catalogs. We have found only one 'good' candidate - the Geminga pulsar. Its distance determined by the parallax measurement is $250+120-62$ pc [19] and its age is 330 kyear. Its position on the age-distance plot is shown in Figure 3. The closest approach of calculations to the derived energy spectrum of positrons from the single source is indicated by the dotted line in the middle panel of Figure 2.

There is another pulsar, J1825-0935, which is

233 kyear old. In the latest version of the ATNF catalog it is located at 300 pc from the Sun, but the uncertainty of this distance is very high because in the previous versions of the catalog this value spans the range from 0 to 2400 pc.

It is necessary to point out that the estimated ages are most likely lower limits. They are usually calculated using a braking index of 3. In most cases when it is possible to measure this index, however, it appears to be less than 3 and the corresponding age should be higher.

It is worth mentioning that the famous Loop I SNR cannot be excluded as the possible candidate. It is not shown in Figure 3 because the uncertainty of its distance and age are extremely high.

We now discuss in more detail the properties of Geminga as the most probable single source of the positron excess.

6. Geminga

The Geminga pulsar and its pulsar wind nebula (PWN) were already examined as the possible source of the observed positron excess (see [20] and references therein). It is necessary to examine here a number of facts about the Geminga pulsar: its distance, age and the possibility of there having been an associated, parent, SN, the remnant from which has since been 'dissolved' into the general ISM.

6.1. Distance and age

A number of studies have been made which give the distance and/or age and there have been summarised to give the limits shown in Figure 3. We are mindful of the fact that there is an error due to the pulsar's proper motion since it was formed in the SN explosion: this is ~ 30 pc for a typical velocity of $100 \text{ km}\cdot\text{s}^{-1}$. It is neglected in comparison with the other uncertainties. The data adopted come from those already mentioned [19] and also from the works [21,22,23,24,25].

6.2. An invisible SNR associated with the Geminga pulsar as the possible positron source

Geminga was discovered as a gamma ray source without an associated SNR or radio halo. It is

assumed that due to its relatively great age the pulsar lost its SNR. The question is a quantitative one - at what age do the SNR become non-identifiable? We have studied the pulsar catalog [26] to answer this question. Confining attention to pulsars within 3 kpc, loss appears to start at 20 kyear and reaches about 90% by an age of 300 kyear, the age of Geminga. Thus, the lack of an observed SNR associated with Geminga is quite understandable.

For Geminga itself, it has been suggested [22] that the expanding ring of gas surrounding Lambda Ori could be due to a SNR explosion that occurred 300-370 kyear ago. We conclude that there is a good case that there was a Geminga SNR.

6.3. Relevant characteristics of Geminga

A number of characteristics of the Geminga pulsar have relevance to the likelihood of the pulsar, by way of its (past) associated SNR, being important in terms of detected cosmic rays, specifically positrons. They can be listed, as follows.

1. Geminga is a radio-quiet pulsar and as such, it is less likely than its SNR to have produced positrons, in view of radio signals being generated by electrons.
2. The Geminga pulsar is the second strongest gamma ray source in the sky, a fact known since the early SAS II measurements.
3. For pulsars of period P bracketing that of Geminga, $P \approx 0.2$ to $0.3s$, Geminga has the third highest \dot{P} out of 42 in this time window, ie its energy loss rate is very high.
4. A relevant point that can be made, which may or may not concern Geminga, concerns 'unusual' types of SN. Some very high mass stars may give rise to 'pair-instability SN' (PISN) in which electron-positron pairs play an important role in energy transfer. An example is SN 2007bi, in which 3 solar masses of radioactive ^{56}Ni , a prominent positron emitter, were emitted [27]. It is possible that the energetic pulsar Geminga came from a massive rapidly rotating progenitor star and that the ensuing SNR was of the PISN type.

All the above suggest that the progenitor SNR

was, like the pulsar itself, energetic and thus a proficient accelerator of CR.

7. Comparison with the results of other workers

As mentioned in §1, there have been many publications explaining the positron upturn but, as will be pointed out later, we believe that our work has unique features. Kavanaka (2012) has given a useful summary of previous work in the field [28] and this can be briefly mentioned. The mechanisms considered can be listed, as follows.

- a) Nearby pulsars (eg [29]).
- b) Microquasars (eg [30]).
- c) Dark matter annihilation/decay (eg [31]).
- d) SNR with equal numbers of electrons and positrons injected by way of hadronic or electromagnetic interactions inside the remnant (eg [32] and [33]).

Our model differs from those above in a number of ways:

- (1) It considers that the positrons are generated by the radioactive decay of the SN ejecta nuclei, rather than as secondaries - together with the electrons - produced within the SNR.
- (2) It uses anomalous diffusion for the propagation of CR from the SNR to the Earth. In fact, the authors of [34] have considered such diffusion but in a general way without making a specific identification of the source.

The net result with respect to comparison with the results of other workers is that no others appear to have carried out a similar analysis.

Our argument about a pulsar source for the extra positrons is that the expected energy spectrum would have the wrong shape.

The case in favour of a SNR is that the expected spectrum is of the correct shape and the implied SNR (the progenitor of the Geminga pulsar) is not disallowed by its non-observation after such a long time. Clearly, the latter is a necessary, but not sufficient, condition. Geminga is a strong gamma ray emitter and, as such, suggests that its SNR was similarly powerful. Of course, this feature supports a pulsar origin, too.

The proposed test, by way of searching for an

equivalent upturn in the electron spectrum, could confirm the existence of 'new' electrons from a local source and, if the excess electrons from a local source can be identified it should be possible to distinguish between a pulsar and an SNR as the source. Another, very different test may eventually appear when measurements of the antiproton to proton ratio are available. Antiprotons are not generated in SN ejecta but can come from secondaries in the SNR from 'p-p' interactions in the ISM (eg [35]). A value of the present work is that it indicates that a 'source' at the distance and of the age of Geminga is favoured.

8. Conclusions

We argue that the cosmic ray positron excess observed in ATIC-2, Fermi LAT, PAMELA, HESS and recently in the precision AMS-02 experiment can be attributed to the production in a local and relatively old supernova remnant. Using the prediction of our model of cosmic ray acceleration in SNR we estimate that the SNR responsible for the observed positron excess was located between 250 and 320pc from the Sun and 170-380 kyear old. The most probable candidate for such a source is the SNR which contained the Geminga pulsar.

Acknowledgements

The authors are grateful to the Kohn Foundation for financial support.

REFERENCES

1. Erlykin A.D. and Wolfendale A.W., J. Phys. G: Nucl. Part. Phys. 23 (1997) 979
2. Panov A.D. et al., Astrophys. Space Sci. Trans. 7 (2011) 119
3. Adriani G. et al., Nature 458 (2009) 607
4. Ackermann M. et al., Phys. Rev. D 82 (2010) 092004
5. Aguilar-Benitez M. et al., Phys. Rev. Lett. 110 (2013) 141102
6. Blasi P., Phys. Rev. Lett. 103 (2009) 051104; arXiv:0903.2794
7. Gupta M. and Webber W.R., Astrophys. J. 340 (1989) 1124
8. Aguilar M. et al., Phys. Rep. 366 (2002) 331
9. Erlykin A.D. and Wolfendale A.W., J. Phys. G: Nucl. Part. Phys. 27 (2001) 941
10. Ellison D.C. et al., Proc. 21st Int. Cosm. Ray Conf., Adelaide, 4 (1990) 68
11. Zirakashvili V.N. and Aharonian F.A., 2011, arXiv:1011.4775
12. Dieckmann M.E. et al., Phys. Rev. Lett. 92 (2004) 065006
13. Chan K.W. and Lingenfelter R.E., 1993, Astrophys. J., 405, 614
14. Ostriker J.P., Proc. 11th Int. Cosm. Ray Conf., Budapest 1 (1969) 69
15. Blasi P. et al., Astrophys. J. 533 (2000) L123
16. Giller M. and Lipski M., Proc. 27th Int. Cosm. Ray Conf., Hamburg 6 (2001) 2092
17. Erlykin A.D. and Wolfendale A.W., Astropart. Phys. 22 (2004) 47
18. Erlykin A.D. and Wolfendale A.W., J. Phys. G: Nucl. Part. Phys. 28 (2002) 359
19. Faherty J., Walter F.M. and Anderson J., Astrophys. Space Sci. 308 (2007) 225
20. Yuksel H. et al., Phys. Rev. Lett. 103 (2009) 051101
21. Gehrels N. and Chen W., Nature 361 (1993) 706
22. Cuhna K. and Smith V., Astron. and Astrophys. 309 (1996) 892
23. Caraveo P.A. et al., Astrophys. J., 461 (1996) L91
24. Danilenko A.A. et al., Mon. Not. Roy. Astron. Soc. 415 (2011) 867
25. Brazier K.T.S. and Johnston S., Mon. Not. Roy. Astron. Soc., 305 (1999) 671
26. Lyne A.G. and Graham-Smith F., 'Pulsar Astronomy', CUP 1990
27. Gal-Yam A. et al., arXiv:1001.1156
28. Kawanaka N., arXiv:1207.0010
29. Heyl J.S. et al., Mon. Not. Roy. Astr. Soc. 406 (2010) L25
30. Heinz S. and Sunyaev R.A., Astron. and Astrophys. 390 (2002) 751
31. Grasso D. et al., Astropart. Phys. 32 (2009) 140
32. Berezhko E.G. and Ksenofontov L.T., 23rd Europ. Cosm. Ray Symp., IoP, J. Phys., Conf.Ser. 409 (2013) 012025
33. Mertsch P. and Sarkar S., arxiv: 1108.1753
34. Volkov N. and Lagutin A.A., 23rd Europ.

- Cosm. Ray Symp., IoP, J. Phys. Conf. Ser.,
409 (2013) 012042
35. Blasi P. and Serpico D, 2009, Phys. Rev. Lett.
103:081103; arXiv:0904.0871