

## Tentative identification of the source of four UHECRs, and implications

GLENNYS R. FARRAR

*Center for Cosmology and Particle Physics, Department of Physics, New York University, NY, NY 10003, USA*

*gf25@nyu.edu*

**Abstract:** Four UHECRs in the combined HiRes and AGASA datasets are backtracked in the Galactic magnetic field. They point to a common source which is localized to within 1 degree, if they are protons as is shown to be the most probable charge assignment. A Swift-BAT hard X-ray AGN in the galaxy CGCG 291-028 is the only notable source candidate within the source locus and within the GZK distance horizon. The spectrum of the four events is consistent with production in a transient event such as a stellar tidal disruption flare. Under the assumption the UHECRs were produced in CGCG 291-028, the total energy of UHECRs produced by the transient can be estimated and extragalactic magnetic deflections can be constrained. If CGCG 291-028 is indeed the source of the UHECRs, observations of its present state should elucidate the phenomenon of UHECR acceleration.

**Keywords:** icrc2013, UHECRs, Galactic magnetic field, BAT-AGN, tidal disruption, acceleration

### 1 The Ursa Major UHECR cluster

An analysis of the AGASA and binocular HiRes UHECR datasets revealed [1] four events – three from AGASA and one from HiRes – whose arrival directions are much closer than is likely by chance[2]; these UHECRs are designated the “Ursa Major” cluster (UMC) below. Correcting the experiments’ absolute energy calibrations by the factors determined by the Auger-TA working group [3], 0.65 and 0.91 respectively, and using the final HiRes event reconstruction[4], gives the events’ arrival directions and energies shown in Table 1.

There is a huge void in the large scale matter distribution in the direction of the UMC, extending to nearly 200 Mpc[5], so that extragalactic deflections can be expected to be exceptionally small. Furthermore, thanks to recent progress in determining the Galactic magnetic field (GMF), the events can be backtracked to determine their source direction; if they are protons their arrival directions are consistent with having been produced in a single source, as discussed in Sec. 2. Their spectrum suggests that the UHECRs were produced in a transient event (Sec. 4), and in Sec. 3 a tentative identification of the host galaxy is proposed. Sec. 5 discusses some of the many interesting inferences which follow, if future observations confirm this interpretation.

### 2 Galactic magnetic field, UHECR deflection mapping and locus of UMC source

Jansson and Farrar[6, 7] (JF12 below) have developed a 35-parameter model of the Galactic magnetic field composed of i) a coherent, large-scale regular field, with disk, halo and poloidal components, ii) a striated (ordered) random field, and iii) a purely random field. The model parameters are constrained with 37391 Rotation Measures (RMs) of extragalactic sources, and the WMAP polarized and unpolarized synchrotron emission (Q, U and I) maps. These are smoothed to 13.4-square-degree pixels and for each of these pixels, the uncertainty on the mean value is deter-

mined by the variance of the data within in, which is due to astrophysical effects such as inhomogeneities. The parameters of the model are fit by minimizing the chi-squared between predicted and observed RM, Q, U, and I maps. The resultant model gives a good overall description of the data, with  $\chi^2$  per degree of freedom of 1.096 for the fit of the regular and striated fields using the RM and polarized synchrotron observables (6605 degrees of freedom) and 1.064 for the fit to the random field using the total synchrotron emission (2957 degrees of freedom). This description is dramatically better than obtained with earlier field models which did not allow for poloidal and striated components[7].

The deflections of UHECRs in the JF12 coherent GMF have now been determined over the entire sky, for rigidity ( $R \equiv E/Z$ ) above 1 EeV, with angular resolution  $\approx 0.1^\circ$ [8]. To do this, CRs are isotropically backtracked using NASA’s Pleiades supercomputer, covering the sky with one CR in each Healpix res-11 pixel, about 50M pixels, at each of 20 steps of  $\log(R) = 0.05$ . Liouville’s theorem implies that in a uniformly illuminated Galaxy, the illumination at Earth is also uniform. Therefore, this procedure yields the magnification value for each extragalactic source direction, in the JF12 regular GMF. Using database technology as described in [8], the backtracking information is efficiently converted to forward-tracking maps at each of the 20 rigidities. A web-based tool to do this has been developed by J. Roberts, NYU, with the expectation of making it publically available in due course; it is described in [8]. The deflection analysis is currently being extended to include the random and striated components of the JF12 magnetic field[9].

For most UHECRs, deflection by the GMF produces a large uncertainty in the source direction, but this is not the case for the UMC events for two reasons. First, the magnetic deflections along this line of sight are small for rigidities  $\geq 35$  EeV, as is the case if the UMC events are protons [8]; this limits the deflection uncertainties from both the GMF itself and from energy resolution. Secondly, although the charge of a UHECR is not generally known which ordinarily produces a large uncertainty in its deflec-

**Table 1:** The energies and arrival directions (J2000 Galactic coordinates) of the 3 AGASA and 1 HiRes events in the UM cluster, with radius of the angular region containing 68% of the arrival probability in the last column.

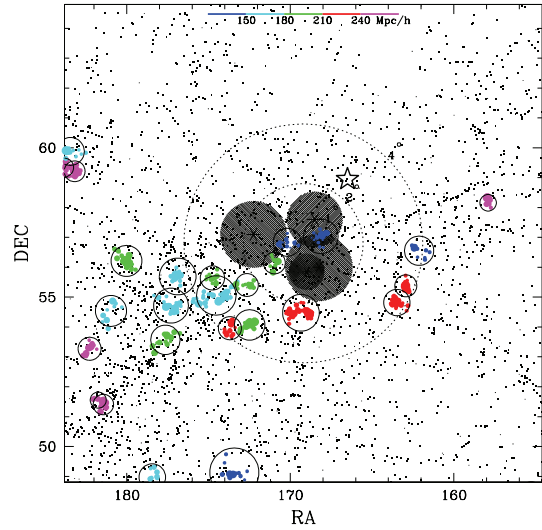
Energy (EeV)	$L$	$B$	$\sigma_{68}$
51.0	145.5°	55.1°	1.2°
36.1	143.2°	56.6°	1.4°
36.8	147.5°	56.2°	1.4°
36.2	143.6°	58.4°	0.8°

tion, the UMC events can be inferred to most likely all have  $Z = 1$ , as follows: i) The void in the foreground[5] implies a minimum propagation distance too great for intermediate mass nuclei to survive, limiting the possible charge assignments to  $Z = 1$  or heavy ( $Z > 20$ ). ii) With  $Z = 1$ , all events backtrack to a common locus, whereas for large  $Z$ , i.e., low rigidity, the deflections are very large, so the existence of the cluster would have to be a chance association. iii) With 97 events in the combined HiRes+AGASA (energy-renormalized) dataset above 30 EeV, and a field of view of approximately 20,000 sq deg, the probability of finding 4 events in a single  $\approx 10$  sq-degree area by chance is  $\approx 0.2\%$ .

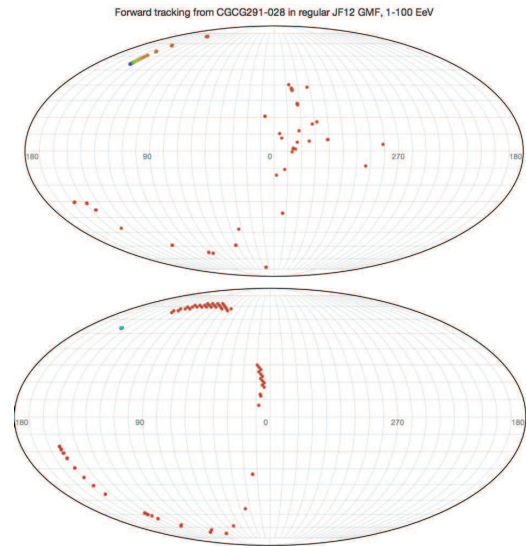
Fig. 1 shows the observed arrival directions of the UMC UHECRs in Equatorial Coordinates with their positional uncertainties, along with galaxies from SDSS (clusters shown in color) [5]. The star shows the position to which they converge when backtracked in the GMF. Fig. 2 shows the predicted locus of events coming from the source candidate direction for rigidities from 100 to 1 EV in steps of 0.05 in  $\log(R)$ , deflected in the JF12 coherent field (upper panel). For rigidities below about 20 EV the deflections become very large and display a large dispersion even without random fields, due to multiple imaging. Including the random field will increase the variance, but for rigidity  $\geq 35$  EeV, the dispersion from the random field can be expected to be of order a degree or so; quantifying this will be addressed in future work. It is interesting that the “stream” of events at lower rigidities falls qualitatively along the direction of the supergalactic plane so conceivably could contribute to the excess of events in the Cen A region observed by Auger [10] and the excess recently reported by TA correlated with the supergalactic plane[11]. To give an idea of the sensitivity to uncertainties in the coherent GMF, the deflections with the “X-”field set to zero and other field parameters are unchanged, are shown in the lower panel of Fig. 2, for a sampling of  $\log(R)$  values; for  $Z = 1$  the UMC deflections are similar to those for the JF12 field, as expected, and even for low rigidities the qualitative shape of the stream is similar albeit with less multiple imaging.

### 3 Tentative identification of the source of the Ursa Major UHECRs

In order to confine CRs during the acceleration process, their Larmor radius must remain smaller than the size  $R_{acc}$  of the accelerating system, placing a lower bound on  $B \times R_{acc}$ , which directly gives a lower bound on the Poynting luminosity in the accelerator. If the accelerator is powered by accretion, this implies a lower bound on the bolometric accretion luminosity accompanying UHECR acceleration[12]. A bolometric luminosity greater than  $\approx 10^{45}$  erg/s is required to accelerate protons to UHE – achiev-



**Figure 1:** UMC arrival directions with 68% uncertainty domains and SDSS galaxies [5], in equatorial coordinates.



**Figure 2:** Locus of UHECRs from CGCG 291–028 due to deflections in the coherent JF12 GMF in steps of  $\log(R)=0.05$  (above) and the JF12 field with  $B_X \equiv 0$  for a subset of  $R$  values, in Galactic coordinates.

able in GRBs and the most powerful AGNs. However sufficiently powerful AGNs and GRBs are too rare to account for the UHECR flux and observationally-inferred bounds on the density of sources[12]. This conundrum prompted the proposal that a significant fraction of UHECRs are produced in a new class of powerful transients [12], as could arise from the tidal disruption of a star by a supermassive black hole. Examples of such flares have subsequently been discovered, e.g., *Swift* J164449.3+573451[?].

There is no powerful AGN within the  $z \approx 0.07$  GZK horizon, within at least  $5^\circ$  of the UMC source direction, lending credence to the idea that the Ursa Major UHECRs were accelerated in a transient event. We would not expect any visible relic if the transient was a GRB, but if the source was a tidal disruption or other new type of powerful but transient flare, there might (or might not) be nuclear ac-

tivity observable today. After a tidal disruption flare (TDF) the residual activity may subside slowly enough to remain visible, or the TDF rate may be enhanced in AGNs (even those with low-luminosities) so that UHECR sources may preferentially have low-level AGN activity. Relic evidence of the burst may be detectable in the host galaxy, motivating additional observation.

The above reasoning, which suggests that the host of the UMC events may presently be a low-luminosity AGN, along with the correlation of Auger UHECRs with *Swift*-BAT AGNs, whose luminosities are typically  $\lesssim 10^{43}$  erg/s, motivated the author to look for a BAT AGN with  $z < 0.07$  within the  $1^\circ$  locus of the UMC source. There was no such source listed in the existing (58 month) *Swift*-BAT AGN catalog[?], but the hard X-ray source *Swift* J1105.7 + 5854, which the *Swift*-BAT team had associated with a galaxy at  $z = 0.192$  (far beyond the GZK horizon) was in the angular domain of interest. The author checked for a possible nearer host candidate and found that the galaxy CGCG-291-028, at  $z = 0.0497$ , is within the error radius of *Swift* J1105.7 + 5854. An inquiry determined that the 70 month *Swift*-BAT AGN catalog resolves two sources, one of which was near but possibly not inside CGCG 291-028. A recent *Chandra* observation obtained by GRF and W. Baumgartner has shown that the X-ray source is unambiguously within CGCG 291-028, and very close to or coincident with its nucleus. Thus CGCG 291-028 is the unique and compelling candidate for being the source of the UMC events.

Due to deflections in the random extragalactic magnetic field, a UHECR of these energies arrives centuries or more after simultaneously emitted photons, so there is no possibility of corroborating the transient-acceleration scenario through seeing an electromagnetic counterpart of a UHECR burst. However the spectrum of UHECRs from a common source carries crucial information on the nature of the acceleration process. The observed spectrum from an individual continuous source such as a powerful AGN is approximately the same as the all-sky UHECR spectrum,  $\sim E^{-2.7}$ , but a bursting source has a sharply peaked spectrum with an energy spread of only a factor of  $\approx 2$  [13]. This is because a UHECR's magnetic deflections and hence delay time are inversely proportional to its energy. Therefore those UHECRs arriving in a time interval  $\ll \Delta T$ , a time  $\Delta T$  after the burst, have a relatively similar energy: the higher energy CRs will have already passed and lower energy CRs will not yet have arrived. The energies of the four Ursa Major events lie in the narrow range 36-51 EeV, so if there are no associated lower energy events, that would be a smoking gun that these UHECRs were produced in a burst. When the locus of lower-rigidity events from the UMC source can be determined with greater confidence, for which random fields must be included along with the regular GMF, it will be possible to answer the question whether there is a lower energy stream from the same source.

#### 4 Transient source

Two independent pieces of evidence point to the UHECRs in the UM cluster having been produced in a burst or flare.

- The bolometric luminosity of CGCG 291–028 today,  $\approx 10^{44}$  erg/s based on its 2-10 keV luminosity recently measured with *Chandra* (W. Baumgartner and GRF, in preparation), falls significantly short of the minimum required to

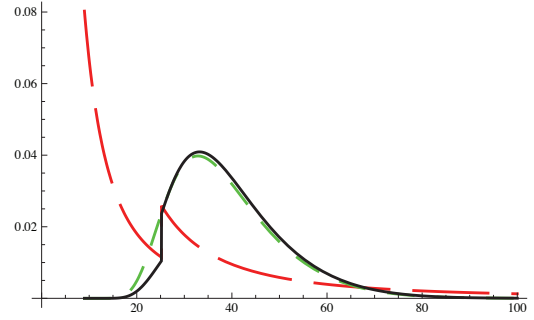


Figure 3:

accelerate a proton to the observed energies,  $\epsilon_{\text{UHECR}} \Gamma^2 3 \times 10^{44}$  erg/s [12], where  $\epsilon_{\text{UHECR}} < 1$  is the fraction of jet energy converted to UHECR kinetic energy and  $\Gamma \gtrsim 1$  is the bulk Lorentz factor of shocks in the jets. A similar luminosity shortfall pertains in almost all of the AGNs which have been found to correlate with Auger UHECRs [14, 15], prompting the proposal that some UHECRs are produced in transient flares in which the minimum luminosity is achieved [12]. The expected rate and luminosity of stellar tidal disruption flares would account for the observed UHECR injection rate [12, ?], and tidal disruption flares have now been systematically detected and determined to have the required rate and luminosity [?, ?].

- The energies of the UHECRs in the UMC fall in a narrow range, 36-51 EeV, whereas if the spectrum were a simple power law,  $dN/dE \sim E^{-p}$ , there should be 1.5 times more events in the 10-25 EeV range than above 25 EeV, for  $p = 2.7$ . If, however, UHECRs are produced in a transient, the events observed over a twenty-year period have a narrow band of energies [13], because the time delay due to propagation in the extragalactic magnetic field is energy dependent. The propagation time for the UMC is  $6 \times 10^8$  yr, and the arrival time delay is

$$\Delta T \sim D/c (1 - \cos(\theta_s)^2) \sim D\theta_s^2/(2c) \quad (1)$$

where

$$\theta_s(E) = \frac{\sqrt{2Dq^2 \langle B^2 \lambda \rangle}}{3E}. \quad (2)$$

Here  $\lambda$  is the characteristic maximum coherence length of the extragalactic magnetic turbulence and  $B$  is its RMS strength. Fig. 3 shows the expected spectrum in the transient and continuous cases, given the energy-dependent HiRes and AGASA exposures [2]. The probability to observe 4 events above 25 EeV and 0 between 10-25 EeV when 6 are expected if the source were continuous, is 0.002.

#### 5 Implications

If the UHECRs in the UMC were produced by CGCG 291–028 when it was in a flaring state, we can draw some powerful conclusions. Qualitatively, the flux of events observed at a distance  $D$  from a bursting source is

$$\begin{aligned} F_{\text{obs}} &\sim \frac{\text{(Number of events produced at the source)}}{4\pi D^2 \text{(Spread in arrival times)}} \\ &\sim \frac{N(E)}{4\pi D^2 D\theta_s^2/(2c)} \sim \frac{9cqN(E)E^2}{4\pi D^3 Dq^2 \langle B^2 \lambda \rangle}, \end{aligned}$$

where we have used eqns (1) and (2). In the limit of many small deflections, the problem has been solved analytically in [16, 13] and the quantitative expression for the flux when  $Z = 1$  is

$$F(E; D, E_0) = \frac{3cE^2 N(E)}{8\pi(B^2\lambda)D^4} G_{\text{AH}}((E/E_0)^2), \quad (3)$$

where  $G_{\text{AH}}$  is the normalized probability distribution function given in [16]. The parameter  $E_0$  is determined by the distance and time delay of the observation, and the magnetic structure of the intervening medium:

$$E_0 \equiv D \left( \frac{2q^2 \langle B^2 \lambda \rangle}{3c\Delta T} \right)^{1/2}. \quad (4)$$

The peak of the spectrum is at  $E_{\text{peak}} = 0.214E_0$  and the average energy is  $\bar{E} = 0.25E_0$ . From the latter, we infer that for the UMC today,  $E_0 = 145$  EeV. Since we know the distance to CGCG 291–028  $D \approx 200$  Mpc, if we knew  $\langle B^2 \lambda \rangle$  we could infer  $\Delta T$  or vice versa.

In principle, we could determine  $\langle B^2 \lambda \rangle$  if the extragalactic magnetic smearing could be measured (2), since we know the distance. However  $\theta_s(E)$  is likely to be comparable to or smaller than the angular dispersion from the random Galactic magnetic field, so even with more events and better angular resolution, at best we could place an upper limit on  $\theta_s(E)$ .

The total energy in the UMC UHECRs observed by AGASA and HiRes is 160 EeV. Equating this to the integral of the exposure-weighted energy flux (3) gives the total energy at the source in UHECRs above  $E_{\text{min}} = 1$  EeV:

$$E_{\text{src}} = 9 \times 10^{56} \text{erg} \langle B_{\text{nG}}^2 \lambda_{\text{Mpc}} \rangle, \quad (5)$$

for a spectral index  $E^{-2.3}$ . Since the rest-mass energy of a  $1 M_{\odot}$  is  $2 \times 10^{54}$  ergs and the maximum mass of a star which is reasonably likely to be disrupted is  $\sim 10M_{\odot}$ , and the fraction of that energy going into UHECRs above 1 EeV is unlikely to be greater than 10%, we derive an upper bound on the extragalactic magnetic field:

$$B_{\text{EG,rms}} < 1.4 \times 10^{-11} \lambda_{\text{Mpc}}^{-1/2}. \quad (6)$$

and corresponding estimate on the time-delay since the arrival of the photons of the flare  $\Delta T \gtrsim 1500 \dots \text{yr}$ .

## 6 Predictions and Conclusions

It was argued above that the 4 UMC events seen by AGASA and HiRes are protons which most likely come from a bursting source. The four events were found with a total exposure in the applicable energy range of 2850  $\text{km}^2\text{-yr}$ , so that Telescope Array has a good chance of having one or more events in the same region and energy range 36-51 EeV. From a source distance of 200 Mpc, only protons or heavy nuclei such as Fe would have a reasonable survival probability. If the source was indeed of short-duration, then only events in a similar rigidity range can be detected in this epoch, which if Fe would require an energy  $\approx 1000$  EeV, which in turn would be very difficult to sustain over 200 Mpc. Thus if the source had a single burst of UHECR-acceleration, we should only see events today which are protons in approximately the energy range 30-50

EeV and in an arrival direction locus within a few degrees of the events in Table I. It would be of interest to search for lower rigidity events from the same source as would arise if the same galaxy had an earlier flaring episode. Unfortunately, as can be seen in Fig. 2 such an identification is not feasible without better understanding of the GMF.

## References

- [1] R. U. Abbasi et al. *Ap. J.*, 623:164–170, 2005.
- [2] Glennys R. Farrar. *ICRC 2007*, arXiv:0708.1617.
- [3] Y. Tsunesada et al., Report of the Spectrum Working Group, UHECR 2012, CERN, Feb. 2012.
- [4] <http://www.cosmic-ray.org/papers/anisotropyevents/hires.stereo.gt.10EeV.txt>, superceding [1].
- [5] G. R. Farrar, A. A. Berlind, and D. W. Hogg. *Astrophys. J. Lett.*, 642:L89–L93, May 2006.
- [6] R. Jansson and G. R. Farrar. *Ap. J.*, 757:14, 2012.
- [7] R. Jansson and G. R. Farrar. *Astrophys. J.*, 761:L11, 2012.
- [8] G. Farrar, R. Jansson, and J. Roberts, in preparation 2013.
- [9] G. Farrar, A. Keivani, J. Roberts and M. Sutherland in preparation 2013.
- [10] The Pierre Auger Collaboration, *Astropart. Phys.*, 34, 314 (2010).
- [11] P. Tinyakov for Telescope Array, ICRC 2013.
- [12] Glennys R. Farrar and Andrei Gruzinov. *Astrophys. J.*, 693:329, 2009.
- [13] E Waxman and Jordi Miralda-Escude. *Astrophys. J.*, 472:L89–L92, 1996.
- [14] I. Zaw, G. Farrar, and J. Greene. *Astrophys. J.*, 696:1218, 2009.
- [15] W. Terrano, I. Zaw, and G. Farrar. *Astrophys. J.*, 754:142, 2012.
- [16] C. Alcock and S. Hatchett. *Ap. J.*, 222:456, 1978.