

A radical route to interstellar propylene formation

J.M.C. Rawlings,^{1*} D.A. Williams,¹ S. Viti,¹ and C. Cecchi–Pestellini²

¹*University College London, Department of Physics and Astronomy, Gower Street, London WC1E 6BT, United Kingdom*

²*INAF – Osservatorio Astronomico di Palermo, P.za Parlamento 1, I-90134 Palermo, Italy*

29 July 2018

ABSTRACT

Complex organic molecules, such as propylene (CH_3CHCH_2), are detected in molecular clouds (such as TMC1) with high fractional abundances ($\sim 2 \times 10^{-9}$, relative to hydrogen) that cannot be explained by gas-phase chemical reactions under normal dark cloud conditions. To obtain such high abundances requires an efficient grain-driven chemistry to be operating, coupled with effective desorption of the complex organics back into the gas-phase. We propose that the mechanism that we have previously described; rapid high density gas-phase chemistry in the gas released following sudden, total, ice mantle sublimation - can explain the high abundances, without recourse to ill-defined surface chemical pathways. Our model provides a natural explanation for why it is that some sources harbour high abundances of propylene, whilst others do not; based on the age and level of dynamical activity within the source (which affects the ice composition) and the chemical composition of the ambient gas.

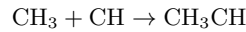
Key words: astrochemistry – molecular processes – ISM: clouds – ISM: molecules

1 INTRODUCTION

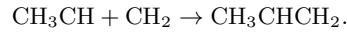
Propylene, CH_3CHCH_2 , also known as propene, has been detected in dense gas towards the cyanopolyne peak of the low mass star-forming region TMC-1 with a substantial fractional abundance of $\sim 2 \times 10^{-9}$ relative to hydrogen (Marcelino et al. 2007). However, the same paper also states that searches for propylene towards the massive star-forming region Orion KL have been unsuccessful. Detailed modelling studies (Herbst, Roueff & Talbi 2010; Lin et al. 2013) suggest that propylene cannot be readily formed by conventional interstellar gas phase chemistry. Therefore, the relatively high abundance of propylene in TMC-1 appears to be unexplained. This letter considers a possible gas-phase chemical route to the formation of propylene as an alternative to conventional interstellar chemistry. This new route may also contribute a variety of complex organic molecules (COMs) to interstellar clouds. Of course, this possible alternative route does not replace conventional interstellar chemistry, but it may supplement it in certain situations. While others have also invoked grain surface radical-radical reactions in certain situations (e.g., Garrod, Widicus Weaver & Herbst 2008) it appears to be difficult to establish high abundances of product molecules in normal (dark cloud) interstellar conditions.

2 RADICAL ASSOCIATIONS

The structure of propylene suggests that the molecule may be formed by the addition of radicals CH_3 , CH_2 , and CH in a suitable network of reactions, such as



followed by



Williams (1971) first discussed radical reactions in the context of interstellar chemistry. Subsequently, Millar & Williams (1975) showed that radicals of more than a few atoms may associate at near collisional rates. The resulting association complexes stabilise radiatively or, if the density is sufficiently high, in 3-body collisions. In their feasibility study they found that a chemistry based solely on radiative association of radicals has the potential to develop a significant population of molecules containing up to about ten atoms. It is now accepted that radiative associations of radicals play an important part in all models of conventional gas phase interstellar chemistry. However, it is apparent that these conventional schemes do not lead to the production of substantial amounts of propylene.

We have recently explored a radical addition chemistry that may occur in very high density gas generated by the explosive evaporation of interstellar ice mantles on dust grains (Rawlings et al. 2013). These explosions are widely observed in the laboratory, and are believed to be generated in the interstellar medium (ISM) by the accumulation of H-

* E-mail: jcr@star.ucl.ac.uk

atoms in the ices until a critical H-atom density is reached, when a runaway explosion occurs (Duley & Williams 2011). Such explosions were first noted in the astrochemical context by Greenberg (1976) in his laboratory experiments. Rawlings et al. (2013) assume that radicals such as OH, CH₃, HCO, etc., are created in the ice mantles during their build-up on grains by the action of the cosmic ray induced radiation field on molecules in the ice (Prasad & Tarafdar 1983). Rawlings et al. (2013) showed that an explosion chemistry of radical associations stabilised in 3-body reactions may persist for timescales on the order of nanoseconds in the expanding gas, and that this chemistry may produce significant amounts of COMs.

However, Rawlings et al. did not examine the variety of chemical species likely to be produced in such a scheme. In this Letter, we present and discuss the predictions for the rich post-explosion chemistry. This chemistry is assumed to be entirely due to radical associations stabilised by 3-body collisions in which H₂O is the dominant stabilising partner.

3 PHYSICAL AND CHEMICAL MODEL

3.1 Physical model of the explosion

The physical basis for our model is the same as that described in Rawlings et al. (2013); we assume that the chemical processes occur in the gas-phase, in the high density gas that is produced as a result of the sudden, and total, sublimation of ice mantles. In this particular study we do not speculate as to the cause of this mechanism, we simply note that any sudden, efficient, and repetitive desorption process is capable of driving the sort of chemistry that we describe above.

As in Rawlings et al. (2013) we consider an idealised situation in which a sphere of ice is instantaneously sublimated into the gas-phase, and then subsequently undergoes free expansion into a vacuum at some fraction, ϵ , of the sound speed v_s . The parameter ϵ compensates for real grain morphologies and makes some allowance for deviations from spherical symmetry and/or the effects of trapping in cavities. Unhindered spherical expansion corresponds to $\epsilon = 1$.

If the gas sphere has initial radius r_0 and density n_0 (which may be comparable to the solid-state number density) then, by mass conservation, at any time t after mantle sublimation, the density n is given by

$$\frac{n}{n_0} = \frac{1}{(1 + 10^9 \epsilon t)^3} \quad (1)$$

where we have assumed that r_0 is comparable to the typical thickness of an ice mantle ($r_0 = 10^{-5}$ cm), and the local sound speed $v_s = 10^4$ cm s⁻¹.

Table 1 summarises the range of values assigned to the various physical parameters in the model.

3.2 Chemistry produced from exploding ices

We shall assume for simplicity that the ice consists mainly of H₂O, CO, CO₂, CH₄, NH₃, H₂CO, and CH₃OH; we recognise that other species (in particular, CN bearing species) are also likely to be present in the ice, but at lower abundance levels. The relative abundances of these species are

Table 1. Physical and chemical parameters defining the explosion. See text for description.

Parameter	Value
CH ₄ /H ₂ O	0.04
NH ₃ /H ₂ O	0.01
H ₂ CO/H ₂ O	0.03
CH ₃ OH/H ₂ O	0.03
Fraction converted into radicals (F_{rad})	0.01-1%
Initial density (n_0)	$10^{19} - 10^{23}$ cm ⁻³
Final density (n_{fin})	$n_0/1000$
Three-body rate coefficients (k_{3B})	$10^{-32} - 10^{-26}$ cm ⁶ s ⁻¹
Trapping parameter (ϵ)	0.1-1.0
Molecule → radicals	branching ratio
H ₂ O → OH	0.5
CH ₄ → CH ₃ , CH ₂ , CH	0.33, 0.33, 0.33
NH ₃ → NH ₂ , NH	0.5, 0.5
H ₂ CO → CHO	0.5
CH ₃ OH → CH ₃ O, OH, CH ₃ , CH ₂ OH	0.1, 0.2, 0.2, 0.5

known to vary from one line of sight to another (e.g., Gibb et al. 2004; Boogert et al. 2004). We adopt as canonical values those shown in Table 1; we also consider variations from those values. The ice mantles suffer photodissociations driven by the cosmic ray induced radiation field. Rawlings et al. (2013) showed that an upper limit (before mantle explosion occurs) for the fraction of mantle species that has been photodissociated is of the order of 1%. In our models we have therefore considered values in the range 0.01-1%. The assumed products of the photodissociations and their relative abundances are also shown in Table 1. These products are assumed to be retained in the ices until explosions occur. Once the ice mantle on a particular grain has exploded, we assume that it begins to accumulate another ice mantle, and the process repeats. Note that this list only includes reactive radicals. Thus, although they constitute significant components of interstellar ices, we have not included CO or CO₂ as these species will not be dissociated into chemically active reactants.

Table 1 shows that we omit from the photodissociation products the atoms such as O, C, and N on the grounds that the overabundance of hydrogen will tend to enhance the hydrogenation. Hot hydrogen atoms in the explosion will tend to establish a population of hydrides.

The first stage of the radical addition chemistry considered here involves association between the nine radical species identified in Table 1. Note that ~99% of the molecules from the ices are not involved, except to provide third bodies stabilising the products. The first stage generates a set of 45 associations, giving products that are either molecules (26 of these, formed when the initial radicals have equal valences) or radicals (of which there are 19, formed where the initial radicals have unequal valences). The product molecules are generally familiar and many of them are detected interstellar species. It is assumed that these product molecules take no further part in the radical chemistry. However, product radicals from the first stage may undergo further stages of association. The product radicals of the

Table 2. Examples of stage 1 & 2 reactions.

Reactants		Product		Name
OH	CH ₃	H ₂ O	CH ₃ OH	methanol
CH ₃	CHO	H ₂ O	CH ₃ CHO	acetaldehyde
CH ₂	NH	H ₂ O	CH ₂ NH	methylenimine
NH ₂	CHO	H ₂ O	NH ₂ CHO	formamide
CHO	CH ₃ O	H ₂ O	CH ₃ OCHO	methyl formate
OH	CH ₂ CH	H ₂ O	CH ₂ CHOH	vinylalcohol
CH ₃	CH ₂ NH ₂	H ₂ O	CH ₃ CH ₂ NH ₂	ethylamine
CH ₂	CHNH ₂	H ₂ O	CH ₂ CHNH ₂	vinylamine
NH ₂	N ₂ H ₃	H ₂ O	NH ₂ NHNH ₂	triazine
CHO	CH ₂ CH	H ₂ O	CH ₂ CHCHO	acrolein

first stage capable of forming propylene in the second stage are CH₃CH and CH₂CH.

Just as in the first stage, associations in the second stage may give rise either to saturated molecules or to new radicals. The new radicals may, if the expansion timescale permits, give rise to a further stage of chemistry. We do not study this additional stage in our model. The 19 radicals generated in the first stage may associate with the 9 initial radicals to form 94 saturated molecules. An example of the reactions in the two stages is given in Table 2. A full listing can be provided on request.

Although hypothetical, there is some laboratory evidence to justify that the proposed reaction scheme is viable (e.g., Norinaga & Deutschmann 2007). The products are almost entirely familiar, and many are detected species in hot and warm cores and in the Central Molecular Zone of the Milky Way (Jones et al. 2012). In particular, propylene should form by the association of CH₂ and CH₃ (respectively) with the two first-stage products listed above: CH₃CH and CH₂CH.

4 COMPUTATIONS AND RESULTS

As stated above, at the densities that we are considering, the chemistry is completely dominated by three-body reactions. We therefore do not include any two-body, photochemical or cosmic-ray induced reactions in our chemical network. Also, as in our previous studies, we note that there are no clear observations of sulfur-bearing species in ice mantles and so we do not include any complex sulfur-bearing species.

We also follow the practice of Rawlings et al. (2013) and adopt a single value for the rate coefficient (k_{3B}) for all reactions. This incorporates any implicit dependence on the temperature. Our previous work (Rawlings et al. 2013) has shown that the temperature-dependence of the rate coefficients is relatively unimportant, although at high temperatures the chemistry would tend to yield a thermochemical equilibrium composition. An inspection of databases for known three-body reactions (e.g., Woodall et al. 2007) reveals that for reactions between radicals, the rate coefficients can be quite large ($> 10^{-26} \text{ cm}^6 \text{ s}^{-1}$), whereas for reactions involving saturated species they may be significantly smaller ($\sim 10^{-33} - 10^{-31} \text{ cm}^6 \text{ s}^{-1}$). Although we do not include the latter, we have considered values of k_{3B} that cover the range $10^{-32} - 10^{-26} \text{ cm}^6 \text{ s}^{-1}$.

We have developed two types of model to study the vi-

Table 3. Final abundances (relative to H₂O) for selected species obtained from Model 1. The nomenclature $a(b)$ implies a value of $a \times 10^b$.

Species	Abundance	Species	Abundance
CH ₃ OH	1.3(-4)	H ₂ CO	9.3(-5)
HCOOH	1.0(-4)	CH ₃ NH ₂	2.4(-6)
CH ₃ CHO	7.2(-6)	CH ₃ OCH ₃	1.5(-6)
C ₂ H ₅ OH	6.3(-6)	CH ₂ NH	1.9(-6)
NH ₂ CHO	1.9(-6)	CH ₃ OCHO	1.2(-6)
CH ₂ OHCHO	1.3(-5)	(CH ₂ OH) ₂	1.2(-5)
CH ₂ CHOH	3.2(-6)	CH ₃ CH ₂ CHO	9.5(-7)
CH ₃ CH ₂ CH ₂ OH	7.8(-7)	CH₃CHCH₂	1.9(-6)
CH ₃ CHNH	7.6(-7)		

ability of propylene formation in high density sublimates: the first (1) calculates the time-dependence of the chemistry using one set of values for the free parameters. The second (2) calculates the final (asymptotic) abundance of one selected species (typically propylene) for a large grid (typically $9 \times 9 \times 9$) of combinations of four parameters, spanning the ranges indicated in Table 1.

Examples of the final abundances relative to H₂O (for selected species) obtained from the first model are given in Table 3. In this calculation, the initial density (n_0) is $1.0 \times 10^{22} \text{ cm}^{-3}$, the gas is allowed to expand freely ($\epsilon = 1$), the ‘universal’ rate coefficient (k_{3B}) is $1.0 \times 10^{-29} \text{ cm}^3 \text{ s}^{-1}$ and the fraction of the mantle ice converted into radicals (F_{rad}) is 1 percent. The time-dependence of the abundances is straightforward; a rapid rise is followed by levelling off to asymptotic values defined by chemical saturation and/or geometrical dilution. The species whose abundances are given in Table 3 have all been detected in the ISM. The abundances are all quite large, showing that effective conversion of carbon to COMs is taking place. However, this is for one single explosion event and cannot be directly compared to values determined from observations. To do that requires a knowledge of the frequency of the explosions and how the chemistry evolves in the ISM in the inter-explosion periods. In most cases, the gas-phase chemistry of these species is very poorly understood.

From Table 1 we see that there are several parameters in the model. However, the three-body chemical timescale is $t_{chem} \sim 1/(k_{3B}n_0^2)$. From our calculations we indeed find that the results depend on the value of $k_{3B}n_0^2$ and not independently on k_{3B} and n_0^2 , so that the product $k_{3B}n_0^2$ is a single free parameter. The values of k_{3B} and n_0 used to obtain the results given in Table 3 imply a value of $k_{3B}n_0^2 = 10^{15} \text{ s}^{-1}$. The free parameters are thus; the ice composition, the branching ratios for radical production, F_{rad} , $k_{3B}n_0^2$ and ϵ .

Fixing the chemical parameters as per Table 1, we present in Table 4 the final (asymptotic) abundances for propylene as a function of two free parameters; the fraction of the ice that is converted to radicals (F_{rad}) and $k_{3B}n_0^2$, for $\epsilon = 1$.

Table 5 shows the same as Table 4, but for the case of significant gas trapping/inhibited expansion ($\epsilon = 0.1$). This effectively allows the gas to evolve for longer at the highest densities. However, from equation 1 we can see that the

Table 4. Results obtained from model 2 with $\epsilon = 1.0$: log of the final abundances (relative to H_2O) for CH_3CHCH_2 .

$\text{Log}_{10}(k_{3B}n_0^2)$	$\text{Log}_{10} F_{rad}$				
	-4.00	-3.50	-3.00	-2.50	-2.00
10.0	-16.86	-15.36	-13.86	-12.37	-10.87
11.0	-14.86	-13.37	-11.87	-10.39	-8.94
12.0	-12.87	-11.39	-9.94	-8.57	-7.34
13.0	-10.94	-9.57	-8.34	-7.29	-6.39
14.0	-9.34	-8.29	-7.39	-6.60	-5.90
15.0	-8.39	-7.60	-6.90	-6.28	-5.73
16.0	-7.90	-7.28	-6.73	-6.22	-5.72
17.0	-7.73	-7.22	-6.72	-6.22	-5.72
18.0	-7.72	-7.22	-6.72	-6.22	-5.72

Table 5. Results obtained from model 2 with $\epsilon = 0.1$: log of the final abundances (relative to H_2O) for CH_3CHCH_2 .

$\text{Log}_{10}(k_{3B}n_0^2)$	$\text{Log}_{10} F_{rad}$				
	-4.00	-3.50	-3.00	-2.50	-2.00
10.0	-14.89	-13.39	-11.90	-10.41	-8.96
11.0	-12.90	-11.41	-9.96	-8.59	-7.36
12.0	-10.96	-9.59	-8.36	-7.30	-6.40
13.0	-9.36	-8.30	-7.40	-6.61	-5.91
14.0	-8.40	-7.61	-6.91	-6.28	-5.73
15.0	-7.91	-7.28	-6.73	-6.22	-5.72
16.0	-7.73	-7.22	-6.72	-6.22	-5.72
17.0	-7.72	-7.22	-6.72	-6.22	-5.72
18.0	-7.72	-7.22	-6.72	-6.22	-5.72

dynamical (geometrical dilution) timescale is of the order of $t_{dyn} \sim (1/\epsilon)$ ns. The efficiency of the conversion of the radicals trapped in the ice to complex organic molecules is effectively determined by the ratio of this timescale to the chemical timescale. A saturation limit will apply in those situations where $t_{chem} \ll t_{dyn}$. Thus, the differences between these two tables are only significant for the smaller values of $k_{3B}n_0^2$ where the above inequality does not hold.

Some clear trends can be seen in the results from these models. Firstly, from Tables 4 and 5, the saturation effect referred to above is discernable; a robust limiting value for the propylene abundance (relative to H_2O) of $Y_{sat.} \sim 1.9 \times 10^{-6}$ is obtained. We find that this saturation limit is primarily dependent on the chemical initial conditions, and is independent of the physical parameters; n_0 , k_{3B} and ϵ . Thus,

$$Y_{sat.} \sim 1.9 \times 10^{-6} \left(\frac{F_{rad}}{1\%} \right) \left(\frac{x(\text{CH}_4)}{4\%} \right)^{2.2} \left(\frac{f_{OH}}{50\%} \right)^{-0.5} \quad (2)$$

where $x(\text{CH}_4)$ is the fractional abundance of CH_4 , relative to H_2O in the ice and f_{OH} is the fraction of the radicals produced from the photodissociation of H_2O that are in the form of OH. This saturation limit, corresponding to the complete conversion of radicals to molecular species, is set by a number of factors, including;

- (i) The fact that there are a large number of species in the network, none of which is formed preferentially (due to the use of a single value of k_{3B} for all reactions). The carbon has to be shared between these species.
- (ii) The (relatively small) molecules that are formed in

the first stage do not react further and also act a sink for carbon.

- (iii) OH is the most abundant radical. Many of the reactions leading to hydrocarbon growth will be in competition with reactions involving OH.

In the general situation, we can see (from Tables 4 and 5) that the propylene abundance ($Y_{prop.}$) is approximately within an order of magnitude of $Y_{sat.}$ when $F_{rad} > 0.001$ and $k_{3B}n_0^2 > 10^{14} \text{ s}^{-1}$.

5 DISCUSSION AND CONCLUSIONS

The explosion chemistry is completed on a nanosecond timescale. The products of this chemistry may not be directly observed, but are injected into the dense gas of a molecular cloud core. Observational effects are therefore not necessarily defined by the explosion chemistry, but are determined by the injection and subsequent chemistry in the dark cloud. Using the result from the previous section, it now becomes possible to estimate an injection rate for propylene into a dense cloud core like those in TMC-1. Comparing this timescale to that for the destruction of propylene by gas-phase chemistry in the molecular cloud, we can use a simple argument to estimate the time-averaged abundance of propylene that could result from this mechanism.

In a dark, quiescent, environment nearly all heavy species accrete onto dust grains, on a timescale of the freeze-out time; $t_{fo} \sim (3 \times 10^{16}/n_H)$ s, where n_H is the total (hydrogen nucleon) density (Rawlings et al. 1992). In the absence of an effective desorption mechanism (such as explosions), molecular material would be mostly depleted from the gas phase, so it is fair to assume - in the context of our model - that the ice mantle explosion occurs soon after time t_{fo} has elapsed; effectively limiting the ice mantle growth.

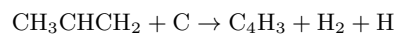
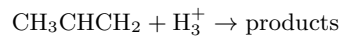
A large fraction of the ice mantle is composed of H_2O . Thus, the average number density of molecules ejected in one freeze-out/ejection cycle is $\sim X_{\text{H}_2\text{O}} \cdot n_H$, where $X_{\text{H}_2\text{O}}$ is the fractional abundance of H_2O (relative to n_H). The mean injection rate of propylene molecules is therefore $R_{prop.}$, given by

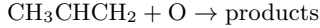
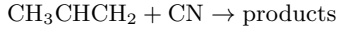
$$R_{prop.} \sim X_{\text{H}_2\text{O}} \cdot \frac{n_H \cdot Y_{prop.}}{t_{fo}} \text{ cm}^{-3} \text{ s}^{-1}$$

where $Y_{prop.}$ is the fractional abundance of propylene (relative to H_2O) that is formed in the high density explosion chemistry. Thus,

$$R_{prop.} \sim \frac{X_{\text{H}_2\text{O}} n_H^2 Y_{prop.}}{3 \times 10^{16}} \text{ cm}^{-3} \text{ s}^{-1}.$$

The mean number density of propylene molecules is then given by $n_{prop.} = R_{prop.} \cdot t_{loss}$, where t_{loss} is the typical lifetime of propylene in the gas phase. We can estimate the destruction timescale for propylene by considering the main reaction channels in interstellar dark cloud conditions. From a simple model of the quiescent phase chemistry of TMC-1 which includes gas-grain interactions (freeze-out and non-thermal desorption) we find that the principal destruction channels are:-





The destruction timescale for propylene by any particular channel is of the order of $\sim 1/(k.n_r)$, where k is the rate coefficient and n_r is the density of the reactant. Using data for these reactions from the UMIST Database For Astrochemistry (McElroy et al. 2013), (and Sabbah et al. 2007, for the last reaction) and the predicted abundances from our model, we find that the destruction timescale is typically $t_{\text{loss}} \sim 10^4 - 10^5$ years.

The mean fractional abundance of propylene (relative to hydrogen) is

$$X_{\text{prop.}} = \frac{n_{\text{prop.}}}{n_H} = \frac{X_{\text{H}_2\text{O}} n_H Y_{\text{prop.}} t_{\text{loss}}}{3 \times 10^{16}}$$

Using values of $X_{\text{H}_2\text{O}} = 10^{-4}$, $n_H = 10^5 \text{ cm}^{-3}$, $Y_{\text{prop.}} = 2 \times 10^{-6}$ and $t_{\text{loss}} = 10^4 - 10^5$ years, we obtain $X_{\text{prop.}} \sim 2 \times 10^{-10} - 2 \times 10^{-9}$. This is comparable to the observationally inferred value in TMC-1, although it requires the explosion and re-cycling mechanism to be operating at near-optimal efficiency.

This discussion shows that rather special conditions may be required to produce $X_{\text{prop.}}$ of this magnitude. The efficiency of propylene formation (in the saturation limit) is essentially independent of the physical parameters in the model and is defined by the ice mantle composition (and the degree of processing to radicals). The actual, observed, abundances in the dark cloud phase are determined by this value and the ratio of the explosion to gas-phase destruction timescales. We may now speculate as to why propylene is detected in TMC-1, but not in other sources, such as Orion-KL. From the above arguments, one or more of the following possibilities may be valid:

(i) TMC-1 may be chemically young (Hartquist, Williams & Viti 2001) in which case one would expect there to be more atomic carbon in the gas phase. If so, then subsequent to the hydrogenation of accreted carbon to CH_4 the ice mantles may have a higher $\text{CH}_4:\text{H}_2\text{O}$ ratio than normal,

(ii) The dust grain properties may affect the ice composition. Thus, if the ices were warmer than normal then, on the basis of the relative adsorption energies, the ratio of CH_4 to CO may be increased. This could, in effect, increase the C:O ratio in the explosion chemistry and enhance the formation of hydrocarbons,

(iii) In the high mass star-forming region of Orion the chemistry may be dominated by the presence of shocks. This could result in higher abundances of atomic oxygen and therefore shorter loss timescales for propylene.

There are obviously a large number of approximations in our model, most significantly the reaction network is very speculative and the adoption of a single value for the three-body reaction rate coefficients is a major simplification. In reality there could be large differences between the rate coefficients which would result in strong variations in the formation efficiencies and abundance ratios. However, our model is based on plausible assumptions and we can conclude that:-

(i) Given that, under normal interstellar conditions, a gas-phase chemistry is unable to explain the observed abun-

dances of COMs, an alternative mechanism for their formation is required that (a) is highly efficient at converting carbon to COMs, and (b) ensures that the COMs so-produced are efficiently transmitted to the (ambient) gas-phase.

(ii) A chemistry rich in COMs may arise from the explosion of ice mantles.

(iii) Provided 0.1 percent or more of the ice is converted to radicals and the product of the reaction rate coefficients with the square of the initial, post-sublimation, gas density is $> 10^{14} \text{ s}^{-1}$, the abundances of the COMs may approach saturation levels. This criterion is physically plausible, and does not imply that the process would only be efficient if we adopt extreme values of the free parameters.

(iv) The saturation levels are defined by the ice composition, as specified in equation 2, and not the physical characteristics of the mantle explosion.

(v) The injection rate may be sufficiently high to affect abundances in the cold cloud environment.

(vi) However, the injection rate is sensitive to various parameters that may vary significantly in different regions.

(vii) Other scenarios in which association chemistry may be important almost certainly exist. For example, radical association chemistry may be important in regions containing recently evaporated ices, such as so-called hot cores. These regions have molecular hydrogen number densities $\sim 10^7 \text{ cm}^{-3}$, and stabilisation of the complexes will be radiative rather than collisional.

REFERENCES

- Boogert A.C.A. et al., 2004, ApJS, 154, 359
Duley W.W., Williams D.A., 2011, ApJ, 737, L44
Garrod R.T., Widicus Weaver S.L., Herbst E., 2008, ApJ, 682, 283
Gibb E.L., Whittet D.C.B., Boogert A.C.A., Tielens A.G.G.M., 2004, ApJS, 151, 35
Greenberg J.M., 1976, Ap&SS, 39, 9
Hartquist T.W., Williams D.A., Viti S., 2001, A&A, 369, 605
Herbst E., Roueff E., Talbi D., 2010, Mol. Phys., 108, 2171
Jones P.A. et al., 2012, MNRAS, 419, 2961
Lin Z. et al., 2013, ApJ, 765, 80
Marcelino N., Cernicharo J., Agúndez M., Roueff E., Gerin M., Martín-Pintado J., Mauersberger R., Thum C., 2007, ApJL, 665, L127
McElroy D., Walsh C., Markwick A.J., Cordiner M.A., Smith K., Millar T.J., 2013, A&A, 550, A36
Millar T.J., Williams D.A., 1975, MNRAS, 173, 527
Norinaga K., Deutschmann O., 2007, Ind. Eng. Chem. Res., 46, 3547
Prasad S.S., Tarafdar S.P., 1983, ApJ, 267, 603
Rawlings J.M.C., Hartquist T.W., Menten K.M., Williams D.A., 1992, MNRAS, 255, 471
Rawlings J.M.C., Williams D.A., Viti S., Cecchi-Pestellini C., Duley W.W., 2013, MNRAS, 430, 264
Sabbah H., Biennier L., Sims I.R., Georgievskii Y., Klippenstein S.J., Smith I.W.M., 2007, Sci, 317, 102
Williams D.A., 1971, Obs, 91, 225
Woodall J., Agúndez M., Markwick-Kemper A.J., Millar T.J., 2007, A&A, 466, 1197