

An adaptive truncation method for inference in Bayesian nonparametric models

J.E. Griffin

School of Mathematics, Statistics and Actuarial Science,
University of Kent, Canterbury CT2 7NF, UK

August 25, 2018

Abstract

Many exact Markov chain Monte Carlo algorithms have been developed for posterior inference in Bayesian nonparametric models which involve infinite-dimensional priors. However, these methods are not generic and special methodology must be developed for different classes of prior or different models. Alternatively, the infinite-dimensional prior can be truncated and standard Markov chain Monte Carlo methods used for inference. However, the error in approximating the infinite-dimensional posterior can be hard to control for many models. This paper describes an adaptive truncation method which allows the level of the truncation to be decided by the algorithm and so can avoid large errors in approximating the posterior. A sequence of truncated priors is constructed which are sampled using Markov chain Monte Carlo methods embedded in a sequential Monte Carlo algorithm. Implementational details for infinite mixture models with stick-breaking priors and normalized random measures with independent increments priors are discussed. The methodology is illustrated on infinite mixture models, a semiparametric linear mixed model and a nonparametric time series model.

Keywords: Sequential Monte Carlo; Dirichlet process; Poisson-Dirichlet process; normalized random measures with independent increments; truncation error; stick-breaking priors.

1 Introduction

The popularity of Bayesian nonparametric modelling has rapidly grown with computational power in a range of application areas such as epidemiology, biostatistics and economics. Bayesian nonparametric models have an infinite number of parameters over which a prior is placed and so allow model complexity to grow with sample size. In many models, the prior is placed on the space of probability measures. An overview of work in this area is given in Hjort et al. (2010). The infinite-dimensional prior does not allow the direct use of simulation-based methods for posterior inference or for the study of some properties of the distributions drawn from the prior (particularly, functionals such as the mean). The methods developed in this paper will concentrate on the former problem of posterior inference. Simulation-based methods require a finite-dimensional parameter space and there are two main approaches to working with such a space in the literature: marginalization and truncation.

The first approach marginalizes over the infinite-dimensional parameter and is particularly applicable to infinite mixture models such as the Dirichlet process mixture model. In these models, marginalization leads to Pólya urn scheme (PUS) representations of the priors which can be used to define efficient Markov chain Monte Carlo (MCMC) algorithms. Algorithms based on the PUS representation of Dirichlet process mixture models were reviewed in MacEachern (1998) and Neal (2000) and similar algorithms for normalized random measures mixture models were developed in Favaro and Teh (2013). These methods are limited by the unavailability of a suitable PUS for some priors.

The second method is truncation in which the infinite-dimensional prior is replaced by a finite-dimensional approximation. Approaches to the approximation of the Dirichlet process were initially studied by Muliere and Tardella (1998) who showed how the error in total variation norm between their approximation and the infinite-dimensional prior can be chosen to be smaller than any particular value. Further results and alternative truncation methods for the Dirichlet process were developed by Ishwaran and Zarepour (2002). Ishwaran and James (2001) looked at truncating the wider-class of stick-breaking (SB) priors using total variational norm to measure truncation error and described a simple block Gibbs sampler for posterior inference. More recently, slice sampling methods have been proposed for Dirichlet process (Walker, 2007; Kalli et al., 2011), normalized random measures with independent increments (Griffin and Walker, 2010) and σ -stable Poisson-Kingman (Favaro and Walker, 2013) priors. In slice samplers, auxiliary variables are introduced in the pos-

terior which lead to finite-dimensional distributions for all full conditionals of the Gibbs sampler and so represent a class of random truncation methods. Importantly, these methods sample exactly from the posterior distribution and so avoid truncation errors which are usually introduced by other truncation methods. However, like the marginalization methods, it is unclear how slice sampling methods can be applied generically to models with nonparametric priors.

The purpose of this paper is to develop a method for the choice of truncation level of nonparametric priors which adapts to the complexity of the data and which can be applied generically to nonparametric models. A sequence of finite-dimensional approximations to a nonparametric prior is constructed where the level of truncation is decreasing. A sequential Monte Carlo (SMC) approach (Del Moral et al., 2006) is used to sample from the corresponding sequence of posterior distributions. Some recent work in this area has emphasized the ability of these algorithms to adapt algorithmic tuning parameters to the form of the posterior distribution whilst the algorithm is running. For example, Schäfer and Chopin (2013) construct use a sequence of tempered distributions to sample from posterior distributions on high-dimensional binary spaces. The use of an SMC method allows the sequence of temperature for the tempered distribution to be decided in the algorithm. Del Moral et al. (2012) consider inference in approximate Bayesian computation and develop an algorithm which adaptively reduce the level of approximation of the posterior. These methods share the use of the effective sample size (ESS) as a measure of discrepancy between successive distributions which can be used to adaptively tune the model parameter. Similar ideas are also described for stochastic volatility models by Jasra et al. (2011). Some theoretical aspects of these types of algorithm are discussed in Beskos et al. (2014).

The idea of using ESS as a measure of discrepancy will play a key role in adapting the tuning parameter (the level of truncation) in the methods developed in this paper. A truncation chosen when differences in the successive discrepancies become small will typically lead to small truncation errors. Importantly, special theory (over and above the definition of a sequence of approximating processes) is not needed to implement the method.

The paper is organized as follows. Section 2 is a review of some Bayesian nonparametric priors and truncation methods available for them. Section 3 describes the adaptive truncation algorithm for choosing the truncation level. Section 4 shows how this algorithm can be used to simulate from some popular

nonparametric mixture models. Section 5 illustrates the use of these methods in infinite mixture models, and two non-standard nonparametric mixture models.

2 Finite truncation of infinite-dimensional priors

This paper will concentrate on a particular class of infinite-dimensional priors, random probability measures, which frequently arise in Bayesian nonparametric modelling. These probability measures are usually discrete with an infinite number of atoms and arise from constructions such as transformations of Lévy processes or SB priors. In these cases, the random probability measure F can be expressed as

$$F = \sum_{j=1}^{\infty} p_j \delta_{\theta_j} \quad (1)$$

where $p = (p_1, p_2, \dots)$ and $\theta = (\theta_1, \theta_2, \dots)$ are sequences of random variables, $p_j > 0$ for $j = 1, 2, \dots$, $\sum_{j=1}^{\infty} p_j = 1$, and δ_x is the Dirac delta measure which places measure 1 on x . Usually, it is further assumed that p and θ are independent *a priori*. This section will review the main constructions that fall within this class and truncation methods which have been proposed.

The Dirichlet process (Ferguson, 1973) was originally defined as a normalized gamma process so that

$$F(B) = \frac{G(B)}{G(\Omega)}$$

where B is a measurable set, G is a Gamma process, *i.e.* a Lévy process with Lévy measure $\nu(J, \theta) = M J^{-1} \exp\{-J\} dJ H(d\theta)$ where $M > 0$ and H is a probability measure (whose density, if it exists, is h) with support Ω and parameters ψ . Alternatively, we can write

$$F = \frac{\sum_{j=1}^{\infty} J_j \delta_{\theta_j}}{\sum_{j=1}^{\infty} J_j}$$

where $J = (J_1, J_2, \dots)$ are the jumps of a Lévy process with Lévy density $M J^{-1} \exp\{-J\}$ and $\theta_j \stackrel{i.i.d.}{\sim} H$. This construction can be naturally extended to an additive, increasing stochastic process (see *e.g.* Nieto-Barajas et al., 2004). A wide, tractable class of such priors can be defined by assuming that the jumps J arise from a suitably-defined Lévy process, which is called the class of normalized random measures with independent increments (NRMIIIs) (Regazzini

et al., 2003). Examples, other than the Dirichlet process, include the normalized inverse Gaussian (NIG) process (Lijoi et al., 2005) and the normalized generalized gamma (NGG) process (Lijoi et al., 2005, 2007). Posterior inference for the general class is described in James et al. (2009) who assume a general formulation where $(J_1, \theta_1), (J_2, \theta_2), \dots$ follows a Lévy process with Lévy density $\nu(J, \theta) = h(\theta|J)\eta(J)$. The process is called homogeneous if $h(\theta|J) = h(\theta)$ and inhomogeneous otherwise. The Dirichlet process, NIG process and NGG process are all homogeneous.

Truncated versions of these normalized processes can be constructed by truncating the Lévy process and then normalizing. This leads to a well-defined random probability measure. The simulation of finite-dimensional truncations of non-Gaussian Lévy processes is an active area of research which is reviewed by Cont and Tankov (2008). Two truncation methods are considered in this paper: the Ferguson-Klass (FK) method (Ferguson and Klass, 1972) and the compound Poisson process (CPP) approximation. The FK method generates the jumps as

$$J_j = \zeta^{-1}(t_j), \quad j = 1, 2, \dots$$

where $\zeta(x)$ is the tail mass function of η which is defined by $\zeta(x) = \int_x^\infty \eta(y) dy$ and t_1, t_2, \dots are the arrival times of a Poisson process with intensity 1. The jumps are decreasing, *i.e.* $J_1 > J_2 > J_3 > \dots$. The truncated version of the process with N atoms is defined to be

$$F_N^{FK} = \frac{\sum_{j=1}^N J_j \delta_{\theta_j}}{\sum_{j=1}^N J_j}.$$

Al Labadi and Zarepour (2013) and Al Labadi and Zarepour (2014) provided further discussion and variations on this type of approximation for NIG and Poisson-Dirichlet processes.

An alternative truncation method uses the CPP approximation to the Lévy process. Let $0 < L < \infty$ then the jumps larger than L follow a compound Poisson process with intensity $\eta(x)$ for $x > L$. This allows an approximation of F to be defined which includes all jumps greater than L ,

$$F_L^{CPP} = \frac{\sum_{j=1}^K J_j \delta_{\theta_j}}{\sum_{j=1}^K J_j} \quad (2)$$

where $K \sim \text{Pn} \left(\int_L^\infty \eta(y) dy \right)$ and J_1, J_2, \dots, J_K are independent with J_j having probability density function $\frac{\eta(x)}{\int_L^\infty \eta(y) dy}$ for $x > L$. The jumps are not ordered and the number of jumps is now a random variable whose expectation increases as L decreases.

The SB construction of the Dirichlet process dates from Sethuraman (1994) and expresses the weights in (1) as $p_j = V_j \prod_{k < j} (1 - V_k)$ where $V_j \stackrel{i.i.d.}{\sim} \text{Be}(1, M)$ which are independent of θ with $\theta_j \stackrel{i.i.d.}{\sim} H$. The use of more general forms of SB prior which assume that $V_j \stackrel{ind.}{\sim} \text{Be}(a_j, b_j)$ were popularized by Ishwaran and James (2001). They gave conditions on $a = (a_1, a_2, \dots)$ and $b = (b_1, b_2, \dots)$ for the process to be well-defined (so that $\sum_{j=1}^{\infty} p_j = 1$ almost surely). A nice feature of this construction is that the weights are stochastically ordered, *i.e.* $E[p_1] > E[p_2] > E[p_3] > \dots$. The Poisson-Dirichlet process (Pitman and Yor, 1997) arises when $a_j = 1 - a$ and $b_j = M + a_j$. Favaro et al. (2012) derive an SB construction for the NIG process.

A truncated version of the prior with N atoms can be defined by

$$F_N^{SB} = \sum_{j=1}^N p_j \delta_{\theta_j} \quad (3)$$

where $p_j = V_j \prod_{k < j} (1 - V_k)$ for $j = 1, \dots, N$, $V_j \stackrel{ind.}{\sim} \text{Be}(a_j, b_j)$ for $j = 1, \dots, N-1$ and $V_N = 1$. This truncation is well-defined since $\sum_{j=1}^N p_j = 1$. Ishwaran and James (2001) study this truncation and show that it converges almost surely to the infinite-dimensional prior as $N \rightarrow \infty$. Muliere and Tardella (1998) define a similar truncation, which they term ϵ -Dirichlet distribution, where N is chosen to be the smallest value of W for which $\sum_{j=1}^{W-1} p_j > 1 - \epsilon$ for some pre-specified ϵ with F following a Dirichlet process. One drawback with this truncation is that the weights may no longer be stochastically ordered since $E[p_N] > E[p_{N-1}]$ if $b_{N-1} > a_{N-1}$. It can be shown that the weights are never stochastically ordered for a Poisson-Dirichlet process if $a > 0$. An alternative method of truncation normalizes the SB prior with N atoms leading to the re-normalized stick-breaking (RSB) truncation

$$F_N^{RSB} = \frac{\sum_{j=1}^N p_j \delta_{\theta_j}}{\sum_{j=1}^N p_j} = \frac{\sum_{j=1}^N p_j \delta_{\theta_j}}{1 - \prod_{j=1}^N (1 - V_j)} \quad (4)$$

where $p_j = V_j \prod_{k < j} (1 - V_k)$ for $j = 1, \dots, N$, $V_j \stackrel{ind.}{\sim} \text{Be}(a_j, b_j)$ for $j = 1, \dots, N$. Clearly, p_1, \dots, p_N are stochastically ordered and maintain that property of the infinite-dimensional SB prior.

An alternative form of truncation for the Dirichlet process (Ishwaran and Zarepour, 2000; Neal, 2000) uses finite-dimensional (FD) truncated distribution

$$F_N^{FD} = \sum_{j=1}^N \gamma_j \delta_{\theta_j}$$

where $\gamma_j \sim \text{Ga}(M/N, 1)$ (where $\text{Ga}(a, b)$ represents a gamma distribution with shape a and mean a/b) and $\theta_j \stackrel{i.i.d.}{\sim} H$. Ishwaran and Zarepour (2002) show that $\int g(\theta) F_N^{FD}(d\theta) \rightarrow \int g(\theta) F(d\theta)$ in distribution for any measurable function g and so we can consider that this truncation converges to the Dirichlet process.

The truncation methods described so far involve the choice of N for the Ferguson-Klass methods and truncated SB priors or the choice of L (the smallest jump) for the CPP approximation of the NRMII process. The success of any truncation method at approximating the infinite-dimensional prior or posterior will depend critically on this choice and so considerable effect has been devoted to the choice of these truncation parameters.

It is important to distinguish between two motivations for truncation. The first is studying the properties of the prior distribution (particularly, mean of functionals of the distribution) and the second is posterior inference using these priors. Initial work on truncation methods was motivated by the first consideration. Muliere and Tardella (1998) demonstrated that their ϵ -Dirichlet distribution can be used to sample Dirichlet process functionals. They showed that the truncation error can be bounded in Prohorov distance and how this result can be used to choose the truncation parameter ϵ . Gelfand and Kottas (2002) described a method for sampling posterior functionals of the random measure. This method uses samples generated by a PUS-based sampler for the posterior of a Dirichlet process mixture and exploits ideas from sampling prior functional of Dirichlet processes. The method was extended by Ishwaran and James (2002).

The second motivation for the truncation method is the approximation of the infinite-dimensional posterior by the posterior under a truncated prior. It is important to note that a “good” approximation of the prior will not necessarily lead to a “good” approximation of the posterior distribution. An example of a truncation which is designed to yield a “good” approximation to the posterior is the truncated SB process (Ishwaran and James, 2001). They also consider defining a suitable value N to accurately approximate the inference with the infinite-dimensional prior. Their criteria is to bound the difference in the prior predictive probability of the sample under the infinite-dimensional prior and the truncated version. They show that

$$\| F(y) - F_N(y) \|_1 < 4 \left(1 - \text{E} \left[\left(\sum_{k=1}^{N-1} p_k \right)^n \right] \right)$$

where $\| \cdot \|_1$ represents L_1 distance. These expectations can be calculated in the case of Poisson-Dirichlet and Dirichlet processes which allows the value of

N to be chosen to control the truncation error.

3 Adaptive truncation algorithm

The adaptive truncation algorithm will be described for a generic infinite mixture model of the form

$$p(y_i|\phi, \lambda, \kappa) = \sum p_j(\phi)k_j(y_i|\phi, \lambda), \quad \phi \sim \pi(\phi|\kappa), \quad \lambda \sim p(\lambda), \quad \kappa \sim p(\kappa) \quad (5)$$

where $y = (y_1, \dots, y_n)$ are a sample of observations, $k_j(y|\phi, \lambda)$ is a probability density function for y with parameters ϕ and λ , ϕ is an infinite-dimensional parameter, $\pi(\phi|\kappa)$ is a nonparametric prior and λ and κ are parameters of the conditional distribution of the observations and the nonparametric prior respectively. It is typical in Bayesian nonparametric methods to make inference about parameters such as λ and κ as well as the infinite-dimensional parameters ϕ . The Dirichlet process mixture model would be an obvious example of a model of this form.

The adaptive truncation algorithm uses an infinite sequence of truncations of $\pi(\phi|\kappa)$. The parameters in the first truncation are denoted ϕ_1 and the extra parameters introduced in the k -th truncation will be denoted ϕ_k . It will be helpful to define the notation $x_{j:k} = (x_j, \dots, x_k)$. The parameters in the k -th truncation of the nonparametric prior are $\phi_{1:k}$, which emphasises that the parameter space is growing with the truncation level k . The truncated parameters $\phi_{1:k}$ could include the first N_k atoms of a SB representation or the atoms in a CPP approximation with jump larger than L_k . The prior distribution of the parameter for the k -th truncation will be denoted by $\pi_k(\phi_{1:k}|\kappa)$.

I will also assume that it is relatively straightforward to sample values from $\pi_k(\phi_k|\phi_{1:(k-1)}, \kappa) = \pi_k(\phi_{1:k}|\kappa)/\pi_k(\phi_{1:(k-1)}|\kappa)$ which is the distribution of ϕ_k given $\phi_{1:(k-1)}$ and κ under the k -th truncation. This is true for the truncations described in section 2. A sequence of models can now be constructed by replacing the infinite-dimensional prior in (5) by the sequence of truncated priors leading to a k -th model of the form

$$p(y_i|\phi_{1:k}, \lambda) = \sum p_j(\phi_{1:k})k_j(y_i|\phi_{1:k}, \lambda), \quad \phi_{1:k} \sim \pi_k(\phi_{1:k}|\kappa),$$

$$\lambda \sim p(\lambda), \quad \kappa \sim p(\kappa)$$

where $k_j(y|\phi_{1:k}, \lambda)$ will typically depend on the level of truncation. This leads to a sequence of posterior distributions $\pi_1(\phi_1, \lambda, \kappa|y)$, $\pi_2(\phi_{1:2}, \lambda, \kappa|y)$, \dots for which

the k -th posterior is

$$\pi_k(\phi_{1:k}, \lambda, \kappa|y) \propto \prod_{i=1}^n p(y_i|\phi_{1:k}, \lambda) \pi_k(\phi_{1:k}|\kappa) p(\lambda) p(\kappa).$$

This sequence will converge to the infinite-dimensional posterior (which will have the same mode of convergence as the prior).

Sequential Monte Carlo methods (see Doucet and Johansen, 2011, for a review) can be used to efficiently simulate samples from the sequence of posterior distributions. The steps are outlined in Algorithm 1 which uses adaptive re-sampling (e.g. Del Moral et al., 2006) and MCMC updating for static models (Chopin, 2002). The parameter b controls the amount of re-sampling with smaller values of b implying less re-sampling. The value $b = 0.7$ is chosen for the examples in this paper. The posterior expectation of a function f under the k -th truncated posterior will be written $E_k[f(\phi_{1:k}, \lambda, \kappa)]$ and can be unbiasedly estimated by

$$\frac{\sum_{j=1}^S w_k^{(j)} f(\phi_{1:k}^{(j)}, \lambda^{(j)}, \kappa^{(j)})}{\sum_{j=1}^S w_k^{(j)}} \quad (6)$$

where $w_k^{(1)}, \dots, w_k^{(S)}$ are the weights at the end of the $(k-1)$ -th iteration of Algorithm 1. Many ways of re-weighting the particles in step 4(a) have been described in the SMC literature. Systematic resampling (Kitagawa, 1996) is used in this paper but other methods are described in Doucet and Johansen (2011).

In practice, samples can only be drawn from a finite number of posteriors, *i.e.* $\pi_1(\phi_1, \lambda, \kappa|y), \pi_2(\phi_{1:2}, \lambda, \kappa|y), \dots, \pi_R(\phi_{1:R}, \lambda, \kappa|y)$. The truncation is made adaptive by choosing the value of R during the run of the algorithm using the output of the SMC algorithm. Intuitively, the posterior distributions $\pi_k(\phi_{1:k}, \lambda, \kappa|y)$ will become increasingly similar as k increases since the data will tend to have less effect on the posterior of ϕ_k as k increases. For example, the probability of an observation being allocated to the k -th cluster decreases as k increases and the posterior distribution of ϕ_k becomes increasingly like its prior distribution. In other words, $\pi_{k+1}(\phi_{1:(k+1)}, \lambda, \kappa|y)$ becomes increasingly similar to $\tilde{\pi}_{k+1}(\phi_{1:(k+1)}, \lambda, \kappa) = \pi_k(\phi_{1:k}, \lambda, \kappa|y) \pi_{k+1}(\phi_{k+1}|\phi_{1:k}, \kappa)$ as k increases.

The remaining issue is the decision of when to stop the SMC sampler. It is useful to define ψ_{k+1} to be the sample of values of $\phi_{1:(k+1)}, \lambda, \kappa$ and w_{k+1} at the end of the k -th iteration. It is assumed that a discrepancy $D(\psi_{k+1})$ between π_k and π_{k+1} for $j < k$ can be calculated using ψ_k and ψ_{k+1} . The

Simulate S particles, $\left(\phi_1^{(1)}, \lambda^{(1)}, \kappa^{(1)}\right), \dots, \left(\phi_1^{(S)}, \lambda^{(S)}, \kappa^{(S)}\right)$ from the posterior distribution $\pi_1(\phi_1, \lambda, \kappa|y)$ and set $w_1^{(j)} = 1$ for $j = 1, 2, \dots, S$.

At the k -th iteration,

1. Propose $\phi_{k+1}^{(j)}$ from the transition density $\pi_{k+1}\left(\phi_{k+1}^{(j)} \mid \phi_{1:k}^{(j)}, \kappa^{(j)}\right)$ for $j = 1, 2, \dots, S$.
2. Update the weights $w_{k+1}^{(1)}, \dots, w_{k+1}^{(S)}$ according to

$$w_{k+1}^{(j)} = w_k^{(j)} \alpha_k^{(j)}, \quad j = 1, \dots, S$$

where

$$\alpha_k^{(j)} = \frac{\prod_{i=1}^n p\left(y_i \mid \phi_{1:(k+1)}^{(j)}, \lambda^{(j)}, \kappa^{(j)}\right)}{\prod_{i=1}^n p\left(y_i \mid \phi_{1:k}^{(j)}, \lambda^{(j)}, \kappa^{(j)}\right)}$$

3. Calculate the effective sample size $\text{ESS}_k = \frac{\left(\sum_{j=1}^S w_{k+1}^{(j)}\right)^2}{\sum_{j=1}^S w_{k+1}^{(j)2}}$.
4. If $\text{ESS}_k < bS$,
 - (a) Re-weight the particles $\left(\phi_{1:(k+1)}^{(1)}, \lambda^{(1)}, \kappa^{(1)}\right), \dots, \left(\phi_{1:(k+1)}^{(S)}, \lambda^{(S)}, \kappa^{(S)}\right)$ in proportion to the weights $w_{k+1}^{(1)}, \dots, w_{k+1}^{(S)}$.
 - (b) Set $w_{k+1}^{(j)} = 1$ for $j = 1, 2, \dots, S$.
 - (c) Update $\left(\phi_{1:(k+1)}^{(j)}, \lambda^{(j)}, \kappa^{(j)}\right)$ using m MCMC iterations with stationary distribution $\pi_{k+1}\left(\phi_{1:(k+1)}, \lambda, \kappa \mid y\right)$ for $j = 1, \dots, S$.

Algorithm 1: The adaptive truncation algorithm

discrepancy should be positive with $D(\psi_{k+1}) = 0$ if π_k and π_{k+1} are the same and increasing as π_k and π_{k+1} become increasingly different. Specific examples of such discrepancies will be discussed at the end of this section. I define the stopping point R to be the smallest T for which

$$D(\psi_{k+1}) < \delta \text{ for } k = T - m + 1, \dots, T \quad (7)$$

where δ and m are chosen by the user. The parameter δ is positive and taken to be small (and whose value is considered in section 5) and m is usually fairly small (the choice $m = 3$ worked well in the examples). This makes operational the idea of the sequence posteriors “settling down”. It seems sensible to as-

sume that this “settling down” indicates that $\pi_R(\cdot|y)$ is close to the posterior distribution for the infinite dimensional model.

One useful measure of the discrepancy between these two distributions available from the SMC sampler is the effective sample size (ESS) (Liu, 2001), which is further investigated in this paper. This is defined as

$$\text{ESS}_{k+1} = \frac{\left(\sum_{j=1}^S w_{k+1}^{(j)}\right)^2}{\sum_{j=1}^S \left(w_{k+1}^{(j)}\right)^2}.$$

It can be interpreted as the number of independent samples needed to produce a Monte Carlo estimate with the same accuracy as the approximation in (6). A larger value of ESS_k indicates a lower discrepancy with $\text{ESS}_k = S$ if the two distributions are the same. The measure of discrepancy in (7) is defined, in this case, to be $D(\psi_{k+1}) = |\text{ESS}_{k+1} - \text{ESS}_k|$ and we define $\delta = \epsilon S$ for a small value of ϵ . The use of ESS as an algorithmic indicator is discussed in Chopin (2002) who suggests an alternative form of ESS for SMC algorithms with MCMC steps. Usefully, this measure relates to the sequence of posteriors of all parameters $\phi_{1:k}$, λ and κ rather than just the truncated parameter $\phi_{1:k}$ and so effective inference (without large truncation error) can be made over hyperparameters as well as the nonparametric component of the model.

Alternative measures of discrepancy could be defined by looking at specific summaries of the posterior distribution. For example, the predictive distribution of y_{n+1} at a specific point y^* . Suppose that $p_k(\cdot)$ is the predictive distribution of y_{n+1} calculated using ψ_k then a suitable discrepancy would be $D(\psi_{k+1}) = |p_{k+1}(y^*) - p_k(y^*)|$. This idea could be extended to other summaries such as posterior means or variance or to weighted sums of many absolute differences between summaries.

It is important to note that this method uses the samples from $\pi_k(\cdot|y)$ to estimate the differences between the consecutive distributions. This will work well if the samples are representative but may lead an inappropriately small value of R if the samples are not representative. The representativeness of the sample depends on a sufficiently long run of the MCMC sampler for π_1 and avoidance of very small ESS for successive steps of the algorithm. The representativeness of the sample from $\pi_1(\cdot|y)$ can be checked using standard methods for MCMC samplers and the ESS will not become very small if the number of atoms in the initial truncation are chosen to be sufficiently large.

,

4 Adaptive truncation algorithms for mixture models with some specific priors

This section describes adaptive truncation methods for mixture models in (5) with specific forms of nonparametric prior. MCMC methods typically introduce latent allocation variables s_1, \dots, s_n and re-express the model as

$$y_i | s_i \stackrel{ind}{\sim} k_{s_i}(y_i | \phi, \lambda), \quad p(s_i = j) = p_j(\phi) \quad i = 1, \dots, n, \quad j = 1, 2, \dots$$

This approach will be used in the MCMC samplers described in this section.

4.1 SB priors

4.1.1 RSB truncation

The adaptive truncation algorithm can be used with the RSB truncation of the SB prior by first choosing an initial truncation with N_1 atoms, *i.e.* $F_{N_1}^{RSB}$. This leads to an initial set of parameters $\phi_1 = (V_1, \dots, V_{N_1}, \theta_1, \dots, \theta_{N_1})$. The k -th truncated prior in the algorithm is $F_{N_k}^{RSB}$ in (4) where $N_k = N_1 + k - 1$. The extra parameters introduced in the k -th truncation are $\phi_k = (V_{N_k}, \theta_{N_k})$ for $k > 1$ and their prior distribution is

$$\pi_k(\phi_k | \phi_{1:(k-1)}, \kappa) = \text{Be}(V_{N_k} | a_{N_k}, b_{N_k}) h(\theta_{N_k} | \psi)$$

where $\kappa = (a, b, \psi)$. The adaptive truncation algorithm in Algorithm 1 can now be run. The MCMC sampler for the k -th truncation introduces the latent variables s_1, \dots, s_n described at the start of this section which leads to a joint prior distribution of s given by

$$p(s|V) = \prod_{i=1}^n \frac{p_{s_i}}{1 - \prod_{j=1}^{N_k} (1 - V_j)}.$$

The normalization constant in the denominator leads to non-standard full conditional distribution for V_1, \dots, V_{N_k} . The identity $\sum_{i=0}^{\infty} d^i = \frac{1}{1-d}$ if $d < 1$ leads to a representation of the prior, which introduces latent variables z_1, \dots, z_n , and has density

$$p(s, z|V) = \prod_{i=1}^n p_{s_i} \left(\prod_{j=1}^{N_k} (1 - V_j) \right)^{z_i}$$

where $z_i \geq 0$ for $i = 1, \dots, n$ (see *e.g.* Antoniano-Villalobos and Walker, 2012). It follows that $\sum p(s, z) = p(s)$ where the sum is taken over all possible values

of z . The augmented posterior $\pi_k(\phi_k, \lambda, \kappa, s, z|y)$ has full conditional distributions of standard form which allows a Gibbs sampler to be run. The steps of the MCMC algorithm for $\pi_k(\phi_{1:k}, \lambda, \kappa, s, z|y)$ are as follows.

Updating s

The full conditional distribution of s_i is

$$p(s_i = j) \propto p_j k_j(y_i|\theta), \quad j = 1, 2, \dots, N_k.$$

Updating z

The full conditional density of z_i is proportional to

$$\left(\prod_{j=1}^{N_k} (1 - V_j) \right)^{z_i}, \quad z_i = 0, 1, 2, \dots$$

which is a geometric distribution with success probability $1 - \prod_{j=1}^{N_k} (1 - V_j)$.

Updating V

The full conditional distribution of V_j is $\text{Be}(a_j^*, b_j^*)$ where $a_j^* = a_j + \sum_{i=1}^n \mathbf{I}(s_i = j)$, and $b_j^* = b_j + \sum_{i=1}^n \mathbf{I}(s_i > j) + \sum_{i=1}^n z_i$ for $j = 1, 2, \dots, N_k$.

Updating θ

The full conditional density of θ_j is proportional to

$$h(\theta_j|\psi) \prod_{\{i|s_i=j\}} k_j(y_i|\theta).$$

4.1.2 SB truncation

In a similar way to the the RSB truncation of the SB prior, an initial truncation of the infinite sum with N_1 atoms is chosen, *i.e.* $F_{N_1}^{SB}$, which has initial parameters $\phi_1 = (V_1, \dots, V_{N_1-1}, \theta_1, \dots, \theta_{N_1})$. The k -th truncated prior is $F_{N_k}^{SB}$ in (3) where, again, $N_k = N_1 + k - 1$. The extra parameters introduced in the k -th truncation are $\phi_k = (V_{N_k-1}, \theta_{N_k})$ for $k > 1$ and their prior distribution is

$$\pi_k(\phi_k | \phi_{1:(k-1)}, \kappa) = \text{Be}(V_{N_k-1} | a_{N_k-1}, b_{N_k-1}) h(\theta_{N_k} | \psi)$$

where $\kappa = (a, b, \psi)$. The MCMC sampler for the k -th truncation is the same as the one described in the previous subsection with the exception that the full conditional distribution of V_j is $\text{Be}(a_j^*, b_j^*)$ where $a_j^* = a_j + \sum_{i=1}^n \mathbf{I}(s_i = j)$ and $b_j^* = b_j + \sum_{i=1}^n \mathbf{I}(s_i > j)$ for $j = 1, 2, \dots, N_k - 1$. This leads to a Gibbs sampler which has the exact form of the blocked Gibbs sampler Ishwaran and James (2001) for a truncation value N_k .

4.2 Lévy process-based models

4.2.1 CPP truncation

In the CPP truncation, a sequence of truncation points L_1, L_2, \dots is selected. There are many ways to choose these points. For example, an increment size ξ could be chosen and the sequence generated using $L_k = L_{k-1} \exp\{-\xi\} = L_1 \exp\{-(k-1)\xi\}$. Alternatively, a sequence which satisfies $\zeta(L_k) = \zeta(L_{k-1}) + 1$ would imply that, on average, one atom is added to the truncation at each iteration. The initial truncation is then $F_{L_1}^{CPP}$ which has initial parameters $\phi_1 = (J_1, \dots, J_{K_{L_1}}, \theta_1, \dots, \theta_{K_{L_1}})$. The k -th truncated prior is $F_{L_k}^{CPP}$ in (2) and so the extra parameters introduced in the k -th truncation are

$$\phi_k = (J_{K_{L_{k-1}}+1}, \dots, J_{K_{L_k}}, \theta_{K_{L_{k-1}}+1}, \dots, \theta_{K_{L_k}})$$

which are the jumps whose jump size is between L_{k-1} and L_k . The distribution of ϕ_k conditional on $\phi_{1:(k-1)}$ and κ under π_k is a marked Poisson process with intensity $\eta(x) \exp\{-vx\}$ on (L_k, L_{k-1}) (for the jumps J_j) and mark distribution H (for the locations θ_j). The MCMC samplers uses a similar approach to the slice sampler of Griffin and Walker (2010) by introducing allocation variables s_1, \dots, s_n and a latent variable v in an augmented prior

$$p(s_1, \dots, s_n, v) = v^{n-1} \prod_{i=1}^n J_{s_i} \exp \left\{ -v \sum_{j=1}^{K_{L_k}} J_j \right\}.$$

This leads to the correct marginal distribution $p(s_1, \dots, s_n) = \prod_{i=1}^n \frac{J_{s_i}}{\sum_{j=1}^{K_{L_k}} J_j}$. The steps of the MCMC algorithm for $\pi_k(\phi_k, \lambda, \kappa, s, v | y)$ are as follows.

Updating J and θ

The parameters J and θ are divided into two parts: the jumps to which observations have been allocated which will be denoted J^* and θ^* and the jumps to which no observation has been allocated J^\dagger and θ^\dagger . The full conditional density of J_j^* is proportional to

$$\eta(J_j^*) J_j^{*m_j} \exp\{-vJ_j^*\}, \quad J_j^* > L_k$$

where m_l is the number of observations allocated to the l -th jump and the full conditional density of θ_j^* is proportional to

$$h(\theta_j^*) \prod_{\{i|s_i=j\}} k_j(y_i | \theta_j^*).$$

The full conditional of J^\dagger is a marked Poisson process with intensity $\exp\{-vx\}\nu(x)$ on (L_k, ∞) and mark distribution H . The sampled values are then $J = (J^*, J^\dagger)$ and $\theta = (\theta^*, \theta^\dagger)$.

Updating s

The full conditional distribution of s_i is

$$p(s_i = j) \propto J_j k_j(y_i|\theta), \quad j = 1, 2, \dots, K_{L_k}.$$

Updating v

The full conditional distribution of v is $\text{Ga}\left(n, \sum_{j=1}^{L_k} J_j\right)$.

5 Examples

5.1 Mixture models

The Dirichlet process mixture model (Lo, 1984) is the most widely used Bayesian nonparametric model with many MCMC algorithms having been proposed (see MacEachern, 1998; Griffin and Holmes, 2010, for reviews). Therefore, these models represent a natural benchmark for new computational methods for Bayesian nonparametric inference. The adaptive truncation algorithm is not expected to outperform current MCMC methods for these models (in fact, its main purpose is to define a generic method for inference in non-standard nonparametric models) but it is useful to look at its performance in this standard model. The infinite mixture models considered in this subsection used $k_j(y_i|\phi) = \text{N}(y_i|\mu_j, \sigma_j^2)$ where $\text{N}(x|\mu, \sigma^2)$ represents the density of a normally distributed random variable with mean μ and variance σ^2 . Initially, a Dirichlet process with mass parameter M and centring measure H with density $h(\mu, \sigma^{-2}) = \text{N}(\mu|\mu_0, \sigma^2) \text{Ga}(\sigma^{-2}|\alpha, \beta)$ was considered for the nonparametric prior. The mixture models were applied to the galaxy data, which was first introduced into the Bayesian nonparametric literature by Escobar and West (1995). The observations were divided by 10 000. The hyperparameters were chosen to be $\mu_0 = \bar{y}$, $\sigma^2 = 10$, $\alpha = 3$ and $\beta = 0.1(\alpha - 1)\hat{\sigma}^2$ where \bar{y} and $\hat{\sigma}^2$ are the sample mean and the sample variance of the observations, which were chosen for the purposes of illustration.

Initially, the problem of density estimation with $M = 1$ was considered. The results of 20 different runs of the adaptive truncation algorithm using the

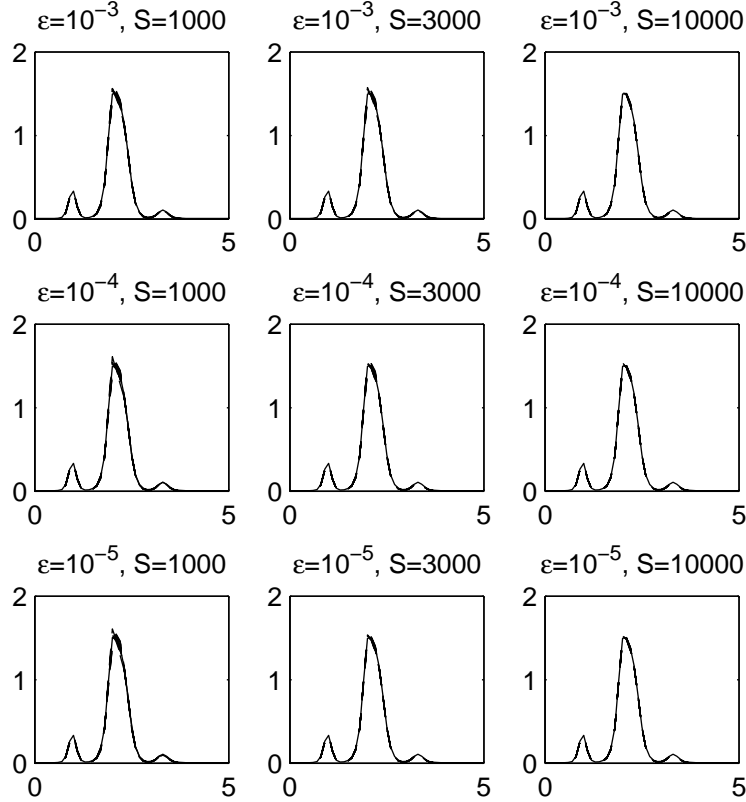


Figure 1: The posterior mean density from 20 different runs of the adaptive truncation algorithm with RSB truncation of a Dirichlet process with $M = 1$ using $m = 3$, and different values of S and ϵ for the galaxy data.

RSB truncation with $m = 3$, different numbers of particles S and different values of ϵ are shown in Figure 1. The approximations of the posterior mean density improved as S increases with smaller variability in the estimates but the effect of ϵ seemed negligible. These patterns were confirmed by calculating the mean integrated squared error (MISE) which measures the discrepancy between the approximations from the adaptive truncation algorithm and the infinite-dimensional posterior for different combinations of S and ϵ . The MISE is defined for fixed S and ϵ as

$$\text{MISE} = \frac{1}{B} \sum_{i=1}^B \int \left(f^{(i)}(x) - f^{GS}(x) \right)^2 dx$$

where B is the number of runs of the algorithm, $f^{(i)}(x)$ is the posterior mean

density calculated using the output from the i -th run of the algorithm and $f^{GS}(x)$ is a “gold-standard” estimate from the infinite dimensional posterior. The MISE will be small if the density from the infinite-dimensional posterior is well approximated across all runs of the algorithm. The slice sampler of Kalli

	$S = 1000$	$S = 3000$	$S = 10000$
$\epsilon = 10^{-3}$	3.32×10^{-4}	2.47×10^{-4}	1.10×10^{-4}
$\epsilon = 10^{-4}$	3.83×10^{-4}	2.48×10^{-4}	1.37×10^{-4}
$\epsilon = 10^{-5}$	4.17×10^{-4}	1.62×10^{-4}	1.22×10^{-4}
$\epsilon = 10^{-6}$	3.97×10^{-4}	2.20×10^{-4}	1.10×10^{-4}

Table 1: The mean integrated squared error (MISE) over 20 runs of the adaptive truncation algorithm with RSB truncation of a Dirichlet process with $M = 1$ using $m = 3$, and different values of S and ϵ for the galaxy data.

et al. (2011) was run with a burn-in of 50 000 iterations with a subsequent run length of 5 000 000 iterations as the gold-standard estimate. The results for the MISE with different values of S and ϵ are shown in Table 1. There were only small differences between the results with different values of ϵ for fixed values of S but the approximations improved as S increased for fixed ϵ (as we would expect).

A more challenging problem is inference about the hyperparameter M of the Dirichlet process. Many truncation results previously developed in the literature assume a fixed value of M and so do not easily generalize to this more complicated inference problem. The adaptive truncation algorithm with RSB truncation was run using 10 000 particles, $m = 3$, and different values of ϵ . The hyperparameter M was given an exponential prior with mean 1. Some results for posterior inference about M , the stopping time R and the computational time are given in Table 2. The “MCMC” results were calculated using the slice sampling algorithm described in Kalli et al. (2011) which was run for the same number of iterations as the GS approximation used to calculate MISE. The slice sampler generates samples from the infinite-dimensional prior and so allowed quantification of the truncation error for different values of ϵ . The adaptive truncation algorithm gave estimates of $E[M|y]$ which are very similar to those from the infinite dimensional posterior for all values of ϵ . Table 2 also shows the results using the FK truncation with 10 000 particles. These typically had a larger error (although, the error was still not particularly large). As we would expected the stopping time increases on average with T for both the RSB and

	RSB			FK		
	E[$M y$]	R	Time	E[$M y$]	R	Time
MCMC	0.850			0.850		
$\epsilon = 10^{-3}$	0.846 (0.024)	21.6 (2.9)	11.6	0.874 (0.014)	15.8 (0.5)	7.4
$\epsilon = 10^{-4}$	0.840 (0.020)	27.1 (3.0)	11.9	0.877 (0.020)	17.6 (0.8)	8
$\epsilon = 10^{-5}$	0.848 (0.024)	35.4 (3.5)	11.8	0.878(0.022)	19.8 (0.4)	8.8
$\epsilon = 10^{-6}$	0.842 (0.025)	43.9 (4.4)	11.6	0.863 (0.032)	22.0 (0.7)	9.7

Table 2: Summaries of the estimated posterior mean of M and the stopping time R of the algorithm and computational time in minutes over 20 runs of the adaptive truncation algorithm with RSB truncation and FK truncation of a Dirichlet process. The parameter M is assumed unknown and the algorithmic parameters were $m = 3$, $S = 10\,000$ and different values of ϵ for the galaxy data. The reported values are averaged over the 20 runs with sample standard deviations shown in brackets.

FK truncations. This leads to clearly increasing running times for the FK truncation but the effect is not clear with the RSB truncation where running times are very similar. This is due to the structure of the algorithm where computational effort is divided between running the MCMC sampler for $\pi_1(\cdot|y)$ and sequentially proposing from the transition density $\pi_{k+1}(\phi_{k+1}|\phi_{1:k}, \kappa)$. Difference in the stopping time need not have a large effect on overall computational time if the transition density can be sampled quickly relative to the MCMC sampler. The results are consistent with this observation. The transitions in the RSB truncation involves sampling a single beta random variables whereas the transition in the FK truncation involves a numerical inversion to find the next value in the Ferguson-Klass representation. The level of truncation error suggests that the RSB truncation should be preferred to the FK truncation in this problem.

The Dirichlet process has weights which decay exponentially in the SB representation. Other specifications of the nonparametric prior lead to a slower decay of the weights. One such prior is the Poisson-Dirichlet process (Pitman and Yor, 1997). The rate of decay of the weights decreases as a increases and large a is associated with very slow decay of weights. This is an important test case for truncation methods since the slow decay of the weights can lead to large truncation errors unless many atoms are included in the approximation. The adaptive truncation algorithm was tested on the infinite mixture model described at the start of section where the Poisson-Dirichlet process was used

as the nonparametric prior. The parameters of the process were considered unknown. The parameter a was given a uniform prior on $(0, 1)$ and M was given an exponential prior with mean 1. Some results from the adaptive truncation

	$E[a y]$	$E[M y]$	R	Time
MCMC	0.193	0.591		
$\epsilon = 10^{-3}$	0.219 (0.004)	0.569 (0.011)	62.2 (7.3)	66
$\epsilon = 10^{-4}$	0.203 (0.003)	0.574 (0.012)	154.8 (16.3)	85
$\epsilon = 10^{-5}$	0.198 (0.004)	0.577 (0.017)	475.6 (73.9)	106
$\epsilon = 10^{-6}$	0.196 (0.002)	0.573 (0.017)	1603.3 (319.7)	124

Table 3: Summaries of the estimated posterior mean of a and M , the stopping time R of the algorithm and computational time in minutes over 20 runs of the adaptive truncation algorithm with RSB truncation of a Poisson-Dirichlet process. The parameters a and M were assumed unknown and the algorithmic parameters were $m = 3$, $S = 10\,000$ and different values of ϵ for the galaxy data. The reported values are averaged over the 20 runs with sample standard deviations shown in brackets.

algorithm with RSB truncation run with $m = 3$ and 10 000 particles are given in Table 3. The ‘‘MCMC’’ results were calculated using the method described for the Dirichlet process mixture model. In this case, the value of ϵ had some impact on the quality of approximation. The truncation error in estimating the posterior mean of a and M decreased as ϵ decreased as we would expect. The estimates with $\epsilon = 10^{-3}$ are close to the MCMC results and become very close for $\epsilon = 10^{-5}$ and $\epsilon = 10^{-6}$ illustrating that the adaptive truncation algorithm can work well in this challenging example. The price to be paid for the increased accuracy is typically larger stopping times which increases from 62.2 for $\epsilon = 10^{-3}$ to 1603.3 for $\epsilon = 10^{-6}$ and much longer computational times.

5.2 A semiparametric linear mixed model

Linear mixed models are a popular way to model the heterogeneity of subjects with repeated measurements. It is assumed that responses y_{i1}, \dots, y_{iT} are observed for the i -th subject with $(1 \times p)$ -dimensional vectors of regressors X_{i1}, \dots, X_{iT} and $(1 \times q)$ -dimensional vectors of regressors Z_{i1}, \dots, Z_{iT} . The vectors X_{it} and Z_{it} may have some elements in common. The usual linear mixed effects model assumes that

$$y_{it} = X_{it}\beta + Z_{it}\gamma_i + \epsilon_{it}, \quad i = 1, \dots, n, \quad t = 1, \dots, T \quad (8)$$

where β is a $(p \times 1)$ -dimensional vector of fixed effects and γ_i is $(q \times 1)$ -dimensional vector of random effects for the i -th subject. The model is usually made identifiable by assuming that $E[\gamma_i] = 0$ and $E[\epsilon_{it}] = 0$, which implies that $E[y_{it}|X_{it}, Z_{it}] = X_{it}\beta$ and allows the regression effects β to be interpreted in the same way as in a linear regression model. Often parametric distributions are chosen for the errors and the random effects with $\epsilon_{it} \sim N(0, \sigma^2)$ and $\gamma_i \sim N(0, \Sigma_\gamma)$ being standard choices. However, in general, little is often known *a priori* about the distribution of the errors or the random effects and many authors have argued for a nonparametric approach.

Bayesian nonparametric inference in linear mixed models was initially considered by Bush and MacEachern (1996) and Kleinman and Ibrahim (1998) and subsequently developed by Ishwaran and Takahara (2002). These models assume that γ_i is given a Dirichlet process mixture prior but use a parametric distribution for the errors. The mean of a Dirichlet process is a random variable and so the condition that $E[\gamma_i] = 0$ is not imposed on the model. Typically, an alternative model is used where

$$y_{it} = X_{it}^* \beta^* + Z_{it} \gamma_i^* + \epsilon_{it}, \quad i = 1, \dots, n, \quad t = 1, \dots, T \quad (9)$$

and it is assumed that all elements of Z_{it} appear in X_{it} and that X_{it}^* is defined to be a design matrix containing the elements of X_{it} not shared with Z_{it} . This removes the need for the identifiability constraint on the random effect since (8) implies that $E[\gamma_i^*]$ can be non-zero. Li et al. (2011) discuss using post-processing of MCMC samples from (9) to make inference about the parameters in (8).

An alternative approach to inference in linear mixed models directly imposes location constraints on the nonparametric prior. Kottas and Gelfand (2001) and Hanson and Johnson (2002) constructed error distribution with median zero using mixtures of uniforms and Pólya tree priors respectively. Tokdar (2006) constructed nonparametric priors whose realizations are zero mean distributions using the symmetrized Dirichlet process. I considered imposing constraints on the nonparametric priors for ϵ_{it} and γ_i so that $E[\epsilon_{it}] = 0$ and $E[\gamma_i] = 0$ using the method of Yang et al. (2010). They assumed that $\epsilon_{it} = \tilde{\epsilon}_{it} - E[\tilde{\epsilon}_{it}]$ and $\gamma_i = \tilde{\gamma}_i - E[\tilde{\gamma}_i]$ where $\tilde{\epsilon}_{it}$ and $\tilde{\gamma}_i$ are given nonparametric priors without a mean constraint.

I assumed that $q = 1$ and used versions of the CCV model (Griffin, 2010) as the nonparametric priors,

$$p(\tilde{\epsilon}_{it}) = \sum_{j=1}^{\infty} p_j^\epsilon N(\tilde{\epsilon}_{it} | \mu_j^\epsilon, a_\epsilon \sigma_\epsilon^2) \quad \text{and} \quad p(\tilde{\gamma}_i) = \sum_{j=1}^{\infty} p_j^\gamma N(\tilde{\gamma}_i | \mu_j^\gamma, a_\gamma \sigma_\gamma^2)$$

where the Dirichlet process prior for $(p_1^\epsilon, \mu_1^\epsilon), (p_2^\epsilon, \mu_2^\epsilon), \dots$ has mass parameter M_ϵ and centring measure $N(0, (1 - a_\epsilon)\sigma_\epsilon^2)$. Similarly, the Dirichlet process prior for $(p_1^\gamma, \mu_1^\gamma)$ has mass parameter M_γ and centring measure $N(0, (1 - a_\gamma)\sigma_\gamma^2)$. This allows σ_ϵ and σ_γ to be interpreted as scale of ϵ_{it} and γ_i respectively. The parameters a_ϵ and a_γ are smoothness parameters with smaller values of indicating a rough density with potentially more modes. Yang et al. (2010) used a truncated version of the Dirichlet process prior to fit these types of models but do not develop any specific theory for choosing the number of atoms. I will consider using the adaptive truncation algorithm with RSB truncation to avoid choosing this value before running any algorithms. Details of the algorithm are given in Appendix A.1.

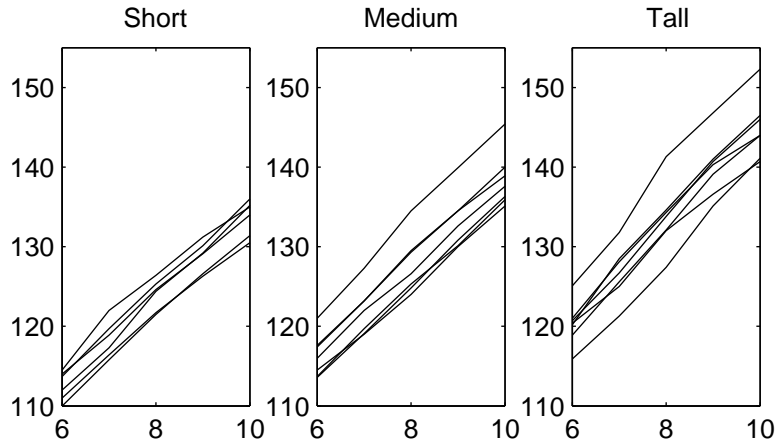


Figure 2: The observed growth curves in the three groups in the schoolgirl data.

The method will be illustrated on the “schoolgirl” data set taken from the “DPpackage” in R. The data are the heights of 20 children measured at ages from 6 to 10 inclusive and the height of their mothers which were divided into three groups (short, medium or tall). The data are shown in Figure 2. The groups were included using dummy variables and age was included as a regressor. The intercept for each schoolgirl was assumed to be a random effect. This leads to $n = 20$, $T = 5$, $p = 4$ and $q = 1$ with $Z_{it1} = 1$ for all i and t . The nonparametric model was fitted to the data with the following hyperpriors: $a_\epsilon \sim \text{Be}(1, 19)$, $\sigma_\epsilon^2 \sim \text{FT}(1, 0.01)$, $M_\epsilon \sim \text{Ga}(1, 1)$, $a_\gamma \sim \text{Be}(1, 19)$, $\sigma_\gamma^2 \sim \text{FT}(1, 1)$ and $M_\gamma \sim \text{Ga}(1, 1)$, $\beta \sim N(0, 10^6 I_4)$. The notation $\text{FT}(\nu, A)$ denotes the folded

t -distribution which has the density

$$p(x) = \left(1 + \frac{x}{A}\right)^{-(\nu+1)/2}, \quad x > 0.$$

This is a heavy-tailed distribution which was proposed by Gelman (2006) for variance parameters in hierarchical models. The adaptive truncation algorithm was run with 10 000 particles, $\epsilon = 10^{-5}$ and $m = 3$. The initial MCMC run to simulate values from $\pi_1(\phi_1, \lambda, \kappa|y)$ used a burn-in period of 5 000 iteration with a thinning of every fifth value. The densities of the observational error, f_ϵ ,

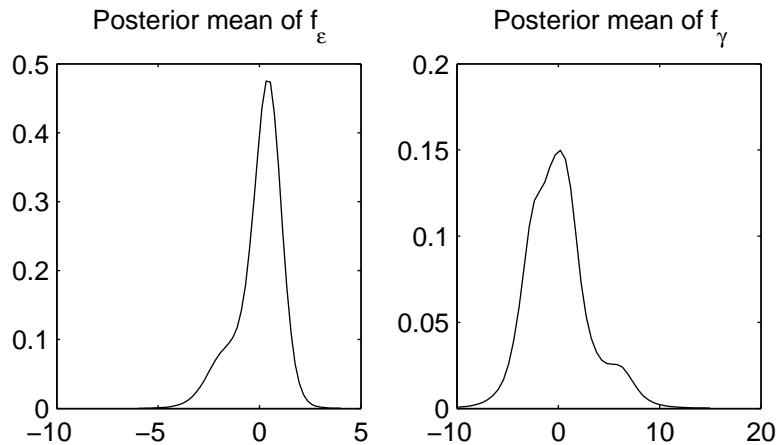


Figure 3: The posterior mean of the density of the observation error, f_ϵ , and the random effect, f_γ with the schoolgirl data.

and the random effect, f_γ , were summarized by their posterior means which are shown in Figure 3. In both cases, the densities clearly deviated from normality. The posterior mean of f_ϵ had a clear negative skewness and the posterior mean of f_γ had a positive skewness. The posterior densities of the group means are illustrated in Figure 4. These show some evidence of differences between the group means with the largest differences between the tall group and the other two groups with a much less marked difference between the small and medium group means.

5.3 A nonparametric time series model

Antoniano-Villalobos and Walker (2012) described a method for Bayesian non-parametric inference in stationary time series models. Suppose that z_1, \dots, z_T

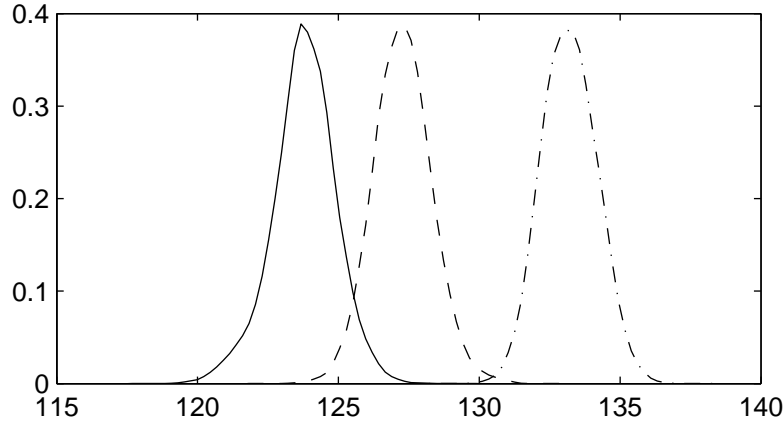


Figure 4: The posterior densities of the group means for: the short group (solid line), medium group (dashed line) and the tall group (dot-dashed line) with the schoolgirl data.

are a stationary time series, their model assumes that the transition probability is

$$p(z_t|z_{t-1}) = \frac{\sum_{j=1}^{\infty} p_j \mathcal{N} \left(\begin{pmatrix} z_{t-1} \\ z_t \end{pmatrix} \middle| \begin{pmatrix} \mu_j \\ \mu_j \end{pmatrix}, \sigma_i^2 \begin{pmatrix} 1 & \rho_i \\ \rho_i & 1 \end{pmatrix} \right)}{\sum_{j=1}^{\infty} p_j \mathcal{N}(z_{t-1}|\mu_j, \sigma_j^2)}$$

and that the distribution of the initial value is

$$p(z_1) = \sum_{j=1}^{\infty} p_j \mathcal{N}(z_1|\mu_j, \sigma_j^2).$$

The stationary distribution is $\sum_{j=1}^{\infty} p_j \mathcal{N}(z_t|\mu_j, \sigma_j^2)$ and the nonparametric specification of the transition density allows dependence to be flexibly modelled. Bayesian nonparametric inference in this model involves placing a prior on $G_z = \sum_{j=1}^{\infty} p_j \delta_{\mu_j, \sigma_j, \rho_j}$ and Antoniano-Villalobos and Walker (2012) show that the prior has large support if G_z is given a Dirichlet process prior.

In practice, many observed data series are non-stationary. A simple model for a non-stationary time series y_1, \dots, y_T has the form

$$y_t = \alpha_t + \epsilon_t, \quad t = 1, \dots, T$$

where α_t is a random walk component and ϵ_t is a stationary process component. A flexible specification of this model would assume that α_t follows a random walk whose increments are drawn from a unknown distribution and ϵ_t follows

the nonparametric model of Antoniano-Villalobos and Walker (2012). The process for α_t is

$$\alpha_t = \alpha_{t-1} + \nu_t, \quad p(\nu_t) = \sum_{j=1}^{\infty} p_j^\alpha \text{N}(\nu_t | \mu_j^\alpha, a_\alpha \sigma_\alpha^2)$$

where $(p_j^\alpha, \mu_j^\alpha)$ are given a Dirichlet process prior with mass parameter M_α and centring measure $\text{N}(0, (1 - a_\alpha)\sigma_\alpha^2)$. The stationary process ϵ_t is given a variation on the nonparametric prior described by Antoniano-Villalobos and Walker (2012) which assumes that $\epsilon_t = \tilde{\epsilon}_t - \text{E}[\tilde{\epsilon}_t]$, $\sigma_\epsilon^2 = a_\epsilon \sigma_\epsilon^2$ and $G_\epsilon \sim \text{DP}(M_\epsilon H_\epsilon)$ where H_ϵ is a zero-mean normal distribution with variance $(1 - a_\epsilon)\sigma_\epsilon^2$. This ensures that the stationary distribution of ϵ_t has zero expectation. Details of the algorithm are given in Appendix A.2.

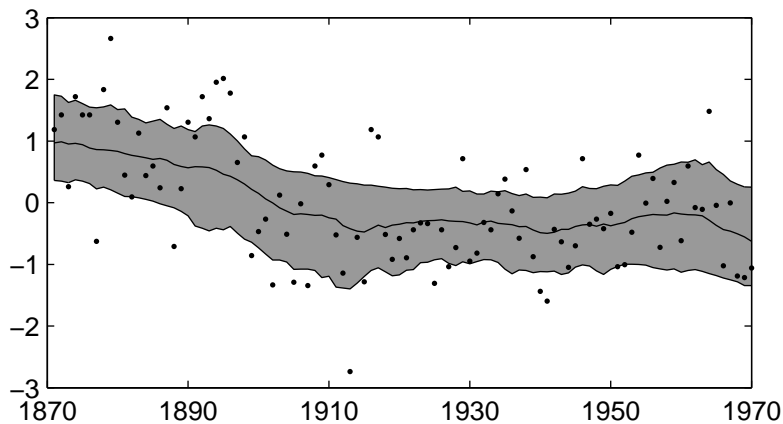


Figure 5: The data and the posterior median of α_t (solid line) with point-wise 95% credible interval for the Nile flow data.

As an illustration, the model was applied to measurements of the annual flow of the Nile at Ashwan from 1871 to 1970, which is available from the “datasets” package in R. The data were standardized by subtracting the mean and dividing by the standard deviation and are plotted in Figure 5. The graph shows clear evidence of non-stationary with a higher average level of flow in the initial years of the sample. The nonparametric model was fitted to the data with the following hyperpriors: $a_\alpha \sim \text{Be}(1, 19)$, $\sigma_\alpha^2 \sim \text{FT}(1, 0.01)$, $M_\alpha \sim \text{Ga}(1, 1)$, $a_\epsilon \sim \text{Be}(1, 19)$, $\sigma_\epsilon^2 \sim \text{FT}(1, 1)$, $M_\epsilon \sim \text{Ga}(1, 1)$ and $\alpha_1 \sim \text{N}(0, 1)$. The values of σ_α^2 and σ_ϵ^2 were centred over values which allow all the variation in the data to be explained by one of the components, which represents a conservative choice.

The adaptive truncation algorithm with RSB truncation was run using 10 000 particles, $\epsilon = 10^{-5}$ and $m = 3$. The initial MCMC run to simulate values from $\pi_1(\phi_1, \lambda, \kappa|y)$ used a burn-in period of 10 000 with a thinning of every fifth value. The posterior mean of the trend α_t is plotted in Figure 5. This clearly shows that the average flow of the Nile fell over the initial period of the data. The posterior mean stationary density of ϵ_t and the posterior mean density of

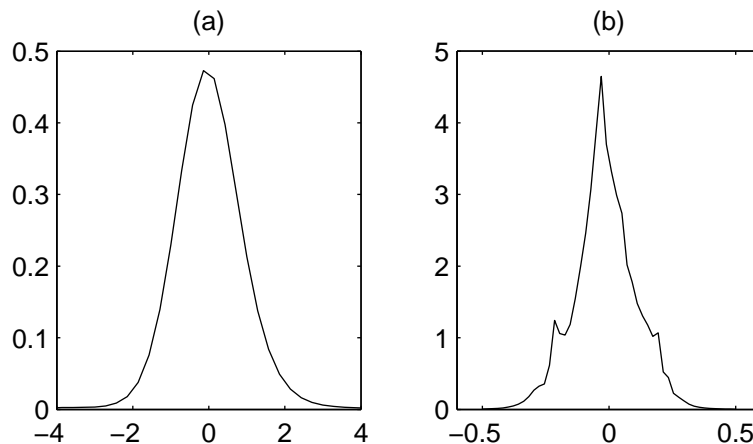


Figure 6: The posterior mean density of: (a) ν_t and (b) ϵ_t for the Nile flow data.

ν_t are shown in Figure 6. The posterior mean stationary density of ϵ_t had a slight positive skew and the posterior mean density of ν_t is heavy tailed with a pronounced spike at the mode.

The transition density of the stationary component ϵ_t is shown in Figure 7. There was clear evidence of a departure from the assumptions of an AR(1) process (which would be represented by diagonal bands with the same colour). The transition density was negatively skewed for values of ϵ_{t-1} less than 0 whereas the density was roughly symmetric for ϵ_t greater than 0. The conditional mean of ϵ_t increased more quickly with ϵ_{t-1} for positive ϵ_{t-1} compared to negative ϵ_{t-1} .

6 Discussion

This paper describes a method for adaptively choosing the truncation point for posterior inference in nonparametric models. Application to the infinite mixture models showed that these methods can be effective for both density

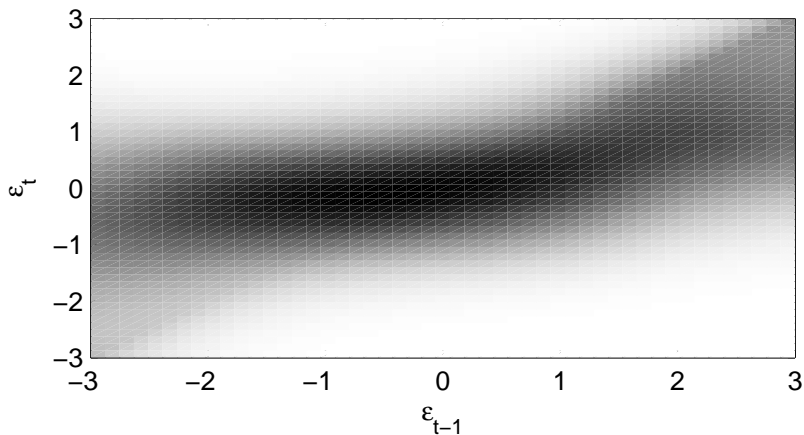


Figure 7: A heat map of the posterior mean transition density of the stationary component ϵ_t for the Nile flow data. Darker colours represent higher density values.

estimation and inference about hyperparameters of the nonparametric prior. The adaptive truncation method can be easily applied to non-standard mixture models, such as those fitted in Sections 5.2 and 5.3, which cannot be fitted with the infinite-dimensional prior using MCMC methods

The methods developed in this article have relatively simple proposals in the SMC steps and only update global parameters if Step 4 occurs. This works well in the examples considered here but the current method has potential for further development which may be particularly important for problems where the nonparametric prior is defined on a high-dimensional space. These include variation on the general proposal mechanisms described by Del Moral et al. (2006) and the generic SMC² method (Chopin et al., 2013) which allow generalization of type of SMC methods (with MCMC steps) used in the adaptive truncation algorithm.

This paper has concentrated on inference in mixture models with nonparametric priors which is the most popular class of models in Bayesian nonparametric modelling. The adaptive truncation method is generic and can be applied to a much wider class of models. One increasingly important class of models are latent variable models with an infinite number of latent variables or processes. Examples include infinite factor models (Bhattacharya and Dunson, 2011), infinite aggregation models (Kalli and Griffin, 2014), and linear models with Lévy process priors (Polson and Scott, 2012). Future work will consider

the application of the adaptive truncation algorithm to these models.

References

- Al Labadi, L. and M. Zarepour (2013). On asymptotic properties and almost sure approximation of the normalized inverse-Gaussian process. *Bayesian Analysis* 8, 553–568.
- Al Labadi, L. and M. Zarepour (2014). On simulations from the two-parameter Poisson-Dirichlet process and the normalized inverse-Gaussian process. *Sankhya* 76, 158–176.
- Antoniano-Villalobos, I. and S. G. Walker (2012). A nonparametric model for stationary time series. Technical report, University of Kent.
- Atchadé, Y. F. and J. S. Rosenthal (2005). On adaptive Markov chain Monte Carlo algorithms. *Bernoulli* 11, 815–828.
- Beskos, A., A. Jasra, N. Kantas, and A. Thiery (2014). On the convergence of adaptive smc methods. Technical report.
- Bhattacharya, A. and D. B. Dunson (2011). Sparse Bayesian infinite factor models. *Biometrika* 98, 291–306.
- Bush, C. A. and S. N. MacEachern (1996). A Semiparametric Bayesian Model for Randomised Block Designs. *Biometrika* 83, 275–285.
- Chopin, N. (2002). A sequential particle filter for static models. *Biometrika* 89, 539–551.
- Chopin, N., P. E. Jacob, and Papaspiliopoulos (2013). SMC²: an efficient algorithm for sequential analysis of state space models. *Journal of the Royal Statistical Society, Series B* 75, 397–426.
- Cont, R. and P. Tankov (2008). *Financial modelling with Jumps Processes*. Chapman & Hall / CRC press.
- Del Moral, P., A. Doucet, and A. Jasra (2006). Sequential Monte Carlo samplers. *Journal of the Royal Statistical Society, Series B* 68, 411–436.

- Del Moral, P., A. Doucet, and A. Jasra (2012). An adaptive sequential Monte Carlo method for approximate Bayesian computation. *Statistics and Computing* 22, 1009–1020.
- Doucet, A. and A. M. Johansen (2011). A tutorial on particle filtering and smoothing: Fifteen years later. In D. Crisan and B. Rozovsky (Eds.), *The Oxford Handbook of Nonlinear Filtering*. Oxford University Press.
- Escobar, M. D. and M. West (1995). Bayesian density-estimation and inference using mixtures. *Journal of the American Statistical Association* 90, 577–588.
- Favaro, S., A. Lijoi, and I. Prünster (2012). On the stick-breaking representation of normalized inverse Gaussian priors. *Biometrika* 99, 663–674.
- Favaro, S. and Y. W. Teh (2013). MCMC for normalized random measure mixture models. *Statistical Science* 28, 335–359.
- Favaro, S. and S. G. Walker (2013). Slice sampling σ -stable Poisson-Kingman mixture models. *Journal of Computational and Graphical Statistics* 22, 830–847.
- Ferguson, T. S. (1973). A Bayesian Analysis of Some Nonparametric Problems. *Annals of Statistics* 1, 209–230.
- Ferguson, T. S. and M. J. Klass (1972). A representation of independent increment processes without Gaussian components. *Annals of Mathematical Statistics* 43, 1634–43.
- Gelfand, A. E. and A. Kottas (2002). A Computational Approach for Full Nonparametric Bayesian Inference under Dirichlet Process Mixture Models. *Journal of Computational and Graphical Statistics*, 289–305.
- Gelman, A. (2006). Prior distributions for variance parameters in hierarchical models. *Bayesian Analysis* 1, 515–533.
- Griffin, J. E. (2010). Default priors for density estimation with mixture models. *Bayesian Analysis* 5, 45–64.
- Griffin, J. E. and C. C. Holmes (2010). Computational issues arising in Bayesian nonparametric hierarchical models. In N. L. Hjort, C. C. Holmes, P. Mueller, and S. G. Walker (Eds.), *Bayesian Nonparametrics*, pp. 208–222. Cambridge University Press.

- Griffin, J. E. and S. G. Walker (2010). Posterior Simulation of Normalized Random Measure Mixtures. *Journal of Computational and Graphical Statistics* 20, 241–259.
- Hanson, T. and W. O. Johnson (2002). Modeling regression error with a mixture of Pólya trees. *Journal of the American Statistical Association* 97, 1020–1033.
- Hjort, N. L., C. C. Holmes, P. Mueller, and S. G. Walker (2010). *Bayesian Nonparametrics*. Cambridge University Press.
- Ishwaran, H. and L. James (2001). Gibbs sampling methods for stick-breaking priors. *Journal of the American Statistical Association* 96, 161–73.
- Ishwaran, H. and L. J. James (2002). Approximate Dirichlet Process Computing in Finite Normal Mixtures: Smoothing and Prior Information. *Journal of Computational and Graphical Statistics* 11, 508–532.
- Ishwaran, H. and G. Takahara (2002). Independent and identically distributed Monte Carlo algorithms for semiparametric linear mixed models. *Journal of the American Statistical Association* 97, 1154–1166.
- Ishwaran, H. and M. Zarepour (2000). Markov chain Monte Carlo in approximate Dirichlet and beta two-parameter process hierarchical models. *Biometrika* 87, 371–390.
- Ishwaran, H. and M. Zarepour (2002). Exact and approximate sum representations for the Dirichlet process. *The Canadian Journal of Statistics* 30, 269–283.
- James, L. F., A. Lijoi, and I. Prünster (2009). Posterior analysis for normalized random measures with independent increments. *Scandinavian Journal of Statistics* 36, 76–97.
- Jasra, A., D. A. Stephens, A. Doucet, and T. Tsagaris (2011). Inference for Lévy-driven stochastic volatility models via adaptive sequential Monte Carlo. *Scandinavian Journal of Statistics* 38, 1–22.
- Kalli, M. and J. E. Griffin (2014). Flexible modelling of dependence in volatility processes. *Journal of Business and Economic Statistics*, to appear.
- Kalli, M., J. E. Griffin, and S. G. Walker (2011). Slice sampling mixture models. *Statistics and Computing* 21, 93–105.

- Kitagawa, G. (1996). Monte Carlo filter and smoother for non-Gaussian non-linear state space models. *Journal of Computational and Graphical Statistics* 5, 1–25.
- Kleinman, K. P. and J. G. Ibrahim (1998). A semiparametric Bayesian approach to the random effect model. *Biometrics* 54, 921–938.
- Kottas, A. and A. E. Gelfand (2001). Bayesian semiparametric median regression modeling. *Journal of the American Statistical Association* 96, 1458–1468.
- Li, Y., P. Müller, and X. Lin (2011). Center-adjusted inference for a nonparametric Bayesian random effect distribution. *Statistica Sinica* 21, 1201–1223.
- Lijoi, A., R. Mena, and I. Prünster (2005). Bayesian nonparametric analysis for a generalized Dirichlet process prior. *Statistical Inference for Stochastic Processes* 8, 283–309.
- Lijoi, A., R. H. Mena, and I. Prünster (2005). Hierarchical mixture modeling with normalized inverse-Gaussian priors. *Journal of the American Statistical Association* 100, 1278–1291.
- Lijoi, A., R. H. Mena, and I. Prünster (2007). Controlling the reinforcement in Bayesian non-parametric mixture models. *Journal of the Royal Statistical Society, Series B* 69, 715–740.
- Liu, J. S. (2001). *Monte Carlo Strategies in Scientific Computing*. Springer-Verlag.
- Lo, A. Y. (1984). On a Class of Bayesian Nonparametric Estimates: I. Density Estimates. *Annals of Statistics* 12, 351–357.
- MacEachern, S. N. (1998). Computational Methods for Mixture of Dirichlet Process Models. In D. Dey, P. Mueller, and D. Sinha (Eds.), *Practical Nonparametric and Semiparametric Bayesian Statistics*, pp. 23–44. Springer-Verlag.
- Muliere, P. and L. Tardella (1998). Approximating distributions of random functionals of Ferguson-Dirichlet priors. *The Canadian Journal of Statistics* 26, 283–297.

- Neal, R. M. (2000). Markov chain sampling methods for Dirichlet process mixture models. *Journal of Computational and Graphical Statistics* 9, 249–265.
- Nieto-Barajas, L. E., I. Prünster, and S. G. Walker (2004). Normalized random measures driven by increasing additive processes. *Annals of Statistics* 32, 2343–2360.
- Pitman, J. and M. Yor (1997). The two-parameter Poisson-Dirichlet distribution derived from a stable subordinator. *The Annals of Probability* 25, 855–900.
- Polson, N. G. and J. G. Scott (2012). Local shrinkage rules, Lévy processes, and regularized regression. *Journal of the Royal Statistical Society, Series B* 74, 287–311.
- Regazzini, E., A. Lijoi, and I. Prünster (2003). Distributional results for means of normalized random measures with independent increments. *Annals of Statistics* 31, 560–585.
- Schäfer, C. and N. Chopin (2013). Sequential Monte Carlo on large binary sampling spaces. *Statistics and Computing* 23, 163–184.
- Sethuraman, J. (1994). A constructive definition of Dirichlet priors. *Statistica Sinica* 4(2), 639–650.
- Tokdar, S. (2006). Posterior consistency of Dirichlet location-scale mixture of normals in density estimation and regression. *Sankhya* 68, 90–110.
- Walker, S. G. (2007). Sampling the Dirichlet mixture model with slices. *Communications in Statistics: Simulation and Computation* 36, 45–54.
- Yang, M., D. B. Dunson, and D. Baird (2010). Semiparametric Bayes hierarchical models with mean and variance constraints. *Computational Statistics and Data Analysis* 54, 2172–2186.

A Samplers

A.1 A semiparametric linear mixed model

The mixture distributions in the model are approximated using the RSB truncation leading to the k -th truncated distributions

$$p(\tilde{\epsilon}_{it}) = \sum_{j=1}^{N_k} p_j^\epsilon \mathcal{N}(\tilde{\epsilon}_{it} | \mu_j^\epsilon, a_\epsilon \sigma_\epsilon^2) \quad \text{and} \quad p(\tilde{\gamma}_i) = \sum_{j=1}^{N_k} p_j^\gamma \mathcal{N}(\tilde{\gamma}_i | \mu_j^\gamma, a_\gamma \sigma_\gamma^2)$$

where $p_j^\epsilon = \frac{V_l^\epsilon \prod_{l < j} (1 - V_l^\epsilon)}{1 - \prod_{l=1}^{N_k} (1 - V_l^\epsilon)}$ and $p_j^\gamma = \frac{V_l^\gamma \prod_{l < j} (1 - V_l^\gamma)}{1 - \prod_{l=1}^{N_k} (1 - V_l^\gamma)}$ with $V_j^\epsilon \sim \text{Be}(1, M_\epsilon)$ and $V_j^\gamma \sim \text{Be}(1, M_\gamma)$ for $j = 1, \dots, N_k$. The parameters in the initial truncation are $\phi_1 = (V_{1:N_1}^\epsilon, \mu_{1:N_1}^\epsilon, V_{1:N_1}^\gamma, \mu_{1:N_1}^\gamma)$ and the extra parameters added to form the k -th truncation are $\phi_k = (V_{N_k}^\epsilon, \mu_{N_k}^\epsilon, V_{N_k}^\gamma, \mu_{N_k}^\gamma)$. The algorithm introduces allocation variables s_{it}^ϵ and s_i^γ for ϵ_{it} and γ_i respectively with $i = 1, \dots, n$ and $j = 1, \dots, T$. These are defined by

$$p(s_{it}^\epsilon = j) = p_j^\epsilon \quad \text{and} \quad p(s_i^\gamma = j) = p_j^\gamma, \quad j = 1, \dots, N_k.$$

It is useful to define

$$\begin{aligned} & f_k(a_\epsilon, \sigma_\epsilon^2, a_\gamma, \sigma_\gamma^2, \beta, \mu^\epsilon, V^\epsilon, \mu^\gamma, V^\gamma) \\ &= \exp \left\{ -\frac{1}{2} \left[\frac{\sum_{i=1}^n \sum_{t=1}^T d_{it}^{\epsilon 2}}{a_\epsilon \sigma_\epsilon^2} + \frac{\sum_{i=1}^n d_i^{\gamma 2}}{a_\gamma \sigma_\gamma^2} - \frac{\sum_{i=1}^n c_i^2}{d} \right] \right\} (a_\gamma \sigma_\gamma^2)^{-n/2} (a_\epsilon \sigma_\epsilon^2)^{-nT/2} \\ & \quad \times d^{-n/2} \end{aligned}$$

where $d_{it}^\epsilon = y_{it} - X_{it}\beta - \mu_{s_{it}^\epsilon}^\epsilon + \bar{\mu}^\epsilon$, $d_i^\gamma = \mu_{s_i^\gamma}^\gamma - \bar{\mu}^\gamma$, $c_i = \frac{\sum_{t=1}^T d_{it}^\epsilon}{a_\epsilon \sigma_\epsilon^2} + \frac{d_i^\gamma}{a_\gamma \sigma_\gamma^2}$, and $d = \frac{T}{a_\epsilon \sigma_\epsilon^2} + \frac{1}{a_\gamma \sigma_\gamma^2}$ and the values are calculated for the k -th truncation. Since s^γ and s^ϵ are included in the sampling, values are proposed in Step 1 of the adaptive truncation algorithm. At the k -th iteration, the transition for the allocation s_i^γ is

$$s_i^\gamma = \begin{cases} N_k & \text{with probability } 1 - r^\gamma, \\ s_i^\gamma & \text{otherwise} \end{cases}$$

and the transition for the allocation $s_{i,t}^\epsilon$ is

$$s_{i,t}^\epsilon = \begin{cases} N_k & \text{with probability } 1 - r^\epsilon \\ s_{i,t}^\epsilon & \text{otherwise} \end{cases}$$

where $r_\gamma = \frac{1 - \prod_{j=1}^{N_k} (1 - V_j^\gamma)}{1 - \prod_{j=1}^{N_k} (1 - V_j^\gamma) + p_{N_k}^\gamma}$ and $r_\epsilon = \frac{1 - \prod_{j=1}^{N_k} (1 - V_j^\epsilon)}{1 - \prod_{j=1}^{N_k} (1 - V_j^\epsilon) + p_{N_k}^\epsilon}$. In this case, the weights in Step 2 are updated using

$$\alpha_k^{(j)} = \frac{f_{k+1} \left(a_\epsilon^{(j)}, \sigma_\epsilon^{2(j)}, a_\gamma^{(j)}, \sigma_\gamma^{2(j)}, \beta^{(j)}, \mu^\epsilon^{(j)}, V^\epsilon^{(j)}, \mu^\gamma^{(j)}, V^\gamma^{(j)} \right)}{f_k \left(a_\epsilon^{(j)}, \sigma_\epsilon^{2(j)}, a_\gamma^{(j)}, \sigma_\gamma^{2(j)}, \beta^{(j)}, \mu^\epsilon^{(j)}, V^\epsilon^{(j)}, \mu^\gamma^{(j)}, V^\gamma^{(j)} \right)}.$$

The MCMC sampler updates many parameters using a variation of the adaptive Metropolis-Hastings random walk algorithm of Atchadé and Rosenthal (2005) which allows the proposal density to be updated at each iteration of the sampler. It works as follows for a generic parameter value τ . Let $q^{(i)}(\tau, \tau') = \mathcal{N}(\tau' | \tau, \sigma_\tau^{2(i)})$ be the proposal density for τ at the i -th iteration which is random walk proposal with variance $\sigma_\tau^{2(i)}$ and let α_i be the acceptance probability of a Metropolis-Hastings move with this proposal. The proposed value τ' is accepted or rejected in the standard way for a Metropolis-Hastings step. The variance of the proposal is updated in the following way

$$\log \sigma_\tau^{2(i+1)} = \rho \left(\log \sigma_\tau^{2(i)} + i^{-c} (\alpha_i - \hat{\alpha}) \right)$$

where $0.5 < c \leq 1$ (the value $c = 0.55$ was used in the examples), $\hat{\alpha}$ is a target acceptance rate (the conservative choice $\hat{\alpha} = 0.3$ was used in the examples) and

$$\rho(x) = \begin{cases} -b & x < -b, \\ x & -b \leq x \leq b, \\ b & x > b \end{cases}$$

where b is taken to be very large. The average acceptance rate for the Metropolis-Hastings update of the parameter will converge to $\hat{\alpha}$ over the run of the sampler. The steps of the MCMC algorithm to sample from the posterior with the k -th truncation are described below.

Updating μ_j^ϵ

The full conditional density of μ_j^ϵ is proportional to

$$f_k \left(a_\epsilon, \sigma_\epsilon^2, a_\gamma, \sigma_\gamma^2, \beta, \mu^\epsilon, V^\epsilon, \theta^\gamma, V^\gamma \right) \exp \left\{ -\frac{\mu_j^{\epsilon 2}}{(1 - a_\epsilon) \sigma_\epsilon^2} \right\}$$

and the parameter is updated using the adaptive Metropolis-Hastings random walk step.

Updating V_j^ϵ

The full conditional density of V_j^ϵ is proportional to

$$f_k(a_\epsilon, \sigma_\epsilon^2, a_\gamma, \sigma_\gamma^2, \beta, \mu^\epsilon, V^\epsilon, \mu^\gamma, V^\gamma) (1 - V_j^\epsilon)^{M_\epsilon - 1}$$

and the parameter is updated using the adaptive Metropolis-Hastings random walk step after taking the transformation $\log V_j^\epsilon - \log(1 - V_j^\epsilon)$.

Updating M_ϵ

The full conditional distribution of M_ϵ is $\text{Be}(a^*, b^*)$ where $a^* = 1 + N_k$ and $b^* = 1 - \sum_{j=1}^{N_k} \log(1 - V_j^\epsilon)$.

Updating a_ϵ

The full conditional density of a_ϵ is proportional to

$$f_k(a_\epsilon, \sigma_\epsilon^2, a_\gamma, \sigma_\gamma^2, \beta, \mu^\epsilon, V^\epsilon, \mu^\gamma, V^\gamma) \exp\left\{-\frac{\sum_{j=1}^{N_k} \mu_j^{\epsilon 2}}{(1 - a_\epsilon)\sigma_\epsilon^2}\right\} (1 - a_\epsilon)^{18 - N_k/2}$$

and the parameter is updated using the adaptive Metropolis-Hastings random walk step after taking the transformation $\log a_\epsilon - \log(1 - a_\epsilon)$.

Updating σ_ϵ^2

The full conditional density of σ_ϵ^2 is proportional to

$$f_k(a_\epsilon, \sigma_\epsilon^2, a_\gamma, \sigma_\gamma^2, \beta, \mu^\epsilon, V^\epsilon, \mu^\gamma, V^\gamma) \exp\left\{-\frac{\sum_{j=1}^{N_k} \mu_j^{\epsilon 2}}{(1 - a_\epsilon)\sigma_\epsilon^2}\right\} (\sigma_\epsilon^2)^{-N_k/2} (1 + \sigma_\epsilon^2)^{-1}$$

and the parameter is updated using the adaptive Metropolis-Hastings random walk step after taking the transformation $\log \sigma_\epsilon^2$.

Updating μ_j^γ

The full conditional density of μ_j^γ is proportional to

$$f_k(a_\epsilon, \sigma_\epsilon^2, a_\gamma, \sigma_\gamma^2, \beta, \mu^\epsilon, V^\epsilon, \mu^\gamma, V^\gamma) \exp\left\{-\frac{\mu_j^{\gamma 2}}{(1 - a_\gamma)\sigma_\gamma^2}\right\}$$

and the parameter is updated using the adaptive Metropolis-Hastings random walk step.

Updating V_j^γ

The full conditional density of V_j^γ is proportional to

$$f_k(a_\epsilon, \sigma_\epsilon^2, a_\gamma, \sigma_\gamma^2, \beta, \mu^\epsilon, V^\epsilon, \mu^\gamma, V^\gamma) (1 - V_j^\gamma)^{M_\gamma - 1}$$

and the parameter is updated using the adaptive Metropolis-Hastings random walk step after taking the transformation $\log V_j^\gamma - \log(1 - V_j^\gamma)$.

Updating M_γ

The full conditional distribution of M_γ is $\text{Be}(a^*, b^*)$ where $a^* = N_k$ and $b^* = 1 - \sum_{j=1}^{N_k} \log(1 - V_j^\gamma)$.

Updating a_γ

The full conditional density of a_γ is proportional to

$$f_k(a_\epsilon, \sigma_\epsilon^2, a_\gamma, \sigma_\gamma^2, \beta, \mu^\epsilon, V^\epsilon, \mu^\gamma, V^\gamma) \exp \left\{ -\frac{\sum_{j=1}^{N_k} \mu_j^{\gamma 2}}{(1 - a_\gamma) \sigma_\gamma^2} \right\} (1 - a_\gamma)^{18 - N_k/2}$$

and the parameter is updated using the adaptive Metropolis-Hastings random walk step after taking the transformation $\log a_\gamma - \log(1 - a_\gamma)$.

Updating σ_γ^2

The full conditional density of σ_γ^2 is proportional to

$$f_k(a_\epsilon, \sigma_\epsilon^2, a_\gamma, \sigma_\gamma^2, \beta, \mu^\epsilon, V^\epsilon, \mu^\gamma, V^\gamma) \exp \left\{ -\frac{\sum_{j=1}^{N_k} \mu_j^{\gamma 2}}{(1 - a_\gamma) \sigma_\gamma^2} \right\} (\sigma_\gamma^2)^{-N_k/2} (1 + \sigma_\gamma^2)^{-1}$$

and the parameter is updated using the adaptive Metropolis-Hastings random walk step after taking the transformation $\log \sigma_\gamma^2$.

Updating s^ϵ

The full conditional distribution of s_{it}^ϵ for $i = 1, \dots, n$ and $t = 1, \dots, T$ is

$$p(s_{it}^\epsilon = j) \propto \exp \left\{ -\frac{1}{2} \left[\frac{\sum_{l=1}^T e_{il}^{\epsilon 2}}{a_\epsilon \sigma_\epsilon^2} - \frac{r_i^{\epsilon 2}}{d} \right] \right\}, \quad j = 1, \dots, N_k$$

where $e_{il}^\epsilon = y_{il} - X_{il}\beta - \mu_j^\epsilon + \bar{\mu}^\epsilon$ and $r_i^\epsilon = \frac{\sum_{l=1}^T e_{il}^\epsilon}{a_\epsilon \sigma_\epsilon^2} + \frac{d_i^\gamma}{a_\gamma \sigma_\gamma^2}$

Updating s^γ

The full conditional distribution of s_i^γ for $i = 1, \dots, n$ is

$$p(s_i^\gamma = j) \propto \exp \left\{ -\frac{1}{2} \left[\frac{e_i^{\gamma 2}}{a_\gamma \sigma_\gamma^2} - \frac{r_i^{\gamma 2}}{d} \right] \right\}, \quad k = 1, \dots, N_k$$

where $e_i^\gamma = \mu_j^\gamma - \bar{\mu}^\gamma$ and $r_i^\gamma = \frac{\sum_{t=1}^T d_{it}^\epsilon}{a_\epsilon \sigma_\epsilon^2} + \frac{e_i^\gamma}{a_\gamma \sigma_\gamma^2}$.

Updating β

We sample $\gamma_i \sim N(c_i/d, 1/d)$ for $i = 1, \dots, n$ which allows us to simulate β as $\beta \sim N(\mu^*, \Sigma^*)$ where

$$\mu^* = \left(\frac{\sum_{i=1}^n \sum_{t=1}^T X'_{it} X_{it}}{a_\epsilon \sigma_\epsilon^2} + 10^{-6} I_p \right)^{-1} \left(\frac{\sum_{i=1}^n \sum_{t=1}^T (y_{it} - \gamma_i - \mu_{s_{it}^\epsilon}^\epsilon + \bar{\mu}^\epsilon)}{a_\epsilon \sigma_\epsilon^2} \right)$$

and

$$\Sigma^* = \left(\frac{\sum_{i=1}^n \sum_{t=1}^T X'_{it} X_{it}}{a_\epsilon \sigma_\epsilon^2} + 10^{-6} I_p \right)^{-1}.$$

A.2 A nonparametric time series model

The distribution of $\epsilon_t | \epsilon_{t-1}$ is approximated by the k -th truncated version

$$p(\epsilon_t | \epsilon_{t-1}) = \frac{\sum_{j=1}^{N_k} p_j^\epsilon \mathbb{N} \left(\begin{pmatrix} \epsilon_{t-1} \\ \epsilon_t \end{pmatrix} \middle| \begin{pmatrix} \mu_j^\epsilon \\ \mu_j^\epsilon \end{pmatrix}, a_\epsilon \sigma_\epsilon^2 \begin{pmatrix} 1 & \rho_j \\ \rho_j & 1 \end{pmatrix} \right)}{\sum_{j=1}^{N_k} p_j^\epsilon \mathbb{N}(\epsilon_{t-1} | \mu_j^\epsilon, a_\epsilon \sigma_\epsilon^2)}$$

and distribution of the initial value is

$$p(\epsilon_1) = \sum_{j=1}^{N_k} p_j^\epsilon \mathbb{N}(\epsilon_1 | \mu_j^\epsilon, a_\epsilon \sigma_\epsilon^2).$$

where $p_j^\epsilon = \frac{V_j^\epsilon \prod_{l < j} (1 - V_l^\epsilon)}{1 - \prod_{l=1}^{N_k} (1 - V_l^\epsilon)}$ with $V_j^\epsilon \sim \text{Be}(1, M_\epsilon)$ for $j = 1, \dots, N_k$, which is the RSB truncation. The initial parameters are $\phi_1 = (V_{1:N_1}^\epsilon, \mu_{1:N_1}^\epsilon, \rho_{1:N_1})$ and the extra parameters added to form the k -th truncation are $\phi_k = (V_{N_k}^\epsilon, \mu_{N_k}^\epsilon, \rho_{N_k})$.

The nonparametric mixture model for ν_t is not constrained and so the algorithm uses the Pólya urn scheme representation to sample the parameters of this part of the model. Let $s_2^\alpha, \dots, s_T^\alpha$ be the allocation variables for ν_1, \dots, ν_T

respectively, K_α be the number of distinct values in the sample $s_1^\alpha, \dots, s_T^\alpha$ and $\mu_1^\alpha, \dots, \mu_{K_\alpha}^\alpha$ be the distinct values. It is useful to define

$$f_k(a_\epsilon, \sigma_\epsilon^2, \mu^\epsilon, p^\epsilon, \rho, \alpha) = \prod_{t=2}^T \left(\frac{\sum_{j=1}^{N_k} p_j^\epsilon (1 - \rho_j^2)^{-1/2} \exp \left\{ -\frac{1}{2} \frac{b_{t,j}^2 + b_{(t-1),j}^2 - 2\rho_j b_{t,j} b_{t-1,j}}{a_\epsilon \sigma_\epsilon^2 (1 - \rho_j)^2} \right\}}{\sum_{j=1}^{N_k} p_j^\epsilon \exp \left\{ -\frac{1}{2} \frac{b_{t-1,j}^2}{a_\epsilon \sigma_\epsilon^2} \right\}} \right) \\ \times (a_\epsilon \sigma_\epsilon^2)^{T/2} \sum_{j=1}^{N_k} p_j^\epsilon \exp \left\{ -\frac{1}{2} \frac{b_{1,j}^2}{a_\epsilon \sigma_\epsilon^2} \right\}$$

where $b_{t,j} = y_t - \alpha_t - \mu_j^\epsilon + \bar{\mu}^\epsilon$ for $t = 1, \dots, T$ and $j = 1, \dots, N_k$ with values of the parameter from the k -th truncation. The MCMC sampler updates many parameters using a variation of the adaptive random walk algorithm of Atchadé and Rosenthal (2005) described in section A.1.

Updating μ_j^ϵ

The full conditional density of μ_j^ϵ is proportional to

$$f_k(a_\epsilon, \sigma_\epsilon^2, \mu^\epsilon, p^\epsilon, \rho, \alpha) \exp \left\{ -\frac{\mu_j^{\epsilon 2}}{(1 - a_\epsilon) \sigma_\epsilon^2} \right\}$$

and the parameter is updated using the adaptive Metropolis-Hastings random walk step.

Updating V_j^ϵ

The full conditional density of V_j^ϵ is proportional to

$$f_k(a_\epsilon, \sigma_\epsilon^2, \mu^\epsilon, p^\epsilon, \rho, \alpha) (1 - V_j^\epsilon)^{M_\epsilon - 1}$$

and the parameter is updated using the adaptive Metropolis-Hastings random walk step after taking the transformation $\log V_j^\epsilon - \log(1 - V_j^\epsilon)$.

Updating ρ_j

The full conditional density of ρ_j is proportional to

$$f_k(a_\epsilon, \sigma_\epsilon^2, \mu^\epsilon, p^\epsilon, \rho, \alpha)$$

and the parameter is updated using the adaptive Metropolis-Hastings random walk step after taking the transformation $\log(1 + \rho_j) - \log(1 - \rho_j)$.

Updating M_ϵ

The full conditional distribution of M_ϵ is $\text{Be}(a^*, b^*)$ where $a^* = 1 + N_k$ and $b^* = 1 - \sum_{j=1}^{N_k} \log(1 - V_j^\epsilon)$.

Updating a_ϵ

The full conditional density of a_ϵ is proportional to

$$f_k(a_\epsilon, \sigma_\epsilon^2, \mu^\epsilon, p^\epsilon, \rho, \alpha) \exp \left\{ -\frac{\sum_{j=1}^{N_k} \mu_j^{\epsilon 2}}{(1 - a_\epsilon) \sigma_\epsilon^2} \right\} (1 - a_\epsilon)^{18 - N_k/2}$$

and the parameter is updated using the adaptive Metropolis-Hastings random walk step after taking the transformation $\log a_\gamma - \log(1 - a_\gamma)$.

Updating σ_ϵ^2

The full conditional density of σ_ϵ^2 is proportional to

$$f_k(a_\epsilon, \sigma_\epsilon^2, \mu^\epsilon, p^\epsilon, \rho, \alpha) \exp \left\{ -\frac{\sum_{j=1}^{N_k} \mu_j^{\epsilon 2}}{(1 - a_\epsilon) \sigma_\epsilon^2} \right\} (\sigma_\epsilon^2)^{-N_k/2} (1 + \sigma_\epsilon^2)^{-1}$$

and the parameter is updated using the adaptive Metropolis-Hastings random walk step after taking the transformation $\log \sigma_\epsilon^2$.

Updating $\alpha_1, \dots, \alpha_T$

The full conditional density of α_1 is proportional to

$$\sum_{j=1}^{N_k} p_j^\epsilon (1 - \rho_j^2)^{-1/2} \exp \left\{ -\frac{1}{2} \frac{b_{2,j}^2 + b_{1,j}^2 - 2\rho_j b_{2,j} b_{1,j}}{a_\epsilon \sigma_\epsilon^2 (1 - \rho_j)^2} \right\} \exp \left\{ -\frac{1}{2} \frac{\alpha_1^2}{\sigma_0^2} \right\}.$$

The full conditional density of α_t for $t = 2, \dots, T - 1$ is proportional to

$$\prod_{k=t}^{t+1} \frac{\sum_{j=1}^{N_k} p_j^\epsilon (1 - \rho_j^2)^{-1/2} \exp \left\{ -\frac{1}{2} \frac{b_{k,j}^2 + b_{k-1,j}^2 - 2\rho_j b_{k,j} b_{k-1,j}}{a_\epsilon \sigma_\epsilon^2 (1 - \rho_j)^2} \right\}}{\sum_{j=1}^{N_k} p_j^\epsilon \exp \left\{ -\frac{1}{2} \frac{b_{k-1,j}^2}{a_\epsilon \sigma_\epsilon^2} \right\}} \exp \left\{ -\frac{1}{2} \sum_{k=t}^{t+1} \frac{(\alpha_k - \alpha_{k-1} - \mu_{s_k^\alpha}^\alpha)^2}{\sigma_\alpha^2 a_\alpha} \right\}.$$

The full conditional density of α_T is proportional to

$$\frac{\sum_{j=1}^{N_k} p_j^\epsilon (1 - \rho_j^2)^{-1/2} \exp \left\{ -\frac{1}{2} \frac{b_{T,j}^2 + b_{T-1,j}^2 - 2\rho_j b_{T,j} b_{T-1,j}}{a_\epsilon \sigma_\epsilon^2 (1 - \rho_j)^2} \right\}}{\sum_{j=1}^{N_k} p_j^\epsilon \exp \left\{ -\frac{1}{2} \frac{b_{T-1,j}^2}{a_\epsilon \sigma_\epsilon^2} \right\}} \exp \left\{ -\frac{1}{2} \frac{(\alpha_T - \alpha_{T-1} - \mu_{s_T^\alpha}^\alpha)^2}{\sigma_\alpha^2 a_\alpha} \right\}$$

Updating s_t^α

The full conditional distribution of s_t^α is

$$p(s_t^\alpha = j) \propto \left(\sum_{l=2; l \neq t}^T \mathbf{I}(s_l^\alpha = j) \right) a_\alpha^{-1/2} \exp \left\{ -\frac{1}{2} \frac{(\alpha_t - \alpha_{t-1} - \tilde{\mu}_j^\alpha)^2}{a_\alpha \sigma_\alpha^2} \right\}, \quad j = 1, \dots, K_\alpha^-$$

and

$$p(s_t^\alpha = K_\alpha^- + 1) \propto M_\alpha \exp \left\{ -\frac{1}{2} \frac{(\alpha_t - \alpha_{t-1})^2}{\sigma_\alpha^2} \right\}$$

where K_α^- is the number of distinct values without the t -th allocation and $\tilde{\mu}_1^\alpha, \dots, \tilde{\mu}_{K_\alpha^-}^\alpha$ are the corresponding distinct values.

Updating μ_j^α

The full conditional distribution of μ^{α_j} is $N(\mu^*, \sigma^{*2})$ where

$$\mu^* = \frac{\sum_{t=2}^T \mathbf{I}(s_t^\alpha = j) (\alpha_t - \alpha_{t-1}) / a_\alpha}{\sum_{t=2}^T \mathbf{I}(s_t^\alpha = j) / a_\alpha + 1 / (1 - a_\alpha)}$$

and

$$\sigma^{*2} = \frac{\sigma_\alpha^2}{\sum_{t=2}^T \mathbf{I}(s_t^\alpha = j) / a_\alpha + 1 / (1 - a_\alpha)}.$$

Updating a_α

The full conditional density of a_α is proportional to

$$a_\alpha^{-(T-1)/2} (1 - a_\alpha)^{18 - K_\alpha/2} \exp \left\{ -\frac{1}{2} \sum_{t=2}^T \frac{(\alpha_t - \alpha_{t-1} - \mu_{s_t^\alpha}^\alpha)^2}{a_\alpha \sigma_\alpha^2} \right\} \exp \left\{ -\frac{\sum_{j=1}^{K_\alpha} \mu_j^{\alpha 2}}{(1 - a_\alpha) \sigma_\alpha^2} \right\}$$

and the parameter is updated using the adaptive Metropolis-Hastings random walk step after taking the transformation $\log a_\alpha - \log(1 - a_\alpha)$.

Updating σ_α^2

The full conditional density of σ_α^2 is proportional to

$$\sigma_\alpha^{2-(T-1+K_\alpha)/2} \exp \left\{ -\frac{1}{2} \sum_{t=2}^T \frac{(\alpha_t - \alpha_{t-1} - \mu_{s_t^\alpha}^\alpha)^2}{a_\alpha \sigma_\alpha^2} \right\} \exp \left\{ -\frac{\sum_{j=1}^{K_\alpha} \mu_j^{\alpha 2}}{(1 - a_\alpha) \sigma_\alpha^2} \right\} (1 + 100\sigma_\alpha^2)^{-1}$$

and the parameter is updated using the adaptive Metropolis-Hastings random walk step after taking the transformation $\log \sigma_\alpha^2$.

Updating M_α

The full conditional density of M_α is proportional to

$$\frac{\Gamma(M_\alpha)}{\Gamma(M_\alpha + T - 1)} M_\alpha^{K_\alpha}$$

and the parameter is updated using the adaptive Metropolis-Hastings random walk step after taking the transformation $\log M_\alpha$.