

Developing cloud chambers with high school students

Ryo Ishizuka, Nobuaki Tan, Shoma Sato and Syoji Zeze*
Yokote Seiryō Gakuin High School, Akita 013-0041, Japan

* ztaro21@gmail.com

5 August, 2013

Abstract

The result and outcome of the *cloud chamber project*, which aims to develop a cloud chamber useful for science education is reported in detail. A project includes both three high school students and a teacher as a part of Super Science High School (SSH) program in our school. We develop a dry ice free cloud chamber using salt and ice (or snow). Technical detail of the chamber is presented. We also argue how the project affects student's cognition, motivation, academic skills and behavior. The research project had been done in very similar way to those of professional researchers, i.e., planning research, applying fund, writing a paper and giving a talk in conferences. From interviews with students, we learn that such style of scientific activity is very effective in promoting student's motivation for learning science.

1 Introduction

Since the Fukushima nuclear accident on March 2011, the requirement of teaching radiation has been significantly increasing in Japan. However, recent surveys[1, 2, 3, 4] show that experiments or measurements concerned with radiation are rarely done in a classroom. In order to improve such situation, an easy, safe and inexpensive experiment will play a key role. One may agree that the diffusion cloud chamber experiment[5, 6, 7] meets most requirements for the purpose mentioned above. Indeed, it is reported[1] that the cloud chamber experiment is most popular among radiation related experiments.

While the experiment is simple enough, there also be some inconveniences which prevent a teacher from bringing it into a classroom. One of such inconvenience is *use of dry ice*. Even in Japan, there are many cities where obtaining dry ice is not so easy. Even if available, dry ice can not be kept for long time. A teacher have to order dry ice day by day for a long term use. To overcome this difficulty, various *dry ice free* experiments have been developed [8, 9, 10]. In this article, we would like to explore a

possibility of using ice and salt to cool a cloud chamber. The remarkable advantage of our method is that both ice and salt are easily available and can be stored for long time. Moreover, they are very familiar with us. Our city Yokote is famous for traditional snow dome called *Kamakura*, therefore is abundant in snow. A particular kind of salt is spread on the winter roads as road salt to avoid freezing. In fact, authors used to wonder whether snow can be used for cloud chamber while doing experiment using dry ice or liquid nitrogen. This strong motivation leads us to develop a cloud chamber using ice and salt. This paper also aims to identify educational effects of research



Figure 1: A snow dome *Kamakura*.

project by high school students, which is designed as possible as close as real activities those of professional researchers. Our project lunched January 2011 as an activity of science club, with a support from the Super Science High School program in our school. The team consists of a teacher (S.Z.) and three high school students who are also authors of this paper. Students first determine their research subject, applied some research funds, wrote a paper and presented their result in conferences. A presentation in international conference was given by English. Such strategy is quite common for *Super Science High Schools* in Japan. Interviews with students will reveal educational implications of our activity.

2 A cloud chamber using ice and salt

2.1 Ice-salt cooling bath

It is well known that a table salt melts ice and the mixture of salt and ice (the cooling bath) becomes colder after a salt added. This phenomena, freezing point depression, is common to various salts other than the table salt (sodium chloride). Our first mission is to find a better salt which shows greater performance in cooling than a table salt. We choose two salts, *calcium chloride dihydrate* ($\text{CaCl}_2 \cdot 2\text{H}_2\text{O}$) and *magnesium chloride hexahydrate* ($\text{MgCl}_2 \cdot 6\text{H}_2\text{O}$) as our candidates, since they are known to better than a

table salt [12] and also available at low cost as road salts. Figure 2 compares performance of two salts for cooling. The experiment is done by adding particular amount of salt to 100g of clashed ice in a polystyrene foam tray. Measurements were done for ten minutes for each amount of salt to record lowest temperature reached. It turns out that $\text{MgCl}_2 \cdot 6\text{H}_2\text{O}$ shows better performance for cooling than $\text{CaCl}_2 \cdot 2\text{H}_2\text{O}$. The best performance is obtained when we add 60g of $\text{MgCl}_2 \cdot 6\text{H}_2\text{O}$, in which the temperature of the mixture reached -22°C .

Figure 2: Performance evaluation of two salts


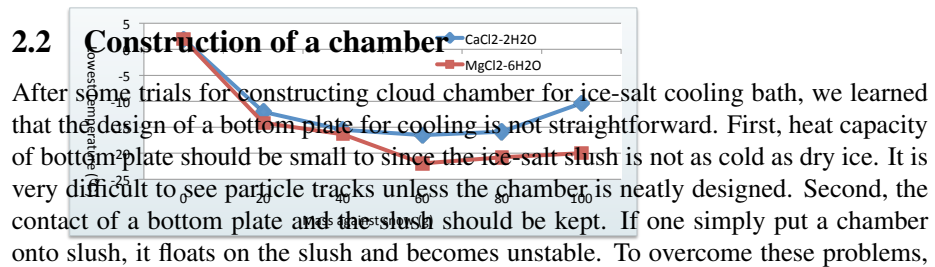


Figure 3: The bottom of the cloud chamber.

we designed a cloud chamber as Fig. 3. The bottom plate is made of thin aluminum. In order to avoid the chamber float, legs are attached at four corners of the bottom plate.

As shown in right side of Fig. 3, we pour the ice-salt slush around chamber so that it keep in contact with the bottom plate.

2.3 Observation of the tracks

We would like to describe an observation of particle tracks using the ice-salt cooling bath ($\text{MgCl}_2 \cdot 6\text{H}_2\text{O}$ is employed) and the chamber described above. The whole appa-




Figure 4: The whole apparatus.

ratus is shown in Fig. 4. Interior of the chamber is covered by a piece of black felt soaked with ethanol. A video projector is used as a strong light source. Temperature of some places inside the chamber is measured by a thermocouple. A lantern mantle is placed in the chamber as an alpha particle source. A digital SLR camera is used to record video of particle tracks. The room temperature was around 25°C .

With this setting, we succeed in observing particle tracks as seen in Fig. 5, although the number of tracks is quite less than that of dry ice experiment A result of more



Figure 5: An alpha particle track.

quantitative analysis using video image is shown in Fig. 6, in which 10 minutes run

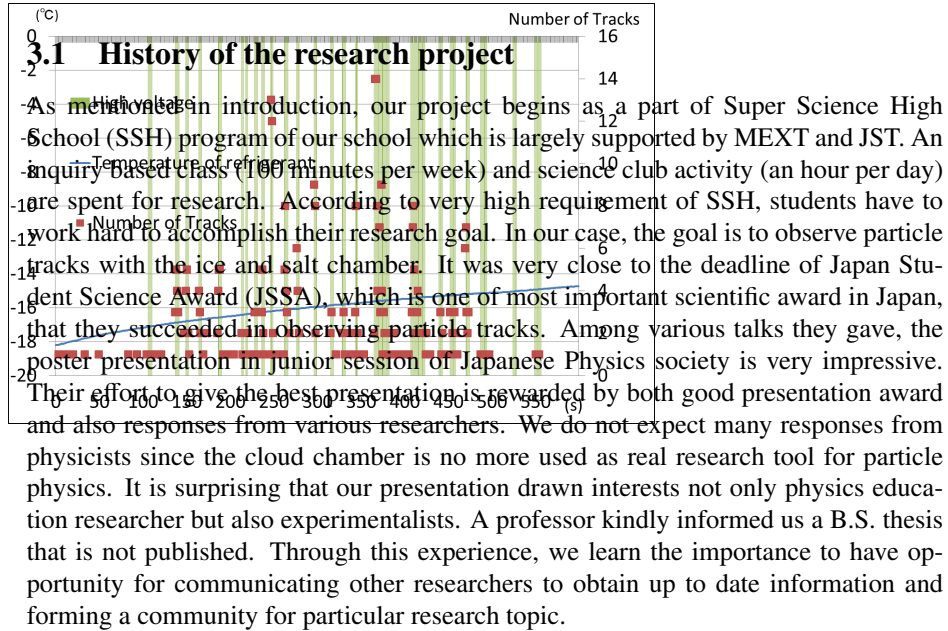
is recorded. A track longer than 2cm is counted. 41 tracks are observed per minute. A vertical line in figure shows a period in which we apply voltage by approaching charged plastic ruler from the outside of the chamber. Apparently a count increases when voltage is applied. It is also remarkable that tracks remain visible even when the

Figure 6: The count of particle tracks.

bottom of the chamber rises up to -16°C .

3 Educational effects on students

3.1 History of the research project






Figure 7: A poster talk in JPS junior session on Mar. 2013

3.2 Interviews

The strategy of of research project, providing environment and opportunities as close as for a graduate student in physics lab, is common for Super Science High Schools in Japan. According to the literature [13], motivation for learning and mastering science increases if what student's do is under control. In this section, we would like to present a result of interviewees with three students in order to evaluate educational gain from our project. Interviews had been done during from 9 to 12 July, 2013. Each students spent about 20 minutes to answer seven questions. The questions are:

1. Can you find any differences between usual a usual lecture in science class and our project research?
2. Have you growing up through this project? If so, in what sense?
3. Did you think that you doing your own project which is not assigned or forced from our school?
4. Have you accomplished something great?
5. Did you find any difficulties to accomplish your mission?
6. Did you find any difference between peers or teachers in your school and professional researchers met in conferences ?
7. How do you think about speaking, reading and writing English in our project?
8. Have your idea about radiation changed after finishing our project?

A classification of answers for each question is summarized in table 1. In most questions, answers from three students are essentially same and coincide with teacher's

expectation. All students agree that spontaneous activity in our project greatly help them to learn science. They learned importance of planing schedule in order to lead their collaboration to success. From the experience of conferences, they also learned from researchers that more knowledge and academic skill are needed for serious research. They also agreed that the experience of an international conference helps them to understand that English is necessary for scientific research. As for radiation, they understood that the risk of radiation essentially depends on its amount.

Table 1: Classification of answers to questions

Q.	Answer1	Answer2
(1)	Making decision by their own	
(2)	Skill to plan research	Communication skill
(3)	Same as Q. (1)	
(4)	Success in their observation	<i>Not so much</i>
(5)	Relationship with other members	No time for meeting
(6)	Amount of Knowledge	Critical comments
(7)	Important	Valuable experiences
(8)	Not so danger	<i>Not changed so much</i>

On the other hand, there are two answers that contradict with teacher's expectation. They are shown in *italic* in Table 1. Both are from a student who most contributed to and lead entire project with very strong motivation. For question (7), he answered that he surprised only little with the first success of observation, since it can be expected from the theory and literature. He also claimed that only little knowledge for radiation had obtained since our project is rather focused on the development of a chamber than the physical aspects of radiation. These two issues are intended by the teacher to lead our project success in limited time. It is clear that he realized that teacher's intention, and had more interests with physics itself, and wanted achieve more higher goal than the teacher expected. As is clear from this example, students has begun to think critically both for their research plan and also physics itself. Such attitude for critical thinking is never been fostered in a typical science class based on a textbook.

Acknowledgments

We would like to thank to M. Sinta, S. Hosoya and R. Yamaishi at Yokote Seiryō Gakuin High School for supports and encouragements. We also like to thank H. Kanda, N. Kanda, M. Hayashi, K. Taniguchi, J. Yasuda and M. Taniguchi for useful comments at JPS junior session on Mar. 2013. This work is supported by the Saito Kenzo honour fund and the Super Science High School (SSH) project from the Ministry of Education, Culture, Sports, Science and Technology (MEXT) and Japan Science and Technology agency (JST).

References

- [1] NPO Radiation Education Forum: *A Questionnaire Survey of Radiation Education in Junior High School* (2008) [in Japanese].
- [2] M. Hosaka and S. Fujita: Bulletin of the Center for Educational Research and Practice, Faculty of Education and Human Studies, Akita University **34** (2012) 25 [in Japanese].
- [3] M. Hosaka: Kyozaï Kenkyu (Developments of Teaching Materials for Junior High School), **194** (2012) 12 [in Japanese].
- [4] S. Tomishima: Bulletin of the Center for Education, Fukui Pref. **117** (2012) 126 [in Japanese].
- [5] A. Langsdorf: T. Needels and C. Neilsen: **10** (1939) 91
- [6] T. Needels and C. Neilsen: Rev. Sci. Instrum. **21** (1950) 976.
- [7] E. Cowan: Rev. Sci. Instrum. 21 (1950) 991.
- [8] A. MacIsaac and A. Hamalainen, The Physics Teachers **87** (2011) 399
- [9] M. Kamata and M. Kubota: Phys. Educ. **47** (2012) 429
- [10] T. Yunoki and M. Tsuda: J. Phys. Edu. Soc. Jpn. **60** (2012) 184 [in Japanese].
- [11] M. Kamata and M. Kubota: Phys. Educ. **47** (2012) 574
- [12] Cooling bath, Ochem Online, http://www.ochemonline.com/Cooling_bath
- [13] D. Stipek: in *Handbook of Educational Psychology*, ed. D. Berliner and R. Calfee (Macmillan, New York, 1996) p. 85.