

# HYPOTHESIS TESTING FOR HIGH-DIMENSIONAL SPARSE BINARY REGRESSION

BY RAJARSHI MUKHERJEE<sup>\*,§</sup> NATESH S.PILLAI<sup>†,¶</sup> AND XIHONG LIN<sup>‡,§</sup>

*Department of Biostatistics, Harvard University<sup>§</sup>,  
Department of Statistics, Harvard University<sup>¶</sup>*

In this paper, we study the detection boundary for minimax hypothesis testing in the context of high-dimensional, sparse binary regression models. Motivated by genetic sequencing association studies for rare variant effects, we investigate the complexity of the hypothesis testing problem when the design matrix is sparse. We observe a new phenomenon in the behavior of detection boundary which does not occur in the case of Gaussian linear regression. We derive the detection boundary as a function of two components: a design matrix sparsity index and signal strength, each of which is a function of the sparsity of the alternative. For any alternative, if the design matrix sparsity index is too high, any test is asymptotically powerless irrespective of the magnitude of signal strength. For binary design matrices with the sparsity index that is not too high, our results are parallel to those in the Gaussian case. In this context, we derive detection boundaries for both dense and sparse regimes. For the dense regime, we show that the generalized likelihood ratio is rate optimal; for the sparse regime, we propose an extended Higher Criticism test and show it is rate optimal and sharp. We illustrate the finite sample properties of the theoretical results using simulation studies.

**1. Introduction.** The problem of testing for the association between a set of covariates and a response is of fundamental statistical interest. In the context of testing for a linear relationship of covariates with a continuous response, R.A.Fisher introduced analysis of variance (ANOVA) in the 1920's, which is still widely used in the present day. In recent years, finding the detection boundary of various testing problems has gained substantial popularity. A fruitful way of finding the detection boundary is to study the minimax error of testing and obtain a threshold of signal strength under which all testing procedures in the concerned problem are useless. For Gaussian linear models, this has been extensively studied by [Arias-Castro](#)

---

\*Graduate Student, Department of Biostatistics, Harvard University

†Assistant Professor, Department of Statistics, Harvard University

‡Professor, Department of Biostatistics, Harvard University

*AMS 2000 subject classifications:* Primary 62G10, 62G20, 62C20

*Keywords and phrases:* Minimax Hypothesis Testing, Binary Regression, Detection Boundary, Higher Criticism, Sparsity

et al. (2011) and Ingster, Tsybakov and Verzelen (2010); these works were inspired by the previous work on hypothesis testing in various contexts, such as sparse normal mixtures (Cai, Jeng and Jin, 2011; Donoho and Jin, 2004), Gaussian sequence models (Ingster and Suslina, 2003), and correlated multivariate normal problems (Hall and Jin, 2010). However, very little work has been done on detection boundaries in generalized linear models for discrete outcomes.

In this paper, we study the detection boundary for hypothesis testing in the context of high-dimensional, sparse binary regression models. Motivated by case-control sequencing association studies for detecting the effects of rare variants on disease risk (Lee et al., 2014; Tang et al., 2014), we are interested in the complexity of the hypothesis testing problem when the design matrix is sparse. Specifically, rare variants are commonly observed in sequencing data. For example, in the Dallas Heart candidate gene sequencing study (Victor et al., 2004), 3476 individuals were sequenced in the region consisting of three genes ANGPTL3, ANGPTL4, and ANGPTL5. The goal of study was to test the effects of these genes on the risk of hypertriglyceridemia. A total of 93 genetic variants were observed in these genes. Each variant took values 0, 1, 2, which represents the number of minor alleles in a genetic variant. About half of the variants were singletons, *i.e.*, they were observed in only one person; 92 variants have the minor allele frequencies  $< 5\%$ . The design matrix is hence very sparse, with a vast majority of its columns having  $< 5\%$  non-zero values (1 or 2), and the proportion of total non-zero elements in the design matrix being  $< 2.5\%$ . It is expected only a small number of variants might be associated with hypertriglyceridemia. The presence of the sparse design matrix and sparse signals for binary outcomes results in substantial challenges in testing the association of these genes and hypertriglyceridemia.

Suppose there are  $n$  samples of binary outcomes,  $p$  covariates for each. Consider a binary regression model linking the outcomes to the covariates. We are interested in testing a global null hypothesis that the regression coefficients are all zero and the alternative is sparse with  $k$  signals, where  $k = p^{1-\alpha}$  and  $\alpha \in [0, 1]$ . For binary regression models, we observe a new phenomenon in the behavior of detection boundaries which does not occur in the Gaussian framework, as explained below.

The main contribution of our paper is to derive the detection boundary for binary regression models as a function of two components: a design matrix sparsity index and signal strength, each of which is a function of the sparsity of the alternative, *i.e.*  $\alpha$ . Throughout the paper, we will call the first component as “design matrix sparsity index”. This is unlike the results in

Gaussian linear regression which has a one component detection boundary, namely the necessary signal strength. In the Gaussian linear model framework, [Arias-Castro et al. \(2011\)](#) and [Ingster, Tsybakov and Verzelen \(2010\)](#) show that if the design matrix satisfies certain ‘low coherence conditions’, then it is possible to detect the presence of a signal in a global sense, provided the signal strength exceeds a certain threshold. In contrast, our results suggest that for binary regression problems, the difficulty of the problem is also determined by the design matrix sparsity index. In this paper, we explore two key implications of this phenomenon which are outlined below.

First, if the design matrix sparsity index is too high, we show that no signal can be detected irrespective of its strength. In [Section 3](#), we provide sufficient conditions on the design matrix sparsity index which yield such non-detectability problems. Such conditions on the design matrix sparsity index corresponds to the first component of the detection boundary. [Plan and Vershynin \(2013a,b\)](#) discussed a difficulty in inference similar to that of ours, for design matrices with binary entries in the context of 1-bit compressive sensing and sparse logistic models. Our results in [Section 3](#) pertain to sparse design matrices with *arbitrary entries*, which are not necessarily orthogonal. We give a few examples of design matrices which satisfy our criteria for non-detectability. These include block diagonal matrices and banded matrices.

Second, for design matrices with binary entries and with low correlation among the columns, we are able to characterize both components of the detection boundary. In particular, if the design matrix sparsity index, the first component of the detection boundary, is above a specified threshold, no signal is detectable irrespective of strength. Once the design matrix sparsity index is below the same threshold, we also obtain the optimal thresholds with respect to the second component of the detection boundary, *i.e.*, the minimum signal strength required for successful detection. In this regime, our results parallel the theory of detection boundary in Gaussian linear regression. We also provide relevant tests to attain the optimal detection boundaries. In the sparse regime ( $\alpha > \frac{1}{2}$ ), our results are sharp and rate adaptive in terms of the signal strength component of the detection boundary. Moreover, we observe a phase transition in both components of the detection boundary depending on the sparsity ( $\alpha$ ) of the alternative. To the best of our knowledge, this is the first work optimally characterizing a two component detection boundary in global testing problems against sparse alternatives in binary regression.

To illustrate further, we contrast our results with the existing literature. In the case of a balanced one-way ANOVA type design matrix with each treat-

ment having  $r$  independent replicates, for Gaussian linear models, [Arias-Castro et al. \(2011\)](#) show that the detection boundary is given by  $O(\frac{p^{\frac{1}{4}}}{\sqrt{kr}})$  in the dense regime ( $\alpha < \frac{1}{2}$ ) and equals  $\sqrt{\frac{2\rho_{\text{linear}}^*(\alpha)\log(p)}{r}}$  in the sparse regime  $\alpha > \frac{1}{2}$ , where

$$(1.1) \quad \rho_{\text{linear}}^*(\alpha) = \begin{cases} \alpha - \frac{1}{2} & \text{if } \frac{1}{2} < \alpha < \frac{3}{4}, \\ (1 - \sqrt{1 - \alpha})^2 & \text{if } \alpha \geq \frac{3}{4} \end{cases}$$

and  $\rho_{\text{linear}}^*(\alpha)$  matches the detection boundary in [Donoho and Jin \(2004\)](#) in the normal mixture problem. For given sparsity of the alternative, the detection boundary depends a single function of  $r$ .

For binary regression, we show that the detection boundary is drastically different and depends on two functions of  $r$ : a design matrix sparsity index and signal strength under the alternative hypothesis for a given regime. In particular, define the *design matrix sparsity index* of a design matrix as  $1/r$ . For  $r = 1$ , every test is powerless irrespective of the signal sparsity and the signal strength under the alternative hypothesis. When  $r > 1$ , the behavior of the detection boundary can be categorized into three situations. In the *dense* regime where  $r > 1$  and  $\alpha \leq \frac{1}{2}$ , the detection boundary matches that of the Gaussian case up to rates and the usual generalized likelihood ratio test achieves the detection boundary. In the *sparse* regime, *i.e.*, when  $\alpha > \frac{1}{2}$ , the detection boundary behaves differently for  $r \ll \log(p)$  and  $r \gg \log(p)$ . For  $\alpha > \frac{1}{2}$  and  $r \ll \log(p)$ , a new phenomenon that does not exist in the Gaussian case arises: all tests are asymptotically powerless irrespective of how strong the signal strength is in the alternative. For  $\alpha > \frac{1}{2}$  and  $r \gg \log(p)$ , our results are identical to the Gaussian case, up to a constant factor accounting for the Fisher information. In this regime, we construct a version of the Higher Criticism test and show that this test achieves the lower bound. We use the strong embedding theorem ([Komlós, Major and Tusnády, 1975](#)) to obtain sharp detection boundary. Noting that this problem can also be cast as a test of homogeneity among  $p$  binomial populations with contamination in  $k$  of them. Hence, roughly speaking, the two component detection boundary in this binary problem setting equals  $(1, O(\frac{p^{\frac{1}{4}}}{\sqrt{kr}}))$  in the dense regime and  $(O(\frac{1}{\log(p)}), O(\sqrt{\frac{\log(p)}{r}}))$  in the sparse regime, where the first component represents the design matrix sparsity index, which is of the order of  $1/r$ , and the second component indicates the order of signal strength. Successful detection requires both components to be above the component-specific detection boundaries.

Borrowing ideas from orthogonal designs, we further obtain analogous

results for general binary design matrices which are sparse and have weak correlation among columns, mimicing design matrices often observed in sequencing association studies. For such general binary designs, we are able to completely characterize the two component detection boundary in both dense and sparse regimes. Our versions of generalized likelihood ratio test and the Higher Criticism test continue to attain the optimal detection boundaries in dense and sparse regimes respectively. Similar to orthogonal designs, our results are sharp in the sparse regime and we once again obtain optimal phase transition in the two component detection boundary depending on the sparsity ( $\alpha$ ) of the alternative. Our results show that under certain low correlation structures, the problem essentially behaves as an orthogonal problem.

The rest of the paper is organized as follows. We first formally introduce the model in Section 2 and discuss general strategies. Here, we also provide a set of notation to be used throughout the paper. In Section 3, we study the non-detectability for sparse design matrices with arbitrary entries. In Section 4, we formally introduce a class of designs for which we derive the sharp detection boundaries, namely, one-way ANOVA designs and weakly correlated binary designs. Section 5 introduces the Generalized Likelihood Ratio Test (GLRT) and the Higher Criticism Test in our designs, which will be used in subsequent sections to attain the sharp detection boundaries in two different regimes of sparsity. In Section 6, we first analyze the One Way ANOVA designs and derive the sharp detection boundary in different sparsity regimes. In Section 7, we derive the sharp detection boundary in different sparsity regimes for weakly correlated binary designs. Section 8 presents simulation studies which validate our theoretical results. Finally we collect all the technical proofs in the supplementary material.

**2. Preliminaries.** Suppose there are  $n$  binary observations  $y_i \in \{0, 1\}$ , for  $1 \leq i \leq n$ , with covariates  $\mathbf{x}_i = (x_{i1}, \dots, x_{ip})^t$ . The design matrix with rows  $\mathbf{x}_i^t$  is denoted by  $\mathbf{X}$ . Set  $\mathbf{y} = (y_1, y_2, \dots, y_n)^t$ . The conditional distribution of  $y_i$  given  $\mathbf{x}_i$  is given by

$$\mathbb{P}(y_i = 1 | \mathbf{x}_i, \boldsymbol{\beta}) = \theta(\mathbf{x}_i^t \boldsymbol{\beta}) \quad (2.1)$$

where  $\boldsymbol{\beta} = (\beta_1, \dots, \beta_p)^t \in \mathbb{R}^p$  is an unknown  $p$ -dimensional vector of regression coefficients. Henceforth, we will assume that  $\theta$  is an arbitrary distribution function that is symmetric around 0, *i.e.*,

$$\theta(z) + \theta(-z) = 1 \text{ for all } z \in \mathbb{R}. \quad (2.2)$$

For some of the results, we will also require certain smoothness assumptions on  $\theta(\cdot)$  which we will state when and where required. Examples of such  $\theta(\cdot)$

include logistic and normal distributions which respectively correspond to logistic and probit regression models.

Let  $M(\boldsymbol{\beta}) = \sum_{j=1}^p I(\beta_j \neq 0)$  and let  $R_k^p = \{\boldsymbol{\beta} \in \mathbb{R}^p : M(\boldsymbol{\beta}) = k\}$ . For some  $A > 0$ , we are interested in testing the global null hypothesis

$$H_0 : \boldsymbol{\beta} = 0 \text{ vs } H_1 : \boldsymbol{\beta} \in \Theta_k^A = \left\{ \boldsymbol{\beta} \in \bigcup_{k' \geq k} R_{k'}^p : \min\{|\beta_j| : \beta_j \neq 0\} \geq A \right\}. \quad (2.3)$$

Set  $k = p^{1-\alpha}$  with  $\alpha \in (0, 1]$ . We note that these types of alternatives have been considered by [Arias-Castro et al. \(2011\)](#), referred to as the “*Sparse Fixed Effects Model*” or SFEM. In particular, under the alternative,  $\boldsymbol{\beta}$  has at least  $k$  non-zero coefficients exceeding  $A$  in absolute values. Alternatives corresponding to  $\alpha \leq \frac{1}{2}$  belong to the *dense regime* and those corresponding to  $\alpha > \frac{1}{2}$  belong to the *sparse regime*. We will denote by  $\pi$  a prior distribution on  $\Theta_k^A \subset \mathbb{R}^p$ . Throughout we will refer to  $A$  as the signal strength corresponding to the alternative in Equation (2.3).

We first recall a few familiar concepts from statistical decision theory. Let a test be a measurable function of the data taking values in  $\{0, 1\}$ . The Bayes risk of a test  $\mathsf{T} = \mathsf{T}(\mathbf{X}, \mathbf{y})$  for testing  $H_0 : \boldsymbol{\beta} = 0$  versus  $H_1 : \boldsymbol{\beta} \sim \pi$  when  $H_0$  and  $H_1$  occur with the same probability, is defined as the sum of its probability of type I error (false positives) and its average probability of type II error (missed detection):

$$\text{Risk}_\pi(\mathsf{T}) := \mathbb{P}_0(\mathsf{T} = 1) + \pi[\mathbb{P}_\beta(\mathsf{T} = 0)],$$

where  $\mathbb{P}_\beta$  denotes the probability distribution of  $\mathbf{y}$  under model (2.1) and  $\pi[\cdot]$  is the expectation with respect to the prior  $\pi$ . We study the asymptotic properties of the binary regression model (2.1) in the high-dimensional regime, *i.e.*, with  $p \rightarrow \infty$  and  $n = n(p) \rightarrow \infty$  and a sequence of priors  $\{\pi_p\}$ . Adopting the terminology from [Arias-Castro et al. \(2011\)](#), we say that a sequence of tests  $\{\mathsf{T}_{n,p}\}$  is *asymptotically powerful* if  $\lim_{p \rightarrow \infty} \text{Risk}_{\pi_p}(\mathsf{T}_{n,p}) = 0$ , and it is *asymptotically powerless* if  $\liminf_{p \rightarrow \infty} \text{Risk}_{\pi_p}(\mathsf{T}_{n,p}) \geq 1$ . When no prior is specified, the risk is understood to be the worst case risk or the minimax risk defined as

$$\text{Risk}(\mathsf{T}) := \mathbb{P}_0(\mathsf{T} = 1) + \max_{\boldsymbol{\beta} \in \Theta_k^A} [\mathbb{P}_\beta(\mathsf{T} = 0)].$$

The detection boundary of the testing problem (2.3) is the demarcation of signal strength  $A$  which determines whether all tests are asymptotically powerless (we call this Lower Bound of the problem) or there exists some

test which is asymptotically powerful (we call this the Upper Bound of the problem).

To understand the minimax risk, set

$$d(\mathcal{P}_0, \mathcal{P}_1) = \inf\{|P - Q|_1 : P \in \mathcal{P}_0, Q \in \mathcal{P}_1\},$$

where  $\mathcal{P}_0, \mathcal{P}_1$  are two families of probability measures and  $|P - Q|_1 = \sup_B |P(A) - Q(A)|$ , with  $B$  being a Borel set in  $\mathbb{R}^n$ , denotes the total-variation norm. Then for any test  $\mathsf{T}$ , we have (Wald, 1950)

$$\text{Risk}(\mathsf{T}) \geq 1 - \frac{1}{2}d(\mathbb{P}_0, \text{conv}_{\beta \in \Theta_k^A}(\mathbb{P}_\beta)),$$

where  $\text{conv}$  denotes the convex hull. However,  $d(\mathbb{P}_0, \text{conv}_{\beta \in \Theta_k^A}(\mathbb{P}_\beta))$  is difficult to calculate. But it is easy to see that for any test  $\mathsf{T}$  and any prior  $\pi$ , one has  $\text{Risk}(\mathsf{T}) \geq \text{Risk}_\pi(\mathsf{T})$ . So in order to prove that a sequence of tests is asymptotically powerful, it suffices to bound from above the worst-case risk  $\text{Risk}(\mathsf{T})$ . Similarly, in order to show that all tests are asymptotically powerless, it suffices to work with an appropriate prior to make calculations easier and bound the corresponding risk from below for any test  $\mathsf{T}$ .

It is worth noting that, for any prior  $\pi$  on the set of  $k$ -sparse vectors in  $\mathbb{R}^p$  and for any test  $\mathsf{T}$ , we have

$$\text{Risk}_\pi(\mathsf{T}) \geq 1 - \frac{1}{2}\mathbb{E}_0|L_\pi - 1| \geq 1 - \frac{1}{2}\sqrt{\mathbb{E}_0(L_\pi^2) - 1},$$

where  $L_\pi$  is the  $\pi$ -integrated likelihood ratio and  $\mathbb{E}_0$  denotes the expectation under  $H_0$ . For the model (2.1), we have

$$L_\pi = 2^n \int \prod_{i=1}^n \left( \frac{\theta(\mathbf{x}_i^t \boldsymbol{\beta})}{\theta(-\mathbf{x}_i^t \boldsymbol{\beta})} \right)^{y_i} \theta(-\mathbf{x}_i^t \boldsymbol{\beta}) d\pi(\boldsymbol{\beta}). \quad (2.4)$$

Hence in order to assess the lower bound for the risk, it suffices to bound from above  $\mathbb{E}_0(L_\pi^2)$ . By Fubini's theorem, for fixed design matrix  $\mathbf{X}$ , we have (2.5)

$$\mathbb{E}_0(L_\pi^2) = 2^n \iint \prod_{j=1}^n \left[ \theta(\mathbf{x}_i^t \boldsymbol{\beta}) \theta(\mathbf{x}_i^t \boldsymbol{\beta}') + \theta(-\mathbf{x}_i^t \boldsymbol{\beta}) \theta(-\mathbf{x}_i^t \boldsymbol{\beta}') \right] d\pi(\boldsymbol{\beta}) d\pi(\boldsymbol{\beta}'),$$

where  $\boldsymbol{\beta}, \boldsymbol{\beta}' \sim \pi$  are independent. In the rest of the paper, all of our analysis is based on studying  $\mathbb{E}_0(L_\pi^2)$  carefully for the prior distribution  $\pi$  chosen below.

In the context of finding an appropriate test matching the lower bound, by the Neyman-Pearson Lemma, the test which rejects when  $L_\pi > 1$  is the most powerful Bayes test and has risk equal to  $1 - \frac{1}{2}\mathbb{E}_0|L_\pi - 1|$ . However this test requires knowledge of the sparsity index  $\alpha$  and is also computationally

intensive. Hence we will construct tests which do not require knowledge of  $\alpha$  and are computationally much less cumbersome.

Ideally, one seeks least favorable priors, *i.e.*, those priors for which the minimum Bayes risk equals the minimax risk. Inspired by Baraud (2002), we choose  $\pi$  to be uniform over all  $k$  sparse subsets of  $\mathbb{R}^p$  with signal strength either  $A$  or  $-A$ .

*2.1. Notation.* We provide a brief summary of notation used in the paper. For two sequences of real numbers  $a_p$  and  $b_p$ , we say  $a_p \ll b_p$  or  $a_p = o(b_p)$ , when  $\limsup_{p \rightarrow \infty} \frac{a_p}{b_p} \rightarrow 0$  and we say  $a_p \lesssim b_p$  or  $a_p = O(b_p)$  if  $\limsup_{p \rightarrow \infty} \frac{a_p}{b_p} < \infty$ . The indicator function of a set  $B$  will be denoted by  $\mathcal{I}(B)$ .

We take  $\pi$  to be uniform over all  $k$  sparse subsets of  $\mathbb{R}^p$  with signal strength either  $A$  or  $-A$ . Let  $M(k, p)$  be the collection of all subsets of  $\{1, \dots, p\}$  of size  $k$ . For each  $m \in M(k, p)$ , let  $\xi^m = (\xi_j)_{j \in m}$  be a sequence of independent Rademacher random variables taking values in  $\{+1, -1\}$  with equal probability. Given  $A > 0$  for testing (2.3), a realization from the prior distribution  $\pi$  on  $\mathbb{R}^p$  can be expressed as

$$\beta_{\xi, m} = \sum_{j \in m} A \xi_j e_j,$$

where  $(e_j)_{j=1}^p$  is the canonical basis of  $\mathbb{R}^p$  and  $m$  is uniformly chosen from  $M(k, p)$ . Since, the alternative in (2.3) allows both positive and negative directions of signal strength  $\beta_j$ , we call it a two-sided alternative. On the contrary, when we are given the extra information in (2.3) that the  $\beta_j$ 's have the same sign, then we call the alternative a one-sided alternative. A realization from a prior distribution over one-sided  $k$  sparse alternatives can be expressed as  $\sum_{j \in m} A \xi e_j$ , where  $\xi$  is a single Rademacher random variable.

For any distribution  $\pi'$  on  $M(k, p)$ , by **support**( $\pi'$ ) we mean the smallest set  $I' := \{M : M \in M(k, p)\}$  such that  $\pi'(I') = 1$ . For any distribution  $\pi^*$  over  $M(k, p)$ , we say that another distribution  $\pi_0$  over  $M(k, p)$  is equivalent to  $\pi^*$  (denoted by  $\pi_0 \sim \pi^*$ ) if  $\pi_0$  is uniform on its support and

$$\pi^*(M \notin \mathbf{support}(\pi_0)) = o(1).$$

By the support of a vector  $v \in \mathbb{R}^p$ , we mean the set  $\{j \in \{1, \dots, p\} : v_j \neq 0\}$ ; the vector  $v$  is  $Q$ -sparse if the support of  $v$  has at most  $Q$  elements. For  $i = 1 \dots, n$ , we will denote the support of the  $i^{\text{th}}$  row of  $\mathbf{X}$  by  $S_i := \{j : \mathbf{X}_{i,j} \neq 0\} \subset \{1, \dots, p\}$ . Let  $\text{BC}^l$  denote the set of all functions whose  $l^{\text{th}}$  derivative is continuous and bounded over  $\mathbb{R}$ . By  $\theta(\cdot) \in \text{BC}^l(0)$ , we mean



that the  $l^{\text{th}}$  derivative of  $\theta(\cdot)$  is continuous and bounded in a neighborhood of 0. Finally, by saying that a sequence measurable map  $\chi_{n,p}(y, \mathbf{X})$  of the data is tight, we mean that it is stochastically bounded as  $n, p \rightarrow \infty$ .

**3. Sparse Design Matrices and Non-Detectability of Signals.** In this section, we study the effects of sparsity structures of the design matrix  $\mathbf{X}$  on the detection of signals. Our key results in Theorem 3.1 below provide a sufficient condition on the sparsity structure of the  $\mathbf{X}$  which renders all tests asymptotically powerless in the sparse regime irrespective of signal strength  $A$ . This result for non-detectability is quite general and are satisfied by different classes of sparse design matrices as we discuss below. We verify the hypothesis of Theorem 3.1 in a few instances where certain global detection problems can be extremely difficult.

Let  $\pi_0 \sim \pi$  and  $R_{\pi_0}$  denote the support of  $\pi_0$ . For a sequence of positive integers  $\sigma_p$ , we say that  $j_1, j_2 \in \{1, \dots, p\}$  are “ $\sigma_p$ -mutually close” if  $|j_1 - j_2| \leq \sigma_p$ . For an  $m_1$  from  $\pi_0$  and  $N \geq 0$ , let  $R_{m_1}^N(\sigma_p)$  denote the set of all  $\{l_1, \dots, l_k\} \in R_{\pi_0}$  such that there are exactly  $N$  elements “ $\sigma_p$ -mutually close” with members of  $m_1$ .

**THEOREM 3.1.** *Let  $k = p^{1-\alpha}$  with  $\alpha > \frac{1}{2}$ . Let  $\pi_0 \sim \pi$  and  $\{\sigma_p\}$  be a sequence of positive integers with  $\sigma_p \ll p^\epsilon$  for all  $\epsilon > 0$ . Let  $m_1$  be drawn from  $\pi_0$ . Suppose that for all  $N = 0, \dots, k$  and every  $m_2$  drawn from  $\pi_0$  with  $m_2 \in R_{m_1}^N(\sigma_p)$ , the following holds for some sequence  $\delta_p > 0$ :*

$$\sum_{i=1}^n \{\mathcal{I}(\min\{|m_1 \cap S_i|, |m_2 \cap S_i|\} > 0)\} \leq N\delta_p, \quad (3.1)$$

where  $S_i$  is defined in the last paragraph of Section 2. Then if  $\delta_p \ll \log(p)$ , all tests are asymptotically powerless.

An intuitive explanation of Theorem 3.1 is as follows. If the support of  $\beta$  under the alternative does not intersect the support of a row of the design matrix  $\mathbf{X}$ , the observation corresponding to that particular row does not provide any information about the alternative hypothesis. If randomly selected draws from  $M(k, p)$  fail to intersect with the support of most of the rows, as quantified by Equation (3.1), then all tests will be asymptotically powerless irrespective of the signal strength in the alternative. In the Gaussian linear regression, the effect of a similar situation is different. We provide an intuitive explanation for a special case in Section 6. Also intuitively, the quantity  $\frac{1}{\delta_p}$  in Theorem 3.1 is a candidate for the design matrix sparsity index of  $\mathbf{X}$ . This is because if  $\frac{1}{\delta_p}$  is too large, as quantified by  $\frac{1}{\delta_p} \gg \frac{1}{\log(p)}$ ,

then all tests are asymptotically powerless in the sparse regime irrespective of the signal strength. Now we provide a few examples where condition (3.1) can be verified to hold for appropriate parameters.

**Example 1: Block Structure.** Suppose that, up to permutation of rows,  $\mathbf{X}$  can be partitioned into a block diagonal matrix consisting of  $\mathbf{G}^{(1)}, \dots, \mathbf{G}^{(M)}$  and a matrix  $\mathbf{G}$  as follows:

$$(3.2) \quad \mathbf{X} = \left[ \begin{array}{c} \mathbf{G}_{c_1 \times d_1}^{(1)} \\ \dots \\ \mathbf{G}_{c_j \times d_j}^{(j)} \\ \dots \\ \mathbf{G}_{c_M \times d_M}^{(M)} \\ \hline \mathbf{G}_{\tilde{c} \times p} \end{array} \right] \in \mathbb{R}^{n \times p}$$

where  $\tilde{c} = n - \sum_{j=1}^M c_j$ . The matrices  $\mathbf{G}, \mathbf{G}^{(1)}, \dots, \mathbf{G}^{(M)}$  are arbitrary matrices of specified dimensions. Let  $c^* = \max_{1 \leq j \leq M} c_j$  and  $l^* = \max_{1 \leq j \leq M} d_j$ . Indeed  $c^*, l^*$  and the structure of  $\mathbf{G}$  decide the sparsity of the design matrix  $\mathbf{X}$ . In Theorem 3.2 below, we provide necessary conditions on  $c^*, l^*$  and  $\mathbf{G}$  which dictate the validity of condition (3.1) and hence renders all tests asymptotically powerless irrespective of signal strength. Design matrices in sequencing association studies for rare variants generally have this structure.

**THEOREM 3.2.** *Assume that the matrix  $\mathbf{X}$  is of the form given by (3.2). Let  $k = p^{1-\alpha}$  with  $\alpha > \frac{1}{2}$  and suppose that  $|\bigcup_{i>n^*} S_i| \ll p$  where  $n^* = \sum_{j=1}^M c_j$ . Let  $l^* \ll p^\epsilon$  for all  $\epsilon > 0$ . If  $c^* \ll \log p$ , then condition (3.1) holds and thus all tests are asymptotically powerless.*

In Theorem 3.2, the condition  $|\bigcup_{i>n^*} S_i| \ll p$  is an assumption on the structure of  $\mathbf{G}$  which restricts the locations of non-zero elements of  $\mathbf{G}$ . This condition on  $\mathbf{G}$  is not tight and can be much relaxed provided one assumes further structures on  $\mathbf{G}$ . In fact, this implies that asymptotically the bulk of the information about the alternatives comes from the block diagonal part of  $\mathbf{X}$  and the information from  $\mathbf{G}$  is asymptotically negligible.

Further, intuitively,  $\frac{1}{c^*}$  is the candidate for the design matrix sparsity index. Since if  $\frac{1}{c^*}$  is too high, as quantified by  $\frac{1}{c^*} \gg \frac{1}{\log(p)}$ , then all tests

are asymptotically powerless in the sparse regime. It is natural to ask about the situation when the design matrix sparsity index is below the specified threshold of  $\frac{1}{\log(p)}$ , i.e.,  $c^* \gg \log(p)$ . To this end, it is possible to analyze the necessary and sufficient conditions on the signal strength  $A$  dictating asymptotic detectability in problem (2.3) when  $c^* \gg \log(p)$  for  $\mathbf{X}$  in (3.2) but possibly with  $|\bigcup_{i>n^*} S_i| \gg p$ . In Section 7, we provide an answer to this question when  $\mathbf{X}$  has binary entries.

**Example 2: Banded Matrix.** Suppose  $\mathbf{X}$  has the following banded structure, possibly after a permutation of its rows. Suppose there exists  $l_2 > l_1$  such that for  $i = 1, \dots, n$ ,  $X_{i,j} = 0$  for  $j < i - l_1$  or  $j > i + l_2$ . Further, let  $|\bigcup_{i>n} S_i| \ll p$ . Note that this allows design matrices  $\mathbf{X}$  which can be partitioned into a banded matrix of band-width  $l_2 - l_1$  and an arbitrary design matrix with sparsity restrictions as specified by  $|\bigcup_{i>n} S_i| \ll p$ .

**THEOREM 3.3.** *Let  $k = p^{1-\alpha}$  with  $\alpha > \frac{1}{2}$ . Suppose  $\mathbf{X}$  is a banded design matrix as described above. Suppose that  $l_2 - l_1 \ll \log(p)$ . Then condition (3.1) holds and thus all tests are asymptotically powerless.*

**4. Design Matrices.** In Section 3, we provided conditions on  $\mathbf{X}$  under which all tests are asymptotically powerless irrespective of signal strength  $A$ . To complement those results, the subsequent sections will be devoted towards analyzing situations when  $\mathbf{X}$  is not pathologically sparse and hence one can expect to study non-trivial conditions on the signal strength  $A$  that determine the complexity in (2.3). In this section we introduce certain design matrices with binary entries motivated by sequencing association studies. In subsequent sections we will derive the detection boundary for binary regression models with these design matrices.

In order to introduce the design matrices we wish to study, we need some notation. Set  $\Omega^* = \{i : |S_i| = 1\}$ . For  $j = 1, \dots, p$ , let  $\Omega_j^* = \{i \in \Omega^* : S_i = \{j\}\}$  with  $r_j = |\{i \in \Omega^* : S_i = \{j\}\}|$ . Let  $r^* = \max_{1 \leq j \leq p} r_j$  and  $r_* = \min_{1 \leq j \leq p} r_j$ . Also, let  $n^* = \sum_{j=1}^p r_j$  and  $n_* = n - n^*$ . In words, for each  $j$ ,  $\Omega_j^*$  is the collection of individuals with only one non-zero informative covariate appearing as the  $j^{\text{th}}$  covariate and  $r_j$  is the number of such individuals.

A binary design matrix, as described above, is orthogonal if and only if all of its rows have at most one non-zero element. Hence, up to a permutation of rows, any binary design matrix can be potentially partitioned as a one-way ANOVA type design and an arbitrary matrix. In particular, up to a permutation of rows, any binary design matrix is equivalent to Equation

(3.2) where each  $\mathbf{G}_{r_j \times 1}^{(j)} = (1, \dots, 1)^t$ ,  $c_j = r_j$ ,  $d_j = 1$ ,  $c^* = r^*$ ,  $l^* = 1$ ,  $\tilde{c} = n_*$  and  $\mathbf{G}$  is an arbitrary matrix with binary entries. Keeping this in mind, we have the following definitions.

DEFINITION 4.1. *A design matrix  $\mathbf{X}$  is defined as a Weakly Correlated Design with parameters  $(n^*, n_*, r^*, r_*, Q_{n,p}, \gamma_{n,p})$  if the following conditions hold:*

**C1:** *The design matrix  $\mathbf{X}_{n \times p}$  has binary entries;*

**C2:**  *$|S_i| \leq Q_{n,p}$  for all  $i = 1 \dots, n$ , for some sequence  $Q_{n,p}$ ;*

**C3:**  *$\frac{n_* Q_{n,p}^2}{r^*} \ll \gamma_{n,p}$  for some sequence  $\gamma_{n,p} \rightarrow \infty$ .*

As a special case of the above definition, we have the following definition.

DEFINITION 4.2. *A design matrix  $\mathbf{X}$  is called an ANOVA design with parameter  $r$ , and denoted by  $\mathbf{X} \in \text{ANOVA}(r)$ , if it is a Weakly Correlated Design with  $r_* = r^* = r$  and  $n_* = 0$ .*

A few comments are in order for the above set of assumptions in Definitions 4.1 and 4.2. The motivation for condition **C1** comes from genetic association studies assuming a dominant model. As our proofs will suggest, this can be easily relaxed, allowing the elements of  $\mathbf{X}$  to be uniformly bounded above and below. Condition **C2** imposes sparsity on  $\mathbf{X}$ . Finally, since the part of  $\mathbf{X}$  without  $\mathbf{G}$  is exactly orthogonal, condition **C3** restricts the deviation of  $\mathbf{X}$  from exact orthogonality. In particular, if the size of  $\mathbf{G}$  is “not too large” compared to the orthogonal part of  $\mathbf{X}$ , as we will quantify later, then the behavior of the detection problem is similar to the one with an exactly orthogonal design. In essence, this captures low correlation designs suitable for binary regression with ideas similar to low coherence designs as imposed by [Arias-Castro et al. \(2011\)](#) for Gaussian linear regression.

Because of the presence of  $\mathbf{G}$ , Weakly Correlated Designs in Definition 4.1 allow for correlated binary design matrices with sparse structures. However, condition **C3** restricts the size of  $\mathbf{G}$  (numerator) compared to the orthogonal part (denominator) by a factor of  $\gamma_{n,p}$ . Intuitively, this implies low correlation structures in  $\mathbf{X}$ . The condition **C3** restricts the effect of  $\mathbf{G}$  on the correlation structures of  $\mathbf{X}$  by not allowing too many rows compared to the size of the orthogonal part of  $\mathbf{X}$ . It is easy to see that when  $n_* Q_p \ll p$ , then since  $|\bigcup_{i \notin \Omega^*} S_i| \ll p$ , one can essentially ignore the rows outside  $\Omega^*$  using an argument similar to that in the proof of Theorem 3.2 and the problem becomes equivalent to  $\text{ANOVA}(r_*)$  designs. However, condition **C3** allows for the cases  $|\bigcup_{i \notin \Omega^*} S_i| \gg p$ . For example, if  $Q = \log(p)^b$  for some  $b > 0$ , then

as long as  $r^* \gamma_p \gg pa_p \log(p)^b$  for some sequence  $a_p \rightarrow \infty$ , one can potentially have  $n_* Q_p \gg p$  and hence the simple reduction of the problem as in proof of Theorem 3.2 is no longer possible. In order to show that the detection problem still behaves similar to an orthogonal design, one needs much subtler analysis to ignore the information about the alternative coming from the subjects corresponding to  $\mathbf{G}$  part of the design  $\mathbf{X}$ . Therefore, condition **C3** allows for a rich class of correlation structures in  $\mathbf{X}$ .

As mentioned earlier, a major motivation of design matrices considered in this paper comes from an effort to understand rare variants sequencing data. In particular, recall the Dallas Heart Study described in the Introduction. In Figure 4 we present a heat map of the genotype matrix of the subjects with at least one mutation after suitable rearrangement of subject indices with the common variant (the 53rd column) removed. The non-zero entries of the genotype matrix that represent mutations have been colored white, while the zero entries that represent no mutation are colored in black. Interestingly, the genotype matrix can be seen to be partitioned into two parts. The top of the matrix is an orthogonal block diagonal structure similar to  $\mathbf{X}$  described above, and the bottom part is a non-orthogonal sparse matrix which corresponds to  $\mathbf{G}$  in our definition. Figure 4 provides empirical evidence that the assumptions in Definition 4.1 are reasonable for design matrices in sequencing data.

In subsequent sections, we study the role of the parameter vector  $(n^*, n_*, r^*, r_*, Q_{n,p}, \gamma_{n,p})$  in deciding the detection boundary. We first present the analysis of relatively simpler ANOVA designs followed by the study of Weakly Correlated Designs. The analysis of simpler ANOVA designs provides the crux of insight for the study of detection boundary under Weakly Correlated Designs, and at the same time yields cleaner results for easier interpretation. We will demonstrate that the quantity  $\frac{1}{r}$  is the design matrix sparsity index when  $\mathbf{X} \in \text{ANOVA}(r)$ . In the case of Weakly Correlated Designs,  $r^*$  and  $r_*$  play the same role as that of  $r$  in  $\text{ANOVA}(r)$  designs. We divide our study of each design into two main sections, namely the Dense Regime ( $\alpha \leq \frac{1}{2}$ ) and the Sparse Regime ( $\alpha > \frac{1}{2}$ ). In the next section, we first introduce the tests which will be essential for attaining the optimal detection boundaries in dense and sparse regimes respectively.

**5. Tests.** We propose in this section the generalized likelihood-ratio test and a higher-criticism test for binary regression models. We begin by defining  $Z$ -statistics for Weakly Correlated Designs which will be required for introducing and analyzing upper bounds later. Also, in order to separate the information about the alternative coming from the  $\mathbf{G}$  part of  $\mathbf{X}$ , we define

a  $Z$ -statistic separately for the non-orthogonal part. With this in mind, we have the following definitions.

DEFINITION 5.1. *Let  $\mathbf{X}$  be a Weakly Correlated Design as in Definition 4.1.*

1. Define the  $j^{\text{th}}$   $Z$ -statistic as follows

$$Z_j = \sum_{i \in \Omega_j^*} y_i, \quad j = 1, \dots, p.$$

2. Letting  $\mathbf{G} = \{\mathbf{G}_{ij}\}_{n_* \times p}$  define

$$Z_j^{\mathbf{G}} = \sum_{i=n-n_*+1}^n \mathbf{G}_{ij} y_i, \quad j = 1, \dots, p$$

With these definitions we are now ready to construct our tests.

5.1. *The Generalized Likelihood Ratio Test (GLRT).* We now introduce a test that will be used to attain the detection boundary in the dense regime. Let  $Z_j$  be the  $j^{\text{th}}$   $Z$ -statistic in Definition 5.1. Then the Generalized Likelihood Ratio Test is based on the following test statistic:

$$\mathsf{T}_{\text{GLRT}} := \sum_{j=1}^p \frac{4(Z_j - \frac{r_j}{2})^2}{r_j}. \quad (5.1)$$

Under  $H_0$  we have,  $\mathbb{E}_{H_0}(\mathsf{T}_{\text{GLRT}}) = p$  and  $\text{Var}_{H_0}(\mathsf{T}_{\text{GLRT}}) = O(p)$ . Hence  $\frac{\mathsf{T}_{\text{GLRT}} - p}{\sqrt{2p}}$  is tight. Our test rejects the null when

$$\frac{\mathsf{T}_{\text{GLRT}} - p}{\sqrt{2p}} > t_p$$

for a suitable  $t_p$  to be decided later.

Note that this test only uses partial information from the data. Since we shall show that, asymptotically using this partial information is sufficient, we will not lose power in an asymptotic sense. However, from finite sample performance point of view, it is more desirable to use the following test using all the data by incorporating information from  $\mathbf{G}$  as well. This test can be viewed as a combination of GLRT statistics using the orthogonal and non-orthogonal parts of  $\mathbf{X}$  respectively. Specifically, we reject the null hypothesis

$$\text{when : } \max\left\{\frac{T_{\text{GLRT}} - p}{\sqrt{2p}}, \frac{\sum_{j=1}^p \left[ (Z_j^{\mathbf{G}})^2 - \mathbb{E}_{H_0}((Z_j^{\mathbf{G}})^2) \right]}{\sqrt{V_{H_0}(\sum_{j=1}^p (Z_j^{\mathbf{G}})^2)}}\right\} > t_p$$

Note that given a particular  $\mathbf{G}$ , the quantities  $\mathbb{E}_{H_0}\{(Z_j^{\mathbf{G}})^2\}$  and  $V_{H_0}\{\sum_{j=1}^p (Z_j^{\mathbf{G}})^2\}$  can be easily calculated by simple moment calculations of Bernoulli random variables. We do not go into specific details here. Finally, since combining correct size tests by Bonferroni correction does not change asymptotic power, our proofs about asymptotic power continue to hold for this modified GLRT without any change.

5.2. *Extended Higher Criticism Test.* Assume  $r_* \geq 2$ . Let  $R_j$  be a generic  $\text{Bin}(r_j, \frac{1}{2})$  random variable and  $\mathbb{B}_j, \overline{\mathbb{B}}_j$  respectively denote the distribution function and the survival function of  $\frac{|R_j - \frac{r_j}{2}|}{\sqrt{\frac{r_j}{4}}}$ . Hence

$$\mathbb{B}_j(t) = \mathbb{P}\left(\frac{|R_j - \frac{r_j}{2}|}{\sqrt{\frac{r_j}{4}}} \leq t\right), \quad \overline{\mathbb{B}}_j(t) = 1 - \mathbb{B}_j(t).$$

From Definition 5.1, the  $Z_j$ 's are independent  $\text{Bin}(r_j, \frac{1}{2})$  under  $H_0$  for  $j = 1, \dots, p$ . Let

$$W_p(t) = \frac{\sum_{j=1}^p \mathcal{I}\left(\frac{|Z_j - \frac{r_j}{2}|}{\sqrt{\frac{r_j}{4}}} > t\right) - \overline{\mathbb{B}}_j(t)}{\sqrt{\sum_{j=1}^p \overline{\mathbb{B}}_j(t)(1 - \overline{\mathbb{B}}_j(t))}}.$$

Now we define the Higher Criticism Test as

$$T_{\text{HC}} := \max_{t \in [1, \sqrt{3 \log(p)}] \cap \mathbb{N}} W_p(t) \quad (5.2)$$

where  $\mathbb{N}$  denotes the set of natural numbers. The next theorem provides the rejection region for the Higher Criticism Test.

**THEOREM 5.2.** *For Weakly Correlated Designs,  $\lim_{p \rightarrow \infty} \mathbb{P}_{H_0}(T_{\text{HC}} > \log(p)) = 0$ .*

Hence one can use  $(1 + \epsilon)\log(p)$  as a cutoff to construct a test based on  $T_{\text{HC}}$  for any arbitrary fixed  $\epsilon > 0$ :

$$\text{Higher Criticism Test : Reject when } T_{\text{HC}} > (1 + \epsilon)\log(p). \quad (5.3)$$

By Theorem 5.2, the above test based on  $T_{\text{HC}}$  has asymptotic type I error converging to 0. We note that, when  $r_* \gg \log(p)$ , we can obtain a rejection region of the form  $T_{\text{HC}} > \sqrt{2(1 + \epsilon)\log\log(p)}$  while maintaining asymptotic type I error control. This type of rejection region is common in the Higher Criticism literature. As we will see in Section 6, the interesting regime where the Higher Criticism Test is important is when  $r_* \gg \log(p)$ . In this regime we can have the same rejection region of the Higher Criticism as obtained in (Donoho and Jin, 2004; Hall and Jin, 2010). However, for generality we will instead work with the rejection region given by Equation (5.3).

Note that this test only uses partial information from the data. We shall show that, asymptotically, using this partial information is sufficient, we will not lose power in an asymptotic sense. However, from a finite sample performance point of view, it is more desirable to use the following test using all the data by incorporating information from  $\mathbf{G}$ . The below can be viewed as a combination of Higher Criticism Tests based on the orthogonal and non-orthogonal parts of  $\mathbf{X}$  respectively.

Specifically, letting  $g_j = \sum_{i>n^*} \mathbf{X}_{ij}$ ,  $j = 1, \dots, p$ , define the Higher Criticism type test statistic based on  $\mathbf{G}$  as

$$W_p^{\mathbf{G}}(t) = \frac{\sum_{j=1}^p \mathcal{I}\left(\frac{|Z_j^{\mathbf{G}} - \frac{g_j}{2}|}{\sqrt{\frac{g_j}{4}}} > t\right) - \mathbb{P}_{H_0}\left(\frac{|Z_j^{\mathbf{G}} - \frac{g_j}{2}|}{\sqrt{\frac{g_j}{4}}} > t\right)}{\sqrt{\text{Var}_{H_0} \sum_{j=1}^p \mathcal{I}\left(\frac{|Z_j^{\mathbf{G}} - \frac{g_j}{2}|}{\sqrt{\frac{g_j}{4}}} > t\right)}}.$$

The quantities  $\mathbb{P}_{H_0}\left\{\frac{|Z_j^{\mathbf{G}} - \frac{g_j}{2}|}{\sqrt{\frac{g_j}{4}}} > t\right\}$  and  $\text{Var}_{H_0} \sum_{j=1}^p \mathcal{I}\left\{\frac{|Z_j^{\mathbf{G}} - \frac{g_j}{2}|}{\sqrt{\frac{g_j}{4}}} > t\right\}$  can be suitably approximated based on  $\mathbf{G}$ . However, we omit the specific details here for coherence of exposition. Finally, defining  $W_p^{\text{comb}}(t) = \max\{W_p(t), W_p^{\mathbf{G}}(t)\}$ , one can follow the previous steps in defining the Higher Criticism Test with exactly similar arguments. Since combining correct size tests by Bonferroni correction does not change asymptotic power, the proofs concerning the power of the resulting test goes through with similar arguments. We omit the details here.

**6. Detection Boundary and Asymptotic Analysis for ANOVA Designs.** We begin by noting that the ANOVA( $r$ ) designs can be equivalently cast as a problem of testing homogeneity among  $p$  different binomial populations with  $r$  trials each. Suppose

$$y_j \sim \text{Bin}\left(r, \frac{1}{2} + \nu_j\right) \text{ independent for } j = 1, \dots, p. \quad (6.1)$$



Let  $\nu = (\nu_1, \dots, \nu_p)^t$ . For some  $\Delta \in (0, \frac{1}{2}]$ , we are interested in testing the global null hypothesis

$$H_0 : \nu = 0 \text{ vs } H_1 : \nu \in \Xi_k^\Delta = \{\nu \in R_k^p : \min\{|\nu_j| : \nu_j \neq 0\} \geq \Delta\}. \quad (6.2)$$

When  $\mathbf{X} \in \text{ANOVA}(r)$ , models (2.1) and (6.1) are equivalent with  $\eta_j = \theta(\beta_j) - \frac{1}{2}$ . Hence, sparsity in  $\beta$  is equivalent to sparsity in  $\nu$  in the sense that  $\beta \in R_k^p$  if and only if  $\nu \in R_k^p$ . Further, the rate of  $\Delta$ , which determines the asymptotic detectability of (6.2), can be related to the rate of  $A$ , which determines detectability in (2.3) when the link function  $\theta$  is continuously differentiable in a neighborhood around 0.

REMARK 6.1. When  $\theta$  is the distribution function for a uniform random variable  $U(-\frac{1}{2}, \frac{1}{2})$ , then  $\nu_j = \beta_j$  for all  $j = 1, \dots, p$ . Hence, the detection boundary in problem (6.2) follows from that in problem (2.3) by taking  $\theta$  to be the distribution function of  $U(-\frac{1}{2}, \frac{1}{2})$ , *i.e.*,  $\theta(x) = (x + \frac{1}{2}) \mathcal{I}(-\frac{1}{2} < x < \frac{1}{2})$ .

REMARK 6.2. The prior  $\pi_{\text{eq}}$  that we will use for testing for the binomial homogeneity of proportions is as follows. For each  $m \in M(k, p)$ , let  $\xi^m = (\xi_j)_{j \in m}$  be a sequence of independent Rademacher random variables taking values in  $\{+1, -1\}$  with equal probability. Given  $\Delta \in (0, \frac{1}{2})$  for testing (6.2), a realization from the prior distribution  $\pi_{\text{eq}}$  on  $\mathbb{R}^p$  can be expressed as  $\nu_{\xi, m} = \sum_{j \in m} \Delta \xi_j e_j$ , where  $(e_j)_{j=1}^p$  is the canonical basis of  $\mathbb{R}^p$  and  $m$  is uniformly chosen from  $M(k, p)$ . Note that given the prior  $\pi$  on  $\beta = (\beta_1, \dots, \beta_p)^r$  discussed earlier,  $\pi_{\text{eq}}$  is the prior induced on  $\nu = (\nu_1, \dots, \nu_p)^t$  with  $\frac{1}{2} + \nu_j = \theta(\beta_j)$  for  $j = 1 \dots, p$ .

Owing to Remark 6.1, one can deduce the detection boundary of the binomial proportion model (6.1) from the detection boundary in ANOVA( $r$ ) designs. However, for the sake of easy reference, we provide the detection boundaries for both models. Before proceeding further, we first state a simple result about ANOVA designs, a part of which directly follows from Theorem 3.1. Note that ANOVA(1) design corresponds to the case when the design matrix is identity  $I_{p \times p}$ . Unlike Gaussian linear models, for binary regression, when the design matrix is identity, for two-sided alternatives, all tests are asymptotically powerless irrespective of sparsity (*i.e.*, in both dense and sparse regimes) and signal strengths. Such a result arises for  $r = 1$  because we allow the alternative to be two-sided.

In the modified problem where one only considers the one-sided alternatives, all tests still remain asymptotically powerless irrespective of signal strengths when  $r = 1$  in the sparse regime, *i.e.*, when  $\alpha > \frac{1}{2}$ . However in the

dense regime, *i.e.*, when  $\alpha \leq \frac{1}{2}$ , the problem becomes non-trivial and the test based on the total number of successes attains the detection boundary. The detection boundary for this particular problem is provided in Theorem 6.3 part 2(b). Also, in the one-sided problem, the Bayes Test can be explicitly evaluated and quite intuitively turns out to be a function of the total number of successes. In the next theorem, we collect all these results. The proof of the Theorem can be found in the supplementary material.

**THEOREM 6.3.** *Assume  $\mathbf{X} \in \text{ANOVA}(1)$ , which assumes  $r = 1$  and  $\mathbf{X} = I$ . Then the following holds for both the problems (2.3) and (6.2).*

1. *For two-sided alternatives all tests are asymptotically powerless irrespective of sparsity and signal strength.*
2. *For one-sided alternatives :*
  - (a) *suppose  $\theta \in \text{BC}^1(0)$ , which is defined in Section 2.1. Then in the dense regime ( $\alpha \leq \frac{1}{2}$ ), all tests are asymptotically powerless if  $\frac{A^2}{p^{1-2\alpha}} \rightarrow 0$  in problem (2.3) or  $\frac{\Delta^2}{p^{1-2\alpha}} \rightarrow 0$  in problem (6.2). Further if  $\frac{A^2}{p^{1-2\alpha}} \rightarrow \infty$  in problem (2.3) or  $\frac{\Delta^2}{p^{1-2\alpha}} \rightarrow \infty$  in problem (6.2), then the test based on the total number of successes ( $\sum_{i=1}^p y_i$ ) is asymptotically powerful.*
  - (b) *in sparse regime ( $\alpha > \frac{1}{2}$ ), all tests are asymptotically powerless.*

The case of two-sided of alternatives when  $r = 1$  can indeed be understood in the following way. Under the null hypothesis, each  $y_i$  is an independent Bernoulli(1/2) random variable and under the prior on the alternative which allows each  $\beta_i$  to be  $+A$  or  $-A$  with probability  $\frac{1}{2}$ , the  $y_i$ 's are again independent Bernoulli(1/2) random variables. So of course there is no way to distinguish them based on the observations  $y_i$ 's when the  $\beta$  is generated according to the prior mentioned earlier. Our proof is based on this heuristic. However, the above argument is invalid even for  $r > 1$  and one can expect non-trivial detectability conditions on  $A$  when  $r > 1$ . In the dense regime we observe that simply  $r > 1$  is enough for this purpose. However, the sparse regime requires a more delicate approach in terms of the effect of  $r > 1$ .

**REMARK 6.4.** Note that Theorem 6.3, other than part 2(a), requires no additional assumption on  $\theta$  other than the symmetry requirement in Equation (2.2).

6.1. *Dense Regime ( $\alpha \leq \frac{1}{2}$ ).* The detection complexity in the dense regime with  $r > 1$  matches the Gaussian linear model case. Interestingly, just

by increasing 1 observation per treatment from the identity design matrix scenario, the detection boundary changes completely. The following theorem provides the lower and upper bound for the dense regime when  $r > 1$ .

**THEOREM 6.5.** *Let  $\mathbf{X} \in \text{ANOVA}(r)$ . Let  $k = p^{1-\alpha}$  with  $\alpha \leq \frac{1}{2}$  and the block size/binomial denominator  $r > 1$ .*

1. *Consider the model (2.1) and the testing problem given by (2.3). Assume  $\theta \in \text{BC}^1(0)$ . Then*
  - (a) *If  $A \ll \sqrt{\frac{p^{1/2}}{kr}}$ , then all tests are asymptotically powerless.*
  - (b) *If  $A \gg \sqrt{\frac{p^{1/2}}{kr}}$ , then the GLRT is asymptotically powerful.*
2. *Consider model (6.1) and the testing problem (6.2). Then*
  - (a) *If  $\Delta \ll \sqrt{\frac{p^{1/2}}{kr}}$ , then all tests are asymptotically powerless.*
  - (b) *If  $\Delta \gg \sqrt{\frac{p^{1/2}}{kr}}$ , then the GLRT is asymptotically powerful.*

Also when  $\frac{A^2 kr}{\sqrt{p}}$  or  $\frac{\Delta^2 kr}{\sqrt{p}}$  remains bounded away from 0 and  $\infty$ , the asymptotic power of GLRT remains bounded between 0 and 1. The upper and lower bound rates of the minimum signal strength match with that of [Arias-Castro et al. \(2011\)](#) and [Ingster, Tsybakov and Verzelen \(2010\)](#).

6.2. *Sparse Regime* ( $\alpha > \frac{1}{2}$ ). Unlike the dense regime, the sparse regime depends more heavily on the value of  $r$ . The next theorem quantifies this result; it shows that in the sparse regime if  $r \ll \log(p)$ , then all tests are asymptotically powerless. Indeed this can be argued from [Theorem 3.1](#) and [3.2](#). However, for the sake of completeness we provide it here.

**THEOREM 6.6.** *Let  $k = p^{1-\alpha}$  with  $\alpha > \frac{1}{2}$ . If  $r \ll \log(p)$ , then for both the problems and (2.3) and (6.2), all tests are asymptotically powerless.*

**REMARK 6.7.** [Theorem 6.6](#) requires no additional smoothness assumption on  $\theta$  other than the symmetry requirement in [Equation \(2.2\)](#).

Thus, for the rest of this section we consider the case where  $k \ll \sqrt{p}$  and  $r \gg \log(p)$ . We first divide our analysis into two parts, where we study the lower bound and upper bound of the problem separately.

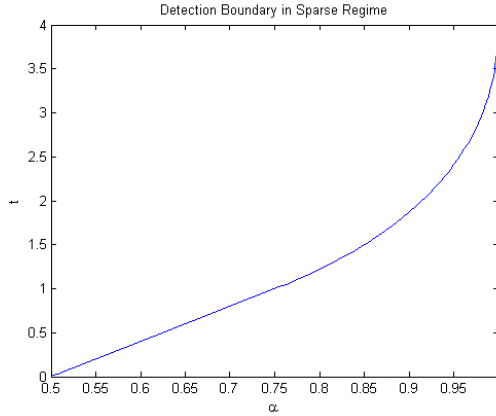


FIG 1. Detection boundary  $t = \rho_{\text{binary}}^*(\alpha)$  in the sparse regime when  $\theta$  corresponds to logistic regression. The detectable region is  $t > \rho_{\text{binary}}^*(\alpha)$ , and the undetectable region is  $t < \rho_{\text{binary}}^*(\alpha)$ . The blue curve corresponds to  $t = \rho_{\text{binary}}^*(\alpha)$

6.2.1. *Lower Bound.* To introduce a sharp lower bound in the regime where  $\alpha > \frac{1}{2}$  and  $r \gg \log(p)$  in the binary regression model (2.1) and the testing problem (2.3) for the ANOVA( $r$ ) design, we define the following functions. Figure 1 provides a graphical representation of the detection boundary. Define

$$(6.3) \quad \rho_{\text{binary}}^*(\alpha) = \begin{cases} \frac{(\alpha - \frac{1}{2})}{4(\theta'(0))^2} & \text{if } \frac{1}{2} < \alpha < \frac{3}{4}, \\ \frac{(1 - \sqrt{1 - \alpha})^2}{4(\theta'(0))^2} & \text{if } \alpha \geq \frac{3}{4}. \end{cases}$$

This is the same as the Gaussian detection boundary (1.1) multiplied by  $1/4(\theta'(0))^2$ . The reason for the appearance of the factor  $1/4(\theta'(0))^2$  is that the Fisher Information for a single Bernoulli sample under binary regression model (2.1) is equal to  $\sqrt{4(\theta'(0))^2}$ .

For every  $j \in \{1, \dots, p\}$ , we have

$$\hat{\beta}_j^{\text{MLE}} \xrightarrow{d} N(\beta_j, \sigma_j^2)$$

where  $\sigma_j^2 = 4(\theta'(0))^2$  under  $H_0$  and  $\sigma_j^2 \approx 4(\theta'(0))^2$  under  $H_1$ . To see this, note that under  $H_1$  we have  $\sigma_j^2 = (\frac{1}{2} + \delta)(\frac{1}{2} - \delta) \approx 4\theta'(0)$  where  $\delta > 0$  is small and denotes a departure of the Bernoulli proportion from the null value of  $\frac{1}{2}$ , *i.e.*, under  $H_1$ , the outcomes corresponding to the signals follow Bernoulli( $\frac{1}{2} + \delta$ ) or Bernoulli( $\frac{1}{2} - \delta$ ). This implies  $\sqrt{\frac{1}{4(\theta'(0))^2}} \hat{\beta}$  should yield a detection boundary similar to the multivariate Gaussian model case.

For the detection boundary in the corresponding binomial proportion model (6.1) and the testing problem (6.2), we define the following function

$$(6.4) \quad \rho_{\text{binomial}}^*(\alpha) = \begin{cases} \frac{(\alpha - \frac{1}{2})}{4} & \text{if } \frac{1}{2} < \alpha < \frac{3}{4} \\ \frac{(1 - \sqrt{1 - \alpha})^2}{4} & \text{if } \alpha \geq \frac{3}{4} \end{cases}$$

The following theorem provides the exact lower boundary for the ANOVA( $r$ ) designs for the binary regression model as well as the corresponding binomial problem.

**THEOREM 6.8.** *Let  $\mathbf{X} \in \text{ANOVA}(r)$ . Suppose  $r \gg \log(p)$  and  $k = p^{1-\alpha}$  with  $\alpha > \frac{1}{2}$ .*

1. *Consider the binary regression model (2.1) and the testing problem (2.3). Further suppose that  $\theta \in \text{BC}^2(0)$ . Let  $A = \sqrt{\frac{2t \log(p)}{r}}$ . If  $t < \rho_{\text{binary}}^*(\alpha)$ , all tests are asymptotically powerless.*
2. *Consider the binomial model (6.1) and the testing problem (6.2). Let  $\Delta = \sqrt{\frac{2t \log(p)}{r}}$ . If  $t < \rho_{\text{binomial}}^*(\alpha)$ , all tests are asymptotically powerless.*

**REMARK 6.9.** As mentioned in the Introduction, the analysis turns out to be surprisingly nontrivial since it seems not possible to simply reduce the calculations to the Gaussian case by doing a Taylor expansion of  $L_\pi$  around  $\beta = 0$ . In particular, a natural approach to analyze these problems is to expand the integrand of  $L_\pi$  by a Taylor series around  $\beta = 0$  and thereby reducing the analysis to calculations in the Gaussian situation and a subsequent analysis of the remainder term. However in order to find the sharp detection boundary, the analysis of the remainder term turns out to be very complicated and non-trivial. Thus our proof to Theorem 6.8 is not a simple application of results from the Gaussian linear model.

**6.2.2. Upper Bound.** According to Theorem 6.8, all tests are asymptotically powerless if  $t < \rho_{\text{binary}}^*(\alpha)$  in the sparse regime. In this section we introduce tests which reach the lower bound discussed in the previous section. We divide our analysis into two subsections. In Section 6.2.2.1, we study the Higher Criticism Test defined by (5.2) which is asymptotically powerful as soon as  $t > \rho_{\text{binary}}^*(\alpha)$  in the sparse regime. In Section 6.2.2.3, we discuss a more familiar Max Test or Minimum p-value test which attains the sharp detection boundary only for  $\alpha \geq \frac{3}{4}$ .

*6.2.2.1. The Higher Criticism Test.* In this section, we study the version of Higher Criticism introduced in Section 6.2. Recall, we have by Theorem 5.2 that the type I error of the Higher Criticism Test, as defined by Equation (5.3), converges to 0. The next theorem states the optimality of the Higher Criticism Test as soon as the signal strength exceeds the detection boundary.

**THEOREM 6.10.** *Let  $\mathbf{X} \in \text{ANOVA}(r)$ . Suppose  $r \gg \log(p)$  and  $k = p^{1-\alpha}$  with  $\alpha > \frac{1}{2}$ .*

1. *Consider the binary regression model (2.1) and the testing problem (2.3). Further suppose that  $\theta \in \text{BC}^2(0)$ . Let  $A = \sqrt{\frac{2t \log(p)}{r}}$ . If  $t > \rho_{\text{binary}}^*(\alpha)$ , then the Higher Criticism Test is asymptotically powerful.*
2. *Consider the binomial model (6.1) and the testing problem (6.2). Let  $\Delta = \sqrt{\frac{2t \log(p)}{r}}$ . If  $t > \rho_{\text{binomial}}^*(\alpha)$ , then the Higher Criticism Test is asymptotically powerful.*

*6.2.2.2. Comparison with the Original Higher Criticism Test.* We begin by providing a slight simplification of  $T_{\text{HC}}$  in  $\text{ANOVA}(r)$  designs. Let  $S$  be a generic  $\text{Bin}(r, \frac{1}{2})$  random variable and  $\mathbb{B}, \bar{\mathbb{B}}$  respectively denote the distribution function and the survival function of  $\frac{|S - \frac{r}{2}|}{\sqrt{\frac{r}{4}}}$ . Hence

$$\mathbb{B}(t) = \mathbb{P}\left(\frac{|S - \frac{r}{2}|}{\sqrt{\frac{r}{4}}} \leq t\right), \quad \bar{\mathbb{B}}(t) = 1 - \mathbb{B}(t).$$

In the case of  $\text{ANOVA}(r)$  designs  $W_p(t) = \sqrt{p} \frac{\bar{\mathbb{F}}_p(t) - \bar{\mathbb{B}}(t)}{\sqrt{\bar{\mathbb{B}}(t)(1 - \bar{\mathbb{B}}(t))}}$ . The original Higher Criticism Test as defined by Donoho and Jin (2004) can also be calculated as a maximum over some appropriate function of p-values. By that token, ideally we would like to define the Higher Criticism Test statistic as

$$T_{\text{HC}}^{\text{Ideal}} = \sup_{0 < t < \frac{r}{2}} W_p(t).$$

However due to difficulties in calculating the null distribution for deciding a cut-off for the rejection region, we instead work with a discretized version of it. We detail this below in the context of  $\text{ANOVA}(r)$  designs. Define the  $j^{\text{th}}$  p-value as  $q_j = \mathbb{P}(|\text{Bin}(r, \frac{1}{2}) - \frac{r}{2}| > |Z_j - \frac{r}{2}|)$  for  $1, \dots, p$  and let  $q_{(1)}, \dots, q_{(p)}$  be the ordered p-values based on exact Binomial distribution probabilities. Define

$$T'_{\text{HC}} = \max_{1 \leq j \leq p} \sqrt{p} \frac{\frac{j}{p} - q_{(j)}}{\sqrt{q_{(j)}(1 - q_{(j)})}}.$$

It is difficult to analyze the distribution of  $T'_{\text{HC}}$  under the null to decide a valid cut-off for testing. The following proposition yields a relationship between  $T_{\text{HC}}$ ,  $T_{\text{HC}}^{\text{Ideal}}$  and  $T'_{\text{HC}}$ .

PROPOSITION 6.11. *Let  $|Z - \frac{r}{2}|_{(j)}$  denote the  $j^{\text{th}}$  order statistics based on  $|Z_i - \frac{r}{2}|$ ,  $i = 1, \dots, p$ . For  $t$  such that  $|Z - \frac{r}{2}|_{(p-j)} \leq t < |Z - \frac{r}{2}|_{(p-j+1)}$ , we have*

$$\sqrt{p} \frac{\bar{\mathbb{F}}_p(t) - \bar{\mathbb{B}}(t)}{\sqrt{\bar{\mathbb{B}}(t)(1 - \bar{\mathbb{B}}(t))}} \leq \sqrt{p} \frac{\frac{j}{p} - q_{(j)}}{\sqrt{q_{(j)}(1 - q_{(j)})}}.$$

Hence from Proposition 6.11, we observe that we have the following inequality

$$T'_{\text{HC}} \geq T_{\text{HC}}^{\text{Ideal}} \geq T_{\text{HC}}. \quad (6.5)$$

This unlike the results in [Donoho and Jin \(2004\)](#) and [Cai, Jeng and Jin \(2011\)](#), where the leftmost inequality is an equality. Therefore, it is worth further comparing the above discussion to the Higher Criticism Test introduced by [\(Donoho and Jin, 2004; Hall and Jin, 2010\)](#) in the Gaussian framework. In the case of orthogonal Gaussian linear models,  $T_{\text{HC}}$ ,  $T'_{\text{HC}}$  and  $T_{\text{HC}}^{\text{Ideal}}$  are defined by standard normal survival functions and p-values respectively and one uses  $Z_j$  instead of  $\frac{Z_j - \frac{r}{2}}{\sqrt{\frac{r}{4}}}$  in the definition of  $T_{\text{HC}}$ . This yields that in the Gaussian framework the leftmost inequality of (6.5) is an equality. Moreover under the framework, standard empirical process results for continuous distribution functions yield asymptotics for  $T_{\text{HC}}^{\text{Ideal}}$  under the null. Therefore in the Gaussian case the uncountable supremum in the definition of  $T_{\text{HC}}^{\text{Ideal}}$  is attained and the statistic is algebraically equal to a maximum over finitely many functions of p-values, namely,  $T'_{\text{HC}}$ . However due to the possibility of strict inequality in Proposition 6.11 for the Binomial distribution, we cannot reduce our computation to p-values as in the Gaussian case. Although it is true that marginally each  $q_j$  is stochastically smaller than a  $U(0, 1)$  random variable, we are unable to find a suitable upper bound for the rate of  $T'_{\text{HC}}$  since it also depends on the joint distribution of  $q_{(1)}, \dots, q_{(p)}$ . It might be possible to estimate the gaps between  $T'_{\text{HC}}$ ,  $T_{\text{HC}}^{\text{Ideal}}$  and  $T_{\text{HC}}$ , but since this is not essential for our purpose, we do not attempt this.

*6.2.2.3. Rate Optimal Upper Bound: Max Test.* A popular multiple comparison procedure is the minimum p-value test. In the context of Gaussian linear regression, [Donoho and Jin \(2004\)](#) and [Arias-Castro et al. \(2011\)](#)

showed that the minimum p-value test reaches the sharp detection boundary if and only if  $\alpha \geq \frac{3}{4}$ . In this section, we introduce and study the minimum p-value test in binary regression models.

As before define the  $j^{\text{th}}$  p-value as

$$q_j = \mathbb{P}(|\text{Bin}(r, \frac{1}{2}) - \frac{r}{2}| > |Z_j - \frac{r}{2}|)$$

for  $j = 1, \dots, p$  and let  $q_{(1)}, \dots, q_{(p)}$  be the ordered p-values. We will study the test based on the minimum p-value  $q_{(1)}$ . Note that it is equivalent to study the test based on the statistic

$$\max_{1 \leq j \leq p} W_j, \quad W_j = \frac{|Z_j - \frac{r}{2}|}{\sqrt{\frac{r}{4}}}.$$

From now on, we will call this the Max Test. In the following theorem, we show that similar to Gaussian linear models, for binary regression, the Max Test attains the sharp detection boundary if and only if  $\alpha \geq \frac{3}{4}$ . However if one is interested in rate optimal testing, *i.e.*, only the rate or order of the detection boundary rather than the exact constants, the Max Test continues to perform well in the entire sparse regime.

**THEOREM 6.12.** *Let  $\mathbf{X} \in \text{ANOVA}(r)$ . Suppose  $r \gg (\log r)^2 \log(p)$  and  $k = p^{1-\alpha}$  with  $\alpha > \frac{1}{2}$ .*

1. *Suppose  $\theta \in \text{BC}^2(0)$  and let  $A = \sqrt{\frac{2t \log(p)}{r}}$ . Set*

$$\rho_{\text{Max, binary}}^*(\alpha) = \frac{(1 - \sqrt{1 - \alpha})^2}{4(\theta'(0))^2}.$$

*Then in the model (2.1) and problem (2.3) one has the following.*

- (a) *If  $t > \rho_{\text{Max, binary}}^*(\alpha)$ , then the Max Test is asymptotically powerful.*
  - (b) *If  $t < \rho_{\text{Max, binary}}^*(\alpha)$ , then the Max Test is asymptotically powerless.*
2. *Let  $\Delta = \sqrt{\frac{2t \log(p)}{r}}$ . Set  $\rho_{\text{Max, binomial}}^*(\alpha) = \frac{(1 - \sqrt{1 - \alpha})^2}{4}$ . Then in the model (6.1) and problem (6.2) one has the following.*
    - (a) *If  $t > \rho_{\text{Max, binomial}}^*(\alpha)$ , then the Max Test is asymptotically powerful.*
    - (b) *If  $t < \rho_{\text{Max, binomial}}^*(\alpha)$ , then the Max Test is asymptotically powerless.*



Theorem 6.12 implies that the detection boundary for the Max Test matches the detection boundary of the Higher Criticism Test only for  $\alpha \geq \frac{3}{4}$ . For  $\alpha < \frac{3}{4}$ , the detection boundary of the Max Test lies strictly above that of the Higher Criticism Test. Hence the Max Test fails to attain the sharp detection boundary in the moderate sparsity regime,  $\alpha < \frac{3}{4}$ . Thus if one is certain of high sparsity it can be reasonable to use the Max Test whereas the Higher Criticism Test performs well throughout the sparse regime. It is worth noting that the requirement  $r \gg (\log(r))^2 \log(p)$  is a technical constraint and can be relaxed. In most situations, it does not differ much from the actual necessary condition  $r \gg \log(p)$  and hence we use  $r \gg (\log(r))^2 \log(p)$  for proving Theorem 6.12.

**7. Detection Boundary and Asymptotic Analysis for Weakly Correlated Designs .** In this section, we study the role of the parameter vector  $(n^*, n_*, r^*, r_*, Q_{n,p}, \gamma_{n,p})$  in deciding the detection boundary for Weakly Correlated Designs defined in Definition 4.1. For the sake of brevity, we will often drop the subscripts  $n, p$  from  $Q$  and  $\gamma$  when there is no confusion. Recall  $\Omega^*$  from Section 4.

If we just concentrate on the observations corresponding to the rows with index in  $\Omega^*$ , we have an orthogonal design matrix similar to ANOVA( $r$ ) designs. Our proofs of lower bounds in both dense and sparse regimes and also the test statistics proposed for the attaining the sharp upper bound is motivated by this fact. Similar to ANOVA( $r$ ) designs, we divide our analysis into the dense and sparse regimes. Also, owing to the possible non-orthogonality of  $\mathbf{X}$  for Weakly Correlated Designs, we cannot directly reduce this problem to testing homogeneity of binomial proportions as in (6.2). So, henceforth we will be analyzing model (2.1) and corresponding testing problem (2.3). However, as we shall see, under certain combinations of  $(n^*, n_*, r^*, r_*, Q, \gamma)$ , one can essentially treat the problem as an orthogonal design like in ANOVA( $r$ ) designs. This is explained in the following two sections.

7.1. *Dense Regime* ( $\alpha \leq \frac{1}{2}$ ). We recall the definition of the GLRT from Equation (5.1). The following theorem provides the lower and upper bound for the dense regime.

**THEOREM 7.1.** *Let  $\mathbf{X}$  be a Weakly Correlated Design as in Definition 4.1. Suppose Let  $k = p^{1-\alpha}$  with  $\alpha > \frac{1}{2}$  and  $r_* > 1$ . Assume  $\theta \in \text{BC}^2(0)$  and set  $\gamma = p^{\frac{1}{2}-\alpha}$ . Then we have the following.*

1. If  $A \ll \sqrt{\frac{p^{1/2}}{kr_*}}$ , then all tests are asymptotically powerless.
2. If  $A \gg \sqrt{\frac{p^{1/2}}{kr_*}}$ , then the GLRT is asymptotically powerful.

We note that the form of the detection boundary is exactly same as that in Theorem 6.5 for ANOVA( $r$ ) designs with  $r^*$  and  $r_*$  playing the role of  $r$ . This implies that when  $n_*Q^2$  is not too large ( $\frac{n_*Q^2}{r^*} \ll \gamma = p^{\frac{1}{2}-\alpha}$ ), we can still recover the same results as in ANOVA( $r$ ) designs because the columns of the design matrix are weakly correlated.

7.2. *Sparse Regime* ( $\alpha > \frac{1}{2}$ ). Unlike the dense regime, the sparse regime depends more heavily on the values of  $r^*$  and  $r_*$ . The next theorem quantifies this result; it shows that in the sparse regime if  $r^* \ll \log(p)$ , then all tests are asymptotically powerless. This result is analogous to Theorem 6.6 for ANOVA( $r$ ) designs. Indeed this can be argued from Theorem 3.1 and 3.2. However, for the sake of completeness we provide it here.

**THEOREM 7.2.** *Let  $\mathbf{X}$  be a Weakly Correlated Design as in Definition 4.1. Let  $k = p^{1-\alpha}$  with  $\alpha > \frac{1}{2}$  and let  $|\bigcup_{i \notin \Omega^*} S_i| \ll p$ . If  $r^* \ll \log(p)$ , then all tests are asymptotically powerless.*

**REMARK 7.3.** The condition  $|\bigcup_{i \notin \Omega^*} S_i| \ll p$ , restricts the location of non-zero elements in the support of rows of  $\mathbf{X}$  when the row has more than one non-zero element. This restriction imposes a structure on the deviation of  $\mathbf{X}$  from orthogonality. As the proof of Theorem 7.2 will suggest, this condition ensures that the assumptions of Theorem 3.1 hold and hence renders all tests asymptotically powerless irrespective of signal strength.

The following theorem provides the value of  $\gamma$  that is defined in Condition C.3 in Definition 4.1, to ensure the results parallel to Theorem 6.8. Not surprisingly, the test attaining the sharp lower bound turns to be the version of the Higher Criticism Test introduced in Section 6. Similar to the ANOVA( $r$ ) design, it is also possible to introduce and study the Max Test which attains the sharp detection boundary only for  $\alpha \geq \frac{3}{4}$ . However, we omit this since it can be easily derived from the existing arguments.

**THEOREM 7.4.** *Let  $\mathbf{X}$  be a Weakly Correlated Design as in Definition 4.1 and  $k = p^{1-\alpha}$  with  $\alpha > \frac{1}{2}$ . Suppose  $r_* \gg \log(p)$ ,  $\gamma = \log(p)$ , where  $\gamma$  is defined in Definition 4.1. Further suppose that  $\theta \in \text{BC}^2(0)$ .*

1. Let  $A = \sqrt{\frac{2t \log(p)}{r^*}}$ . If  $t < \rho_{\text{binary}}^*(\alpha)$ , then all tests are asymptotically powerless.
2. Let  $A = \sqrt{\frac{2t \log(p)}{r^*}}$ . If  $t > \rho_{\text{binary}}^*(\alpha)$ , then the Higher Criticism Test is asymptotically powerful.

REMARK 7.5. The assumptions on the design matrix in Theorem 7.4 is weaker than the assumptions in Theorem 7.2. In particular, one is allowed to go beyond  $|\bigcup_{i \notin \Omega^*} S_i| \ll p$  in Theorem 7.2 as long as the condition **C3** is satisfied with  $\gamma = \log(p)$ . This is expected since the conditions under which all tests are asymptotically powerless irrespective of sample size are often more stringent.

REMARK 7.6. Theorem 7.4 states that the Higher Criticism Test attains the sharp detection boundary in the sparse regime. Note that the difference in the denominators of  $A$  in the statement of upper and lower bound in Theorem 7.4 is unavoidable and the difference vanishes asymptotically if  $r^*/r_* \rightarrow 1$ . This is expected since the detection boundary depends on the column norms of the design matrix.

**8. Simulation Studies.** We complement our study with some numerical simulations which illustrate the empirical performance of the test statistics described in earlier sections for finite sample sizes. Since detection complexity of the general weakly correlated binary design matrices depend on the behavior of ANOVA( $r$ ) type designs, we only provide simulations for strong one-way ANOVA type design. Let  $X$  be a balanced design matrix with  $p = 10000$  covariates and  $r$  replicates per covariate. For different values of sparsity index  $\alpha \in (0, 1)$  and  $r$  we study the performance of Higher Criticism Test, GLRT and Max Test respectively for different values of  $t$ , where  $t$  which corresponds to  $A = \sqrt{\frac{2(\rho_{\text{logistic}}^*(\alpha) + t)\log(p)}{r}}$ .

Following Arias-Castro et al. (2011), the performance of each of the three methods is computed in terms of the empirical risk defined as the sum of probabilities of type I and II errors achievable across all thresholds. The errors are averaged over 300 trials. Even though the theoretical calculation of null distribution of the Higher Criticism Test statistic computed from p-values remains a challenge, we found that using the p-value based statistic  $\max_{1 \leq j \leq \frac{p}{2}} \sqrt{p} \frac{\frac{j}{p} - q_{(j)}}{\sqrt{q_{(j)}(1 - q_{(j)})}}$  yielded expected results similar to our version of discretized Higher Criticism.

To be precise, the performance of the test based on  $\max_{1 \leq j \leq \frac{p}{2}} \sqrt{p} \frac{\frac{j}{p} - q_{(j)}}{\sqrt{q_{(j)}(1 - q_{(j)})}}$  was similar to the performance of the test based on  $T_{\text{HC}}$  defined in Section 4.3.3. Note that this statistic is different from  $T'_{\text{HC}}$  in that the maximum is taken over the the first  $\frac{p}{2}$  elements instead of all  $p$  of them. The main reason for this is the fact that, as noted by Donoho and Jin (2004), the information about the signal in the sample lies away from the extreme p-values. The

GLRT is based on  $T_{\text{GLRT}}$  as defined in Section 4.1 and the Max Test is based on the test statistic defined in Section 4.2.5.

The results are reported in Figure 2 and Figure 3. For  $r = \sqrt{\log(p)} \ll \log(p)$  and  $k = 2, 7$  which corresponds to  $k \ll \sqrt{p}$ , *i.e.*, the sparse regime, we can see that all tests are asymptotically powerless in Figure 2 which is expected from the theoretical results. However, even when  $r = \lceil \sqrt{\log(p)} \rceil \ll \log(p)$ , for the dense regime, and  $k = 159$  and 631, we see from Figure 2 that the GLRT is asymptotically powerful whereas the other two tests are asymptotically powerless. Once  $r$  is much larger than  $\log(p)$  in Figure 3, our observations are similar to Arias-Castro et al. (2011). Here we employ simulations for  $k = 2, 7, 40$  which correspond to the sparse regime and for  $k = 159$  which corresponds to the dense regime. We note that the performance of GLRT improves very quickly as the sparsity decreases and begins dominating the Max Test. The performance of the Max Test follows the opposite pattern with errors of testing increasing as  $k$  increases. The Higher Criticism Test, however, continues to have good performance across the different sparsity levels once  $r \gg \log(p)$ .

**9. Discussions.** In this paper we study testing of the global null hypothesis against sparse alternatives in the context of general binary regression. We show that, unlike Gaussian regression, the problem depends not only on signal sparsity and strength, but also heavily on a design matrix sparsity index. We provide conditions on the design matrix which render all tests asymptotically powerless irrespective of signal strength. In the special case of design matrices with binary entries and certain sparsity structures, we derive the lower and upper bounds for the testing problem in both dense (rate optimal) and sparse regimes (sharp including constants). In this context, we also develop a version of the Higher Criticism Test statistic applicable for binary data which attains the sharp detection boundary in the sparse regime.

In this paper, we constructed tests by combining tests based on Z-statistics from the orthogonal part and the non-orthogonal part of the  $\mathbf{X}$ . In particular, we combine procedures based on  $Z_j$  and  $Z_j^{\mathbf{G}}$  separately. This helps us achieve optimal rates for upper bounds on testing errors under the same conditions required for lower bounds in these problems. Indeed, one can consider constructing GLRT and Higher Criticism Test using Z-statistics constructed based on whole  $\mathbf{X}$ , *i.e.*, based on  $Z_j^{\mathbf{X}} = X_j^T y$ ,  $j = 1, \dots, p$  directly. We could obtain similar results based on the combined Z-statistics under stronger structural assumptions on  $\mathbf{G}$  than what we require here. For the sake of compactness we omit those results here and plan to study them

in more detail in future research.

The study of detection boundaries associated with binary regression models for a general design matrix is much more delicate. We allow in this paper for a more general sparse design when the non-orthogonal columns of the design matrix are sufficiently sparse and the number of subjects with multiple non-zero entries in the design matrix are not too large. Future research is needed to extend the results to a general design matrix allowing a stronger correlation among the covariates  $X_j$ 's.

## References.

- ARIAS-CASTRO, E., CANDÈS, E. J., PLAN, Y. et al. (2011). Global testing under sparse alternatives: ANOVA, multiple comparisons and the higher criticism. *The Annals of Statistics* **39** 2533–2556.
- BARAUD, Y. (2002). Non-asymptotic minimax rates of testing in signal detection. *Bernoulli* **8** 577–606.
- CAI, T. T., JENG, J. X. and JIN, J. (2011). Optimal detection of heterogeneous and heteroscedastic mixtures. *Journal of the Royal Statistical Society: Series B (Statistical Methodology)* **73** 629–662.
- CARTER, A. and POLLARD, D. (2004). Tusnádys inequality revisited. *The Annals of Statistics* **32** 2731–2741.
- DONOHO, D. L. and JIN, J. (2004). Higher criticism for detecting sparse heterogeneous mixtures. *The Annals of Statistics* **32** 962–994.
- HALL, P. and JIN, J. (2010). Innovated higher criticism for detecting sparse signals in correlated noise. *The Annals of Statistics* 1686–1732.
- INGSTER, Y. I. and SUSLINA, I. A. (2003). *Nonparametric goodness-of-fit testing under Gaussian models* **169**. Springer.
- INGSTER, Y. I., TSYBAKOV, A. B. and VERZELEN, N. (2010). Detection boundary in sparse regression. *Electronic Journal of Statistics* **4** 1476–1526.
- KOMLÓS, J., MAJOR, P. and TUSNÁDY, G. (1975). An approximation of partial sums of independent rv's, and the sample df. I. *Zeitschrift für Wahrscheinlichkeitstheorie und verwandte Gebiete* **32** 111–131.
- LEE, S., ABECASIS, G., BOEHNKE, M. and LIN, X. (2014). Analysis of Rare Variants in Sequencing-based Association Studies. *The American Journal of Human Genetics, under revision*.
- PLAN, Y. and VERSHYNIN, R. (2013a). One-Bit Compressed Sensing by Linear Programming. *Communications on Pure and Applied Mathematics* **66** 1275–1297.
- PLAN, Y. and VERSHYNIN, R. (2013b). Robust 1-bit compressed sensing and sparse logistic regression: A convex programming approach. *Information Theory, IEEE Transactions on* **59** 482–494.
- TANG, H., JIN, X., LI, Y., JIANG, H., TANG, X., YANG, X., CHENG, H., QIU, Y., CHEN, G., MEI, J. et al. (2014). A large-scale screen for coding variants predisposing to psoriasis. *Nature genetics* **46** 40–50.
- VICTOR, R. G., HALEY, R. W., WILLETT, D. L., PESHOCK, R. M., VAETH, P. C., LEONARD, D., BASIT, M., COOPER, R. S., IANNACCHIONE, V. G., VISSCHER, W. A. et al. (2004). The Dallas Heart Study: a population-based probability sample for the multidisciplinary study of ethnic differences in cardiovascular health. *The American journal of cardiology* **93** 1473–1480.
- WALD, A. (1950). *Statistical decision functions*. Chelsea Publishing Co.

APPENDIX  
NOTATIONS

We begin by briefly summarizing notation. We recall the definition of our chosen prior  $\pi$  for the sake of completeness. We choose  $\pi$  to be uniform over all  $k$  sparse subsets of  $\mathbb{R}^p$  with signal strength either  $A$  or  $-A$ . Let  $M(k, p)$  be the collection of all subsets of  $\{1, \dots, p\}$  of size  $k$ . For each  $m \in M(k, p)$ , let  $\xi^m = (\xi_j)_{j \in m}$  be a sequence of independent Rademacher random variables taking values in  $\{+1, -1\}$  with equal probability. Given  $A > 0$  for testing (2.3), a realization from the prior distribution  $\pi$  on  $\mathbb{R}^p$  can be expressed as  $\beta_{\xi, m} = \sum_{j \in m} A \xi_j e_j$ , where  $(e_j)_{j=1}^p$  is the canonical basis of  $\mathbb{R}^p$  and  $m$  is uniformly chosen from  $M(k, p)$ . In the following we will define  $m_1, m_2$  to be two independent draws at random from  $M(k, p)$  and  $\xi_1 = (\xi_1^j)_{j \in m_1}, \xi_2 = (\xi_2^j)_{j \in m_2}$  the corresponding draws of a sequence of Rademacher random variables. Further we denote by  $m_3$  and  $m_4$  the set valued random variables  $m_3 := \{j \in m_1 \cap m_2 : \xi_1^j = \xi_2^j\}$  and  $m_4 := \{j \in m_1 \cap m_2 : \xi_1^j = -\xi_2^j\}$ . Also  $\phi, \Phi$  and  $\bar{\Phi}$  denote the standard normal pdf, cdf and survival functions respectively. We let  $\text{Hypergeometric}(N, m, n)$  denote the hypergeometric distribution counting the number of red balls in  $n$  draws from an urn containing  $m$  red balls out of  $N$ . Also throughout  $C$  will denote generic positive constants whenever necessary.

PRELIMINARY LEMMAS

We will use the following results many times and hence present them as useful lemmas.

The first result compares the hypergeometric distribution with a related binomial distribution, which is in general simpler to work with.

LEMMA A.1. *If  $W \sim \text{Hypergeometric}(N, m, n)$  and  $Y \sim \text{Bin}(n, \frac{m}{N-m})$  then  $W$  is stochastically smaller than  $Y$ , i.e.,  $\mathbb{P}(Y \geq t) \geq \mathbb{P}(W \geq t)$  for all  $t \in \mathbb{R}$ . Moreover this implies that for any non-decreasing function  $g$  one has  $\mathbb{E}(g(W)) \leq \mathbb{E}(g(Y))$ .*

PROOF. The proof can be found in [Arias-Castro et al. \(2011\)](#) and follows by noting that if the balls are picked one by one without replacement, then at each stage, the probability of selecting a red ball is smaller than  $m/(N - m)$ .  $\square$

The next result presents an inequality about the tail probability of a binomial random variable ([Carter and Pollard, 2004](#))

LEMMA A.2. Let  $X \sim \text{Bin}(n, \frac{1}{2})$  with  $n \geq 28$ . Define

$$\gamma(\epsilon) = \frac{(1 + \epsilon)\log(1 + \epsilon) + (1 - \epsilon)\log(1 - \epsilon) - \epsilon^2}{2\epsilon^4} = \sum_{l=0}^{\infty} \frac{\epsilon^{2l}}{(2l + 3)(2l + 4)},$$

an increasing function. Suppose  $\frac{n}{2} < k' \leq n - 1$ . Define  $\epsilon = (2K - N)/N$ , where  $K = k' - 1$  and  $N = n - 1$ . Then there exists a  $\lambda_n$  such that  $\frac{1}{12n+1} < \lambda_n < \frac{1}{12n}$  and a constant  $C$  such that

$$\mathbb{P}(X \geq k') = \bar{\Phi}(\epsilon\sqrt{N})e^{A_n(\epsilon)}$$

where

$$A_n(\epsilon) = -N\epsilon^4\gamma(\epsilon) - \frac{1}{2}\log(1 - \epsilon^2) - \lambda_{n-k'} + r_{k'}$$

and

$$-C\log N \leq Nr_{k'} \leq C$$

for all  $\epsilon$  corresponding to the range  $\frac{n}{2} < k' \leq n - 1$ .

The next lemma shows that any random draw of a subset of size  $k$  from  $\{1, \dots, p\}$  can have at most one element in each block. The proof of the lemma is similar to the proof of Lemma A.8 of [Hall and Jin \(2010\)](#) and is omitted.

LEMMA A.3. Let  $t_1 < t_2 < \dots < t_k$  be  $k$  distinct indices randomly sampled from  $\{1, \dots, p\}$  without replacement. Then for any  $1 \leq Q \leq p$  we have  $\mathbb{P}(\min_{1 \leq i \leq k-1} |t_{i+1} - t_i| \leq Q) \leq Qk(k+1)/p$ .

The next Lemma is tailored towards controlling the contribution of the  $i^{\text{th}}$  row in the expression for  $\mathbb{E}_0(L_\pi^2)$ .

LEMMA A.4. Suppose for the  $i^{\text{th}}$  row of  $\mathbf{X}$  one has  $|S_i| \leq Q$  and that the elements of  $\mathbf{X}$  are bounded by  $M$  in absolute value. Then for any  $\beta, \beta' \sim \pi$ ,

$$\theta(\mathbf{x}_i^t \beta) \theta(\mathbf{x}_i^t \beta') + \theta(-\mathbf{x}_i^t \beta) \theta(-\mathbf{x}_i^t \beta') \leq \theta^2(QMA) + \theta^2(-QMA).$$

where  $\theta$  is the distribution function of a symmetric random variable, i.e.,  $\theta$  satisfies Equation 2.2.

PROOF. We begin by noting that for any  $i$ ,

$$\theta(\mathbf{x}_i^t \boldsymbol{\beta}) \theta(\mathbf{x}_i^t \boldsymbol{\beta}') + \theta(-\mathbf{x}_i^t \boldsymbol{\beta}) \theta(-\mathbf{x}_i^t \boldsymbol{\beta}') \leq \sup_{s_1, s_2 \in [-MQ, MQ]} \theta(s_1 A) \theta(s_2 A) + \theta(-s_1 A) \theta(-s_2 A).$$

Hence by symmetry of the above supremum in  $s_1, s_2$  and using the fact that  $\theta(z) + \theta(-z) = 1$  for all  $w$ , we have that

$$\theta(\mathbf{x}_i^t \boldsymbol{\beta}) \theta(\mathbf{x}_i^t \boldsymbol{\beta}') + \theta(-\mathbf{x}_i^t \boldsymbol{\beta}) \theta(-\mathbf{x}_i^t \boldsymbol{\beta}') \leq \max_{s \in [0, MQ]} (\theta(sA))^2 + (1 - \theta(sA))^2.$$

Now noting that  $(1 - w)^2 + w^2$  is an increasing function of  $w$  for  $w \geq \frac{1}{2}$  and using the fact that  $\theta(sA) \geq \frac{1}{2}$  for  $s \geq 0$ , we have the desired result.  $\square$

### PROOF OF MAIN RESULTS

PROOF OF THEOREM 3.1 . We will produce one prior  $\pi_0 \sim \pi$  for which the theorem holds. Hence, for any other  $\pi^* \sim \pi$ , since one also has  $\pi^* \sim \pi_0$  we have the result holding by a similar proof. We begin by noting that

$$\theta(\mathbf{x}_i^t \boldsymbol{\beta}) \theta(\mathbf{x}_i^t \boldsymbol{\beta}') + \theta(-\mathbf{x}_i^t \boldsymbol{\beta}) \theta(-\mathbf{x}_i^t \boldsymbol{\beta}') \leq 1 \text{ for all } i, \boldsymbol{\beta}, \boldsymbol{\beta}' \quad (\text{A.1})$$

The proof of (A.1) follows from noting that for any two real numbers  $w_1, w_2$ , one has by symmetry  $\theta(w_1) \theta(w_2) + \theta(-w_1) \theta(-w_2) \leq \sup_{w \in \mathbb{R}} [2\theta^2(w) - 2\theta(w) + 1]$ .

Since  $\theta$  is a distribution function of a symmetric random variable as posed by equation (2.2), it is easy to show that  $2\theta^2(w) - 2\theta(w) + 1$  is an increasing function of  $w$ . Hence we have that the supremum equals 1 and thus proving (A.1). Now, recall that it suffices to bound from below the second moment  $\mathbb{E}_0(L_\pi^2)$  where by Fubini's Theorem

$$\begin{aligned} \mathbb{E}_0(L_\pi^2) &= 2^n \iint \prod_{i=1}^n \left[ \theta(\mathbf{x}_i^t \boldsymbol{\beta}) \theta(\mathbf{x}_i^t \boldsymbol{\beta}') + \theta(-\mathbf{x}_i^t \boldsymbol{\beta}) \theta(-\mathbf{x}_i^t \boldsymbol{\beta}') \right] d\pi(\boldsymbol{\beta}) d\pi(\boldsymbol{\beta}') \\ &\leq \iint 2^{n - \sum_{i=1}^n \mathcal{I}(\min\{|m_1 \cap S_i|, |m_2 \cap S_i|\} = 0)} d\pi(\boldsymbol{\beta}) d\pi(\boldsymbol{\beta}') \\ &= \iint 2^{\sum_{i=1}^n \mathcal{I}(\min\{|m_1 \cap S_i|, |m_2 \cap S_i|\} > 0)} d\pi(\boldsymbol{\beta}) d\pi(\boldsymbol{\beta}'). \end{aligned} \quad (\text{A.2})$$

The inequality in the second to last line above follows from noting that, when  $i$  is such that one of  $S_i \cap m_1$  or  $S_i \cap m_2$  is empty, then the integrand  $\theta(\mathbf{x}_i^t \boldsymbol{\beta}) \theta(\mathbf{x}_i^t \boldsymbol{\beta}') + \theta(-\mathbf{x}_i^t \boldsymbol{\beta}) \theta(-\mathbf{x}_i^t \boldsymbol{\beta}') = \frac{1}{2}$ , whereas for any other  $i$ , the integrand is less than or equal to 1 by (A.1). Applying Lemma A.3 we obtain that when  $\alpha > \frac{1}{2}$ , *i.e.*,  $k = p^{1-\alpha} \ll \sqrt{p}$ , it makes negligible difference by



restricting  $\pi$  to  $R_p = \{\{t_1, \dots, t_k\}, \min_{1 \leq i \leq k-1} |t_{i+1} - t_i| > \sigma_p\}$  where by assumption  $\sigma_p$  is such that  $\sigma_p \ll p^\epsilon$  for all  $\epsilon > 0$ . If we denote this restricted prior by  $\pi_0$ , then we have  $\pi_0 \sim \pi$  and  $R_{\pi_0} = R_p$ . Now by elementary combinatorics,

$$|R_{m_1}^N(\sigma_p)| \lesssim \binom{k}{N} (2\sigma_p)^N \binom{p-N}{k-N} \leq \binom{k}{N} (2\sigma_p)^N \binom{p}{k-N}.$$

Also by direct calculation,

$$\frac{\binom{k}{N} \binom{p}{k-N}}{\binom{p}{k}} = \frac{1}{N!} \left( \frac{k!}{(k-N)!} \right)^2 \frac{(p-k)!}{(p-k+N)!} \lesssim \frac{1}{N!} \left( \frac{k^2}{p} \right)^N.$$

Hence from (A.2) and assumption of the Theorem we have that

$$\begin{aligned} \mathbb{E}_0(L_\pi^2) &\leq \binom{p}{k}^2 \sum_{m_1 \in R_{\pi_0}} \sum_{N=0}^k \sum_{m_2 \in R_{m_1}^N(\sigma_p)} 2^{\sum_{i=1}^n \mathcal{I}(\min\{|m_1 \cap S_i|, |m_2 \cap S_i|\} > 0)} (1 + o(1)) \\ &\leq \binom{p}{k}^2 \sum_{m_1 \in R_{\pi_0}} \sum_{N=0}^k \sum_{m_2 \in R_{m_1}^N(\sigma_p)} 2^{N\delta_p} (1 + o(1)) \\ &\lesssim \binom{p}{k} \sum_{m_1 \in R_{\pi_0}} \sum_{N=0}^{\infty} \frac{2^{\frac{k^2}{p}} \sigma_p 2^{\delta_p N}}{N!} (1 + o(1)) \\ &= \binom{p}{k} \sum_{m_1 \in R_{\pi_0}} e^{2^{\frac{k^2}{p}} \sigma_p 2^{\delta_p}} (1 + o(1)) \\ &= e^{2^{\frac{k^2}{p}} \sigma_p 2^{\delta_p}} (1 + o(1)) \end{aligned}$$

Since  $\sigma_p$  is a poly-logarithmic factor of  $p$  and  $k = p^{1-\alpha}$  with  $\alpha > \frac{1}{2}$ , we have that  $\delta_p \ll \log(p)$  implies that  $\mathbb{E}_0(L_\pi^2) = 1 + o(1)$ . Hence all tests are asymptotically powerless as required.  $\square$

**PROOF OF THEOREM 3.2.** The proof relies on verifying the assumptions and conditions of Theorem 3.1. To begin with we produce a prior that is equivalent to  $\pi$  as follows. Let  $\pi_0$  be the restriction of  $\pi$  to

$R_p = \{\{t_1, \dots, t_k\}, \min_{1 \leq i \leq k-1} |t_{i+1} - t_i| > \sigma_p\}$  and let  $\pi_{0,1}$  be the restriction of  $\pi_0$  to  $(\bigcup_{i \notin \Omega} S_i)^c$  where  $\sigma_p \geq 2l^*$  is such that  $\sigma_p \ll p^\epsilon$  for all  $\epsilon > 0$ . We note

that such a  $\sigma_p$  can be found since we have by assumption  $l^* \ll p^\epsilon$  for all  $\epsilon > 0$ . Since  $k = p^{1-\alpha}$  with  $\alpha > \frac{1}{2}$ , by Lemma A.3 and the fact  $|\bigcup_{i \notin \Omega} S_i| \ll p$

we have that  $\pi_{0,1} \sim \pi_0 \sim \pi$ . Since any draw from  $\pi_{0,1}$  does not intersect with  $S_i$  with  $i \notin \Omega$ , we have that

$$\sum_{i=1}^n \mathcal{I}(\min\{|m_1 \cap S_i|, |m_2 \cap S_i|\} > 0) = \sum_{i \in \Omega} \mathcal{I}(\min\{|m_1 \cap S_i|, |m_2 \cap S_i|\} > 0).$$

Let  $m_1$  and  $m_2$  be two independent draws from  $\pi_{0,1}$  with  $m_2 \in \tilde{R}_p^N(2\sigma_p)$ . We have that there must exist exactly  $N$  blocks  $T_{j_1}, \dots, T_{j_N}$  which have elements from  $m_1$  and  $m_2$   $\sigma_p$ -mutually close. In the rest of the  $M - N$  blocks there is either no element of  $m_1$  or no element of  $m_2$ . Hence the total number of rows corresponding to  $\mathcal{I}(\min\{|m_1 \cap S_i|, |m_2 \cap S_i|\} > 0)$  equals  $\sum_{l=1}^N c_{j_l} \leq Nc^*$ . Hence we have

$$\sum_{i=1}^n \mathcal{I}(\min\{|m_1 \cap S_i|, |m_2 \cap S_i|\} > 0) \leq Nc^*$$

for the prior  $\pi_{0,1} \sim \pi$  and all  $m_1, m_2$  drawn from  $\pi_{0,1}$  with  $m_2 \in \tilde{R}_p^N(2\sigma_p)$ . So by Theorem 3.1, we have that if  $c^* \ll \log(p)$  then all tests are asymptotically powerless.  $\square$

PROOF OF THEOREM 3.3 . The proof follows by arguments similar to that of Theorem 3.2 and hence is omitted.  $\square$

PROOF OF THEOREM 5.2. Since for each  $t > 0$ ,  $W_p(t)$  is a normalized mean of i.i.d random variables, by the union bound and Chebyshev's Inequality,

$$\begin{aligned} \mathbb{P}(\mathsf{T}_{\text{HC}} > \log(p)) &\leq \sum_{t \in [1, \sqrt{3\log(p)}] \cap \mathbb{N}} \mathbb{P}(W_p(t) > \log(p)) \\ &\leq 2\sqrt{3\log(p)} \frac{1}{(\log(p))^2} = o(1) \end{aligned}$$

$\square$

PROOF OF THEOREM 6.3. The proof of this theorem follows techniques similar to the proof of Theorem 6.5. However, this can be proved from much simpler combinatorial arguments and hence we provide the proof for the sake of interest. We divide the proof of the theorem into three paragraphs, namely, two-sided alternatives, one-sided alternative for sparse regime and one-sided alternative for dense regime, which correspond to the three parts of the theorem.

*Proof of Part(1): Two-Sided Alternatives.*

We do the proof for logistic regression for the sake of clarity and note that the proof for general binary regression is exactly same, because the proof only uses the fact  $\theta(x) + \theta(-x) = 1$  for the logistic distribution function which is symmetric. Using Remark 6.1, the proof also holds for problem 6.2. Although the following proof is carried out in the usual way of analyzing the second moment of the likelihood ratio as in the proof of Theorem 6.6, here we provide a more direct combinatorial proof.

For logistic regression, we have

$$L_\pi = 2^p \int \prod_{j=1}^p \frac{e^{\beta_j y_j}}{1 + e^{\beta_j}} d\pi(\beta) = 2^p \cdot \frac{1}{2^k} \frac{1}{\binom{p}{k}} \sum_{m, \xi} \prod_{j=1}^p \frac{e^{\beta_j y_j}}{1 + e^{\beta_j}}.$$

Take any instance of  $(m, \xi)$ , say,  $m = \{j_1, \dots, j_k\} \subseteq \{1, \dots, p\}$  and  $\xi = \{\sigma_1, \dots, \sigma_k\}$ ,  $\sigma_l \in \{-1, 1\}$ ,  $l = 1, \dots, k$ . Then

$$\prod_{j=1}^p \frac{e^{\beta_j y_j}}{1 + e^{\beta_j}} = \left(\frac{1}{2}\right)^{p-k} \prod_{j \in m} \frac{e^{\beta_j y_j}}{1 + e^{\beta_j}}.$$

Hence,

$$\begin{aligned} L_\pi &= \frac{1}{\binom{p}{k}} \sum_{m, \xi} \prod_{j \in m} \frac{e^{\beta_j y_j}}{1 + e^{\beta_j}} \\ &= \frac{1}{\binom{p}{k}} \sum_{\{i_1, \dots, i_k\} \subseteq \{1, \dots, p\}} \sum_{r=0}^k \sum_{\{j_1, \dots, j_r\} \subseteq \{i_1, \dots, i_k\}} \frac{e^{Ay_{j_1}} \dots e^{Ay_{j_r}} e^{A(1-y_{j_{r+1}})} \dots e^{A(1-y_{j_k})}}{(1 + e^A)^k} \end{aligned}$$

where  $\{j_{r+1}, \dots, j_k\} = \{i_1, \dots, i_k\} \cap \{j_1, \dots, j_r\}^c$ . Now we claim that for any subset  $\{i_1, \dots, i_k\} \subseteq \{1, \dots, p\}$ ,

$$\sum_{r=0}^k \sum_{\{j_1, \dots, j_r\} \subseteq \{i_1, \dots, i_k\}} \frac{e^{Ay_{j_1}} \dots e^{Ay_{j_r}} e^{A(1-y_{j_{r+1}})} \dots e^{A(1-y_{j_k})}}{(1 + e^A)^k} = 1$$

for any sample  $(y_1, \dots, y_p)$ . To see this, given a sample  $(y_1, \dots, y_p)$  and a subset  $\{i_1, \dots, i_k\} \subseteq \{1, \dots, p\}$ , the number of times the summand equals  $\frac{e^{Al}}{(1+e^A)^k}$  is  $\binom{k}{l}$  for any  $l = 0, 1, \dots, k$  (because any  $y_j$  is either 0 or 1) and this exhausts the sum. Hence the total equals

$$\sum_{r=0}^k \sum_{\{j_1, \dots, j_r\} \subseteq \{i_1, \dots, i_k\}} \frac{e^{Ay_{j_1}} \dots e^{Ay_{j_r}} e^{A(1-y_{j_{r+1}})} \dots e^{A(1-y_{j_k})}}{(1 + e^A)^k} = \sum_{l=0}^k \frac{\binom{k}{l} e^{Al}}{(1 + e^A)^k} = 1$$

as claimed. Hence  $L_\pi = 1$  for any sample. Hence by noting that for any test  $T$ ,  $\text{Risk}_\pi(T) \geq 1 - \frac{1}{2}\mathbb{E}_0|L_\pi - 1| \geq 1$  we have that all tests are powerless.

*Proof of Part(2a): One-Sided Alternatives, Dense Regime.*

We divide our proof into that of lower bound and upper bound.

*Proof of Lower Bound.* We will do the proof for general binary regression i.e.  $\mathbb{E}(Y_j) = \theta(\beta_j)$ ,  $j = 1, \dots, p$  where  $\theta$  is any distribution function of a symmetric random variable, i.e.,  $\theta(x) + \theta(-x) = 1$  for all  $x$  and  $\theta \in BC^1(0)$ . Hence, by Remark 6.1, the proof for lower bound in problem 6.2 follows. Note that one can express  $\mathbb{E}_0(L_\pi^2)$  as follows:

$$\begin{aligned} \mathbb{E}_0(L_\pi^2) &= \mathbb{E}_{m_1, m_2, \xi_1, \xi_2} [\{4\theta^2(A) - 4\theta(A) + 2\}^{|m_1 \cap m_2|^{\frac{|\xi_1 + \xi_2|}{2}}} \{4\theta(A)\theta(-A)\}^{|m_1 \cap m_2|^{\frac{|\xi_1 - \xi_2|}{2}}}] \\ &= \frac{1}{2} \mathbb{E}_{m_1, m_2} [\{4\theta^2(A) - 4\theta(A) + 2\}^{|m_1 \cap m_2|} + \{4\theta(A)\theta(-A)\}^{|m_1 \cap m_2|}] \\ &\leq \mathbb{E}_{m_1, m_2} [\{4\theta^2(A) - 4\theta(A) + 2\}^{|m_1 \cap m_2|}]. \end{aligned}$$

The last line is true because  $4\theta^2(A) - 4\theta(A) + 2 \geq \max\{1, 4\theta(A)\theta(-A)\}$ . Now we note that  $|m_1 \cap m_2| \sim \text{Hypergeometric}(p, k, k)$  which is stochastically smaller than  $\text{Bin}(k, \frac{k}{p-k})$  by Lemma A.1. Since  $4\theta^2(A) - 4\theta(A) + 2 \geq \max\{1, 4\theta(A)\theta(-A)\}$  one has that for  $Z \sim \text{Bin}(k, \frac{k}{p-k})$ ,

$$\begin{aligned} \mathbb{E}_0(L_\pi^2) &\leq \mathbb{E}_{m_1, m_2} [\{4\theta^2(A) - 4\theta(A) + 2\}^{|m_1 \cap m_2|}] \leq \mathbb{E}_Z [\{4\theta^2(A) - 4\theta(A) + 2\}^Z] \\ &= \left[ \frac{p-2k}{p-k} + \frac{k}{p-k} (4\theta^2(A) - 4\theta(A) + 2) \right]^k = \left[ 1 + \frac{\frac{k^2}{p-k} (2\theta(A) - 1)^2}{k} \right]^k \\ &= \left[ 1 + \frac{\frac{k^2}{p-k} (2A\theta'(0) + O(A^2))^2}{k} \right]^k = 1 + o(1) \end{aligned}$$

since  $p^{1-2\alpha}A \rightarrow 0$

*Proof of Upper Bound.* The proof is similar to the proof of upper bound in Theorem 6.5 in the main text and is based on comparing second moment and variance of the test statistic under the alternative. However we provide another proof here by showing that the test based on  $\sum y_i$  is actually the most powerful Bayes test by showing that the likelihood ratio is a function of  $\sum y_i$ . The argument goes as follows for the logistic regression. The proof for general binary regression follows by similar arguments due to symmetry of the link function.

To this end, note that

$$\begin{aligned} L_\pi &= 2^p \int \prod_{j=1}^p \frac{e^{\beta_j y_j}}{1 + e^{\beta_j}} d\pi(\boldsymbol{\beta}) \\ &= 2^p \frac{1}{2} \frac{1}{\binom{p}{k}} \sum_{m, \xi} \prod_{j=1}^p \frac{e^{\beta_j y_j}}{1 + e^{\beta_j}} \end{aligned}$$

Take any instance of  $(m, \xi)$ , say,  $m = \{j_1, \dots, j_k\} \subseteq \{1, \dots, p\}$  and  $\xi = 1$ . Then

$$\prod_{j=1}^p \frac{e^{\beta_j y_j}}{1 + e^{\beta_j}} = \left(\frac{1}{2}\right)^{p-k} \prod_{l=1}^k \frac{e^{A y_{j_l}}}{1 + e^A} = \left(\frac{1}{2}\right)^{p-k} \frac{e^{A \sum_{l=1}^k y_{j_l}}}{(1 + e^A)^k}$$

For  $\xi = -1$  one has

$$\prod_{j=1}^p \frac{e^{\beta_j y_j}}{1 + e^{\beta_j}} = \left(\frac{1}{2}\right)^{p-k} \prod_{l=1}^k \frac{e^{-A y_{j_l}}}{1 + e^{-A}} = \left(\frac{1}{2}\right)^{p-k} \frac{e^{A \sum_{l=1}^k (1 - y_{j_l})}}{(1 + e^A)^k}$$

Hence,

$$(A.3) \quad L_\pi = \frac{2^k}{2 \binom{p}{k}} \sum_{\{j_1, \dots, j_k\} \subseteq \{1, \dots, p\}} \frac{e^{A \sum_{l=1}^k y_{j_l}} + e^{A \sum_{l=1}^k (1 - y_{j_l})}}{(1 + e^A)^k}$$

Now suppose there are two samples  $\mathbf{y}^{(1)}$  and  $\mathbf{y}^{(2)}$  both have which have exactly  $r$  1's in positions say  $\{i_1^{(1)}, \dots, i_r^{(1)}\}$  and  $\{i_1^{(2)}, \dots, i_r^{(2)}\}$  respectively. Now each  $\{j_1, \dots, j_k\} \subseteq \{1, \dots, p\}$  in the summand in (A.3) can be partitioned as below:

$\{j_1, \dots, j_k\}$  intersect  $\{i_1^{(1)}, \dots, i_r^{(1)}\}$  in 0 position:  $n_0^{(1)}$  ways  
 $\{j_1, \dots, j_k\}$  intersect  $\{i_1^{(1)}, \dots, i_r^{(1)}\}$  in 1 position:  $n_1^{(1)}$  ways  
 $\{j_1, \dots, j_k\}$  intersect  $\{i_1^{(1)}, \dots, i_r^{(1)}\}$  in 2 positions:  $n_2^{(1)}$  ways  
 $\vdots$   
 $\{j_1, \dots, j_k\}$  intersect  $\{i_1^{(1)}, \dots, i_r^{(1)}\}$  in  $r$  positions:  $n_r^{(1)}$  ways  
or  
 $\{j_1, \dots, j_k\}$  intersect  $\{i_1^{(2)}, \dots, i_r^{(2)}\}$  in 0 position:  $n_0^{(2)}$  ways  
 $\{j_1, \dots, j_k\}$  intersect  $\{i_1^{(2)}, \dots, i_r^{(2)}\}$  in 1 position:  $n_1^{(2)}$  ways  
 $\{j_1, \dots, j_k\}$  intersect  $\{i_1^{(2)}, \dots, i_r^{(2)}\}$  in 2 positions:  $n_2^{(2)}$  ways  
 $\vdots$   
 $\{j_1, \dots, j_k\}$  intersect  $\{i_1^{(2)}, \dots, i_r^{(2)}\}$  in  $r$  positions:  $n_r^{(2)}$  ways (say)

Now it is easy to see that  $n_l^{(1)} = n_l^{(2)}$  for  $l = 0, 1, \dots, r$  and for each of these partitions the summand is the same value. Hence the total sum is same provided two same sample has the same number of 1's and therefore proving the claim.

*Proof of Part(2b): One-Sided Alternatives, Sparse Regime.*

We give the proof for logistic regression and note that the proof for general binary regression is exactly same because the proof uses only the fact  $\theta(x) + \theta(-x) = 1$  for the logistic distribution function which is symmetric. Using Remark 6.1, the proof also holds for problem 6.2. Although the following proof can be proved in the usual way of analyzing the second moment of the likelihood ratio, here we provide a more combinatorial proof without using Lemma A.1.

Note that we have by Fubini's Theorem,

$$\begin{aligned} \mathbb{E}_0(L_\pi^2) &= 2^p \cdot \frac{1}{4} \cdot \frac{1}{\binom{p}{k}^2} \sum_{(m_1, \xi_1), (m_2, \xi_2)} \left(\frac{1}{2}\right)^{|m_1 \Delta m_2|} \left\{ \frac{1 + e^{2A}}{(1 + e^A)^2} \right\}^{|m_1 \cap m_2| \frac{\xi_1 + \xi_2}{2}} \left\{ \frac{2e^A}{(1 + e^A)^2} \right\}^{|m_1 \cap m_2| \frac{|\xi_1 - \xi_2|}{2}} \\ &= 2^p \cdot \frac{1}{4} \cdot \frac{1}{\binom{p}{k}^2} \sum_{r=0}^k \sum_{(m_1, \xi_1), (m_2, \xi_2): |m_1 \cap m_2| = r} \left(\frac{1}{2}\right)^{p-r} \left\{ \frac{1 + e^{2A}}{(1 + e^A)^2} \right\}^{r \frac{\xi_1 + \xi_2}{2}} \left\{ \frac{2e^A}{(1 + e^A)^2} \right\}^{r \frac{|\xi_1 - \xi_2|}{2}} \end{aligned}$$

where  $(m_1, \xi_1), (m_2, \xi_2)$  are i.i.d.

First consider  $r = 0$ . Then  $m_1 \cap m_2 = \Phi$ . The number of such tuples  $(m_1, m_2)$  is  $\binom{p}{k} \binom{p-k}{k}$ . For each such  $\binom{p}{k} \binom{p-k}{k}$  combinations of  $(m_1, \xi_1), (m_2, \xi_2)$  the summand above equals  $(\frac{1}{2})^p$ . Hence total =  $\frac{\binom{p}{k} \binom{p-k}{k}}{\binom{p}{k}^2} = 1 + o(1)$  by Stirling's Theorem since  $k \ll p$ .

Now consider any  $k > r \geq 1$ . Then one has that the number of tuples for which  $|m_1 \cap m_2| = r$  and  $\xi_1 = \xi_2$  equals  $2 \binom{p}{r} \binom{p-r}{k-r} \binom{p-k}{k-r}$  and the number of tuples for which  $|m_1 \cap m_2| = r$  and  $\xi_1 = -\xi_2$  also equals  $2 \binom{p}{r} \binom{p-r}{k-r} \binom{p-k}{k-r}$ . Hence the total sum can be bounded by  $2^r \frac{1}{4} \frac{1}{\binom{p}{k}^2} 2 \binom{p}{r} \binom{p-r}{k-r} \binom{p-k}{k-r} \{ [\frac{1+e^{2A}}{(1+e^A)^2}]^r + [\frac{2e^A}{(1+e^A)^2}]^r \} \leq 2^r \frac{1}{\binom{p}{k}^2} \binom{p}{r} \binom{p-r}{k-r} \binom{p-k}{k-r}$  because  $[\frac{1+e^{2A}}{(1+e^A)^2}]^r + [\frac{2e^A}{(1+e^A)^2}]^r \leq 2$ . Hence,

$$\begin{aligned}
\mathbb{E}_0(L_\pi^2) &\leq \frac{\binom{p}{k} \binom{p-k}{k}}{\binom{p}{k}^2} + \sum_{r=1}^k \frac{2^r \binom{p}{r} \binom{p-r}{k-r} \binom{p-k}{k-r}}{\binom{p}{k}^2} \\
&= \frac{\binom{p}{k} \binom{p-k}{k}}{\binom{p}{k}^2} + \frac{2^k}{\binom{p}{k}} + \sum_{r=1}^{k-1} 2^r \frac{(p-k) \cdots (p-2k+r+1)}{p \cdots (p-k+1)} \frac{k!k!}{r!(k-r)!(k-r)!} \\
&\leq \frac{\binom{p-k}{k}}{\binom{p}{k}} + \frac{2^k}{\binom{p}{k}} + \sum_{r=1}^{k-1} 2^r \frac{(p-k+1)^{k-r}}{(p-k+1)^k \frac{[k \cdots (k-r+1)]^2}{r!}} \\
&\leq \frac{\binom{p-k}{k}}{\binom{p}{k}} + \frac{2^k}{\binom{p}{k}} + \sum_{r=1}^{k-1} 2^r \frac{1}{(p-k+1)^r} \frac{k^{2r}}{r!} \leq \frac{\binom{p-k}{k}}{\binom{p}{k}} + \frac{2^k}{\binom{p}{k}} + \sum_{r=1}^{k-1} \left( \frac{2k^2}{(p-k+1)} \right)^r \frac{1}{r^r e^{-r}} \\
&\leq \frac{\binom{p-k}{k}}{\binom{p}{k}} + \frac{2^k}{\binom{p}{k}} + \sum_{r=1}^{k-1} \left( \frac{2ek^2}{(p-k+1)} \right)^r = \frac{\binom{p-k}{k}}{\binom{p}{k}} + \frac{2^k}{\binom{p}{k}} + \frac{1 - \left( \frac{2ek^2}{(p-k+1)} \right)^{k-1}}{1 - \frac{2ek^2}{(p-k+1)}} - 1
\end{aligned}$$

The last step holds because  $k^2 \ll p$  since  $\alpha > 1/2$ . For  $r = k$  we have the factor  $\binom{p}{r} \binom{p-r}{k-r} \binom{p-k}{k-r}$  replaced by  $\binom{p}{k}$ . Now since  $\frac{2^k}{\binom{p}{k}} \leq \left( \frac{2k}{p-k+1} \right)^k = o(1)$  and

$$\frac{1 - \left( \frac{2ek^2}{(p-k+1)} \right)^{k-1}}{1 - \frac{2ek^2}{(p-k+1)}} = 1 + o(1) \text{ we have that } \mathbb{E}_0(L_\pi^2) \leq 1 + o(1).$$

□

**PROOF OF THEOREM 6.5.** We first present the proof of the lower bound. We will estimate the second moment of the likelihood ratio as follows.

$$\begin{aligned}
\mathbb{E}_0(L_\pi^2) &= 2^{-2k} \binom{p}{k}^{-2} \sum_{m_1, m_2, \xi_1, \xi_2} \left( \frac{1+4\Delta^2}{1-4\Delta^2} \right)^{r|m_3|} (1-4\Delta^2)^{r|m_1 \cap m_2|} \\
&= \mathbb{E}_{|m_3|, |m_1 \cap m_2|} \left[ \left( \frac{1+4\Delta^2}{1-4\Delta^2} \right)^{r|m_3|} (1-4\Delta^2)^{r|m_1 \cap m_2|} \right]
\end{aligned}$$

where  $m_3 = \{j \in m_1 \cap m_2 : \xi_1^j = \xi_2^j\}$ . Now given  $|m_1 \cap m_2|$ ,  $|m_3| \sim \text{Bin}(|m_1 \cap m_2|, \frac{1}{2})$ . Hence

$$\begin{aligned}
\mathbb{E}_0(L_\pi^2) &= \mathbb{E}_{|m_1 \cap m_2|} \left[ \left( \frac{1}{2} + \frac{1}{2} \left( \frac{1+4\Delta^2}{1-4\Delta^2} \right)^r \right)^{|m_1 \cap m_2|} (1-4\Delta^2)^{r|m_1 \cap m_2|} \right] \quad (A.4) \\
&= \mathbb{E}_{|m_1 \cap m_2|} \left[ \left( \frac{1}{2} \right)^{|m_1 \cap m_2|} \left( (1+4\Delta^2)^r + (1-4\Delta^2)^r \right)^{|m_1 \cap m_2|} \right]
\end{aligned}$$

$$= \mathbb{E}_Z \left[ \left( \frac{1}{2} \right)^Z (a^r + b^r)^Z \right] = \mathbb{E}_Z \left[ 2^{(r-1)Z} (a_1^r + b_1^r)^Z \right]$$

where  $Z \sim \text{Hypergeometric}(p, k, k)$  and  $a = (1 + 4\Delta^2)^r$ ,  $b = (1 - 4\Delta^2)^r$  and  $(a_1, b_1) = (a/2, b/2)$ . Thus  $a_1 + b_1 = 1$  and hence  $(a_1^r + b_1^r)2^{r-1} \geq 1$ . Now since  $Z \sim \text{Hypergeometric}(p, k, k)$ ,  $Z$  is stochastically smaller than  $W$  where  $W \sim \text{Bin}(k, \frac{k}{p-k})$ . Hence

$$\begin{aligned} \mathbb{E}_0(L_\pi^2) &= \mathbb{E}_Z \left[ 2^{(r-1)Z} (a_1^r + b_1^r)^Z \right] \\ &\leq \mathbb{E}_W \left[ 2^{(r-1)W} (a_1^r + b_1^r)^W \right] \\ &= \left[ 1 + \frac{\frac{k^2}{p-k} (2^{r-1} (a_1^r + b_1^r) - 1)}{k} \right]^k \end{aligned}$$

We complete our proof by showing that  $\frac{k^2}{p-k} (2^{r-1} (a_1^r + b_1^r) - 1) \rightarrow 0$  when  $\Delta \ll \sqrt{\frac{p^{\frac{1}{2}}}{kr}}$  and hence rendering all tests asymptotically powerless. To this end, note that by Taylor series expansion up to 4<sup>th</sup> order around 0 and analyzing the remainder, we have

$$\begin{aligned} \frac{k^2}{p-k} (2^{r-1} (a_1^r + b_1^r) - 1) &= \frac{k^2}{p-k} \left( 192 \frac{\Delta^4}{4!} r(r-1) + O(\Delta^4 r^2) \right) \\ &= O\left( \frac{k^2 r^2 \Delta^4}{p} \right) \rightarrow 0 \end{aligned}$$

where the last line holds since  $\Delta \ll \sqrt{\frac{p^{\frac{1}{2}}}{kr}}$ . This completes the proof of the lower bound for problem 6.2. The proof of lower bound in 2.3 follows by noting that  $\theta(A) = \frac{1}{2} + \Delta$  and the fact that  $\theta \in BC^1(0)$ .

Now we prove the upper bound. Recall  $\mathbb{T}_{\text{GLRT}}$  from (5.1). Once again we will provide proof for problem 6.2. The proof of lower bound in problem 2.3 follows by noting that  $\theta(A) = \frac{1}{2} + \Delta$  and the fact that  $\theta \in BC^1(0)$ .

We will show that if  $t_p \rightarrow \infty$  at a sufficiently slow rate, the test is asymptotically powerful. It suffices to show  $\sup_{\nu \in \Theta_k^A} \mathbb{P}_\nu \left( \frac{\mathbb{T}_{\text{GLRT}} - p}{\sqrt{2p}} \leq t_p \right) \rightarrow 0$ . We will show that  $\sup_{\nu \in \Theta_k^A} \frac{\mathbb{E}_\nu(\frac{\mathbb{T}_{\text{GLRT}} - p}{\sqrt{2p}})}{t_p} \rightarrow \infty$  and  $\frac{\text{Var}_\nu(\frac{\mathbb{T}_{\text{GLRT}} - p}{\sqrt{2p}})}{(\mathbb{E}_\nu(\frac{\mathbb{T}_{\text{GLRT}} - p}{\sqrt{2p}}))^2} \rightarrow 0$  when  $\frac{A^2 kr}{\sqrt{p}} \rightarrow \infty$ .



Fix  $\nu^* \in \Xi_k^\Delta$ . Under the measure  $\mathbb{P}_{\nu^*}$ , exactly  $k$  of the  $Z_j$ 's are distributed as i.i.d  $\text{Bin}(r, \frac{1}{2} + \Delta)$  and the rest of the  $p - k$   $Z_j$ 's are distributed as i.i.d  $\text{Bin}(r, \frac{1}{2})$ . Let  $O = \{j : \beta_j^* \neq 0\}$ . Hence we have, for  $j \in O$ ,

$$\mathbb{E}_{\nu^*} \left[ \left( Z_j - \frac{r}{2} \right)^2 \right] = r \left( \frac{1}{4} - \Delta^2 \right) + r^2 \Delta^2. \quad (\text{A.5})$$

For  $j \in O^c$ ,  $\mathbb{E}_{\nu^*} [(Z_j - \frac{r}{2})^2] = \frac{r}{4}$ . Hence,

$$\begin{aligned} \frac{\mathbb{E}_{\nu^*} \left( \frac{\mathbb{T}_{\text{GLRT}} - p}{\sqrt{2p}} \right)}{t_p} &= \frac{\frac{4}{r} [kr(\frac{1}{2} - \Delta^2) + kr^2 \Delta^2 + (p-k)\frac{r}{4}] - p}{t_p} \\ &= \frac{\frac{p+4kr\Delta^2 - \frac{k\Delta^2}{4} - p}{\sqrt{2p}}}{t_p} \gtrsim \frac{kr\Delta^2}{t_p\sqrt{p}} \approx \frac{krA^2}{\sqrt{p}t_p}. \end{aligned} \quad (\text{A.6})$$

Since  $\frac{krA^2}{\sqrt{p}} \rightarrow \infty$  and  $t_p$  can be chosen to grow to  $\infty$  at a sufficiently slow rate, (A.6) goes to infinity.

Now we compute the variance. For  $j \in O$ ,

$$\mathbb{E}_{\nu^*} \left( Z_j - \frac{r}{2} \right)^4 = r \left( \frac{1}{4} - \Delta^2 \right) \left[ 3r \left( \frac{1}{4} - \Delta^2 \right) + 6\Delta \left( \frac{1}{2} + \Delta \right) - 8r\Delta^2 + 6r\Delta^2 \right] + r^4 \Delta^4.$$

Using the above and (A.5), a straightforward calculation yields that

$$\sum_{j \in O} \text{Var}_{\nu^*} \left( \frac{4(Z_j - \frac{r}{2})^2}{r} \right) = 16k \left( \frac{1}{4} - \Delta^2 \right) \left[ 2 \left( \frac{1}{4} - \Delta^2 \right) + 4r\Delta^2 + 6\Delta \left( \frac{1}{2} + \Delta \right) - 8\Delta^2 \right].$$

Also, by another direct calculation

$$\sum_{j \in O^c} \text{Var}_{\nu^*} \left( \frac{4(Z_j - \frac{r}{2})^2}{r} \right) = 2(p-k) \left( 1 - \frac{1}{r} \right)$$

Combining the above two,

$$\begin{aligned} \text{Var}_{\nu^*} \left( \frac{\mathbb{T}_{\text{GLRT}} - p}{\sqrt{2p}} \right) &= \left[ 16k \left( \frac{1}{4} - \Delta^2 \right) \left\{ 2 \left( \frac{1}{4} - \Delta^2 \right) + 4r\Delta^2 + 6\Delta \left( \frac{1}{2} + \Delta \right) - 8\Delta^2 \right\} \right. \\ &\quad \left. + 2(p-k) \left( 1 - \frac{1}{r} \right) \right] / 2p \\ &\leq \frac{4p + 32kr\Delta^2}{2p} = \frac{2p + 16kr\Delta^2}{p}. \end{aligned}$$

Also  $\left(\mathbb{E}_{\nu^*}\left(\frac{\mathbb{T}_{\text{GLRT}}-p}{\sqrt{2p}}\right)\right)^2 \geq \frac{kr\Delta^2}{4p}$ . Hence,

$$\frac{\text{Var}_{\nu^*}\left(\frac{\mathbb{T}_{\text{GLRT}}-p}{\sqrt{2p}}\right)}{\left(\mathbb{E}_{\nu^*}\left(\frac{\mathbb{T}_{\text{GLRT}}-p}{\sqrt{2p}}\right)\right)^2} \leq 4 \frac{2p + 16kr\Delta^2}{kr\Delta^2} \rightarrow 0$$

since  $k^2r^2\Delta^4 \gg p$ .

Now note that if  $\nu^*$  had  $k_1$  elements which are greater than or equal to  $A$  and  $k_2$  elements less than equal to  $-A$ , then a similar calculation yields  $\text{Var}_{\nu^*}\left(\frac{\mathbb{T}_{\text{GLRT}}-p}{\sqrt{2p}}\right) \leq \frac{2p+16kr\Delta^2}{p}$  and  $\left(\mathbb{E}_{\nu^*}\left(\frac{\mathbb{T}_{\text{GLRT}}-p}{\sqrt{2p}}\right)\right)^2 \geq \frac{kr\Delta^2}{4p}$  where  $k = k_1 + k_2$  equals the number of nonzero coefficients in  $\beta^*$ . Hence we have  $\max_{\nu \in \Xi_k^\Delta} [\mathbb{P}_\nu(\mathbb{T}_{\text{GLRT}} \leq t_p)] \rightarrow 0$  when  $\alpha \leq \frac{1}{2}$  and  $\frac{\Delta^2kr}{\sqrt{p}} \rightarrow \infty$ . This proves the GLRT is asymptotically powerful.  $\square$

**PROOF OF THEOREM 6.6.** We will provide an argument for problem 6.2. The proof for problem 2.3 follows from noting that  $\theta(A) = \frac{1}{2} + \Delta$ .

We will estimate the second moment of the likelihood ratio similar to before. Following the same line of arguments as in proof of Theorem 6.5, we note that

$$\begin{aligned} \mathbb{E}_0(L_\pi^2) &= \mathbb{E}_Z \left[ 2^{(r-1)Z} \{a_1^r + b_1^r\}^Z \right] \text{ where } Z \sim \text{Hypergeometric}(p, k, k) \\ &\leq \left[ 1 + \frac{\frac{k^2}{p-k}(2^{r-1}(a_1^r + b_1^r) - 1)}{k} \right]^k. \end{aligned}$$

Now  $\alpha > \frac{1}{2}$  implies that  $\frac{k^2}{p-k} \rightarrow 0$ . Also the quantity  $\frac{k^2}{p-k}(2^{r-1}(a_1^r + b_1^r) - 1) = O(k^2 2^r/p)$ . Hence if  $r \ll \frac{\log(p)}{\log(2)}$ , we have that  $\mathbb{E}_0(L_\pi^2) \rightarrow 1$  and thus all tests are asymptotically powerless.  $\square$

**PROOF OF THEOREM 6.8.** We will provide proof for the lower bound in problem 2.3 where  $\theta \in BC^2(0)$ . Using Remark 6.1, the proof also holds for problem 6.2. Since directly bounding  $\mathbb{E}_0(L_\pi^2)$  yields trivial bounds we invoke a truncation trick which breaks down the analysis into parts related to extreme tails and non-extreme tails of the  $Z$ -statistics. In particular, define the interval

$$H_p = \left( \frac{r}{2} - \sqrt{2\log(p)}\sqrt{\frac{r}{4}}, \frac{r}{2} + \sqrt{2\log(p)}\sqrt{\frac{r}{4}} \right). \quad (\text{A.7})$$

and put

$$D = \{Z_l \in H_p, l = 1, \dots, p\}, \quad Z_l = \sum_{s=1}^r y_{(l-1)r+s}, \quad l = 1, \dots, p. \quad (\text{A.8})$$

By Hölder's inequality it can be shown that for proving a lower bound it suffices to prove,

$$\mathbb{E}_0(L_\pi \mathcal{I}_{D^c}) = o(1), \quad \mathbb{E}_0(L_\pi^2 \mathcal{I}_D) = 1 + o(1). \quad (\text{A.9})$$

We first prove the first inequality of (A.9). Since  $\mathcal{I}_{D^c} \leq \sum_{l=0}^{p-1} \mathcal{I}_{(Z_{l+1} \in H_p^c)}$  and

$$L_\pi = 2^n \int \prod_{j=1}^p \left\{ \frac{\theta(\beta_j)}{\theta(-\beta_j)} \right\}^{Z_j} \{\theta(-\beta_j)\}^r d\pi(\boldsymbol{\beta})$$

we have

$$L_\pi \mathcal{I}_{D^c} \leq 2^n \int \sum_{l=1}^p \prod_{j=1}^p \left\{ \frac{\theta(\beta_j)}{\theta(-\beta_j)} \right\}^{Z_j} \{\theta(-\beta_j)\}^r \mathcal{I}(Z_l \in H_p^c) d\pi(\boldsymbol{\beta})$$

Hence

$$\begin{aligned} & \mathbb{E}_0(L_\pi \mathcal{I}_{D^c}) \\ & \leq 2^n \int \sum_{l=1}^p \mathbb{E}_0 \left[ \prod_{j=1}^p \left\{ \frac{\theta(\beta_j)}{\theta(-\beta_j)} \right\}^{Z_j} \{\theta(-\beta_j)\}^r \mathcal{I}(Z_l \in H_p^c) \right] d\pi(\boldsymbol{\beta}) \\ & = 2^n \int \sum_{l=1}^p \mathbb{E}_0 \left[ \prod_{j \neq l}^p \left\{ \frac{\theta(\beta_j)}{\theta(-\beta_j)} \right\}^{Z_j} \{\theta(-\beta_j)\}^r \right] \mathbb{E}_0 \left[ \left\{ \frac{\theta(\beta_l)}{\theta(-\beta_l)} \right\}^{Z_l} \{\theta(-\beta_l)\}^r \mathcal{I}(Z_l \in H_p^c) \right] d\pi(\boldsymbol{\beta}) \\ & = 2^n \int \sum_{l=1}^p \left[ \prod_{j \neq l}^p \left( \frac{1}{2} \right)^r \left( 1 + \frac{\theta(\beta_j)}{\theta(-\beta_j)} \right)^r \{\theta(-\beta_j)\}^r \right] \\ & \quad \times \mathbb{E}_0 \left[ \left\{ \frac{\theta(\beta_l)}{\theta(-\beta_l)} \right\}^{Z_l} \{\theta(-\beta_l)\}^r \mathcal{I}(Z_l \in H_p^c) \right] d\pi(\boldsymbol{\beta}) \\ & = 2^n \int \sum_{l=1}^p \left( \frac{1}{2} \right)^{(p-1)r} \mathbb{E}_0 \left[ \left\{ \frac{\theta(\beta_l)}{\theta(-\beta_l)} \right\}^{Z_l} \{\theta(-\beta_l)\}^r \mathcal{I}(Z_l \in H_p^c) \right] d\pi(\boldsymbol{\beta}) \\ & = \int \sum_{l=1}^p 2^r \mathbb{E}_0 \left[ \left\{ \frac{\theta(\beta_l)}{\theta(-\beta_l)} \right\}^{Z_l} \{\theta(-\beta_l)\}^r \mathcal{I}(Z_l \in H_p^c) \right] d\pi(\boldsymbol{\beta}) \end{aligned}$$

Letting  $m_1^1 = \{j \in m_1 : \xi_1^j = +1\}$  and  $m_1^{-1} = \{j \in m_1 : \xi_1^j = -1\}$ , we have

$$\begin{aligned}
& \mathbb{E}_0(L_\pi \mathcal{I}_{D^c}) \\
& \leq \binom{p}{k}^{-1} 2^{-k} 2^r \sum_{m_1, \xi_1} \left[ \sum_{j \in m_1^1} \mathbb{E}_0 \left( \left\{ \frac{\theta(A)}{\theta(-A)} \right\}^{Z_j} \{\theta(-A)\}^r \mathcal{I}(Z_j \in H_p^c) \right) \right. \\
& \quad + \sum_{j \in m_1^{-1}} \mathbb{E}_0 \left( \left\{ \frac{\theta(-A)}{\theta(A)} \right\}^{Z_j} \{\theta(A)\}^r \mathcal{I}(Z_j \in H_p^c) \right) \\
& \quad \left. + \sum_{j \in m_1^c} \mathbb{E}_0 \left( \left\{ \frac{\theta(0)}{\theta(-0)} \right\}^{Z_j} \{\theta(-0)\}^r \mathcal{I}(Z_j \in H_p^c) \right) \right] \\
& = \binom{p}{k}^{-1} 2^{-k} 2^r \sum_{m_1, \xi_1} \left[ \sum_{j \in m_1^1} \mathbb{E}_0 \left( \left\{ \frac{\theta(A)}{\theta(-A)} \right\}^{Z_j} \{\theta(-A)\}^r \mathcal{I}(Z_j \in H_p^c) \right) \right. \\
& \quad \left. + \sum_{j \in m_1^{-1}} \mathbb{E}_0 \left( \left\{ \frac{\theta(A)}{\theta(-A)} \right\}^{r-Z_j} \{\theta(-A)\}^r \mathcal{I}(Z_j \in H_p^c) \right) + \sum_{j \in m_1^c} \left( \frac{1}{2} \right)^r \mathbb{P}_0(Z_j \in H_p^c) \right] \\
& = k \{2\theta(-A)\}^r \mathbb{E}_0 \left( \left\{ \frac{\theta(A)}{\theta(-A)} \right\}^{Z_1} \mathcal{I}(Z_1 \in H_p^c) \right) + (p-k) \mathbb{P}_0(Z_1 \in H_p^c) \quad (\text{A.10})
\end{aligned}$$

where we have used the fact that  $r - Z_l \stackrel{d}{=} Z_l$  and that the set  $D$  in (A.8) is symmetric in  $Z_l$  and  $r - Z_l$ .

Now by Lemma A.2 we have that  $(p-k)\mathbb{P}(Z_1 \in H_p^c) = o(1)$  since  $r \gg \log(p)$ . To see this we put  $n = r$  and  $k' = \frac{r}{2} + \sqrt{2\log(p)}\sqrt{\frac{r}{4}}$  in Lemma A.2 to obtain  $\epsilon = \frac{2\sqrt{\frac{r}{4}}\sqrt{2\log(p)}-1}{r-1} = o(1)$  since  $r \gg \log(p)$  and also  $\epsilon\sqrt{r} \rightarrow \infty$ . This implies

$$\begin{aligned}
\mathbb{P}\left(Z_l > \frac{r}{2} + \sqrt{2\log(p)}\sqrt{\frac{r}{4}}\right) &= \bar{\Phi}(\epsilon\sqrt{n})e^{-(r-1)((1+\epsilon)\log(1+\epsilon)+(1-\epsilon)\log(1-\epsilon)-\epsilon^2)} \\
&\leq \frac{e^{-\frac{4 \cdot \frac{1}{4} \cdot 2\log(p)}{2}}}{\epsilon\sqrt{r}} e^{r\epsilon^2 - r(1+\epsilon)\log(1+\epsilon)} \text{ using Lemma ??} \\
&\leq \frac{e^{-\log(p)}}{\epsilon\sqrt{r}} e^{r\epsilon^2 - r\epsilon} \text{ since } \log(1+\epsilon) \geq \frac{\epsilon}{1+\epsilon} \\
&\ll \frac{1}{p\epsilon\sqrt{r}}. \quad (\text{A.11})
\end{aligned}$$

Hence  $(p-k)\mathbb{P}(Z_1 \in H_p^c) = o(1)$  as needed. Next we need to control  $k\{2\theta(-A)\}^r \mathbb{E}_0 \left\{ \frac{\theta(A)}{\theta(-A)} \right\}^{Z_1} \mathcal{I}(Z_1 \in H_p^c)$ . To this end note that

$$\left\{ \frac{\theta(A)}{\theta(-A)} \right\}^{Z_1} = e^{Z_1 \log\left(\frac{\theta(A)}{\theta(-A)}\right)} = e^{(2\frac{\theta'(0)}{\theta(0)}A + o(A^2))Z_1} = e^{(4\theta'(0)A + o(A^2))Z_1}.$$

Hence by Hölder's Inequality for any  $f > 1$  and complementary  $g > 1$  such that  $\frac{1}{f} + \frac{1}{g} = 1$ , one has

$$k\{2\theta(-A)\}^r \mathbb{E}_0 \left( \left\{ \frac{\theta(A)}{\theta(-A)} \right\}^{Z_1} \mathcal{I}(Z_1 \in H_p^c) \right) \leq \{k^f \{2\theta(-A)\}^{rf} \mathbb{E}_0 [e^{4\theta'(0)AfZ_1} \mathcal{I}(Z_1 \in H_p^c)]\}^{1/f} \\ \times \{\mathbb{E}_0 [e^{g\epsilon Z_1}]\}^{1/g} \quad (\text{A.12})$$

where  $\epsilon = o(A^2)$ . Our next task is hence to control  $k^f \{2\theta(-A)\}^{rf} \mathbb{E}_0 [e^{4\theta'(0)AfZ_1} \mathcal{I}(Z_1 \in H_p^c)]$  for an appropriately chosen  $f > 1$  and then subsequently bound  $\{\mathbb{E}_0 [e^{g\epsilon Z_1}]\}^{1/g}$  for the corresponding  $g > 1$ . We first analyze  $\mathbb{E}_0 [e^{4\theta'(0)AfZ_1} \mathcal{I}(Z_1 \in H_p^c)]$  for arbitrary  $f > 1$  and we will make the choice of the pair  $(f, g)$  clear later:

$$\mathbb{E}_0 [e^{4\theta'(0)AfZ_1} \mathcal{I}(Z_1 \in H_p^c)] = \mathbb{E}_0 \left[ e^{4\theta'(0)AfZ_1} \mathcal{I} \left( Z_1 > \frac{r}{2} + \sqrt{2 \log p} \sqrt{\frac{r}{4}} \right) \right] \\ + \mathbb{E}_0 \left[ e^{4\theta'(0)AfZ_1} \mathcal{I} \left( Z_1 < \frac{r}{2} - \sqrt{2 \log p} \sqrt{\frac{r}{4}} \right) \right] := I_1 + I_2.$$

We will analyze  $I_1$  in detail; the analysis of  $I_2$  is very similar and is omitted.

Since

$$I_1 = e^{4\theta'(0)f\frac{Ar}{2}} \mathbb{E}_0 \left[ e^{4\theta'(0)f\frac{A^*}{2} \frac{Z_1 - \frac{r}{2}}{\sqrt{\frac{r}{4}}} \mathcal{I} \left( Z_1 > \frac{r}{2} + \sqrt{2 \log p} \sqrt{\frac{r}{4}} \right) \right]$$

$$\text{where } A^* = A\sqrt{r}, \text{ we will first control } \mathbb{E}_0 \left[ e^{4\theta'(0)f\frac{A^*}{2} \frac{Z_1 - \frac{r}{2}}{\sqrt{\frac{r}{4}}} \mathcal{I} \left( Z_1 > \frac{r}{2} + \sqrt{2 \log p} \sqrt{\frac{r}{4}} \right) \right] =$$

$I'_1$  (say). Denoting  $\frac{Z_1 - \frac{r}{2}}{\sqrt{\frac{r}{4}}}$  by  $W_r$ , by the Komlos-Major-Tusnady strong embedding theorem (Komlós, Major and Tusnady, 1975), there exists a version of standard Brownian Motion  $B_r$  on the same probability space as  $W_r$  such that

$$\mathbb{P}(|W_r - B_r| \geq C \log(r) + s) \leq K e^{-\lambda s} \quad (\text{A.13})$$

where  $C, K, \lambda$  do not depend on  $r$ . For notational convenience we will take  $C = 1$  w.l.o.g. Let  $x > 0$  which we will choose appropriately later. Hence

$$I'_1 = \mathbb{E}_0 \left[ e^{4\theta'(0)f\frac{A^*}{2\sqrt{r}} W_r} \mathcal{I} \left( Z_1 > \frac{r}{2} + \sqrt{2 \log p} \sqrt{\frac{r}{4}} \right) \right] \\ = \mathbb{E}_0 \left[ e^{4\theta'(0)f\frac{A}{2}(W_r)} \mathcal{I}(W_r > \sqrt{2 \log p} \sqrt{r}) \right] \\ \times \{ \mathcal{I}(|W_r - B_r| \leq \log(r) + x) + \mathcal{I}(|W_r - B_r| > \log(r) + x) \} \\ := I_{11} + I_{12}.$$

Hence we will need to control both  $k^f \{2\theta(-A)\}^{rf} e^{4\theta'(0)f\frac{Ar}{2}} I_{11}$  and  $k^f \{2\theta(-A)\}^{rf} e^{4\theta'(0)f\frac{Ar}{2}} I_{12}$ .  
Now

$$\begin{aligned}
I_{11} &= \mathbb{E}_0[e^{4\theta'(0)f\frac{A}{2}(W_r)} \mathcal{I}(W_r > \sqrt{2\log p}\sqrt{r}) \mathcal{I}(|W_r - B_r| \leq \log(r) + x)] \\
&\leq e^{4\theta'(0)f\frac{A}{2}(\log(r)+x)} \mathbb{E}_0[e^{4\theta'(0)f\frac{A}{2}B_r} \mathcal{I}(B_r > \sqrt{2\log p}\sqrt{r} - (\log(r) + x))] \\
&= e^{4\theta'(0)f\frac{A}{2}(\log(r)+x)} \mathbb{E}_0[e^{4\theta'(0)f\frac{A^*}{2}\frac{B_r}{\sqrt{r}}} \mathcal{I}\left(\frac{B_r}{\sqrt{r}} > \sqrt{2\log p} - \frac{(\log(r) + x)}{\sqrt{r}}\right)] \\
&= e^{4\theta'(0)f\frac{A}{2}(\log(r)+x)} \int_{T_p}^{\infty} \frac{e^{4\theta'(0)f\frac{A^*}{2}v - \frac{v^2}{2}}}{\sqrt{2\pi}} dv \text{ where } T_p = \sqrt{2\log p} - \frac{(\log(r) + x)}{\sqrt{r}} \\
&= e^{4\theta'(0)f\frac{A}{2}(\log(r)+x) + 2\theta'(0)^2 f^2 (A^*)^2 \overline{\Phi}(T_p - 2\theta'(0)fA^*)} \\
&\leq C e^{\{4\theta'(0)f\frac{A}{2}(\log(r)+x) + 2\theta'(0)^2 f^2 (A^*)^2 - \frac{T_p^2 - 4\theta'(0)^2 (A^*)^2 f^2 + 4\theta'(0)A^* f T_p}{2}\}} \text{ if } T_p - 2\theta'(0)fA^* > 1 \\
&= C e^{\{-\log(p)(1 - 4\theta'(0)\sqrt{t}f) - \frac{(\log r + x)^2}{2r} + \frac{\sqrt{2\log p}(\log r + x)}{2\sqrt{r}}\}} \tag{A.14}
\end{aligned}$$

Since  $I_{11}$  is multiplied outside by  $\{2\theta(-A)\}^{rf} e^{4\theta'(0)f\frac{Ar}{2}}$  we bound that coefficient as follows:

$$\begin{aligned}
\{2\theta(-A)\}^{rf} e^{4\theta'(0)f\frac{Ar}{2}} &= (2\theta(-A)e^{2\theta'(0)A})^{rf} \\
&= e^{rf \log(2\theta(-A)e^{2\theta'(0)A})} = e^{rf(\log 2 + \log \theta(A) + 2\theta'(0)A)} \\
&= e^{rf\{\log 2 + 2\theta'(0)A + \log \theta(0) + \frac{\theta'(0)}{\theta(0)}A(-1) - \frac{1}{2!}\frac{\theta''(0)\theta(0)(-1) - \theta'(0)^2(-1)}{\theta(0)^2}A^2 + o(A^2)\}} \\
&= e^{rf\{\log 2 + 2\theta'(0)A - \log 2 - 2\theta'(0)A - 2\theta'(0)^2 A^2 + o(A^2)\}} \text{ since } \theta''(0) = 0 \\
&= e^{\{-f4\theta'(0)^2 t \log(p) + rf\epsilon'\}} \text{ where } \epsilon' = o(A^2) \tag{A.15}
\end{aligned}$$

Finally collecting the terms from (A.14) and (A.15), we bound  $k^f \{2\theta(-A)\}^{rf} e^{4\theta'(0)f\frac{Ar}{2}} I_{11}$  as follows:

$$k^f \{2\theta(-A)\}^{rf} e^{4\theta'(0)f\frac{Ar}{2}} I_{11} \leq C e^{-\log(p)\{f(1 - \alpha - (1 - 2\theta'(0)\sqrt{t})^2) + (f-1)\} - \frac{(\log r + x)^2}{2r} + \frac{\sqrt{2\log p}(\log r + x)}{2\sqrt{r}} + rf\epsilon'}. \tag{A.16}$$

Now since  $t < \rho_{\text{binary}}^*(\alpha)$ ,  $1 - \alpha - (1 - 2\theta'(0)\sqrt{t})^2 < 0$ . Hence we can choose  $f > 1$  sufficiently close to 1 such that  $f(1 - \alpha - (1 - 2\theta'(0)\sqrt{t})^2) + (f-1) < 0$ . We note that since  $r \gg \log(p)$ , there exists a sequence  $a_{r,p} \rightarrow \infty$  such that  $r \gg a_{r,p} \log(p)$ . If we chose  $x = a_{r,p} \log(p)$  then  $T_p - 2\theta'(0)A^* f > 1$  as required for the conclusions to hold since  $4\theta'(0)^2 t < 1$  and  $r \gg a_{r,p} \log(p)$ . Also again since  $r \gg a_{r,p} \log(p)$  we have  $-\log(p)\{f(1 - \alpha - (1 - 2\theta'(0)\sqrt{t})^2) + (f-1)\} -$

$\frac{(\log r+x)^2}{2r} + \frac{\sqrt{2\log p}(\log r+x)}{2\sqrt{r}} + rf\epsilon' \leq -\delta\log(p)$  for some  $\delta > 0$  for sufficiently large  $r, p$ . Hence for such  $x$ , we have  $k^f\{2\theta(-A)\}^{rf}e^{4\theta'(0)f\frac{Ar}{2}}I_{11} \rightarrow 0$ . In order to bound  $I_{12}$  from above we repeatedly apply the Cauchy-Schwarz Inequality and use the fact that  $\cosh(s) = 1 + s^2/2 + o(s^2)$  for small  $s$  as follows:

$$\begin{aligned}
I_{12} &= \mathbb{E}_0[e^{4\theta'(0)f\frac{A}{2}W_r}\mathcal{I}(W_r > \sqrt{2\log p}\sqrt{r})\mathcal{I}(|W_r - B_r| > (\log r + x))] \\
&\leq \left\{ \mathbb{E}_0[e^{4\theta'(0)fAW_r}\mathcal{I}(W_r > \sqrt{2\log p}\sqrt{r})]\mathbb{P}_0(|W_r - B_r| > (\log r + x)) \right\}^{\frac{1}{2}} \\
&\leq \left\{ \mathbb{E}_0[e^{8\theta'(0)fAW_r}]\mathbb{P}_0(W_r > \sqrt{2\log p}\sqrt{r})(\mathbb{P}_0(|W_r - B_r| > (\log r + x)))^2 \right\}^{\frac{1}{4}} \\
&= \left\{ (\cosh(8\theta'(0)fA))^r\mathbb{P}_0(W_r > \sqrt{2\log p}\sqrt{r})(\mathbb{P}_0(|W_r - B_r| > (\log r + x)))^2 \right\}^{\frac{1}{4}} \\
&= \left\{ e^{r\log(1+32\theta'(0)^2f^2A^2+o(A^2))}\mathbb{P}_0(W_r > \sqrt{2\log p}\sqrt{r})(\mathbb{P}_0(|W_r - B_r| > (\log r + x)))^2 \right\}^{\frac{1}{4}} \\
&\leq \left\{ e^{r(32\theta'(0)^2f^2A^2+o(A^2))}\mathbb{P}_0(W_r > \sqrt{2\log p}\sqrt{r})(\mathbb{P}_0(|W_r - B_r| > (\log r + x)))^2 \right\}^{\frac{1}{4}} \\
&\leq C \left\{ e^{\{64\theta'(0)^2f^2t\log(p)-\log(p)+\frac{(\log(p))^2}{r}-\frac{\log\log(p)}{2}-2\lambda x+r\epsilon''\}} \right\}^{\frac{1}{4}} \tag{A.17}
\end{aligned}$$

where  $\epsilon'' = o(A^2)$ , the second last line uses the fact that  $\log(1+x) \leq x$  for  $x \geq 0$  and the last line follows from (A.11) and (A.13) for some constant  $C > 0$ . Recall from (A.15) that  $k^f\{2\theta(-A)\}^{rf}e^{4\theta'(0)f\frac{Ar}{2}} = e^{\{-4\theta'(0)^2ft\log(p)+rf\epsilon'+(1-\alpha)\log(p)\}}$  where  $\epsilon' = o(A^2)$ . Hence by combining terms from (A.17) and (A.15), we obtain that for a constant  $K$  depending on  $f, t$  and  $\theta'(0)$ ,

$$k^f\{2\theta(-A)\}^{rf}e^{4\theta'(0)f\frac{Ar}{2}}I_{12} \leq Ce^{K\log(p)-2\lambda x}.$$

Now since  $x = a_{r,p}\log(p)$  for some  $a_{r,p} \rightarrow \infty$  such that  $r \gg a_{r,p}\log(p)$ , it follows that

$$k^f\{2\theta(-A)\}^{rf}e^{4\theta'(0)f\frac{Ar}{2}}I_{12} = o(1) \tag{A.18}$$

as required.

Next considering the  $g$ -factor from (A.12) we have

$$\begin{aligned}
\{\mathbb{E}_0[e^{g\epsilon Z_1}]\}^{1/g} &= e^{\frac{r}{g}\log(\frac{1+\epsilon g}{2})} \text{ where } \epsilon = o(A^2) \\
&= e^{\frac{r}{g}\log(1+\frac{\epsilon g-1}{2})} = e^{\frac{r}{g}\log(1+\frac{g\epsilon+g^2\epsilon^2+o(g^2\epsilon^2)}{2})} \\
&\leq e^{\frac{r}{g}\log(1+\frac{(2g+2g^2)\epsilon}{2})}
\end{aligned}$$

$$= e^{r\epsilon O(1)} = e^{o(1)} \rightarrow 1 \quad (\text{A.19})$$

Hence collecting terms from (A.16), (A.18) and (A.19) in (A.12) we finish proving  $\mathbb{E}_0(L_\pi \mathcal{I}_D) = o(1)$  which is the first inequality of (A.9).

Next we prove the second inequality in (A.9). Since definition of  $D$  does not depend on  $\beta$ , it follows that

$$\begin{aligned} L_\pi^2 \mathcal{I}_D &= (L_\pi \mathcal{I}_D)^2 \\ &= 2^{2n} \iint \prod_{j=1}^p \left\{ \frac{\theta(\beta_j)\theta(\beta'_j)}{\theta(-\beta_j)\theta(-\beta'_j)} \right\}^{Z_j} \{\theta(-\beta_j)\theta(-\beta'_j)\}^r \mathcal{I}(Z_j \in H_p) d\pi(\beta) d\pi(\beta)'. \end{aligned}$$

Hence by Fubini's Theorem and independence of the  $Z_j$ 's,

$$\begin{aligned} \mathbb{E}_0(L_\pi^2 \mathcal{I}_D) &= 2^{2n} \iint \prod_{j=1}^p \mathbb{E}_0 \left[ \left\{ \frac{\theta(\beta_j)\theta(\beta'_j)}{\theta(-\beta_j)\theta(-\beta'_j)} \right\}^{Z_j} \{\theta(-\beta_j)\theta(-\beta'_j)\}^r \mathcal{I}(Z_j \in H_p) \right] d\pi(\beta) d\pi(\beta)' \\ &= 2^{2n} 2^{-2k} \binom{p}{k}^{-2} \sum_{m_1, m_2, \xi_1, \xi_2} \prod_{j=1}^p \mathbb{E}_0 \left[ \left\{ \frac{\theta(\beta_j)\theta(\beta'_j)}{\theta(-\beta_j)\theta(-\beta'_j)} \right\}^{Z_j} \{\theta(-\beta_j)\theta(-\beta'_j)\}^r \mathcal{I}(Z_j \in H_p) \right] \end{aligned} \quad (\text{A.20})$$

For any two i.i.d draws  $(m_1, \xi_1)$  and  $(m_2, \xi_2)$ , set for  $j = 1, \dots, p$

$$T_j = \mathbb{E}_0 \left[ \left\{ \frac{\theta(\beta_j)\theta(\beta'_j)}{\theta(-\beta_j)\theta(-\beta'_j)} \right\}^{Z_j} \{\theta(-\beta_j)\theta(-\beta'_j)\}^r \mathcal{I}(Z_j \in H_p) \right].$$

We divide into the following cases. For each  $j \in \{1, \dots, p\}$ ,

1.  $j \in m_1^c \cap m_2^c$ :  $T_j = \frac{\mathbb{P}_0(Z_j \in H_p)}{2^r}$ .
2.  $j \in m_1 \cap m_2^c \cap \{l : \xi_1^l = 1\}$ :  $T_j = \mathbb{E}_0 \left[ \left\{ \frac{\theta(A)}{\theta(-A)} \right\}^{Z_j} \mathcal{I}(Z_j \in H_p) \right] \left( \frac{\theta(-A)}{2} \right)^r$ .
3.  $j \in m_1 \cap m_2^c \cap \{l : \xi_1^l = -1\}$ :

$$\begin{aligned} T_j &= \mathbb{E}_0 \left[ \left\{ \frac{\theta(A)}{\theta(-A)} \right\}^{r-Z_j} \mathcal{I}(Z_j \in H_p) \right] \left( \frac{\theta(-A)}{2} \right)^r \\ &= \mathbb{E}_0 \left[ \left\{ \frac{\theta(A)}{\theta(-A)} \right\}^{Z_j} \mathcal{I}(Z_j \in H_p) \right] \left( \frac{\theta(-A)}{2} \right)^r \end{aligned}$$

since  $r - Z_j \stackrel{d}{=} Z_j$  and the definition of the set  $D$  is also symmetric in  $Z_j$  and  $r - Z_j$  for all  $Z_j$ .

4.  $j \in m_1^c \cap m_2 \cap \{l : \xi_2^l = 1\}$ :  $T_j = \mathbb{E}_0 \left[ \left\{ \frac{\theta(A)}{\theta(-A)} \right\}^{Z_j} \mathcal{I}(Z_j \in H_p) \right] \left( \frac{\theta(-A)}{2} \right)^r$ .



5.  $j \in m_1^c \cap m_2 \cap \{l : \xi_2^l = -1\}$ :  $T_j = \mathbb{E}_0 \left[ \left\{ \frac{\theta(A)}{\theta(-A)} \right\}^{Z_j} \mathcal{I}(Z_j \in H_p) \right] \left( \frac{\theta(-A)}{2} \right)^r$   
by the symmetry argument made in case (3) above.
6.  $j \in m_3 \cap \{l : \xi_1^l = \xi_2^l = 1\}$ :  $T_j = \mathbb{E}_0 \left[ \left\{ \frac{\theta(A)}{\theta(-A)} \right\}^{2Z_j} \mathcal{I}(Z_j \in H_p) \right] (\theta(-A))^{2r}$ .
7.  $j \in m_3 \cap \{j : \xi_1^l = \xi_2^l = -1\}$ :  $T_j = \mathbb{E}_0 \left[ \left\{ \frac{\theta(A)}{\theta(-A)} \right\}^{2Z_j} \mathcal{I}(Z_j \in H_p) \right] (\theta(-A))^{2r}$   
again by the symmetry argument.
8.  $j \in m_4$ :  $T_j = \{\theta(A)\theta(-A)\}^r \mathbb{P}_0(Z_j \in H_p)$ .

Grouping the terms in (A.20) by the above cases and collecting terms,

$$\begin{aligned}
& \mathbb{E}_0(L_\pi^2 I(D)) \\
&= \frac{2^{2n-2k}}{\binom{p}{k}^2} \sum_{\substack{m_1, m_2 \\ \xi_1, \xi_2}} \left[ \prod_{j \in m_1^c \cap m_2^c} \frac{\mathbb{P}_0(Z_j \in H_p)}{2^r} \prod_{j \in m_1^c \Delta m_2^c} \mathbb{E}_0 \left[ \left\{ \frac{\theta(A)}{\theta(-A)} \right\}^{Z_j} \mathcal{I}(Z_j \in H_p) \right] \left( \frac{\theta(-A)}{2} \right)^r \right. \\
&\quad \times \prod_{j \in m_3} \mathbb{E}_0 \left[ \left\{ \frac{\theta(A)}{\theta(-A)} \right\}^{2Z_j} \mathcal{I}(Z_j \in H_p) \right] (\theta(-A))^{2r} \prod_{j \in m_4} \{\theta(A)\theta(-A)\}^r \mathbb{P}_0(Z_j \in H_p) \left. \right] \\
&= \frac{2^{2n-2k}}{\binom{p}{k}^2} \sum_{\substack{m_1, m_2 \\ \xi_1, \xi_2}} \left[ \prod_{j \in m_1^c \cap m_2^c} \frac{\mathbb{P}_0(Z_1 \in H_p)}{2^r} \prod_{j \in m_1^c \Delta m_2^c} \mathbb{E}_0 \left[ \left\{ \frac{\theta(A)}{\theta(-A)} \right\}^{Z_1} \mathcal{I}(Z_1 \in H_p) \right] \left( \frac{\theta(-A)}{2} \right)^r \right. \\
&\quad \times \prod_{j \in m_3} \mathbb{E}_0 \left[ \left\{ \frac{\theta(A)}{\theta(-A)} \right\}^{2Z_1} \mathcal{I}(Z_1 \in H_p) \right] (\theta(-A))^{2r} \prod_{j \in m_4} \{\theta(A)\theta(-A)\}^r \mathbb{P}_0(Z_1 \in H_p) \left. \right] \\
&= \frac{2^{2n-2k}}{\binom{p}{k}^2} \sum_{\substack{m_1, m_2 \\ \xi_1, \xi_2}} \left[ \left( \frac{\mathbb{P}_0(Z_1 \in H_p)}{2^r} \right)^{|m_1^c \cap m_2^c|} \left( \mathbb{E}_0 \left[ \left\{ \frac{\theta(A)}{\theta(-A)} \right\}^{Z_1} \mathcal{I}(Z_1 \in H_p) \right] \left( \frac{\theta(-A)}{2} \right)^r \right)^{|m_1 \Delta m_2|} \right. \\
&\quad \times \left( \mathbb{E}_0 \left[ \left\{ \frac{\theta(A)}{\theta(-A)} \right\}^{2Z_1} \mathcal{I}(Z_1 \in H_p) \right] (\theta(-A))^{2r} \right)^{|m_3|} \left( \{\theta(A)\theta(-A)\}^r \mathbb{P}_0(Z_1 \in H_p) \right)^{|m_4|} \left. \right] \\
&= \frac{1}{2^{2k} \binom{p}{k}^2} \sum_{\substack{m_1, m_2 \\ \xi_1, \xi_2}} \left[ \left( \mathbb{P}_0(Z_1 \in H_p) \right)^{|m_1^c \cap m_2^c|} \left( \mathbb{E}_0 \left[ \left\{ \frac{\theta(A)}{\theta(-A)} \right\}^{Z_1} \mathcal{I}(Z_1 \in H_p) \right] (2\theta(-A))^r \right)^{|m_1 \Delta m_2|} \right. \\
&\quad \times \left( \mathbb{E}_0 \left[ \left\{ \frac{\theta(A)}{\theta(-A)} \right\}^{2Z_1} \mathcal{I}(Z_1 \in H_p) \right] (2\theta(-A))^{2r} \right)^{|m_3|} \left( \{4\theta(A)\theta(-A)\}^r \mathbb{P}_0(Z_1 \in H_p) \right)^{|m_4|} \left. \right] \\
&\leq \frac{1}{2^{2k} \binom{p}{k}^2} \sum_{\substack{m_1, m_2 \\ \xi_1, \xi_2}} \left[ \left( \mathbb{E}_0 \left[ \left\{ \frac{\theta(A)}{\theta(-A)} \right\}^{2Z_1} \mathcal{I}(Z_1 \in H_p) \right] (2\theta(-A))^{2r} \right)^{|m_3|} \right. \\
&\quad \times \left( \{4\theta(A)\theta(-A)\}^r \mathbb{P}_0(Z_1 \in H_p) \right)^{|m_4|} \left. \right]
\end{aligned}$$

$$\begin{aligned}
&= \frac{1}{2^{2k} \binom{p}{k}^2} \sum_{\substack{m_1, m_2 \\ \xi_1, \xi_2}} \left[ \left\{ \frac{\left( \mathbb{E}_0 \left[ \left\{ \frac{\theta(A)}{\theta(-A)} \right\}^{2Z_1} \mathcal{I}(Z_1 \in H_p) \right] (2\theta(-A))^{2r} \right)}{\left( \{4\theta(A)\theta(-A)\}^r \mathbb{P}_0(Z_1 \in H_p) \right)} \right\}^{|m_3|} \right. \\
&\quad \times \left. \left( \{4\theta(A)\theta(-A)\}^r \mathbb{P}_0(Z_1 \in H_p) \right)^{|m_1 \cap m_2|} \right] \\
&= \frac{1}{\binom{p}{k}^2} \sum_{m_1, m_2} \left[ \frac{1}{2} \left( \{4\theta(A)\theta(-A)\}^r \mathbb{P}_0(Z_1 \in H_p) \right) \right. \\
&\quad \left. + \mathbb{E}_0 \left[ \left\{ \frac{\theta(A)}{\theta(-A)} \right\}^{2Z_1} \mathcal{I}(Z_1 \in H_p) \right] (2\theta(-A))^{2r} \right]^{|m_1 \cap m_2|} \\
&= \mathbb{E}_W \left[ \frac{1}{2} \left( \{4\theta(A)\theta(-A)\}^r \mathbb{P}_0(Z_1 \in H_p) + \mathbb{E}_0 \left[ \left\{ \frac{\theta(A)}{\theta(-A)} \right\}^{2Z_1} \mathcal{I}(Z_1 \in H_p) \right] (2\theta(-A))^{2r} \right) \right]^W
\end{aligned}$$

where  $W \sim \text{Hypergeometric}(p, k, k)$ . Now we observe that by Lemma A.1,

$$\begin{aligned}
&\mathbb{E}_W \left[ \frac{1}{2} \left( \{4\theta(A)\theta(-A)\}^r \mathbb{P}_0(Z_1 \in H_p) + \mathbb{E}_0 \left[ \left\{ \frac{\theta(A)}{\theta(-A)} \right\}^{2Z_1} \mathcal{I}(Z_1 \in H_p) \right] (2\theta(-A))^{2r} \right) \right]^W \\
&\leq \mathbb{E}_U \left[ \frac{1}{2} \left( \{4\theta(A)\theta(-A)\}^r \mathbb{P}_0(Z_1 \in H_p) + \mathbb{E}_0 \left[ \left\{ \frac{\theta(A)}{\theta(-A)} \right\}^{2Z_1} \mathcal{I}(Z_1 \in H_p) \right] (2\theta(-A))^{2r} \right) \right]^U
\end{aligned}$$

where  $U \sim \text{Bin}(k, \frac{k}{p-k})$ , provided the following holds:

$$\left[ \frac{1}{2} \left( \{4\theta(A)\theta(-A)\}^r \mathbb{P}_0(Z_1 \in H_p) + \mathbb{E}_0 \left[ \left\{ \frac{\theta(A)}{\theta(-A)} \right\}^{2Z_1} \mathcal{I}(Z_1 \in H_p) \right] (2\theta(-A))^{2r} \right) \right] \geq 1. \tag{A.21}$$

Hence under the inequality (A.21) we have

$$\begin{aligned}
&\mathbb{E}_0(L_\pi^2 I(D)) \\
&\leq \mathbb{E}_U \left[ \frac{1}{2} \left( \{4\theta(A)\theta(-A)\}^r \mathbb{P}_0(Z_1 \in H_p) + \mathbb{E}_0 \left[ \left\{ \frac{\theta(A)}{\theta(-A)} \right\}^{2Z_1} \mathcal{I}(Z_1 \in H_p) \right] (2\theta(-A))^{2r} \right) \right]^U \\
&= \left\{ 1 + \frac{k}{p-k} \left( \left[ \frac{1}{2} \left( \{4\theta(A)\theta(-A)\}^r \mathbb{P}_0(Z_1 \in H_p) \right) \right. \right. \right. \\
&\quad \left. \left. \left. + \mathbb{E}_0 \left[ \left\{ \frac{\theta(A)}{\theta(-A)} \right\}^{2Z_1} \mathcal{I}(Z_1 \in H_p) \right] (2\theta(-A))^{2r} \right] - 1 \right) \right\}
\end{aligned}$$

Hence in order to prove the second inequality of (A.9) it suffices to verify the inequality (A.21) and prove

$$\frac{k^2}{p} \left( \left[ \frac{1}{2} \left( \{4\theta(A)\theta(-A)\}^r \mathbb{P}_0(Z_1 \in H_p) + \mathbb{E}_0 \left[ \left\{ \frac{\theta(A)}{\theta(-A)} \right\}^{2Z_1} \mathcal{I}(Z_1 \in H_p) \right] (2\theta(-A))^{2r} \right) \right] - 1 \right) = o(1).$$

(A.22)

We first verify (A.22). We note that

$$\begin{aligned} & \frac{k^2}{p} \left( \left[ \frac{1}{2} \left( \{4\theta(A)\theta(-A)\}^r \mathbb{P}_0(Z_1 \in H_p) + \mathbb{E}_0 \left[ \left\{ \frac{\theta(A)}{\theta(-A)} \right\}^{2Z_1} \mathcal{I}(Z_1 \in H_p) \right] (2\theta(-A))^{2r} \right) \right] - 1 \right) \\ & := E_1 + E_2 + E_3 . \end{aligned} \quad (\text{A.23})$$

where

$$E_1 = \frac{k^2}{2p} \{4\theta(A)\theta(-A)\}^r \mathbb{P}_0(Z_1 \in H_p),$$

$$E_2 = \frac{k^2}{2p} \mathbb{E}_0 \left[ \left\{ \frac{\theta(A)}{\theta(-A)} \right\}^{2Z_1} \mathcal{I}(Z_1 \in H_p) \right] (2\theta(-A))^{2r}$$

and

$$E_3 = \frac{k^2}{p}.$$

Since  $\alpha > \frac{1}{2}$ , trivially  $E_3 = o(1)$ . Hence it suffices to prove that  $E_1 = o(1)$  and  $E_2 = o(1)$ . To this end, first note that

$$\begin{aligned} E_1 &= \frac{k^2}{2p} \{4\theta(A)\theta(-A)\}^r \mathbb{P}_0(Z_1 \in H_p) \leq \frac{k^2}{p} \{4\theta(A)\theta(-A)\}^r \\ &= \frac{k^2}{p} e^{r \log(4\theta(A)\theta(-A))} = \frac{k^2}{p} e^{r(2\theta'(0)A - 2\theta'(0)^2 A^2 - 2\theta'(0)A - 2\theta'(0)^2 A^2 + o(A^2))} \\ &= \frac{k^2}{p} e^{r(-4\theta'(0)^2 A^2 + o(A^2))} = o(1) \end{aligned} \quad (\text{A.24})$$

as required. Next we control  $E_2$  as follows:

$$\begin{aligned} E_2 &= \frac{k^2}{2p} \mathbb{E}_0 \left[ \left\{ \frac{\theta(A)}{\theta(-A)} \right\}^{2Z_1} \mathcal{I}(Z_1 \in H_p) \right] (2\theta(-A))^{2r} \\ &\leq \frac{k^2}{p} \mathbb{E}_0 \left[ \left\{ \frac{\theta(A)}{\theta(-A)} \right\}^{2Z_1} \mathcal{I}(Z_1 \in H_p) \right] (2\theta(-A))^{2r} \\ &= \frac{k^2}{p} \mathbb{E}_0 \left[ e^{2Z_1 \log \left\{ \frac{\theta(A)}{\theta(-A)} \right\}} \mathcal{I}(Z_1 \in H_p) \right] (2\theta(-A))^{2r} \\ &= \mathbb{E}_0 \left[ e^{2Z_1(4\theta'(0)A + \epsilon)} \mathcal{I}(Z_1 \in H_p) \right] (2\theta(-A))^{2r} \text{ where } \epsilon = o(A^2) \\ &\leq \left\{ \mathbb{E}_0 \left[ e^{8\theta'(0)AZ_1} \mathcal{I}(Z_1 \in H_p) (2\theta(-A))^{2r} \frac{k^2}{p} \right]^f \right\}^{1/f} \left\{ \mathbb{E}_0 \left[ e^{2g\epsilon Z_1} \right] \right\}^{1/g} . \end{aligned} \quad (\text{A.25})$$

where the last line is by Hölder's Inequality for any  $f > 1$  and complementary  $g > 1$  such that  $\frac{1}{f} + \frac{1}{g} = 1$ . Our next task is hence to control  $\mathbb{E}_0 \left[ e^{8\theta'(0)AZ_1} \mathcal{I}(Z_1 \in H_p) (2\theta(-A))^{2r \frac{k^2}{p}} \right]^f$  for an appropriately chosen  $f > 1$  and then subsequently bound  $\left\{ \mathbb{E}_0 \left[ e^{2g\epsilon Z_1} \right] \right\}^{1/g}$  for the corresponding  $g > 1$ . We first analyze  $\mathbb{E}_0 \left[ e^{8\theta'(0)AZ_1} \mathcal{I}(Z_1 \in H_p) (2\theta(-A))^{2r \frac{k^2}{p}} \right]^f$  for arbitrary  $f > 1$  and we will make the choice of the pair  $(f, g)$  clear later. To that end, we have

$$\begin{aligned} & \mathbb{E}_0 \left[ e^{8\theta'(0)AfZ_1} \mathcal{I}(Z_1 \in H_p) (2\theta(-A))^{2rf} \right] \\ &= \mathbb{E}_0 \left[ e^{8\theta'(0)AfZ_1} (2\theta(-A))^{2rf} \left\{ \mathcal{I} \left( Z_1 \leq \frac{r}{2} + \sqrt{2 \log p} \sqrt{\frac{r}{4}} \right) + \mathcal{I} \left( Z_1 \geq \frac{r}{2} - \sqrt{2 \log p} \sqrt{\frac{r}{4}} \right) \right\} \right] \\ &:= I_1 + I_2 - I_3 \end{aligned} \tag{A.26}$$

where  $I_1 = \mathbb{E}_0 \left[ e^{8\theta'(0)AfZ_1} (2\theta(-A))^{2rf} \{ \mathcal{I}(Z_1 \leq \frac{r}{2} + \sqrt{2 \log p} \sqrt{\frac{r}{4}}) \} \right]$  and  $I_2 = \mathbb{E}_0 \left[ e^{8\theta'(0)AfZ_1} (2\theta(-A))^{2rf} \{ \mathcal{I}(Z_1 \geq \frac{r}{2} - \sqrt{2 \log p} \sqrt{\frac{r}{4}}) \} \right]$  and  $I_3$  is the remainder. We will analyze  $I_1$  in detail; the analysis of  $I_2$  is very similar and is omitted. The proof of  $I_3 = o(1)$  is easier and can be also done following similar techniques and is hence also omitted. Recalling the definition of  $W_r := \frac{Z_1 - \frac{r}{2}}{\sqrt{\frac{r}{4}}}$ , we have

$$\mathbb{E}_0 \left[ e^{8\theta'(0)AfZ_1} \mathcal{I} \left( Z_1 \leq \frac{r}{2} + \sqrt{2 \log p} \sqrt{\frac{r}{4}} \right) \right] = e^{4\theta'(0)fAr} \mathbb{E}_0 \left[ e^{4\theta'(0)fAW_r} \mathcal{I} \left( \frac{W_r}{\sqrt{r}} \leq \sqrt{2 \log p} \right) \right]$$

Arguing similarly as in proof of the first inequality of (A.9), it can be shown that it suffices to analyze  $e^{4\theta'(0)fAr} \mathbb{E}_0 \left[ e^{4\theta'(0)fAB_r} \{ \mathcal{I}(\frac{B_r}{\sqrt{r}} \leq \sqrt{2 \log p}) \} \right]$  where  $B_r$  is the version of Brownian Motion on the same probability space as  $W_r$  satisfying (A.13). Of course in the proof of the first inequality of (A.9) we went through complete details in choosing an appropriate  $x > 0$  which calibrates the degree of approximation between  $W_r$  and  $B_r$ . However we note that the same choice of  $x$  as before goes through and the essence of the proof boils down to controlling  $e^{4\theta'(0)fAr} \mathbb{E}_0 \left[ e^{4\theta'(0)fAB_r} \{ \mathcal{I}(\frac{B_r}{\sqrt{r}} \leq \sqrt{2 \log p}) \} \right]$ . Now

$$\begin{aligned} & \mathbb{E}_0 \left[ e^{4\theta'(0)fAB_r} \mathcal{I} \left( \frac{B_r}{\sqrt{r}} \leq \sqrt{2 \log p} \right) \right] \\ &= \mathbb{E}_0 \left[ e^{4\theta'(0)fA^* \frac{B_r}{\sqrt{r}}} \mathcal{I} \left( \frac{B_r}{\sqrt{r}} \leq \sqrt{2 \log p} \right) \right] \end{aligned}$$

$$\begin{aligned}
&= \int_{-\infty}^{\sqrt{2\log p}} e^{4\theta'(0)fA^*v} \frac{e^{-\frac{v^2}{2}}}{\sqrt{2\pi}} dv \\
&= \int_{-\infty}^{\sqrt{2\log p}} \frac{1}{\sqrt{2\pi}} e^{-\frac{1}{2}(v^2 - 8\theta'(0)fA^*v + 16\theta'(0)^2 f^2 (A^*)^2)} e^{8\theta'(0)^2 f^2 (A^*)^2} dv \\
&= \Phi(\sqrt{2\log p} - 4\theta'(0)fA^*) e^{8\theta'(0)^2 f^2 (A^*)^2}
\end{aligned}$$

Considering the expression for  $I_1$  in (A.26), we have the following:

$$e^{4\theta'(0)fAr} (2\theta(-A))^{2rf} = e^{-4\theta'(0)^2 (A^*)^2 f + rf\epsilon'} \text{ where } \epsilon' = o(A^2)$$

since  $\theta''(0) = 0$ . Hence we have, as in the proof of the first inequality of (A.9),

$$\begin{aligned}
I_1 &\lesssim e^{(1-2\alpha)f\log(p) + 8\theta'(0)^2 (A^*)^2 f^2 - 4\theta'(0)(A^*)^2 f + rf\epsilon'} \Phi(\sqrt{2\log p} - 4\theta'(0)fA^*) \\
&= e^{\{(1-2\alpha)f + 16\theta'(0)^2 f^2 t - 8\theta'(0)ft\}\log(p) + rf\epsilon'} \Phi(\sqrt{2\log p} - 4\theta'(0)fA^*)
\end{aligned}$$

Now the behavior of the bounds on  $\Phi(s)$  is different depending on whether  $s \geq 0$  or  $s < 0$  and we have  $\Phi(s) \leq 1$  when  $s \geq 0$  and  $\Phi(s) < \phi(s)$  if  $s < 0$ . But  $\sqrt{2\log p} - 4\theta'(0)fA^* \lesssim 0$  accordingly as  $t \gtrsim \frac{1}{16\theta'(0)^2 f^2}$ . Hence we divide our analysis into two parts according to the range of  $t$ .

When  $t \leq \frac{1}{16\theta'(0)^2 f^2}$ , i.e.,  $\sqrt{2\log p} - 4\theta'(0)fA^* \geq 0$  we have

$$I_1 \lesssim e^{\{(1-2\alpha)f + 16\theta'(0)^2 f^2 t - 8\theta'(0)ft\}\log(p) + rf\epsilon'}$$

Now the coefficient of  $\log(p)$  in the above exponent is

$$\begin{aligned}
f \left[ (1 - 2\alpha) + 8\theta'(0)^2 t (2f - 1) \right] &= 2f \left[ \left( \frac{1}{2} - \alpha \right) + 4\theta'(0)^2 t (2f - 1) \right] \\
&= 8f\theta'(0)^2 \left[ \frac{\frac{1}{2} - \alpha}{4\theta'(0)^2} + t(2f - 1) \right]
\end{aligned}$$

For  $\alpha \leq \frac{3}{4}$ , since  $t < \rho_{\text{binary}}^*(\alpha) = \frac{\alpha - \frac{1}{2}}{4\theta'(0)^2}$ , we have there exists  $\delta_1(\alpha, t) > 0$  such that  $\frac{\frac{1}{2} - \alpha}{4\theta'(0)^2} + t(2f - 1) < 0$  whenever  $f = 1 + \delta$  with  $\delta \leq \delta_1(\alpha, t)$ . For  $\alpha > \frac{3}{4}$ , since  $t \leq \frac{1}{16\theta'(0)^2 f^2}$ ,  $\frac{\alpha - \frac{1}{2}}{4\theta'(0)^2}$  is monotone increasing in  $\alpha$  and  $\rho_{\text{binary}}^*\left(\frac{3}{4}\right) = \frac{\frac{3}{4} - \frac{1}{2}}{4\theta'(0)^2} = \frac{1}{16\theta'(0)^2 f^2}$ , we have that there exists  $\delta_2(\alpha, t) > 0$  such

that  $\frac{\frac{1}{2}-\alpha}{4\theta'(0)^2} + t(2f-1) < 0$  whenever  $f = 1 + \delta$  with  $\delta \leq \delta_2(\alpha, t)$ .

When  $t > \frac{1}{16\theta'(0)^2 f^2}$  we have

$$\begin{aligned} I_1 &\lesssim e^{\{(1-2\alpha)f+16\theta'(0)^2 f^2 t-8\theta'(0)ft\}\log(p)+rf\epsilon'} \phi(\sqrt{2\log p} - 4\theta'(0)fA^*) \\ &= e^{f\log(p)(1-2\alpha-8\theta'(0)^2 t-1+8\theta'(0)\sqrt{t})+\log(p)(f-1)+rf\epsilon'} \\ &= e^{f\log(p)(1-2\alpha-8\theta'(0)^2 t-1+8\theta'(0)\sqrt{t})+\log(p)(f-1)+rf\epsilon'} \\ &= e^{f\log(p)\{2(1-\alpha)-2(1-2\theta'(0)\sqrt{t})^2\}+(f-1)\log(p)+rf\epsilon'} \end{aligned}$$

Since  $t < \rho_{\text{binary}}^*(\alpha)$ ,  $2(1-\alpha) - 2(1-2\theta'(0)\sqrt{t})^2 < 0$  and hence there exists  $\delta_3(\alpha, t) > 0$  such that  $f\{2(1-\alpha) - 2(1-2\theta'(0)\sqrt{t})^2\} + (f-1) < 0$  whenever  $f = 1 + \delta$  with  $\delta \leq \delta_3(\alpha, t)$ .

Hence choosing  $f = 1 + \delta$  with  $\delta = \min\{\delta_1(\alpha, t), \delta_2(\alpha, t), \delta_3(\alpha, t)\}$  yields  $I_1 = o(1)$  as required. Controlling the corresponding  $g$ -factor in (A.25) is similar to that in (A.12) and can be done along the lines of deriving (A.19).

Next we prove (A.21). We note that it suffices to prove that  $\mathbb{E}_0 \left[ \left\{ \frac{\theta(A)}{\theta(-A)} \right\}^{2Z_1} \mathcal{I}(Z_1 \in H_p) \right] (2\theta(-A))^{2r} \rightarrow \infty$ . As before

$$\begin{aligned} &\mathbb{E}_0 \left[ \left\{ \frac{\theta(A)}{\theta(-A)} \right\}^{2Z_1} \mathcal{I}(Z_1 \in H_p) \right] (2\theta(-A))^{2r} \\ &= \mathbb{E}_0 \left[ e^{2Z_1 \log \left\{ \frac{\theta(A)}{\theta(-A)} \right\}} \mathcal{I}(Z_1 \in H_p) \right] (2\theta(-A))^{2r} \\ &= \mathbb{E}_0 \left[ e^{(4\theta'(0)+\epsilon)A2Z_1} \mathcal{I}(Z_1 \in H_p) \right] (2\theta(-A))^{2r} \text{ where } \epsilon A = o(A^2) \\ &= e^{(4\theta'(0)+\epsilon)Ar} (2\theta(-A))^{2r} \mathbb{E}_0 \left[ e^{(4\theta'(0)+\epsilon)AW_r} \mathcal{I}(Z_1 \in H_p) \right]. \end{aligned}$$

Now,

$$\begin{aligned} &\mathbb{E}_0 \left[ e^{(4\theta'(0)+\epsilon)AW_r} \mathcal{I}(Z_1 \in H_p) \right] \\ &\geq \mathbb{E}_0 \left[ e^{(4\theta'(0)+\epsilon)AW_r} \mathcal{I}(|W_r - B_r| \leq (\log r + x)) \mathcal{I}(-\sqrt{2\log p}\sqrt{r} \leq W_r \leq \sqrt{2\log p}\sqrt{r}) \right] \\ &\geq e^{-(4\theta'(0)+\epsilon)(\log r + x)A} \mathbb{E}_0 \left[ e^{(4\theta'(0)+\epsilon)AB_r} \mathcal{I}(|W_r - B_r| \leq (\log r + x)) \right. \\ &\quad \left. \times \mathcal{I}(-\sqrt{2\log p}\sqrt{r} + (\log r + x) \leq B_r \leq \sqrt{2\log p}\sqrt{r} - (\log r + x)) \right] \\ &= e^{-(4\theta'(0)+\epsilon)(\log r + x)A} \mathbb{E}_0 \left[ e^{(4\theta'(0)+\epsilon)A^* \frac{B_r}{\sqrt{r}}} \right] \end{aligned}$$

$$\begin{aligned}
& \mathcal{I}\left(-\sqrt{2\log p}\sqrt{r} + \frac{(\log r + x)}{\sqrt{r}} \leq \frac{B_r}{\sqrt{r}} \leq \sqrt{2\log p} - \frac{(\log r + x)}{\sqrt{r}}\right)] \\
& - e^{-(4\theta'(0)+\epsilon)(\log r+x)A} \mathbb{E}_0 \left[ e^{(4\theta'(0)+\epsilon)A^* \frac{B_r}{\sqrt{r}}} \right. \\
& \left. \mathcal{I}\left(-\sqrt{2\log p}\sqrt{r} + \frac{(\log r + x)}{\sqrt{r}} \leq \frac{B_r}{\sqrt{r}} \leq \sqrt{2\log p} - \frac{(\log r + x)}{\sqrt{r}}\right) \right. \\
& \quad \left. \times \mathcal{I}(|W_r - B_r| > (\log r + x)) \right] \\
& := S_1 - S_2 .
\end{aligned} \tag{A.27}$$

Hence it is enough to prove that  $e^{(4\theta'(0)+\epsilon)Ar}(2\theta(-A))^{2r} S_1 \rightarrow \infty$  and  $e^{(4\theta'(0)+\epsilon)Ar}(2\theta(-A))^{2r} S_2 = O(1)$ .

Now

$$\begin{aligned}
S_1 & := e^{-(4\theta'(0)+\epsilon)(\log r+x)A} \mathbb{E}_0 \left[ e^{(4\theta'(0)+\epsilon)A^* \frac{B_r}{\sqrt{r}}} \right. \\
& \quad \left. \mathcal{I}\left(-\sqrt{2\log p}\sqrt{r} + \frac{(\log r + x)}{\sqrt{r}} \leq \frac{B_r}{\sqrt{r}} \leq \sqrt{2\log p} - \frac{(\log r + x)}{\sqrt{r}}\right) \right] \\
& = e^{-(4\theta'(0)+\epsilon)(\log r+x)A} e^{\frac{1}{2}(4\theta'(0)+\epsilon)^2(A^*)^2} \Phi\left(\sqrt{2\log p} - \frac{(\log r+x)}{\sqrt{r}} - (4\theta'(0)+\epsilon)A^*\right) .
\end{aligned} \tag{A.28}$$

Also

$$e^{(4\theta'(0)+\epsilon)Ar}(2\theta(-A))^{2r} = e^{-4\theta'(0)^2 A^2 r + r o(A^2) + \epsilon Ar} = e^{-4\theta'(0)^2 A^2 r + r o(A^2)} . \tag{A.29}$$

Hence by (A.28) and (A.29) we have

$$\begin{aligned}
e^{(4\theta'(0)+\epsilon)Ar}(2\theta(-A))^{2r} S_1 & = e^{\{\frac{1}{2}(4\theta'(0)+\epsilon)^2(A^*)^2 - (4\theta'(0)+\epsilon)(\log r+x)A - 4\theta'(0)^2 A^2 r + r o(A^2)\}} \\
& \quad \times \Phi\left(\sqrt{2\log p} - \frac{(\log r + x)}{\sqrt{r}} - (4\theta'(0) + \epsilon)A^*\right) .
\end{aligned} \tag{A.30}$$

The behavior of the above quantity depends on  $\Phi(\eta)$  where  $\eta = \sqrt{2\log p} - \frac{(\log r+x)}{\sqrt{r}} - (4\theta'(0) + \epsilon)A^*$ . Hence we divide our study in the following cases.

First suppose  $t \leq \frac{1}{16\theta'(0)^2}$ . If  $\epsilon = -\delta < 0$ , then  $\eta \geq \frac{\sqrt{2\log p\delta}}{4\theta'(0)} - \frac{(\log r+x)}{\sqrt{r}}$ . Hence  $\Phi(\eta) \geq \frac{1}{2} + o(1)$ . Hence from (A.30) we have

$$e^{(4\theta'(0)+\epsilon)Ar}(2\theta(-A))^{2r} S_1$$

$$\begin{aligned}
&\geq \left(\frac{1}{2} + o(1)\right) e^{\left\{\frac{1}{2}(4\theta'(0)+\epsilon)^2(A^*)^2 - (4\theta'(0)+\epsilon)(\log r+x)Ar - 4\theta'(0)^2 A^2 r + ro(A^2)\right\}} \\
&= \left(\frac{1}{2} + o(1)\right) e^{4\theta'(0)(A^*)^2 + \kappa - (4\theta'(0)+\epsilon)(\log r+x)A + ro(A^2)} \text{ where } |\kappa| \ll \log(p) \\
&= \left(\frac{1}{2} + o(1)\right) e^{8t\theta'(0)\log(p) + \kappa - (4\theta'(0)+\epsilon)(\log r+x)A + ro(A^2)}.
\end{aligned} \tag{A.31}$$

Now  $(4\theta'(0) + \epsilon)(\log r + x)A < \frac{5\theta'(0)(\log r+x)\sqrt{2\log p}}{\sqrt{r}} \ll \log(p)$  if  $x = a_{r,p}\log(p)$  is such that  $a_{r,p} \rightarrow \infty$  ensuring both  $r \gg a_{r,p}\log(p)$  and  $\frac{a_{r,p}\log(p)\sqrt{2\log p}}{\sqrt{r}} \ll \log(p)$ . Thus  $e^{(4\theta'(0)+\epsilon)Ar} (2\theta(-A))^{2r} S_1 \geq e^{c\log(p)}$  for some  $c > 0$  and hence diverges.

If  $\epsilon > 0$ , then  $\eta \geq -\frac{\sqrt{2\log p\epsilon}}{4\theta'(0)} - \frac{(\log r+x)}{\sqrt{r}}$  and hence  $-\eta \leq \frac{\sqrt{2\log p\epsilon}}{4\theta'(0)} + \frac{(\log r+x)}{\sqrt{r}} \ll \tau$  for some divergent  $\tau \ll \sqrt{\log(p)}$ . Hence, by Lemma ??,

$$\begin{aligned}
\Phi(\eta) &= \bar{\Phi}(-\eta) \geq \left(1 - \frac{1}{\tau^2}\right) \frac{\phi(\tau)}{\tau} \\
&\geq \frac{\phi(\tau)}{2\tau} \text{ for sufficiently large } r, p \\
&= \frac{e^{-\tau^2/2}}{\tau\sqrt{2\pi}}.
\end{aligned}$$

Hence similar to the calculations in deriving (A.31) we have

$$\begin{aligned}
e^{(4\theta'(0)+\epsilon)Ar} (2\theta(-A))^{2r} S_1 &\geq \frac{e^{-\tau^2/2}}{\tau\sqrt{2\pi}} e^{8t\theta'(0)\log(p) + \kappa - (4\theta'(0)+\epsilon)(\log r+x)A + ro(A^2)} \\
&\geq \frac{e^{-\tau^2/2}}{\tau\sqrt{2\pi}} e^{c\log(p)} \text{ for some } c > 0 \\
&= \frac{e^{c\log(p) - \tau^2/2}}{\tau\sqrt{2\pi}} \\
&\geq \frac{e^{c'\log(p)}}{\sqrt{\log(p)}} \text{ for some } c' > 0 \text{ since } \tau \ll \sqrt{\log(p)} \\
&\rightarrow \infty.
\end{aligned} \tag{A.32}$$

Now suppose  $\frac{1}{16\theta'(0)^2} < t < \rho_{\text{binary}}^*(\alpha)$ . If  $\epsilon = -\delta < 0$ , then  $\eta < \frac{\sqrt{2\log p\delta}}{4\theta'(0)} - \frac{(\log r+x)}{\sqrt{r}}$ . If  $\eta \in (-2, \frac{\sqrt{2\log p\delta}}{4\theta'(0)} - \frac{(\log r+x)}{\sqrt{r}})$  then since  $\Phi(\eta) \geq \Phi(-2)$  we have by



the same argument as in (A.31) that  $e^{(4\theta'(0)+\epsilon)Ar}(2\theta(-A))^{2r}S_1 \rightarrow \infty$ . Now suppose  $\eta \leq -1$ . Then once again using the fact that  $\Phi(\eta) = \bar{\Phi}(-\eta)$  and Lemma ?? we have that

$$\begin{aligned}
& e^{(4\theta'(0)+\epsilon)Ar}(2\theta(-A))^{2r}S_1 \\
&= e^{\{\frac{1}{2}(4\theta'(0)+\epsilon)^2(A^*)^2 - (4\theta'(0)+\epsilon)(\log r+x)A - 4\theta'(0)^2A^2r + ro(A^2)\}}\bar{\Phi}(-\eta) \\
&\geq \left(1 - \frac{1}{\eta^2}\right) \frac{\phi(\eta)}{-\eta} e^{\{\frac{1}{2}(4\theta'(0)+\epsilon)^2(A^*)^2 - (4\theta'(0)+\epsilon)(\log r+x)A - 4\theta'(0)^2A^2r + ro(A^2)\}} \\
&= \frac{\left(1 - \frac{1}{\eta^2}\right)}{-\eta} e^{\{\log(p)(1-2(1-2\theta'(0)\sqrt{t})^2) + \kappa'\}}
\end{aligned} \tag{A.33}$$

where  $|\kappa'| \ll \log(p)$ . Now

$$\begin{aligned}
\frac{1}{16\theta'(0)^2} \inf_{t < \rho_{\text{binary}}^*(\alpha)} \{1 - 2(1 - 2\theta'(0)\sqrt{t})^2\} &\geq \inf_{t < \rho_{\text{binary}}^*(\alpha)} \{1 - 2(1 - 2\theta'(0)\sqrt{t})^2\} \\
&= 1 - 2(1 - 2\theta'(0)\sqrt{\rho_{\text{binary}}^*(\alpha)})^2 \\
&= 1 - 2(1 - 2\theta'(0)\sqrt{\frac{(1 - \sqrt{1 - \alpha})^2}{4\theta'(0)^2}})^2 \\
&= 1 - 2(1 - (1 - \sqrt{1 - \alpha}))^2 = 2\alpha - 1 > 0
\end{aligned}$$

since  $\alpha > \frac{1}{2}$ . Hence from (A.33) we have that

$$\begin{aligned}
e^{(4\theta'(0)+\epsilon)Ar}(2\theta(-A))^{2r}S_1 &\geq \frac{3}{-4\eta} e^{c''\log(p)} \text{ for some } c'' > 0 \\
&\rightarrow \infty
\end{aligned}$$

since  $|\eta| \lesssim \log(p)$ . This completes the proof of  $e^{(4\theta'(0)+\epsilon)Ar}(2\theta(-A))^{2r}S_1 \rightarrow \infty$ .

Next we prove  $e^{(4\theta'(0)+\epsilon)Ar}(2\theta(-A))^{2r}S_2 = O(1)$ . To this end note, that by the Cauchy-Schwarz Inequality,

$$\begin{aligned}
& S_2 \\
&\leq e^{-(4\theta'(0)-\epsilon)(\log r+x)A} (\mathbb{E}_0[e^{(8\theta'(0)-2\epsilon)A^*V}]) \mathbb{P}_0(|W_r - B_r| > (\log r + x))^{1/2} \text{ where } V \sim N(0, 1) \\
&\leq \left(e^{-(4\theta'(0)-\epsilon)\frac{(\log r+x)}{\sqrt{r}}}\sqrt{2t\log(p)} + (8\theta'(0)-2\epsilon)^2 t \log(p) - \lambda x\right)^{1/2} \text{ by Equation (A.13)}
\end{aligned} \tag{A.34}$$

Hence from (A.34) and (A.29) we have that  $e^{(4\theta'(0)+\epsilon)Ar}(2\theta(-A))^{2r}S_2 \rightarrow 0$  since  $x = a_{r,p}\log(p)$  where  $a_{r,p}$  was chosen to diverge at a slow enough rate. This completes the verification of (A.21) and hence proves the theorem.  $\square$

**PROOF OF THEOREM 6.10.** We will provide proof for the lower bound in problem 2.3 where  $\theta \in BC^2(0)$ . Using Remark 6.1, the proof also holds for problem 6.2. To analyze the power of the Higher Criticism test, we need to define the following quantities. Let  $\frac{1}{2} + \delta = \theta(A)$ . Also define  $S_1$  to be a generic  $\text{Bin}(r, \frac{1}{2} + \delta)$  random variable and let  $\mathbb{B}_1, \bar{\mathbb{B}}_1$  respectively denote the distribution function and survival function of  $S_1$ . Then

$$\mathbb{B}_1(t) = \mathbb{P}\left(\frac{|S_1 - \frac{r}{2}|}{\sqrt{\frac{r}{4}}} \leq t\right), \bar{\mathbb{B}}_1(t) = 1 - \mathbb{B}_1(t).$$

The proof of the rest of the theorem relies on the following lemma.

**LEMMA A.5.** *Let  $r \gg \log(p)$  and  $t > \rho_{\text{logistic}}^*(\alpha)$ . Then there exists  $s \in [1, \sqrt{3\log(p)}]$  such that*

1.  $\frac{k}{\sqrt{p}} \frac{\bar{\mathbb{B}}_1(s) - \bar{\mathbb{B}}(s)}{\sqrt{\bar{\mathbb{B}}(s)(1 - \bar{\mathbb{B}}(s))}} \gg \log(p)$
2.  $\frac{(p-k)\bar{\mathbb{B}}(s)(1 - \bar{\mathbb{B}}(s)) + k\bar{\mathbb{B}}_1(s)(1 - \bar{\mathbb{B}}_1(s))}{k^2(\bar{\mathbb{B}}_1(s) - \bar{\mathbb{B}}(s))^2} \rightarrow 0$

Now we return to the proof of the main result. For any  $z \in [1, \sqrt{3\log(p)}] \cap \mathbb{N}$ ,  $\mathbb{T}_{\text{HC}} \geq W_p(z)$  where  $W_p(z) = \sqrt{p} \frac{\mathbb{F}_p(z) - \bar{\mathbb{B}}(z)}{\sqrt{\bar{\mathbb{B}}(z)(1 - \bar{\mathbb{B}}(z))}}$ . Hence by Chebysev's inequality it suffices to prove that there exists  $s \in [1, \sqrt{3\log(p)}]$  such that uniformly in  $\beta \in \Theta_k^A$ ,  $\frac{\mathbb{E}_\beta(W_p(s))}{\sqrt{2\log\log(p)}} \rightarrow \infty$  and  $\frac{\text{Var}_\beta(W_p(s))}{(\mathbb{E}_\beta(W_p(s)))^2} \rightarrow 0$  when  $t > \rho_{\text{logistic}}^*(\alpha)$ . Fix  $\beta^* \in \Theta_k^A$ ; thus  $\beta^*$  has 0 in  $p - k$  locations,  $A$  in  $k_1$  locations (say) and  $-A$  in  $k - k_1 = k_2$  locations. Now note that by symmetry  $\mathbb{P}(|\text{Bin}(r, \frac{1}{2} + \delta) - \frac{r}{2}| > t) = \mathbb{P}(|\text{Bin}(r, \frac{1}{2} - \delta) - \frac{r}{2}| > t)$  for all  $t > 0$ . Hence it is easy to show that irrespective of  $k_1, k_2$ ,  $\mathbb{E}_{\beta^*}(W_p(s)) = \frac{k}{\sqrt{p}} \frac{\bar{\mathbb{B}}_1(s) - \bar{\mathbb{B}}(s)}{\sqrt{\bar{\mathbb{B}}(s)(1 - \bar{\mathbb{B}}(s))}}$  and  $\text{Var}_{\beta^*}(W_p(s)) = \frac{p-k}{p} + \frac{k}{p} \frac{\bar{\mathbb{B}}_1(s)(1 - \bar{\mathbb{B}}_1(s))}{\bar{\mathbb{B}}(s)(1 - \bar{\mathbb{B}}(s))}$ . Hence to show  $\frac{\mathbb{E}_\beta(W_p(s))}{\log(p)} \rightarrow \infty$  it suffices to show  $\frac{k}{\sqrt{p}} \frac{\bar{\mathbb{B}}_1(s) - \bar{\mathbb{B}}(s)}{\sqrt{\bar{\mathbb{B}}(s)(1 - \bar{\mathbb{B}}(s))}} \gg \sqrt{\log(p)}$  which is true by item 1 of Lemma A.5. Similarly to show that  $\frac{\text{Var}_\beta(W_p(s))}{(\mathbb{E}_\beta(W_p(s)))^2} \rightarrow 0$  it suffices to show that  $\frac{(p-k)\bar{\mathbb{B}}(s)(1 - \bar{\mathbb{B}}(s)) + k\bar{\mathbb{B}}_1(s)(1 - \bar{\mathbb{B}}_1(s))}{k^2(\bar{\mathbb{B}}_1(s) - \bar{\mathbb{B}}(s))^2} \rightarrow 0$  which is also true by item 2 of Lemma A.5. This completes the proof.  $\square$

PROOF OF LEMMA A.5. By inspecting the expressions, it suffices to prove  $\frac{k}{\sqrt{p}} \frac{\bar{\mathbb{B}}_1(s) - \bar{\mathbb{B}}(s)}{\sqrt{\bar{\mathbb{B}}(s)(1 - \bar{\mathbb{B}}(s))}} \rightarrow \infty$  as some positive power of  $p$ . Put  $s = \lfloor 2\sqrt{2q \log(p)} \rfloor$  where  $q = \min\{4t\theta'(0)^2, \frac{1}{4}\}$ . By the choice of  $q$ ,  $s \in [1, \sqrt{3 \log(p)}] \cap \mathbb{N}$ . Now by the Berry-Esseen approximation and Mill's Ratio,

$$\begin{aligned}
\frac{k}{\sqrt{p}} \frac{\bar{\mathbb{B}}_1(s) - \bar{\mathbb{B}}(s)}{\sqrt{\bar{\mathbb{B}}(s)(1 - \bar{\mathbb{B}}(s))}} &\approx p^{\frac{1}{2} - \alpha} \frac{\bar{\Phi}\left(s - \frac{r\delta}{\sqrt{\frac{r}{4}}}\right)}{\sqrt{\bar{\Phi}(s)}} \approx p^{\frac{1}{2} - \alpha} \frac{\bar{\Phi}\left(s - \frac{r\theta'(0)A}{\sqrt{\frac{r}{4}}}\right)}{\sqrt{\bar{\Phi}(s)}} \\
&= p^{\frac{1}{2} - \alpha} \frac{\bar{\Phi}\left(\frac{\sqrt{2q \log(p)}\sqrt{r} - \sqrt{2t \log(p)}\theta'(0)\sqrt{r}}{\sqrt{\frac{r}{4}}}\right)}{\sqrt{\bar{\Phi}\left(\frac{\sqrt{2q \log(p)}\sqrt{r}}{\sqrt{\frac{r}{4}}}\right)}} \\
&= p^{\frac{1}{2} - \alpha} \frac{\bar{\Phi}\left(\sqrt{8q \log(p)} - \sqrt{8t \log(p)}\theta'(0)\right)}{\sqrt{\bar{\Phi}\left(\frac{\sqrt{2q \log(p)}}{\sqrt{\frac{1}{4}}}\right)}} \\
&\approx e^{\frac{1}{2} - \alpha - \frac{8}{2} \log(p)(\sqrt{q} - \sqrt{t}\theta'(0))^2 + \frac{8}{4} q \log(p)} \\
&= p^{\frac{1}{2} - \alpha + 2q - 4(\sqrt{q} - \sqrt{t}\theta'(0))^2}.
\end{aligned}$$

The exponent of  $p$  above is given by

$$\frac{1}{2} - \alpha + 2q - 4(\sqrt{q} - \sqrt{t}\theta'(0))^2 =: f(q) \text{ say.}$$

The function  $f(q)$  is maximized at  $q = 4t\theta'(0)^2$  for  $t \leq \frac{1}{16\theta'(0)^2}$ . The maximum value is  $(\frac{1}{2} - \alpha) + 4t\theta'(0)^2 > 0$  since  $t > \rho_{\text{binary}}^*(\alpha)$ . For  $t > \frac{1}{16\theta'(0)^2}$  if we put  $q = \frac{1}{4}$ , then  $f(q) = (1 - \alpha) - (1 - 2\sqrt{t}\theta'(0))^2 > 0$  since  $t > \max\{\rho_{\text{binary}}^*(\alpha), \frac{1}{16\theta'(0)^2}\}$ . Hence taking  $s = \sqrt{2q \log(p)}$  where  $q = \min\{4t\theta'(0)^2, \frac{1}{4}\}$  proves the lemma.  $\square$

PROOF OF PROPOSITION 6.11. Set  $V_{(j)} = |Z - \frac{t}{2}|_{(j)}$  so that

$$\begin{aligned}
\sup_{t \in [V_{(p-j)}, V_{(p-j+1)})} \sqrt{p} \frac{\bar{\mathbb{F}}_p(t) - \bar{\mathbb{B}}(t)}{\sqrt{\bar{\mathbb{B}}(t)(1 - \bar{\mathbb{B}}(t))}} \\
= \sup_{t \in [V_{(p-j)}, V_{(p-j+1)})} \sqrt{p} \frac{\frac{j}{p} - \bar{\mathbb{B}}(t)}{\sqrt{\bar{\mathbb{B}}(t)(1 - \bar{\mathbb{B}}(t))}}
\end{aligned}$$

$$= \sqrt{p} \frac{\frac{j}{p} - \inf_{t \in [V_{(p-j)}, V_{(p-j+1)}]} \overline{\mathbb{B}}(t)}{\sqrt{\inf_{t \in [V_{(p-j)}, V_{(p-j+1)}]} \overline{\mathbb{B}}(t) (1 - \inf_{t \in [V_{(p-j)}, V_{(p-j+1)}]} \overline{\mathbb{B}}(t))}}.$$

Now  $\overline{\mathbb{B}}(t)$  is a decreasing function of  $t$  and thus  $\inf_{t \in [V_{(p-j)}, V_{(p-j+1)}]} \overline{\mathbb{B}}(t) \geq \overline{\mathbb{B}}(V_{(p-j+1)}) = q(j)$ . Therefore we obtain that

$$\begin{aligned} & \sup_{t \in [V_{(p-j)}, V_{(p-j+1)}]} \sqrt{p} \frac{\overline{\mathbb{F}}_p(t) - \overline{\mathbb{B}}(t)}{\sqrt{\overline{\mathbb{B}}(t) (1 - \overline{\mathbb{B}}(t))}} \\ &= \sqrt{p} \frac{\frac{j}{p} - \inf_{t \in [V_{(p-j)}, V_{(p-j+1)}]} \overline{\mathbb{B}}(t)}{\sqrt{\inf_{t \in [V_{(p-j)}, V_{(p-j+1)}]} \overline{\mathbb{B}}(t) (1 - \inf_{t \in [V_{(p-j)}, V_{(p-j+1)}]} \overline{\mathbb{B}}(t))}} \\ &\leq \sqrt{p} \frac{\frac{j}{p} - q(j)}{\sqrt{q(j) (1 - q(j))}} \end{aligned}$$

since  $\frac{c-x}{\sqrt{x(1-x)}}$  is a decreasing function of  $x \in [0, 1]$  for  $c \in [0, 1]$  and the proof is done.  $\square$

**PROOF OF THEOREM 6.12.** We will provide proof for the lower bound in problem 2.3 where  $\theta \in BC^2(0)$ . Using Remark 6.1, the proof also holds for problem 6.2. As in proof of Theorem 6.8, we denote by  $B'_{jr}$  the version of Brownian Motion approximating  $W'_{jr}$  where  $W'_{jr} = W_{jr} \sqrt{r}$  and we can choose  $B'_{jr}$  independent for  $j = 1, \dots, p$ . Let  $B_{jr} = \frac{B'_{jr}}{\sqrt{r}}$ . For any  $t_p > 0$ ,

$$\begin{aligned} \mathbb{P}(\max_{1 \leq j \leq p} |W_{jr}| \leq t_p) &= \mathbb{P}(\max_{1 \leq j \leq p} |W_{jr} - B_{jr} + B_{jr}| \leq t_p) \\ &\geq \mathbb{P}(\max_{1 \leq j \leq p} |W_{jr} - B_{jr}| + \max_{1 \leq j \leq p} |B_{jr}| \leq t_p) \\ &\geq \mathbb{P}\left(\max_{1 \leq j \leq p} |B_{jr}| \leq t_p - \frac{\log(r) + x}{\sqrt{r}}\right) + o(1) \end{aligned}$$

for some  $x > 0$ . By a similar token we can show that  $\mathbb{P}(\max_{1 \leq j \leq p} |W_{jr}| \leq t_p) \leq \mathbb{P}(\max_{1 \leq j \leq p} |B_{jr}| \leq t_p + \frac{\log(r) + x}{\sqrt{r}}) + o(1)$  for the same  $x$  above. Now by Lemma 11 of [Arias-Castro et al. \(2011\)](#) we have that

$$\mathbb{P}(\max_{1 \leq j \leq p} |B_{jr}| \leq \kappa_p + \frac{s}{\sqrt{2 \log(p)}}) \rightarrow e^{-e^{-s}}$$

as  $p \rightarrow \infty$  where  $\kappa_p = \sqrt{2 \log(p)} - \frac{\log \log(p) + 4\pi - 4}{2\sqrt{2 \log(p)}}$ . Hence if  $r \gg (\log(r))^2 \log(p)$  then  $\frac{\log(r) + x}{\sqrt{r}} = \frac{o(1)}{\sqrt{2 \log(p)}}$  for appropriately chosen  $x$ . Therefore, by following

the arguments of Lemma 11, Lemma 12 and proof of Theorem 5 of [Arias-Castro et al. \(2011\)](#) we have the result when  $r \gg (\log(r))^2 \log(p)$  if we can choose  $x$  appropriately. We choose it to be the same as our choice in the proof of Theorem 6.8. To be precise, since  $r \gg \log(p)$ , there exists a sequence  $a_{r,p} \rightarrow \infty$  such that  $r \gg a_{r,p} \log(p)$ . Take  $x = a_{r,p}$ . We skip the rest of the details.  $\square$

**PROOF OF THEOREM 7.1.** We divide the proof into proofs of lower bound and upper bound respectively.

*Part 1 : Proof of Lower Bound.* For the purpose of brevity assume that  $\mathbf{X} = [\mathbf{X}_1^t : \mathbf{X}_2^t]^t$  where  $\mathbf{X}_1$  is an  $n^* \times p$  matrix whose rows comprises exactly of the rows in  $\Omega^*$  and  $\mathbf{X}_2$  is an  $n_* \times p$  matrix whose rows consists of the rows of  $\mathbf{X}$  with more than one non-zero element in its support. Note that, this can always be achieved by a permutation of the rows of  $\mathbf{X}$  and hence this does change the validity of the theorem. Let

$$f(\mathbf{X}_1, \boldsymbol{\beta}, \boldsymbol{\beta}') = \prod_{i \in \Omega^*} \left[ \theta(\mathbf{x}_i^t \boldsymbol{\beta}) \theta(\mathbf{x}_i^t \boldsymbol{\beta}') + \theta(-\mathbf{x}_i^t \boldsymbol{\beta}) \theta(-\mathbf{x}_i^t \boldsymbol{\beta}') \right]$$

and

$$f(\mathbf{X}_2, \boldsymbol{\beta}, \boldsymbol{\beta}') = \prod_{i \notin \Omega^*} \left[ \theta(\mathbf{x}_i^t \boldsymbol{\beta}) \theta(\mathbf{x}_i^t \boldsymbol{\beta}') + \theta(-\mathbf{x}_i^t \boldsymbol{\beta}) \theta(-\mathbf{x}_i^t \boldsymbol{\beta}') \right].$$

Note that by Lemma A.4, we have that  $f(\mathbf{X}_1, \boldsymbol{\beta}, \boldsymbol{\beta}') \leq [\theta^2(QA) + \theta^2(-QA)]^{n^*}$  for any realizations  $\boldsymbol{\beta}, \boldsymbol{\beta}'$  from  $\pi$ :

$$\begin{aligned} \mathbb{E}_0(L_\pi^2) &= 2^{n^* + n_*} \iint f(\mathbf{X}_1, \boldsymbol{\beta}, \boldsymbol{\beta}') f(\mathbf{X}_2, \boldsymbol{\beta}, \boldsymbol{\beta}') d\pi(\boldsymbol{\beta}) d\pi(\boldsymbol{\beta}') \quad (\text{A.35}) \\ &\leq 2^{n^*} [\theta^2(QA) + \theta^2(-QA)]^{n^*} 2^{n_*} \iint f(\mathbf{X}_1, \boldsymbol{\beta}, \boldsymbol{\beta}') d\pi(\boldsymbol{\beta}) d\pi(\boldsymbol{\beta}'). \end{aligned}$$

Now, using  $\theta(A) = \frac{1}{2} + \Delta$  we have that  $A^2 \ll \frac{\sqrt{p}}{kr^*}$  implies  $\Delta^2 \ll \frac{\sqrt{p}}{kr^*}$  since  $\theta \in BC^2(0)$ . Following the exact arguments as in the proof of lower bound

Theorem 6.5, one has

$$\begin{aligned}
2^{n_*} \iint f(\mathbf{X}_1, \boldsymbol{\beta}, \boldsymbol{\beta}') d\pi(\boldsymbol{\beta}) d\pi(\boldsymbol{\beta}') &= \mathbb{E}_0 \left[ \left( \frac{1+4\Delta^2}{1-4\Delta^2} \right)^{\sum_{j \in m_3} r_j} (1-4\Delta^2)^{\sum_{j \in m_1 \cap m_2} r_j} \right] \\
&= \mathbb{E}_0 \left[ \prod_{j \in m_1 \cap m_2} \left( \frac{1+4\Delta^2}{1-4\Delta^2} \right)^{r_j \mathcal{I}(j \in m_3)} (1-4\Delta^2)^{r_j} \right] \\
&= \mathbb{E}_0 \left[ \prod_{j \in m_1 \cap m_2} \frac{1}{2} \left( (1+4\Delta^2)^{r_j} + (1-4\Delta^2)^{r_j} \right) \right] \\
&\leq \mathbb{E}_0 \left[ \left( \frac{1}{2} \right)^{|m_1 \cap m_2|} \left( (1+4\Delta^2)^{r_*} + (1-4\Delta^2)^{r_*} \right)^{|m_1 \cap m_2|} \right]
\end{aligned}$$

where the second to the last line follows since given  $j \in m_1 \cap m_2$ ,  $\mathcal{I}(j \in m_3) \sim \text{Bernoulli}(\frac{1}{2})$ , independent for all  $j$  and the last line follows from noting that for any  $\lambda \in (0, 1)$ ,  $(1+\lambda)^x + (1-\lambda)^x$  is an increasing function of  $x \geq 1$ . Hence following the same argument as in Theorem 6.5 after equation A.4, we have that there exists a constant  $C > 0$  such that

$$2^{n_*} \iint f(\mathbf{X}_1, \boldsymbol{\beta}, \boldsymbol{\beta}') d\pi(\boldsymbol{\beta}) d\pi(\boldsymbol{\beta}') \leq \left( 1 + C \frac{k^2 r_*^2 \Delta^4}{k} \right)^k \rightarrow 0 \quad (\text{A.36})$$

since  $\Delta \ll \sqrt{\frac{\sqrt{p}}{k r_*}}$ . Hence, by A.35 and A.36 we have  $\mathbb{E}_0(L_\pi^2) = 1 + o(1)$  if  $2^{n_*} [\theta^2(QA) + \theta^2(-QA)]^{n_*} = 1 + o(1)$ .

However, since  $\theta \in BC^2(0)$ , there exists a constant  $C_1 > 0$  such that  $\theta^2(QA) + \theta^2(-QA) \leq \frac{1}{2}(1 + C_1 Q^2 A^2)$ . Hence

$$2^{n_*} [\theta^2(QA) + \theta^2(-QA)]^{n_*} = O \left( \left( 1 + C_1 \frac{Q^2 A^2 n_*}{n_*} \right)^{n_*} \right)$$

Now by assumption,  $A^2 \ll \frac{\sqrt{p}}{k r_*}$  and  $\frac{Q^2 n_*}{r_*} \ll p^{\frac{1}{2}-\alpha} = \frac{k}{\sqrt{p}}$ , one has that  $C_1 Q^2 A^2 n_* \rightarrow 0$  and hence  $2^{n_*} [\theta^2(QA) + \theta^2(-QA)]^{n_*} = 1 + o(1)$  as required. This completes the proof of the lower bound.  $\square$

*Part 2 : Proof of Upper Bound.* We begin by noting that when  $n_* = 0$ , then the proof follows along the same lines as the power analysis argument of GLRT in Theorem 6.5 by using the fact  $r_j \geq r_* \gg \log(p)$  for all  $j = 1, \dots, p$ . The proof then immediately follows by noting that the definition of the GLRT does not depend on  $n_*$  and solely depends on the observations corresponding to indices in  $\Omega^*$ , i.e., on  $(y_i, \mathbf{x}_i^t)_{i \in \Omega^*}$  and does not even consider the data corresponding to  $\mathbf{X}_2$ .

PROOF OF THEOREM 7.2. The proof follows from Theorem 3.2 and is omitted.  $\square$

PROOF OF THEOREM 7.4. We divide the proof into the proof of lower bound and upper bound respectively.

*Part 1 : Proof of Lower Bound.* Define the intervals for  $j = 1, \dots, p$ :

$$H_{p,j} = \left( \frac{r_j}{2} - \sqrt{2\log(p)}\sqrt{\frac{r_j}{4}}, \frac{r_j}{2} + \sqrt{2\log(p)}\sqrt{\frac{r_j}{4}} \right). \quad (\text{A.37})$$

and put

$$D = \{Z_j \in H_{p,j}, j = 1, \dots, p\}, \quad Z_j = \sum_{i \in \Omega_j} y_i, \quad l = 1, \dots, p. \quad (\text{A.38})$$

By Hölder's inequality it can be shown that for proving a lower bound it suffices to prove,

$$\mathbb{E}_0(L_\pi \mathcal{I}_{D^c}) = o(1), \quad \mathbb{E}_0(L_\pi^2 \mathcal{I}_D) = 1 + o(1). \quad (\text{A.39})$$

We first prove the first equality of (A.39). Since  $\{y_i, i \notin \Omega^*\}$  is independent of  $\{Z_j, j = 1, \dots, p\}$ , we have by a calculation similar to proof of Theorem 6.8,

$$\begin{aligned} \mathbb{E}_0(L_\pi \mathcal{I}_{D^c}) &\leq \binom{p}{k}^{-1} 2^{-k} \sum_{m_1, \xi_1} \left[ \sum_{j \in m_1^+} \mathbb{E}_0 \left( 2^{r_j} \left\{ \frac{\theta(A)}{\theta(-A)} \right\}^{Z_j} \{\theta(-A)\}^r \mathcal{I}(Z_j \in H_{p,j}^c) \right) \right. \\ &\quad + \sum_{j \in m_1^{-1}} \mathbb{E}_0 \left( 2^{r_j} \left\{ \frac{\theta(A)}{\theta(-A)} \right\}^{r-Z_j} \{\theta(-A)\}^r \mathcal{I}(Z_j \in H_{p,j}^c) \right) \\ &\quad \left. + \sum_{j \in m_1^c} 2^{r_j} \left( \frac{1}{2} \right)^{r_j} \mathbb{P}_0(Z_j \in H_{p,j}^c) \right] \\ &= \binom{p}{k}^{-1} \sum_{m_1} \left[ \sum_{j \in m_1} (2\theta(-A))^{r_j} \mathbb{E}_0 \left( \left( \frac{\theta(A)}{\theta(-A)} \right)^{Z_j} \mathcal{I}(Z_j \in H_{p,j}^c) \right) + \sum_{j \in m_1^c} \mathbb{P}_0(Z_j \in H_{p,j}^c) \right]. \end{aligned} \quad (\text{A.40})$$

Now note that, by the same argument as proof of A.11, we have by an application of Lemma A.2,

$$\sum_{j \in m_1^c} \mathbb{P}_0(Z_j \in H_{p,j}^c) \leq 2 \sum_{j \in m_1^c} \frac{e^{-\log(p)}}{\epsilon_j \sqrt{r_j}} e^{r_j \epsilon_j^2 - r_j \epsilon_j}$$

where  $\epsilon_j = \frac{2\sqrt{\frac{r_j}{4}}\sqrt{2\log(p)}-1}{r_j-1}$ . Hence there exists a constant  $C > 0$  which does not depend on  $j$  such that  $\epsilon_j \leq C\sqrt{\frac{2\log p}{r_j}}$ . Therefore,  $r_j\epsilon_j^2 - r_j\epsilon_j \leq C\sqrt{2\log p}(C\sqrt{2\log p} - r_j) \leq C\sqrt{2\log p}(C\sqrt{2\log p} - r_*)$ . Also, there exists a constant  $c > 0$ , not depending on  $j$  such that  $\epsilon_j\sqrt{r_j} \geq c\sqrt{2\log p}$ . Thus

$$\sum_{j \in m_1^c} \mathbb{P}_0(Z_j \in H_{p,j}^c) \leq 2 \frac{C\sqrt{2\log p}(C\sqrt{2\log p} - r_*)(p-k)}{pc\sqrt{2\log p}} \rightarrow 0 \quad (\text{A.41})$$

since  $r_* \gg \log(p)$ .

Next we control the term  $\sum_{j \in m_1} (2\theta(-A))^{r_j} \mathbb{E}_0 \left( \left( \frac{\theta(A)}{\theta(-A)} \right)^{Z_j} \mathcal{I}(Z_j \in H_{p,j}^c) \right)$ . To this end note that, by a proof similar to that of controlling [A.12](#), one has using  $r_* \gg \log(p)$  and  $t < \rho_{\text{binary}}^*(\alpha)$  that there exists a sequence of real numbers  $\lambda_p = o(1)$  which does not depend  $j$  such that  $k(2\theta(-A))^{r_j} \mathbb{E}_0 \left( \left( \frac{\theta(A)}{\theta(-A)} \right)^{Z_j} \mathcal{I}(Z_j \in H_{p,j}^c) \right) \leq \lambda_p$ . In particular, this sequence can be taken to be polynomially  $p$ , as the proof of [Theorem 6.8](#) suggests. This implies that

$$\begin{aligned} & \sum_{j \in m_1} (2\theta(-A))^{r_j} \mathbb{E}_0 \left( \left( \frac{\theta(A)}{\theta(-A)} \right)^{Z_j} \mathcal{I}(Z_j \in H_{p,j}^c) \right) \\ &= \frac{1}{k} \sum_{j \in m_1} k(2\theta(-A))^{r_j} \mathbb{E}_0 \left( \left( \frac{\theta(A)}{\theta(-A)} \right)^{Z_j} \mathcal{I}(Z_j \in H_{p,j}^c) \right) \leq \lambda_p. \end{aligned} \quad (\text{A.42})$$

Hence, by [A.40](#), we have using [A.41](#) and [A.42](#) that

$$\mathbb{E}_0(L_\pi \mathcal{I}_{D^c}) = o(1)$$

as required. This completes the proof of the first equality of [\(A.39\)](#). Next we prove the second claim of [\(A.39\)](#). Arguing similarly as in analysis of equation [A.20](#) in proof of [Theorem 6.8](#) and using [Lemma A.4](#) we have that

$$\begin{aligned} & \mathbb{E}_0(L_\pi^2 \mathcal{I}_D) \\ & \leq 2^{n_*} [\theta^2(QA) + \theta^2(-QA)]^{n_*} \\ & \times \mathbb{E}_{m_1 \cap m_2} \left\{ \prod_{j=1}^p \left[ \frac{1}{2} \left( \{4\theta(A)\theta(-A)\}^{r_j} \mathbb{P}_0(Z_j \in H_{p,j}) \right. \right. \right. \\ & \quad \left. \left. \left. + \mathbb{E}_0 \left[ \left\{ \frac{\theta(A)}{\theta(-A)} \right\}^{2Z_j} \mathcal{I}(Z_j \in H_{p,j}) \right] (2\theta(-A))^{2r_j} \right] \right]^{\mathcal{I}(j \in m_1 \cap m_2)} \right\}. \end{aligned}$$



As in proof of claim A.21 in Theorem 6.8, we have that for any  $j = 1, \dots, p$ ,

$$\left[ \frac{1}{2} \left( \{4\theta(A)\theta(-A)\}^{r_j} \mathbb{P}_0(Z_j \in H_{p,j}) + \mathbb{E}_0 \left[ \left\{ \frac{\theta(A)}{\theta(-A)} \right\}^{2Z_j} \mathcal{I}(Z_j \in H_{p,j}) \right] (2\theta(-A))^{2r_j} \right) \right] \geq 1$$

since  $r_* \gg \log(p)$  and  $t < \rho_{\text{binary}}^*(\alpha)$ . Let

$$j^* = \operatorname{argmax}_j \left\{ \frac{1}{2} \left( \{4\theta(A)\theta(-A)\}^{r_j} \mathbb{P}_0(Z_j \in H_{p,j}) + \mathbb{E}_0 \left[ \left\{ \frac{\theta(A)}{\theta(-A)} \right\}^{2Z_j} \mathcal{I}(Z_j \in H_{p,j}) \right] (2\theta(-A))^{2r_j} \right) \right\}$$

and let  $r = r_{j^*}$ ,  $Z = Z_{j^*}$ ,  $H_p = H_{p,j^*}$ . Hence, one has with  $U \sim \text{Bin}(k, \frac{k}{p-k})$

and  $\varphi_{n,p} = 2^{n^*} [\theta^2(QA) + \theta^2(-QA)]^{n^*}$ , that

$$\begin{aligned} & \mathbb{E}_0(L_\pi^2 \mathcal{I}_D) \\ & \leq \varphi_{n,p} \mathbb{E}_{m_1 \cap m_2} \left\{ \prod_{j=1}^p \left[ \frac{1}{2} \left( \{4\theta(A)\theta(-A)\}^r \mathbb{P}_0(Z \in H_p) \right. \right. \right. \\ & \quad \left. \left. \left. + \mathbb{E}_0 \left[ \left\{ \frac{\theta(A)}{\theta(-A)} \right\}^{2Z} \mathcal{I}(Z \in H_p) \right] (2\theta(-A))^{2r} \right] \right]^{\mathcal{I}(j \in m_1 \cap m_2)} \right\} \\ & = \varphi_{n,p} \mathbb{E}_{m_1 \cap m_2} \left\{ \left[ \frac{1}{2} \left( \{4\theta(A)\theta(-A)\}^r \mathbb{P}_0(Z \in H_p) \right. \right. \right. \\ & \quad \left. \left. \left. + \mathbb{E}_0 \left[ \left\{ \frac{\theta(A)}{\theta(-A)} \right\}^{2Z} \mathcal{I}(Z \in H_p) \right] (2\theta(-A))^{2r} \right] \right]^{|m_1 \cap m_2|} \right\} \\ & \leq \varphi_{n,p} \mathbb{E}_U \left[ \frac{1}{2} \left( \{4\theta(A)\theta(-A)\}^r \mathbb{P}_0(Z \in H_p) + \mathbb{E}_0 \left[ \left\{ \frac{\theta(A)}{\theta(-A)} \right\}^{2Z} \mathcal{I}(Z \in H_p) \right] (2\theta(-A))^{2r} \right) \right]^U \\ & = \varphi_{n,p} \left\{ 1 + \frac{k}{p-k} \left( \left[ \frac{1}{2} \left( \{4\theta(A)\theta(-A)\}^r \mathbb{P}_0(Z \in H_p) \right. \right. \right. \right. \\ & \quad \left. \left. \left. + \mathbb{E}_0 \left[ \left\{ \frac{\theta(A)}{\theta(-A)} \right\}^{2Z} \mathcal{I}(Z \in H_p) \right] (2\theta(-A))^{2r} \right] - 1 \right) \right\} \end{aligned} \tag{A.43}$$

where the second to the last line follows from Lemma A.1. Using the fact that  $r = r_{j^*} \geq r_* \gg \log(p)$ , one has by similar argument as in the proof of A.22 in Theorem 6.8 that

$$\mathbb{E}_0(L_\pi^2 \mathcal{I}_D) = \varphi_{n,p} (1 + o(1))$$

when  $t < \rho_{\text{binary}}^*(\alpha)$ . Hence the verification of the second claim in (A.39) will be complete if we prove that  $\varphi_{n,p} = 1 + o(1)$ . Now, since  $\theta \in BC^2(0)$ , there exists a constant  $C_1 > 0$  such that  $\theta^2(QA) + \theta^2(-QA) \leq \frac{1}{2}(1 + C_1 Q^2 A^2)$ . Hence

$$\varphi_{n,p} = 2^{n^*} [\theta^2(QA) + \theta^2(-QA)]^{n^*} = O \left( \left( 1 + C_1 \frac{Q^2 A^2 n_*}{n_*} \right)^{n^*} \right)$$

Now by assumption,  $A^2 = \frac{2t \log(p)}{r^*}$  with  $t < \rho_{\text{binary}}^*(\alpha)$  and  $\frac{Q^2 n_*}{r^*} \ll \log(p)$ , one has that  $C_1 Q^2 A^2 n_* \rightarrow 0$  and hence  $2^{n_*} [\theta^2(QA) + \theta^2(-QA)]^{n_*} = 1 + o(1)$ . This justifies second equality of (A.39) and hence completes the proof of Theorem 7.4.

*Part 2 : Proof of Upper Bound.* We begin by noting that when  $n_* = 0$ , then the proof follows by very similar way as the power analysis argument of the Higher Criticism test in Theorem 6.10 by using the fact  $r_j \geq r_* \gg \log(p)$  for all  $j = 1, \dots, p$  and hence we omit the details. The proof then immediately follows by noting that the definition of the Higher Criticism test does not depend on  $n_*$  and solely depends on the observations corresponding to indices in  $\Omega^*$ , *i.e.*, on  $(y_i, \mathbf{x}_i^t)_{i \in \Omega^*}$  and does not even consider the data corresponding to  $\mathbf{X}_2$ .  $\square$

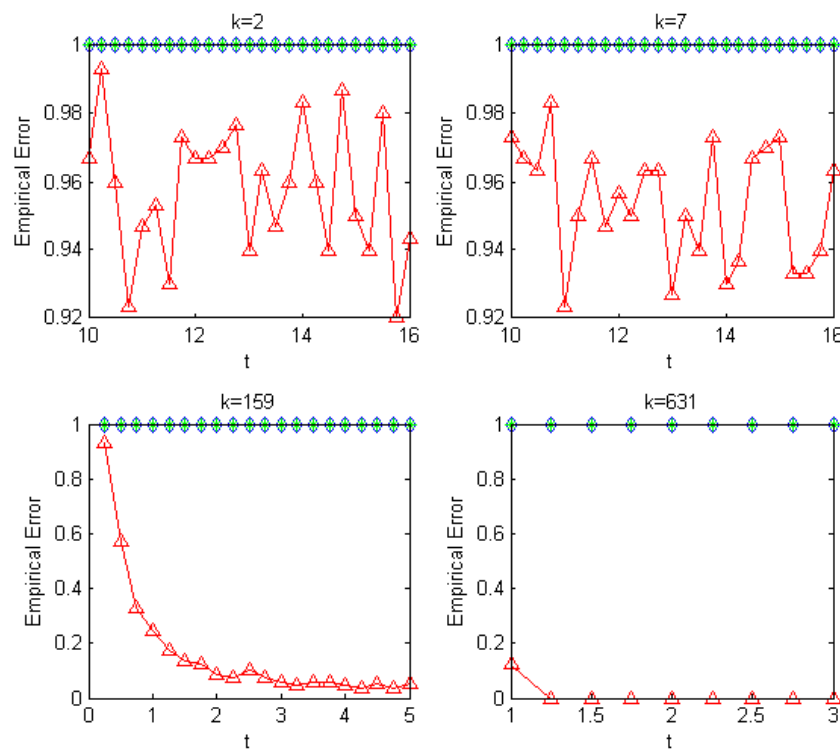


FIG 2. Simulation results are for  $p = 10000$  and  $r = \lceil \sqrt{\log(p)} \rceil = 4$ . Sparsity level  $k$  is indicated below each plot. In each plot, the empirical risk of each method [GLRT (red triangles); Higher Criticism (blue diamonds); Max Test (green stars)] is plotted against  $t$  which corresponds to  $A = \sqrt{\frac{\max\{2(\rho_{\text{logistic}}^*(\alpha) + t), 0\} \log(p)}{r}}$ .

655 HUNTINGTON AVENUE, SPH2, 4TH FLOOR  
 BOSTON, MASSACHUSETTS 02115  
 E-MAIL: [rmukherj@hsph.harvard.edu](mailto:rmukherj@hsph.harvard.edu)  
[xlin@hsph.harvard.edu](mailto:xlin@hsph.harvard.edu)

1 OXFORD STREET,  
 CAMBRIDGE MA, 01880  
 E-MAIL: [pillai@fas.harvard.edu](mailto:pillai@fas.harvard.edu)

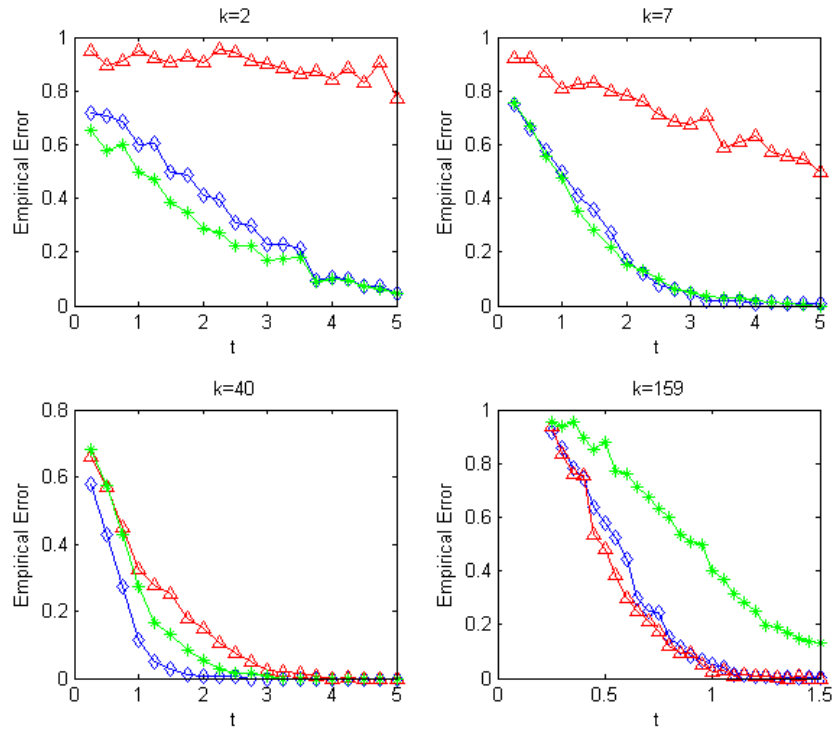


FIG 3. Simulation results are for  $p = 10000$  and  $r = \lceil (\log(p))^5 \rceil = 66280$ . Sparsity level  $k$  is indicated below each plot. In each plot, the empirical risk of each method [GLRT (red triangles); Higher Criticism (blue diamonds); Max Test (green stars)] is plotted against  $t$  which corresponds to  $A = \sqrt{\frac{2(\rho_{\text{logistic}}^*(\alpha) + t)\log(p)}{r}}$ .



FIG 4. Heat map of genotype matrix of subjects of Dallas Heart Study data with at least one mutation after suitable rearrangement of subject indices.