

Synchronous versus asynchronous transport of a paramagnetic particle in a modulated ratchet potential

ARTHUR V. STRAUBE^{1(a)} and PIETRO TIERNO^{2,3}

¹ *Department of Physics, Humboldt University of Berlin, Newtonstr. 15, D-12489 Berlin, Germany*

² *Departament de Estructura i Constituents de la Matèria, Universitat de Barcelona, Av. Diagonal 647, 08028, Barcelona, Spain*

³ *Institut de Nanociència i Nanotecnologia IN²UB, Universitat de Barcelona, Barcelona, Spain*

PACS 82.70.Dd – Colloids

PACS 87.15.hj – Transport dynamics

PACS 05.45.Xt – Nonlinear dynamics and chaos: Synchronization; coupled oscillators

Abstract – We present a combined experimental and theoretical study describing the dynamical regimes displayed by a paramagnetic colloidal particle externally driven above a stripe-patterned magnetic garnet film. A circularly polarized rotating magnetic field modulates the stray field of the garnet film and generates a translating periodic potential which induces particle motion. Increasing the driving frequency, we observe a transition from a phase-locked motion with constant speed to a sliding dynamics characterized by a lower speed due to the loss of synchronization with the traveling potential. We explain the experimental findings with an analytically tractable theoretical model and interpret the particle dynamics in the presence of thermal noise. The model is in good quantitative agreement with the experiments.

Introduction. – Colloidal particles driven in a spatially periodic potential landscape represent an ideal model system to study several fundamental phenomena, such as ratchet effects [1], depinning dynamics [2], and phase synchronization [3]. In particular, these systems are promising for applications concerned with the controlled transport and delivery of chemical or biological cargos attached to functionalized particles [4] or for high precision particle sorting and fractionation [5]. Corrugated potentials with periodicity on the colloidal scale can be realized via different techniques, like by interfering laser beams [6], by using structured substrates characterized by high dielectric [7] or magnetic [8] susceptibility contrast. In the latter case, uniaxial garnet films composed of parallel stripes of oppositely magnetized ferromagnetic domains, provide strong and externally tunable magnetic pinning sites, which can be used to control and manipulate paramagnetic colloidal particles deposited above the films [9].

In this context, a recent experimental work [10] re-

ports that a paramagnetic colloidal particle driven above a stripe-patterned garnet film displays a series of dynamical phases, which can be controlled by varying the frequency of an externally applied rotating magnetic field. The periodic potential characterized by a spatial period of few microns is generated by the stray field of a garnet film. The external magnetic field breaks the symmetry of the potential and creates a moving landscape which can transport the particle. At low frequencies, the particle is synchronized with the external field and is therefore transported with the speed of the traveling landscape. By increasing the driving frequency and beyond a critical value, the particle desynchronizes with the translating potential, showing a complex sliding dynamics characterized by a global decrease of its average speed.

In this letter, we study both experimentally and theoretically the dynamics of a micron-scale particle driven in such a potential and focus on the loss of synchronization with the traveling landscape in the presence of thermal fluctuations. In contrast to previous studies which provide rather complex expressions for the magnetic landscape and neglect the effect of thermal noise, as, e.g., in refs. [10–12], we suggest a simple analytical expression for the poten-

^(a) E-mails: straube@physik.hu-berlin.de, ptierno@ub.edu;
Published in *Europhys. Lett. (EPL)* **103**, 28001 (2013)

tial allowing for a deep insight into the transition from the completely synchronous to an asynchronous dynamic state. Remarkably, despite its simplicity, the model not only captures the main physical features underlying the transition but also demonstrates very good quantitative agreement with the measurements. These findings can be crucial prerequisites for understanding collective effects in a similar system with interacting particles.

We start by describing the experimental system and the behaviour of a paramagnetic colloidal particle at different driving frequencies. Then, we show how to derive an explicit expression for the particle energy, and use a Langevin equation to describe the overdamped dynamics of the particle in the moving landscape. Similarly to the experiments, the model predicts a frequency controlled transition from a synchronous to an asynchronous dynamics, the latter being characterized by an alternation of running and oscillating states, and a global decrease of the particle speed. By analyzing the average velocity and the distribution of the particle positions, we explain the system behaviour as a loss of synchronization in presence of thermal noise.

Experimental system. — The periodic magnetic potential was generated by using a uniaxial ferrite garnet film (FGF), grown by dipping liquid phase epitaxy [13]. The FGF was characterized by ferromagnetic domains having alternating magnetization with spatial period $\lambda = 2.6 \mu\text{m}$ and separated by Bloch walls (BW), i.e., narrow transition regions where the magnetic stray field of the film is maximal, fig. 1(a). We note that since the BWs exert attraction of the particle in the z direction, the particle elevation z is essentially unaffected by thermal fluctuations and remains fixed, resulting in an effectively two-dimensional system. To reduce the strong stray field by about 40% and to prevent from particle adhesion to the surface of the film, the FGF was coated with a layer of a photoresist (AZ1512, Microchemicals) of thickness $l = 1 \mu\text{m}$ [10].

A water dispersion of monodisperse paramagnetic colloidal particles (Dynabeads M-270, Dynal) of radius $a = 1.4 \mu\text{m}$ and magnetic volume susceptibility $\chi = 0.4$ was deposited above the FGF. To induce particle motion, we applied an alternating (AC) magnetic field with the frequency f and amplitude H_0 rotating in the (x, z) plane and having circular polarization:

$$\mathbf{H}^{ext}(t) = H_0 [\cos(2\pi ft), 0, -\sin(2\pi ft)]. \quad (1)$$

Since the particle motion occurs only in a limited range of amplitudes, $200 \text{ A/m} \leq H_0 \leq 1000 \text{ A/m}$,¹ in most of the experiments we fixed the amplitude $H_0 = 400 \text{ A/m}$ and varied the driving frequency f in the range from 1 Hz to 40 Hz. Figures 1(a) and 1(b) illustrate the experimental

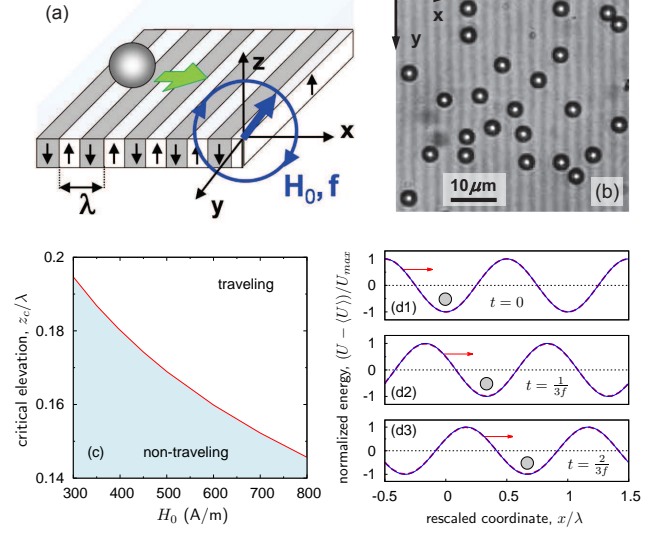


Fig. 1: (Color online) (a) Schematic of a single paramagnetic colloidal particle on top of a ferrite garnet film subjected to a rotating magnetic field of the form of eq. (1) with the frequency f and amplitude H_0 . (b) Optical microscope image showing a diluted sample of particles (diameter $2.8 \mu\text{m}$) and the magnetic pattern of the FGF (spatial periodicity $\lambda = 2.6 \mu\text{m}$). (c) Critical elevation z_c as a function of H_0 , at which the energy potential U starts to translate on average. (d) Normalized energy potential, $(U - \langle U \rangle)/U_{\max}$, of a single particle as a function of x at three different fractions of period, from top to bottom: $t = 0$, $1/(3f)$, and $2/(3f)$. The solid (blue) line shows the simplified potential as in eq. (6), and the bold dashed (red) line is for the general potential calculated via eq. (5) with the complex field given by eq. (3) for $H_0/M_s = 0.031$ and $z = 0.923\lambda$.

system, showing a schematic of a paramagnetic colloidal particle above the FGF and a polarization microscope image of a diluted suspension of particles above the magnetic stripes, respectively.

The external magnetic field of form (1) was applied by using two custom-made Helmholtz coils arranged perpendicular to each other and with their main axis along the x and z directions. The coils were mounted on the stage of a polarization microscope (eclipse NI-U, Nikon) equipped with a $100 \times 1.4\text{NA}$ oil immersion objective and a CCD camera (Basler 601Fc) working at a temporal resolution of 60 fps. AC currents flowing through the coils were generated via two independent current amplifiers (KEPCO BOP) controlled by an arbitrary waveform generator (TTi-TGA1244).

Magnetic field above the FGF. — Let us consider a garnet film of thickness d larger than its wavelength λ and characterized by a saturation magnetization M_s subjected to an external rotating magnetic field of circular polarization, as in eq. (1). The global magnetic field \mathbf{H} above the surface of the FGF, $z \geq 0$, is given by the superposition

$$\mathbf{H}(\mathbf{r}, t) = \mathbf{H}^{sub}(\mathbf{r}, t) + \mathbf{H}^{ext}(t). \quad (2)$$

¹The particle motion was observed for amplitude of the applied field $200 \text{ A/m} < H_0 < 2000 \text{ A/m}$. For $H_0 < 200 \text{ A/m}$, the field was not able to induce particle motion, while for $H_0 > 2000 \text{ A/m}$, the strong field distorts the BWs and affects the particle trajectory.

Here \mathbf{H}^{sub} denotes the stray field of the substrate, which obeys the equations $\nabla \times \mathbf{H}^{sub} = 0$, $\nabla \cdot \mathbf{H}^{sub} = -M(x, t)\delta(z)$ supplemented by the periodicity condition, $\mathbf{H}^{sub}(x, z, t) = \mathbf{H}^{sub}(x + \lambda, z, t)$, and being vanishing as $z \rightarrow \infty$. The choice $M(x, t) = \pm 2M_s$ ensures that $H_z^{sub}(x, z, t) = \pm M_s$ at $z = 0$.

The curl-free nature of \mathbf{H}^{sub} allows us to work in terms of the “electrostatic” potential φ introduced by $\mathbf{H}^{sub} = -\nabla\varphi$. Since there is no dependence of y , φ satisfies the two-dimensional Laplace equation considered along with the condition of surface charge density $M(x, t)$ prescribed at $z = 0$, which is solved by means of the conformal mapping technique. Accordingly, we introduce a complex potential $\Phi^{sub}(w)$ with $w = x + iz$ and $\varphi = \text{Re}[\Phi^{sub}]$. Because the fundamental solution for a point source at the origin is known to be $\Phi_0(w) = -1/(2\pi)\ln w$ [14], for our configuration of stripes of interchanging positive and negative surface charge $\pm 2M_s$, we have $\Phi^{sub}(w) = 2M_s \sum_{n=-\infty}^{\infty} [\int_{x_n^-}^{x_n^+} dx \Phi_0(w - x) - \int_{x_{n+1}^-}^{x_{n+1}^+} dx \Phi_0(w - x)]$. Here, $x_n^+ = n\lambda + \Delta(t)$ and $x_n^- = (n - 1/2)\lambda - \Delta(t)$, $n = 0, \pm 1, \pm 2, \dots$, are the positions of the BWs in the FGF and the quantity $\Delta(t)$ accounts for the fact that they can be moved upon application of an external field.

The field \mathbf{H} is recovered from the potential via relation $\mathcal{H}(w) = -\partial_w \Phi(w)$, where $\mathcal{H}(w) = H_x - iH_z$ is the complex field with $H_x = \text{Re} \mathcal{H}(w)$ and $H_z = -\text{Im} \mathcal{H}(w)$. Following eq. (2), the total field can be decomposed into the contributions caused by the substrate and external field, $\mathcal{H} = \mathcal{H}^{sub} + \mathcal{H}^{ext}$, where $\mathcal{H}^{ext} = H_x^{ext} - iH_z^{ext}$. For the substrate field, we find $\mathcal{H}^{sub}(w) = -\partial_w \Phi^{sub}(w) = -(2M_s/\pi) \sum_{n=-\infty}^{\infty} [\ln(w - x_n^+) - \ln(w - x_n^-)]$. We note that a similar approach is used in fluid mechanics to evaluate the velocity field produced by streets of vortices considered as point sources of the same or interchanging circulation [15]. Using the infinite product representation, $\sin \pi z = \pi z \prod_{n=1}^{\infty} (1 - z^2/n^2)$, the sums over positive and negative sources can be evaluated explicitly to yield $-(2M_s/\pi) \ln \sin[\pi(w - \Delta)/\lambda]$ and $(2M_s/\pi) \ln \cos[\pi(w + \Delta)/\lambda]$, respectively. As a result, the total field above the FGF can be represented as, cf. ref. [12]:

$$\mathcal{H}(w) = -\frac{2M_s}{\pi} \ln \left(\frac{1 - u_-}{1 + u_+} \right) + H_x^{ext} - iH_z^{ext}, \quad (3)$$

$$u_{\pm}(w) = \exp \left[\frac{i\pi}{2} \left(\frac{4w}{\lambda} \pm \frac{H_z^{ext}}{M_s} \right) \right]. \quad (4)$$

Since for this uniaxial FGF the displacement of the BWs is mainly caused by a field perpendicular to the film, we put $\Delta(t) = \Delta_0 H_z^{ext}(t)/M_s$, where $\Delta_0 = \lambda/4$, as has been implicitly done previously [11]. In the absence of external field, eq. (3) reduces to the result of Sonin [16]. It is also straightforward to show that the field given by eq. (3) can be alternatively represented via the complex potential

$$\Phi(w) = \frac{i\lambda M_s}{\pi^2} [\text{dilog}(1 - u_-) - \text{dilog}(1 + u_+)] - w \mathcal{H}^{ext}$$

with $\text{dilog}(z) = \int_1^z d\zeta (1 - \zeta)^{-1} \ln \zeta$, which is consistent with the expressions obtained in refs. [10, 11].

Potential energy of a paramagnetic particle.

Under a magnetic field $\mathbf{H}(\mathbf{r}, t)$, a paramagnetic particle acquires a magnetic moment $\mathbf{m} = V\chi\mathbf{H}$ pointing along the field direction, where $V = (4/3)\pi a^3$ is the particle volume. The energy of interaction of a single magnetic dipole with the external field is

$$U = -V\chi\mu_s \mathbf{H}^2 = -V\chi\mu_s [(\text{Re} \mathcal{H})^2 + (\text{Im} \mathcal{H})^2], \quad (5)$$

where μ_s is the magnetic permeability of the medium. We note that by using eq. (5), we assume that the amplitude of external field is below the saturation magnetization, $H_0 \ll M_s$.

At a given elevation z , the local minima $x_{min}(t)$ of the energy landscape, eq. (5), remain either immobile on the average ($z < z_c$) or translate with a constant speed ($z > z_c$), implying different transport mechanisms. Generally, this speed averaged over one time period is given by $\overline{\dot{x}_{min}} = f \int_0^{1/f} \dot{x}_{min}(t) dt = v_m \theta(z - z_c)$, where $v_m = \lambda f$, θ is the Heaviside function, and the critical elevation z_c depends on the amplitude H_0 of the field, see fig. 1(c). Recall that because of polymer coating, in our system the particle elevation $z \geq a + l \approx 2.4 \mu\text{m} \approx \lambda = 2.6 \mu\text{m}$. Therefore, for our range of field amplitudes H_0 , we are always in the regime of the traveling potential ($z > z_c$).

We now show that in this case the potential energy, eq. (5), admits a very simple and accurate approximation allowing for a straightforward interpretation of the dynamics of a single particle. Since $H_z^{ext} \ll M_s$, we can write in the exponent of eq. (4), $u := u_{\pm} \approx \exp(2\pi i x/\lambda) \exp(-2\pi z/\lambda)$. Then, because $z \simeq \lambda$, u can be treated as a small parameter to give $\ln[(1 - u)/(1 + u)] = -2u + \mathcal{O}(u^3)$. As a result, the field above the substrate is approximated by

$$\mathbf{H}^{sub}(\mathbf{r}) = \frac{4M_s}{\pi} e^{-2\pi z/\lambda} \left(\cos \frac{2\pi x}{\lambda}, 0, -\sin \frac{2\pi x}{\lambda} \right).$$

Evaluating eq. (5) and omitting the terms independent of x , we arrive at the approximate potential describing the interaction of a particle with the field above the FGF

$$\frac{U(x, t)}{U_0} = -\frac{8H_0}{\pi M_s} e^{-2\pi z/\lambda} \cos \left(\frac{2\pi x}{\lambda} - 2\pi f t \right), \quad (6)$$

which is written down relative to the characteristic magnetic energy $U_0 = V\chi\mu_s M_s^2$.

In fig. 1(d), we compare the approximate expression for the potential given by eq. (6) shown as a solid (blue) line and the general potential in eq. (5) evaluated via eqs. (3) and (4) shown as a bold dashed (red) line, which are in perfect agreement. Furthermore, fig. 1(d) shows that the energy potential presents a spatially periodic landscape characterized by minima at the positions $x_{min}(t) = n\lambda + v_m t$ ($n = 0, \pm 1, \pm 2, \dots$) spaced by λ , which continuously translate with time with a constant speed $v_m = \lambda f$ along

the x axis. As a consequence, a particle sitting initially in one of such minima, can synchronize with the field and follow the moving landscape with the speed v_m with a lag behind the minimum. This dynamic state is observed in experiments at relatively low frequencies. At high frequencies, however, the particle can lose its synchronization, which results in the decrease of its average speed.

Theoretical model of particle motion. – We describe the overdamped dynamics of a paramagnetic particle subjected to a deterministic potential $U(x, t)$ in the presence of thermal noise by using the following Langevin equation [17, 18]:

$$\zeta \dot{x}(t) = -\frac{\partial U(x, t)}{\partial x} + \sqrt{2\zeta k_B T} \xi(t), \quad (7)$$

Here, $\zeta = 6\pi\eta a$ denotes the friction coefficient between the particle and the solvent resulting from the Stokes drag, η is the dynamic viscosity of the medium (water), k_B is the Boltzmann constant, and T is the temperature. The stochastic force is modeled as a Gaussian white noise obeying the properties: $\langle \xi(t) \rangle = 0$ and $\langle \xi(t)\xi(t') \rangle = \delta(t - t')$.

For convenience, we proceed to normalized variables by measuring the length, time, magnetic field, and energy in the units of λ , $\zeta\lambda^2/U_0$, M_s , U_0 , respectively. As a result, writing eq. (7) for the potential in eq. (6), gives:

$$\dot{x}(t) = -16 h_0 e^{-2\pi z} \sin[2\pi(x - \tilde{f}t)] + \sqrt{2\sigma} \xi(t). \quad (8)$$

Here, we have introduced three dimensionless parameters, related to the amplitude, $h_0 = H_0/M_s$, frequency, $\tilde{f} = (f\zeta\lambda^2)/U_0$, of the external field, and to the intensity of thermal fluctuations, $\sigma = (k_B T)/U_0$.

In terms of a new variable, $q(t) = -x(t) + \tilde{f}t$, which makes the system autonomous by proceeding to the reference frame traveling with the potential, we obtain a stochastic Adler equation:

$$\dot{q}(t) = \tilde{f} - \tilde{f}_c \sin[2\pi q(t)] + \sqrt{2\sigma} \xi(t) \quad (9)$$

with the “critical” frequency given by

$$\tilde{f}_c = 16h_0 e^{-2\pi z}. \quad (10)$$

In the limiting case of negligible fluctuations, $\xi = 0$, the particle behaviour corresponds to the motion in a tilted “washboard” potential given by, $\tilde{V}(q) = -\tilde{f}q - \tilde{f}_c \cos(2\pi q)/(2\pi)$. Note that $2\pi q$ plays the role of phase. By setting $\dot{q} = 0$, we make sure that depending on the frequency \tilde{f} , the system admits two dynamical regimes separated by \tilde{f}_c . For $\tilde{f} < \tilde{f}_c$, there exist local minima in the potential $\tilde{V}(q)$ and we have a stable solution, $q_0 = \arcsin(\tilde{f}/\tilde{f}_c)$, which corresponds to a “phase-locked” state in the co-moving reference frame. The motion of the particle is synchronized with the external field. The particle position in the laboratory reference frame is $x(t) = x_{min}(t) + \delta x$, where $\delta x = -q_0$, and hence, it generally lags behind a local minimum of the potential. At low

frequencies, $\tilde{f} \ll \tilde{f}_c$, the lag is small, $\delta x \propto -(\tilde{f}/\tilde{f}_c)$, while at frequencies approaching \tilde{f}_c , it tends to its maximum absolute value, $\delta x = -1/4$. Beyond the critical frequency, $\tilde{f} > \tilde{f}_c$, there are no minima in $\tilde{V}(q)$. The particle cannot synchronize with the field and starts to slide, which is typically referred to as the “phase-drift” or sliding regime. Similar to synchronization problems [19, 20], we evaluate the time $\Delta t = \int_0^1 [\tilde{f} - \tilde{f}_c \sin(2\pi q)]^{-1} dq = (\tilde{f}^2 - \tilde{f}_c^2)^{-1/2}$ it takes the particle to travel the distance of one period $\Delta q = 1$. As a result, $\langle \dot{q} \rangle = \Delta q/(\Delta t)$ and the averaged speed $\langle \dot{x} \rangle = \tilde{f} - \langle \dot{q} \rangle$ normalized by its maximum value v_m is given by:

$$\frac{\langle \dot{x} \rangle}{v_m} = \begin{cases} 1, & \text{if } \tilde{f} < \tilde{f}_c, \\ 1 - \sqrt{1 - (\tilde{f}_c/\tilde{f})^2}, & \text{if } \tilde{f} > \tilde{f}_c, \end{cases} \quad (11)$$

which describes the transition from synchronous to asynchronous dynamics encountered in several physical systems [21], and is in agreement with the general interpretation of a traveling potential ratchet (see Sec. 4.4 of ref. [22]).

To address the situation involving thermal fluctuations, we use a Fokker-Planck equation corresponding to eq. (9),

$$\frac{\partial}{\partial t} P(q, t) = 2\pi\sigma \frac{\partial}{\partial q} \left[\frac{dV(q)}{dq} + \frac{1}{2\pi} \frac{\partial}{\partial q} \right] P(q, t), \quad (12)$$

where $V(q) = \tilde{V}(q)/\sigma = -2\pi qD - D_c \cos(2\pi q)$, $D = \tilde{f}/(2\pi\sigma)$, and $D_c = \tilde{f}_c/(2\pi\sigma)$. The stationary solution $P_0(q)$ of eq. (12) satisfying the periodicity requirement, $P_0(q + 1) = P_0(q)$, and the normalization condition, $\int_0^1 P_0(q) dq = 1$, is given by [23]:

$$P_0(q) = \frac{1}{\mathcal{N}} \mathcal{P}(q), \quad \mathcal{P}(q) = e^{-V(q)} \int_q^{q+1} e^{V(q')} dq'. \quad (13)$$

Here, $\mathcal{N} = e^{-\pi D} |I_{iD}(D_c)|^2$ is the normalization constant and $I_{i\nu}(x)$ is the modified Bessel function of the first kind of an imaginary order. Note that $P_0(\delta x) = P_0(-q)$ with $\delta x(t) = x(t) - v_m t$ describes the distribution of particle positions relative to the deterministic trajectory with the constant speed $v_m = \tilde{f}$. Because of periodicity, $P_0(\delta x) = P_0(x - x_{min})$ also corresponds to the distribution relative to the minima of the traveling potential.

Using the distribution in eq. (13), we can average eq. (9) to arrive at the Stratonovich formula [23, 24]: $\langle \dot{q} \rangle = \int_0^1 \dot{q} P_0(q) dq = \mathcal{N}^{-1} [1 - e^{V(q+1)-V(q)}] = 2\sigma |I_{iD}(D_c)|^{-2} \sinh(\pi D)/(\pi D)$. Transforming back to x , we end up with the generalization of the relation given in eq. (11) for the case of thermal fluctuations

$$\frac{\langle \dot{x} \rangle}{v_m} = 1 - \frac{\sinh(\pi D)}{\pi D |I_{iD}(D_c)|^2}. \quad (14)$$

In the limit of $\sigma \rightarrow 0$, eq. (14) reduces to its deterministic counterpart, eq. (11).

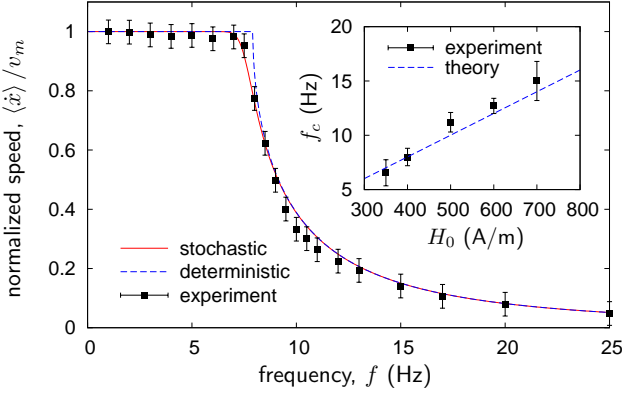


Fig. 2: (Color online) Normalized particle velocity $\langle \dot{x} \rangle / v_m$ as a function of the driving frequency f (Hz) for a paramagnetic particle subjected to a rotating field with amplitude $H_0 = 400$ A/m. The experimental data (solid squares) are plotted together with the theoretical lines. The dashed line shows the deterministic limit according to formula (11), the solid line is for the general case with thermal noise described by eq. (14) with $\sigma = 0.5 \times 10^{-5}$. Inset shows the comparison of the critical frequency as a function of the field amplitude. Markers represent experimental data, the dashed line corresponds to eq. (10).

Discussion and conclusions. — In order to validate the theoretical model, we perform a series of experiments by measuring the average speed $\langle \dot{x} \rangle$ as a function of frequency f for a single paramagnetic particle driven by a rotating field above the FGF. Figure 2 shows $\langle \dot{x} \rangle$ normalized by the maximum speed for a fixed field amplitude $H_0 = 400$ A/m. The transition between the phase-locked regime and the asynchronous dynamics is observed at $f \approx 7.9$ Hz. In fig. 2 we fit the theoretical expressions for the deterministic, eq. (11) (dashed line), and stochastic, eq. (14) (solid line), averaged speed, against the experimental data and find an almost perfect agreement by accounting for the thermal noise. We fixed the dimensionless elevation $z = 0.923$ (or, equivalently, $z = 2.4 \mu\text{m}$) and varied the values of h_0 and σ to achieve the best agreement between the data at $h_0 = 0.031$ and $\sigma = 0.5 \times 10^{-5}$. The comparison between the theoretical fits using eq. (11) (dashed line) and eq. (14) (solid line) shows that the effect of thermal fluctuations is smoothing the transition region between both regimes, slightly shifting the critical point.

In the inset of fig. 2 we show the critical frequency extracted from the experimental data (squares) as a function of the field amplitude. The theoretical prediction based on eq. (10) with the same value of h_0 as in fig. 2 is in agreement with the results of measurements.

In a previous work [11] based on the use of FGF with large ferromagnetic domains ($\lambda = 10.9 \mu\text{m}$), it was possible to determine M_s directly, i.e., by measuring the displacement of the BWs under an external magnetic field normal to the film [25]. For the small stripes used in this work, diffraction limits the resolution capability of our polariza-

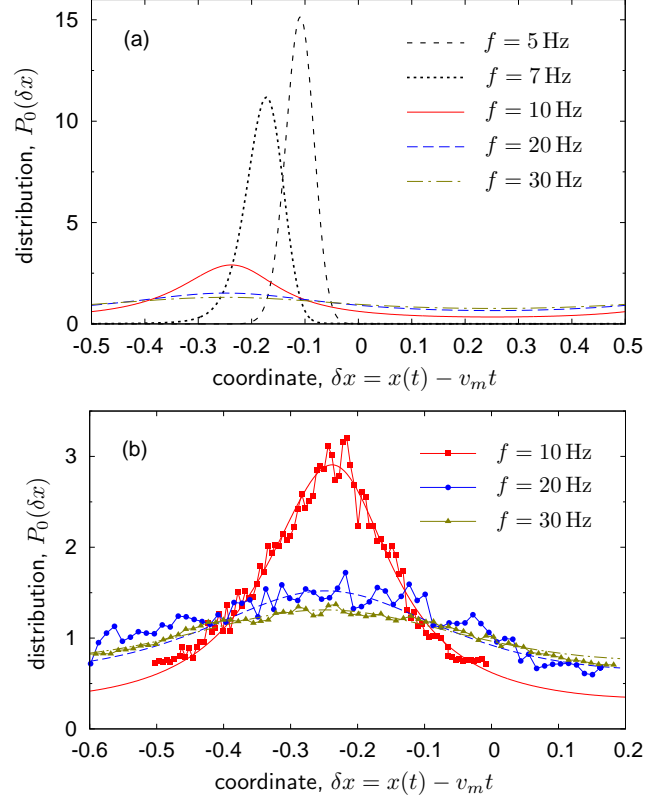


Fig. 3: (Color online) Distribution of the particle positions, $P_0(\delta x)$, in the reference frame moving with the speed v_m shown for different driving frequencies f . (a) Theoretical predictions evaluated via eq. (13). (b) Comparison of the theoretical predictions with the experimental data (markers), smooth bold lines are theoretical curves calculated via eq. (13) for dimensionless parameters $h_0 = 0.031$, $z = 0.923$, and $\sigma = 0.5 \times 10^{-5}$.

tion microscope, making impossible the direct measurement of M_s . Therefore, using the experimental values for the particle elevation and amplitude of the magnetic field ($H_0 = 400$ A/m), we estimate the saturation magnetization of the FGF, $M_s = H_0/h_0 \approx 1.3 \times 10^4$ A/m. Furthermore, our approach allows us to estimate the strength of effective noise, which tells us whether its origin is simply thermal or it could be due to other factors like presence of disorder in the film or deformation of BWs [26]. In particular, the obtained estimate $\sigma = 0.5 \times 10^{-5}$ corresponds to an effective thermal energy of $\approx 1.2k_B T$, indicating that the driven particle is mainly subjected to thermal fluctuations along the direction of motion.

To analyze the effect of fluctuations further, we extract the particle positions in the co-moving reference frame, $\delta x(t) = x(t) - v_m t$, from several trajectories and calculate the corresponding probability density distribution $P_0(\delta x) = P_0(-q)$ for different frequencies. Note that δx also shows the shift of particles from the minimum of the potential at $\delta x = 0$. The results are shown in figs. 3(a) and 3(b) together with the theoretical expressions calcu-

lated via eq. (13). In agreement with the deterministic consideration, we see that in the phase-locked state at low frequencies the particle is localized near the minimum of the potential at $\delta x = 0$. Note that the low-frequency limit of eq. (13) provides $P_0(\delta x) = \exp[D_c \cos(2\pi\delta x)]/I_0(D_c)$, which is symmetric and centered around $\delta x = 0$. As the frequency is increased, the particle starts to gradually lag behind the potential: the probability density distribution becomes wider and shifts towards negative values of δx . This tendency is also observed in the domain beyond the critical frequency, when the particle is in the asynchronous regime, as confirmed by experimental data, see fig. 3(b).

In summary, we studied both experimentally and theoretically the dynamics of a paramagnetic colloidal particle magnetically driven above a stripe patterned garnet film. We explored the dynamics in a wide range of frequencies and various field amplitudes, and observe, in all cases, a transition from a synchronous regime with a constant speed to an asynchronous one. In all regimes, with the growth in frequency the most probable position of a particle increasingly lags behind the minima of the moving landscape. We put forward a simple and analytically tractable approximation for the potential that is in quantitative agreement with the experimental findings. We show how thermal fluctuations affect the loss of synchronization and how the theoretical results can be matched with real measurements, where thermal noise is unavoidable. On the one hand, the suggested approach can be extended to other physical systems characterized by the similar generic transition, where the role of noise is neglected. On the other hand, this work not only provides a solid theoretical ground to recent experimental findings but it can be also used as a starting point for extensions towards inter-particle interactions, and thus collective effects, since it provides simple and accurate expressions for the magnetic potentials.

We acknowledge TOM H. JOHANSEN, for the FGF, and J. ORTÍN, for laboratory support. AVS, was supported by the European Science Foundation (ESF), project 5477 within the activity “Exploring the Physics of Small Devices (EPSD)”. PT, acknowledges support from the programs RYC-2011-07605, FIS2011-13771-E, FIS2011-15948-E.

REFERENCES

- [1] JÜLICHER F., AJDARI A. and PROST J., *Rev. Mod. Phys.*, **69** (1997) 1269; HÄNGGI P. and MARCHESONI F., *Rev. Mod. Phys.*, **81** (2009) 387.
- [2] REICHARDT C. and OLSON REICHARDT C. J., *Phys. Rev. E*, **72** (2005) 032401; BOHLEIN T., MIKHAEL J. and BECHINGER C., *Nature Mater.*, **11** (2012) 126.
- [3] MATEOS J. L. and ALATRISTE F. R., *Chaos*, **18** (2008) 043125; ZARLENGA D. G., LARRONDO H. A., ARIZMENDI C. M. and FAMILY F., *Phys. Rev. E*, **80** (2009) 011127; ROMANCZUK P., MÜLLER F. and SCHIMANSKY-GEIER L., *Phys. Rev. E*, **81** (2010) 061120.
- [4] TIerno P., REDDY S. V., YUAN J., JOHANSEN T. H. and FISCHER T. M., *J. Phys. Chem. B*, **111** (2007) 13479; AUGÉ A., WEDDEMANN A., WITTBRAUCH F. and HÜTTEN A., *Appl. Phys. Lett.*, **94** (2009) 183507.
- [5] KORDA P. T., TAYLOR M. B. and GRIER D. G., *Phys. Rev. Lett.*, **89** (2002) 128301; PSALTIS D., QUAKE S. R. and YANG C., *Nature*, **442** (2006) 381; LACASTA A. M., SANCHEZ J. M., ROMERO A. H. and LINDENBERG K., *Phys. Rev. Lett.*, **94** (2005) 160601; HERRMANN J., KARWEIT M. and DRAZER G., *Phys. Rev. E*, **79** (2009) 061404.
- [6] BURNS M. M., FOURNIER J. M., and GOLOVCHENKO J. A., *Science*, **249** (1990) 749; MANGOLD K., LEIDERER P. and BECHINGER C., *Phys. Rev. Lett.*, **90** (2003) 158302.
- [7] MARQUET C., BUGUIN A., TALINI L. and SILBERZAN P., *Phys. Rev. Lett.*, **88** (2002) 168301.
- [8] YELLEN B. B., HOVORKA O. and FRIEDMAN G., *Proc. Natl. Acad. Sci. U.S.A.*, **102** (2005) 8860; TIerno P., JOHANSEN T. H. and FISCHER T. M., *Phys. Rev. Lett.*, **99** (2007) 038303.
- [9] HELSETH L. E., WEN H. Z., FISCHER T. M. and JOHANSEN T. H., *Phys. Rev. E*, **68** (2003) 011402.
- [10] TIerno P., *Phys. Rev. Lett.*, **109** (2012) 198304.
- [11] TIerno P., REDDY S. V., JOHANSEN T. H. and FISCHER T. M., *Phys. Rev. E*, **75** (2007) 041404.
- [12] VESTGARDEN J. I. and JOHANSEN T. H., arXiv:1109.6491.
- [13] TIerno P., SAGUÉS F., JOHANSEN T. H. and FISCHER T. M., *Phys. Chem. Chem. Phys.*, **11** (2009) 9615.
- [14] MORSE P. M. and FESHBACH H., *Methods of Theoretical Physics*, Part II, (McGraw-Hill, New York) 1953.
- [15] SAFFMAN P. G., *Vortex Dynamics* (Cambridge University Press, Cambridge) 1992.
- [16] SONIN E. B., *Sov. Tech. Phys. Lett.*, **14** (1998) 714; *Phys. Rev. B*, **66** (2002) 136501.
- [17] HÄNGGI P., MARCHESONI F. and NORI F., *Ann. Phys. (Leipzig)*, **14** (2005) 51.
- [18] BURADA P. S., HÄNGGI P., MARCHESONI F., SCHMID G. and TALKNER P., *ChemPhysChem*, **10** (2009) 45.
- [19] PIKOVSKY A., ROSENBLUM M., AND KURTHS J., *Synchronization: A Universal Concept in Nonlinear Sciences* (Cambridge University Press, Cambridge) 2001.
- [20] ADLER R., *Proc. IRE*, **34** (1946) 351.
- [21] HELGESEN G., PIERANSKI P. and SKJELTORP A. T., *Phys. Rev. Lett.*, **64** (1990) 1425; BACRI J. C., CEBERS A., LACIS S. and PERZYNSKI R., *J. Magn. & Magn. Mater.*, **149** (1995) 143; AGAYAN R. R., SMITH R. G. and KOPELMAN R., *J. Appl. Phys.*, **104** (2008) 054915; YELLEN B. B., ERB R. M., SON H. S., HEWLIN R. jr., SHANG H. and LEE G. U., *Lab Chip*, **7** (2007) 1681.
- [22] Reimann P., *Phys. Rep.*, **361** (2002) 57.
- [23] STRATONOVICH R. L., *Topics in the Theory of Random Noise*, Vol. II (Gordon and Breach, New York) 1967.
- [24] RISKEN H., *The Fokker-Planck Equation: Methods of Solution and Applications* (Springer, Berlin) 1984.
- [25] KOOY C. and ENZ V., *Philips Res. Rep.*, **15** (1960) 76. ESCHENFELDER A. H., *Magnetic Bubble Technology*, Springer Ser. Solid-State Sci., Vol. 14 (Springer, Berlin) 1981.
- [26] TIerno P., REIMANN P., JOHANSEN T. H. and SAGUÉS F., *Phys. Rev. Lett.*, **105** (2010) 230602.