

Restricting the LSND and MiniBooNE sterile neutrinos with the IceCube atmospheric neutrino data

Arman Esmaili¹ and Alexei Yu. Smirnov²

¹*Instituto de Fisica Gleb Wataghin - UNICAMP, 13083-859, Campinas, SP, Brazil*

²*Abdus Salam International Centre for Theoretical Physics, ICTP, I-34010, Trieste, Italy*

We study oscillations of the high energy atmospheric neutrinos in the Earth into sterile neutrinos with the eV-scale mass. The MSW resonance and parametric enhancement of the $\bar{\nu}_\mu \rightarrow \bar{\nu}_s$ oscillations lead to distortion of the zenith angle distribution of the muon-track events which can be observed by IceCube. Due to matter effect, the IceCube signal depends not only on the mixing element $U_{\mu 4}$ relevant for LSND and MiniBooNE but also on $U_{\tau 4}$ and the CP-violating phase δ_{24} . We show that the case with $U_{\tau 4} = \delta_{24} = 0$ leads to the weakest IceCube signal and therefore should be used to bound $U_{\mu 4}$. We compute the zenith angle distributions of the ν_μ -events for different energy intervals in the range (0.1 - 10) TeV and find that inclusion of the energy information (binning in energy) improves the sensitivity to ν_s drastically. We estimate that with already collected (during 3 - 4 years) IceCube-86 statistics the mixing required by LSND and MiniBooNE can be excluded at $(4 - 6)\sigma$ level.

I. INTRODUCTION

Existence of sterile neutrinos with mass $\sim \mathcal{O}(1)$ eV and with mixing required by the LSND [1] and MiniBooNE [2] anomalies is not a small perturbation of the standard 3ν -scheme. It leads to rich phenomenology and far going consequences for theory. Therefore checks of the existence of these neutrinos become one of the main objectives of the neutrino physics. Recall that the $\nu_\mu \rightarrow \nu_e$ and $\bar{\nu}_\mu \rightarrow \bar{\nu}_e$ oscillations interpretation of the LSND and MiniBooNE results implies non-vanishing admixtures of the ν_e and ν_μ in the 4th mass eigenstate, quantified respectively by mixing elements U_{e4} and $U_{\mu 4}$, and the oscillation depth is given by $4|U_{e4}U_{\mu 4}|^2$.

The present experimental situation is rather controversial.

(i) Interpretation of the LSND/MiniBooNE results in terms of oscillations with sterile neutrinos is not very convincing in view of uncertainties in the cross-sections, energy scale calibration as well as backgrounds [3]. Moreover, fit of the energy spectra of excess of events in MiniBooNE with one sterile neutrino is rather poor. Good fit can be obtained in the presence of second sterile neutrino with large mass $\Delta m_{51}^2 \sim 20 \text{ eV}^2$ [4]. However, the latter is in serious conflict with Cosmology and laboratory observations.

(ii) There is strong tension between the appearance (LSND/MiniBooNE) and disappearance (short baseline) experimental results within both 3+1 and 3+2 schemes [5]. Furthermore, the ν_μ -disappearance has not been observed by MiniBooNE itself, thus leading to constraints on $U_{\mu 4}$ [6]. Strong bound follows from the neutral current interaction measurements in near and far MINOS detectors [7]. A combination of the negative results of CDHS [8], MiniBooNE and MINOS on the ν_μ -disappearance puts the strongest limit on $U_{\mu 4}$.

(iii) The ν_e -appearance signal has not been observed in OPERA [9] and ICARUS [10] experiments. This directly excludes the low Δm_{41}^2 part of the LSND/MiniBooNE region.

(iv) On the other hand, the reactor anomaly – disappearance of the $\bar{\nu}_e$ -flux from reactors [11], is in favor of the eV mass scale sterile neutrinos.

In this connection large number of new experiments is proposed to test existence of sterile neutrinos (see [12] and references therein, see also [13]) and some of them can be realized in the next 10 years. At the same time, study of the atmospheric neutrinos by IceCube with *already collected statistics* can contribute in substantial or even decisive way to resolution of the LSND/MiniBooNE anomaly.

Indeed, for $\Delta m_{41}^2 \sim (1 - 10) \text{ eV}^2$ implied by LSND, oscillations of neutrinos with energies $(1 - 10) \text{ TeV}$ in the matter of the Earth will undergo the MSW resonance enhancement [14, 15]. Cosmic neutrinos would be affected by these effects [14, 15]. The resonantly enhanced $\nu_\mu - \nu_s$ oscillations lead to partial disappearance of the ν_μ (or $\bar{\nu}_\mu$) flux, and consequently, to distortion of the energy and zenith angle distributions of the muon neutrino charged current events [16]. This can be explored in IceCube using the atmospheric neutrino flux [16]. Actually, the resonance enhancement of the $\bar{\nu}_\mu - \bar{\nu}_s$ oscillations occurs for the mantle crossing trajectories with the MSW resonance peak at $E_\nu \sim 4 \text{ TeV}$ ($\Delta m_{41}^2/\text{eV}^2$) [16]. For the core crossing trajectories the parametric enhancement of oscillations takes place [17] at about 2 times lower energies. The original consideration for single sterile neutrino was generalized

later to the case of two sterile neutrinos [18].

The first results from AMANDA and IceCube-40 experiments motivated further detailed studies of these oscillation effects [19–23]. In [19] the effects of sterile neutrinos have been studied in different mixing schemes. It was observed that in the case of $\nu_s - \nu_\mu$ mixing the effects, and consequently, bounds on the mixing angle become weaker. The effect of ν_s can also be observed at lower energies, $E_\nu < 100$ GeV, in the DeepCore experiment [20]. The analysis of DeepCore has been extended to $3 + 2$ and $1 + 3 + 1$ models with two sterile neutrinos in [21]. In [22] by scanning the parameter space of the $3 + 1$ model, which includes $\{U_{\mu 4}, U_{\tau 4}, \Delta m_{41}^2\}$, a mixing scheme independent exclusion region has been found in $(U_{\mu 4}, \Delta m_{41}^2)$ plane from the IceCube-40 data. The bound on mixing in [22] does not exclude the favored region by MiniBooNE/LSND. In [23] the potential of cascade IceCube events in constraining sterile neutrinos has been studied.

Recently results from IceCube experiment collected during the period from May 2010 to May 2011 have been published [24] (the so-called IceCube-79 data). The zenith angle distribution of events is in very good agreement with the standard 3ν -oscillations. The statistical errors in each of 10 zenith angle bins are below $(2-3)\%$. The systematic errors are still rather large, however small spread of the experimental points within the statistical errors indicate that systematic errors are correlated. The expected effect from sterile neutrinos is $(5-10)\%$ in several vertical bins [20–22]. This indicates that effects of sterile neutrinos, if exist, should be small.

After IceCube-79 the IceCube-86 with larger effective area is taking data. Presently the IceCube-86 exposure is at least 4 times larger than the IceCube-79 one and therefore statistical error is reduced by factor 2. Also systematic error is expected to be smaller. With this one can perform critical test of existence of the LSND/MiniBooNE sterile neutrinos.

To exclude the LSND and MiniBooNE sterile neutrino one needs to explore effects in whole range of relevant parameters including mixing angles and CP-violating phases. In general the 4ν -mixing is described by 6 mixing angles and 3 CP-violating phases. Therefore complete scanning of the parameter space is very cumbersome. Fortunately, the effect in IceCube depends appreciably only on few parameters. In this paper we identify these relevant parameters and find their values which minimize the sterile neutrino effects in IceCube. We explore ways to improve sensitivity of IceCube to sterile neutrinos using information about energies of events (energy binning).

The paper is organized as follows. In Sec. II we consider in detail dependence of the ν_μ oscillation probabilities relevant for IceCube on mixing scheme, and in particular on the ν_τ -mixing. We evaluate also effect of CP-violating phases. We show that flavor mixing scheme with $U_{\tau 4} = \delta_{\tau 4} = 0$ provides the weakest IceCube signal and therefore should be used to exclude the sterile neutrino interpretation of the LSND and MiniBooNE results. In Sec. III the zenith angle distributions of events in IceCube for different energy ranges are computed. In Sec. IV we perform simple statistical analysis evaluating sensitivity of IceCube to the sterile neutrino mixing. We explore how the energy information will improve the sensitivity. Conclusions are presented in Sec. V.

II. LSND/MINIBOONE AND ICECUBE SIGNALS

A. Generalities

We will consider mixing of 4 neutrinos $\nu_f^T \equiv (\nu_e, \nu_\mu, \nu_\tau, \nu_s)$: $\nu_f = \mathbf{U}_4 \nu_{\text{mass}}$, where $\nu_{\text{mass}}^T \equiv (\nu_1, \nu_2, \nu_3, \nu_4)$. The unitary mixing matrix \mathbf{U}_4 is usually parametrized as

$$\mathbf{U}_4 = \mathbf{R}^{34}(\theta_{34})\mathbf{R}_\delta^{24}(\theta_{24}, \delta_{24})\mathbf{R}_\delta^{14}(\theta_{14}, \delta_{14})\mathbf{R}^{23}(\theta_{23})\mathbf{R}_\delta^{13}(\theta_{13}, \delta_{13})\mathbf{R}^{12}(\theta_{12}) , \quad (1)$$

where $\mathbf{R}^{ij}(\theta_{ij})$ ($i, j = 1, \dots, 4$ and $i < j$) is the rotation matrix in the ij -plane over the angle θ_{ij} . The rotation $\mathbf{R}_\delta^{ij}(\theta)$ contains CP-violating phase δ_{ij} in such a way that $\sin \theta_{ij} \rightarrow \sin \theta_{ij} e^{-i\delta_{ij}}$ and $-\sin \theta_{ij} \rightarrow -\sin \theta_{ij} e^{i\delta_{ij}}$. In Eq. (1), δ_{13} is the usual CP-violating phase of the 3ν scheme; whereas δ_{14} and δ_{24} are the two new phases. In this parametrization:

$$U_{\mu 4} = \cos \theta_{14} \sin \theta_{24} e^{-i\delta_{24}} , \quad U_{\tau 4} = \cos \theta_{14} \cos \theta_{24} \sin \theta_{34} .$$

The Hamiltonian describing propagation of this system in matter is

$$\mathcal{H} = \frac{1}{2E_\nu} \mathbf{U}_4 \mathbf{M}^2 \mathbf{U}_4^\dagger + \mathbf{V}(r) , \quad (2)$$

where \mathbf{M}^2 is the diagonal matrix of mass-squared differences:

$$\mathbf{M}^2 \equiv \text{diag} (0, \Delta m_{21}^2, \Delta m_{31}^2, \Delta m_{41}^2) , \quad \Delta m_{ij}^2 \equiv m_i^2 - m_j^2 , \quad (3)$$

with $\Delta m_{41}^2 \sim \mathcal{O}(1)$ eV². The matrix of matter potentials in the flavor basis, $\mathbf{V}(r)$, after subtracting the neutral current contribution, takes the following form:

$$\mathbf{V}(r) = \sqrt{2} G_F \text{diag} \{ N_e(r), 0, 0, N_n(r)/2 \} . \quad (4)$$

Here G_F is the Fermi constant; $N_e(r)$ and $N_n(r)$ are the electron and neutron number densities.

To avoid conflict with cosmological constraints we assume $\Delta m_{41}^2 > 0$, and therefore the resonance enhancement of oscillations takes place in the anti-neutrino channel, which leads to a dip in $P(\bar{\nu}_\mu \rightarrow \bar{\nu}_\mu)$ at energies ~ 4 TeV ($\Delta m_{41}^2/\text{eV}^2$).

The appearance signals of LSND/MiniBooNE depend on $U_{\mu 4}$ and $U_{e 4}$ and do not depend on $U_{\tau 4}$. The disappearance depends on $U_{\mu 4}$ only. This is because the effects in these experiments are due to short baseline oscillations in vacuum. In contrast, the IceCube signal depends besides $U_{\mu 4}$ on the admixture $U_{\tau 4}$ [19, 22]. Therefore to get limit on the LSND/MiniBooNE sterile neutrino one needs to select the value of $U_{\tau 4}$ which leads to the smallest effect in IceCube for fixed $U_{\mu 4}$. The current upper limit on $U_{\tau 4}$ is rather weak: $\sin^2 2\theta_{34} < 0.6$ at 90% C.L. [7]. The global analysis of the oscillation data, which includes also the atmospheric neutrinos gives moderately stronger upper limit: $\sin^2 2\theta_{34} < 0.6$ at 2σ [5]. IceCube itself can constrain $\sin^2 2\theta_{34}$ down to ~ 0.1 by using cascade events induced by the atmospheric neutrinos [23]. Indeed, $\theta_{34} \neq 0$ leads to the oscillation transitions $\nu_\mu \rightarrow \nu_\tau$, ν_τ 's produce τ leptons and then decays of τ 's generate cascades. Using the cascade events, it is also possible to disentangle the effects of θ_{24} and θ_{34} . Indeed, $\theta_{24} \neq 0$ results in a deficit of cascades, whereas $\theta_{34} \neq 0$ via the $\nu_\mu \rightarrow \nu_\tau$ oscillations leads to an excess of cascades. In what follows we will explore the range $\sin^2 2\theta_{34} = 0 - 0.5$.

Let us consider the differences between the LSND/MiniBooNE and IceCube signals in more details. We will concentrate on the ν_μ -charged current events. There are two simplifying circumstances at high energies:

- Strong suppression of the ν_e -mixing everywhere apart from the $\nu_e - \nu_s$ resonance in the TeV range. Even in the resonance the $\nu_e - \nu_\mu$ oscillations relevant for the ν_μ -events will be suppressed by small $U_{\mu 4}$.
- Smallness of the original atmospheric ν_e -flux at high energies.

Under these circumstances one can exclude the ν_e -flavor from consideration and neglect the 1-2 mass splitting. As a result, the 4ν -system is reduced to the system of three flavors $\nu_f = (\nu_\mu, \nu_\tau, \nu_s)$ mixed in three mass states $\nu_{\text{mass}} = (\nu_2, \nu_3, \nu_4)$: $\nu_f = \mathbf{U}_3 \nu_{\text{mass}}$. Here \mathbf{U}_3 is the 3×3 submatrix of \mathbf{U}_4 after removing the first row and column and setting θ_{1i} ($i = 2, 3, 4$)

to zero. In the next subsection we will make further simplification developing a single Δm^2 approximation. We will use these simplifications in our qualitative analysis which will allow to understand various results of numerical computations. The latter have been done for the complete 4ν - system.

B. Single Δm^2 approximation

At very high energies $E_\nu > (0.5 - 1)$ TeV, when Δm_{31}^2 also can be neglected, the system is described by Δm_{41}^2 and the vector of mixing parameters $\vec{U}^T = (U_{\mu 4}, U_{\tau 4}, U_{s4})$. We can perform rotation $R_{\mu\tau}(\theta')$ in the $\nu_\mu - \nu_\tau$ plane by the angle θ' , determined by

$$\tan \theta' = \frac{U_{\mu 4}}{U_{\tau 4}}, \quad (5)$$

such that in new basis, $\nu'_f = (\nu'_\mu, \nu'_\tau, \nu_s)$, the first component of the vector vanishes:

$$\vec{U}'^T = \left(0, \sqrt{U_{\tau 4}^2 + U_{\mu 4}^2}, U_{s4} \right). \quad (6)$$

In this basis the Hamiltonian becomes

$$H = \frac{\Delta m_{42}^2}{2E_\nu} \vec{U}' \vec{U}'^T + V. \quad (7)$$

The state ν'_μ decouples and the problem is reduced to two neutrinos problem with the mixing parameter in vacuum

$$\sin^2 2\theta_x = 4U_{s4}^2 (U_{\tau 4}^2 + U_{\mu 4}^2) = 4U_{s4}^2 (1 - U_{s4}^2), \quad (8)$$

and the potential V .

Let us introduce the S -matrix in the basis ν'_f :

$$S' = \begin{pmatrix} 1 & 0 & 0 \\ 0 & A_{\tau'\tau'} & A_{s\tau'} \\ 0 & A_{\tau's} & A_{ss} \end{pmatrix}. \quad (9)$$

In terms of S' the S matrix in the original flavor basis equals

$$S = R_{\mu\tau}(\theta')^\dagger S' R_{\mu\tau}(\theta'). \quad (10)$$

From Eqs. (9), (10) and (5) we find the ν_μ -survival probability

$$P_{\mu\mu} \equiv |S_{\mu\mu}|^2 = \left| 1 - \frac{U_{\mu 4}^2}{U_{\tau 4}^2 + U_{\mu 4}^2} (1 - A_{\tau'\tau'}) \right|^2. \quad (11)$$

It can be rewritten as

$$P_{\mu\mu} = |1 - \kappa(1 - A_{\tau'\tau'})|^2 , \quad (12)$$

where the prefactor of the amplitude term, $(1 - A_{\tau'\tau'})$, equals

$$\kappa \equiv \frac{U_{\mu 4}^2}{U_{\tau 4}^2 + U_{\mu 4}^2} = \sin^2 \theta' . \quad (13)$$

Let us consider properties of the probability $P_{\mu\mu}$. Independently of the $U_{\tau 4}^2$, the maximal value $P_{\mu\mu}^{max} = 1$ is achieved if $A_{\tau'\tau'} = 1$. The minimal possible value (maximal oscillation effect) do depend on $U_{\tau 4}^2$:

- For $U_{\tau 4}^2 \leq U_{\mu 4}^2$, that is $\kappa \geq 1/2$, we have

$$P_{\mu\mu}^{min} = 0 , \quad \text{if } A_{\tau'\tau'} = -\frac{U_{\tau 4}^2}{U_{\mu 4}^2} . \quad (14)$$

- For $U_{\tau 4}^2 > U_{\mu 4}^2$ or $\kappa < 1/2$,

$$P_{\mu\mu}^{min} = |1 - 2\kappa|^2 = \left| \frac{U_{\tau 4}^2 - U_{\mu 4}^2}{U_{\tau 4}^2 + U_{\mu 4}^2} \right|^2 , \quad \text{if } A_{\tau'\tau'} = -1 . \quad (15)$$

Notice that the amplitude $A_{\tau'\tau'}$ depends on the neutrino energy, zenith angle, *etc.*, and conditions on the amplitude in the Eqs. (14) and (15) may not be satisfied. So, extrema may not be realized and $P_{\mu\mu} > P_{\mu\mu}^{min}$.

For the $\nu_\mu - \nu_s$ mixing scheme, when $U_{\tau 4} = 0$, we obtain from Eq. (12)

$$P_{\mu\mu} = |A_{\tau'\tau'}|^2 . \quad (16)$$

If $U_{\tau 4} = U_{\mu 4}$ (the “ ν_s - mass” mixing scheme),

$$P_{\mu\mu} = \frac{1}{4} |1 + A_{\tau'\tau'}|^2 . \quad (17)$$

In the LSND and MiniBooNE experiments the oscillations occur in vacuum. For $V = 0$ the Hamiltonian in Eq. (7) has the eigenvalues $\lambda_4 = \Delta m_{42}^2/2E_\nu$ and $\lambda_3 = 0$. Using Eq. (7) it is straightforward to find that

$$A_{\tau'\tau'}^{vac} = 1 - (U_{\tau 4}^2 + U_{\mu 4}^2) (1 - e^{-i\phi_4}) , \quad (18)$$

where the vacuum phase equals

$$\phi_4 \equiv \frac{\Delta m_{42}^2 L}{2E_\nu} . \quad (19)$$

Inserting Eq. (18) into Eq. (12) we obtain

$$P_{\mu\mu} = |1 - U_{\mu 4}^2(1 - e^{-i\phi_4})|^2 . \quad (20)$$

Here the dependence on $U_{\tau 4}^2$ disappears and Eq. (20) coincides with the standard 2ν oscillation probability which depends on $U_{\mu 4}^2$ only.

In the case of IceCube, neutrinos oscillate in the matter of Earth and one should use the amplitude of oscillation in matter $A_{\tau'\tau'}^{vac} \rightarrow A_{\tau'\tau'}$. Cancellation of the factors which depend on $U_{\tau 4}^2$ does not occur anymore and the probability depends on $U_{\tau 4}^2$. Let us elucidate this dependence considering oscillations in matter with constant density. The amplitude $A_{\tau'\tau'}$ is function of $\sin^2 2\theta_x$, Δm_{42}^2 and V . Both the oscillation depth and length depend on $U_{\tau 4}^2$ in non-trivial ways:

$$A_{\tau'\tau'} = \cos^2 \theta_x^m e^{-i\phi_3^m} + \sin^2 \theta_x^m e^{-i\phi_4^m} = e^{-i\phi_3^m} [\cos^2 \theta_x^m + \sin^2 \theta_x^m e^{-i\Delta\phi^m}] , \quad (21)$$

or

$$1 - A_{\tau'\tau'} = 1 - e^{-i\phi_3^m} + \sin^2 \theta_x^m (e^{-i\phi_3^m} - e^{-i\phi_4^m}) . \quad (22)$$

Here

$$\sin^2 \theta_x^m = \frac{1}{2} \left[1 - \frac{1 + \tilde{V} - 2s_x^2}{\sqrt{(1 + \tilde{V})^2 - 4s_x^2\tilde{V}}} \right] , \quad (23)$$

and

$$s_x^2 \equiv \sin^2 \theta_x = (U_{\tau 4}^2 + U_{\mu 4}^2) , \quad (24)$$

$$\tilde{V} \equiv \frac{2E_\nu V}{\Delta m_{42}^2} . \quad (25)$$

The phases equal

$$\phi_{3,4}^m = \frac{\phi_4}{2} \left[1 + \tilde{V} \mp \sqrt{(1 + \tilde{V})^2 - 4s_x^2\tilde{V}} \right] . \quad (26)$$

(At the same time the prefactor κ in Eq. (12) is function of mixing parameters in vacuum.)

Let us analyze these expressions in two cases.

1. Tails of resonances (energy range far from resonance) and $s_x^2 \ll 1$. In the lowest order, neglecting $4\tilde{V}s_x^2$ under squared root in Eq. (23), we have

$$\sin^2 \theta_x^m \approx \frac{s_x^2}{1 + \tilde{V}} , \quad (27)$$

$$\phi_4^m = \phi_4(1 + \tilde{V}), \quad \phi_3^m = 0 . \quad (28)$$

Then the probability equals

$$P_{\mu\mu} = \left| 1 - \frac{U_{\mu 4}^2}{1 + \tilde{V}} (1 - e^{-i\phi_4^m}) \right|^2, \quad (29)$$

which does not depend on $U_{\tau 4}^2$.

Taking the first approximation in s_x^2 in the denominator of Eq. (23) we obtain

$$\sin^2 \theta_x^m \approx \frac{s_x^2}{(1 + \tilde{V})^2 - 2s_x^2 \tilde{V}}, \quad (30)$$

$$\phi_3^m = \phi_4 \frac{\tilde{V}}{1 + \tilde{V}} s_x^2, \quad \phi_4^m = \phi_4 (1 + \tilde{V}) - \phi_3^m. \quad (31)$$

If $\phi_3^m \ll 1$, we have

$$\frac{1}{s_x^2} (1 - A_{\tau'\tau'}) = i\phi_4 \frac{\tilde{V}}{1 + \tilde{V}} + \frac{1 - e^{-i\phi_4(1+\tilde{V})} - i\phi_4 \frac{\tilde{V}}{1+\tilde{V}} s_x^2 [1 + e^{-i\phi_4(1+\tilde{V})}]}{(1 + \tilde{V})^2 - 2\tilde{V} s_x^2}. \quad (32)$$

Dependence on $U_{\tau 4}^2$ appears only in corrections via s_x^2 . In the neutrino (non-resonance) channel we have the same expression with $\tilde{V} > 0$.

Notice that $|A_{\tau'\tau'}|^2$ is the standard 2ν probability which depends on the phase difference $\phi_4^m - \phi_3^m$. In contrast, $P_{\mu\mu}$ is generically the probability of 3ν system even in the limit $\Delta m_{31}^2 = 0$. As a result it depends on both phases ϕ_4^m and ϕ_3^m separately. Nonzero value of ϕ_3^m leads, in particular, to the fact that $A_{\tau'\tau'}$ in Eq. (21) cannot be 1 and to deviation of maximal value of the probability $P_{\mu\mu}$ from 1 (see Fig. 1). From these formulae one can see that $P_{\mu\mu}$ decreases with the increase of s_x^2 , and therefore, $U_{\tau 4}$.

2. The resonance region. For $\tilde{V} = -1$ we have

$$\sin^2 \theta_x^m \approx \frac{1}{2} (1 + s_x), \quad (33)$$

$$\phi_{3,4}^m = \mp \phi_4 s_x. \quad (34)$$

(In resonance $\sin^2 \theta_x^m = \frac{1}{2}$.) Inserting these expressions into Eq. (22) and Eq. (12) we obtain

$$P_{\mu\mu} = \left| 1 - U_{\mu 4}^2 \frac{1}{s_x^2} [1 - \cos(\phi_4 s_x) + i s_x \sin(\phi_4 s_x)] \right|^2. \quad (35)$$

With the increase of $U_{\tau 4}^2$, and consequently s_x , the probability in Eq. (35) in resonance increases; *i.e.*, sterile neutrino effect decreases.

For small phases, $\phi_4 \sin \theta_x \ll 1$, Eq. (35) leads to

$$P_{\mu\mu} = \left| 1 - U_{\mu 4}^2 (\phi_4^2 + i\phi_4) \right|^2, \quad (36)$$

where again dependence on $U_{\tau 4}^2$ disappears. Notice that in the dip of $P_{\mu\mu}$ the phase equals $\phi_4 \sim \pi$, so for small (πs_x) the dependence of probability on the mixing scheme is very weak. It appears when $\sin \theta_x$ becomes large.

Summarizing, the difference between LSND/MiniBooNE and IceCube signals is due to matter effect. The dependence of probability on $U_{\tau 4}$ in IceCube signal can be understood in the following way. For fixed $U_{\mu 4}$ with the increase of $U_{\tau 4}$ the mixing angle θ_x , which determines the strength of resonance (its width) and also the oscillation length, increases. However, for small $\sin \theta_x$ dependence of the oscillation probability on $U_{\tau 4}$ is weak. With increase of $U_{\tau 4}$ the mixing parameter $\sin \theta_x$ increases and dependence of probability on $U_{\tau 4}$ becomes strong: It suppresses the peak in the resonance region, since $|1 - A_{\tau'\tau'}|$ reaches maximal value and stops to increase, whereas the prefactor κ continues to decrease. In contrast, beyond the resonance, in the tails, $|1 - A_{\tau'\tau'}|$ continue to increase due to widening of the resonance. As a result, here the disappearance probability increases with $U_{\tau 4}$ and the minimal effect is for $U_{\tau 4} = 0$ (flavor mixing scheme). This approximate analytical consideration helps to understand various features of exact numerical results.

C. Survival probabilities

We find the ν_μ ($\bar{\nu}_\mu$) survival probabilities, as functions of neutrino energy and zenith angle, by solving the evolution equation with the Hamiltonian in Eq. (2) numerically. We take the best-fit values of active-active mixing angles as well as $\Delta m_{21}^2 = 7.4 \times 10^{-5} \text{ eV}^2$ and $\Delta m_{31}^2 = 2.4 \times 10^{-3} \text{ eV}^2$ according to [25]. We use as a benchmark value $\sin^2 2\theta_{24} = 0.04$ or $U_{\mu 4}^2 = 0.01$ which is at the border of IceCube sensitivity region (see Sec. IV). This value is substantially lower than the one required by LSND: $\sin^2 2\theta_{24} > 0.1$.

In Fig. 1 we show dependence of the $\bar{\nu}_\mu$ survival probability (resonance channel) on the neutrino energy for different values of $U_{\tau 4}^2$ and for two different zenith angles. In the case of $\cos \theta_z = -0.8$ (mantle crossing trajectory, top panel) the resonance dip appears at $E_\nu \approx 4 \text{ TeV}$ (for $\Delta m_{41}^2 = 1 \text{ eV}^2$) as a result of resonance enhancement of oscillations. For $E_\nu > 0.4 \text{ TeV}$ the dependence is well described by the single Δm^2 approximation. Below $E_\nu = 0.4 \text{ TeV}$ effect of oscillations driven by Δm_{31}^2 becomes important. It increases with the decrease of energy as a result of interference of the Δm_{31}^2 and Δm_{41}^2 modes of oscillations. The dashed line in Fig. 1 shows the standard 3ν - probability. Maximal effect of sterile

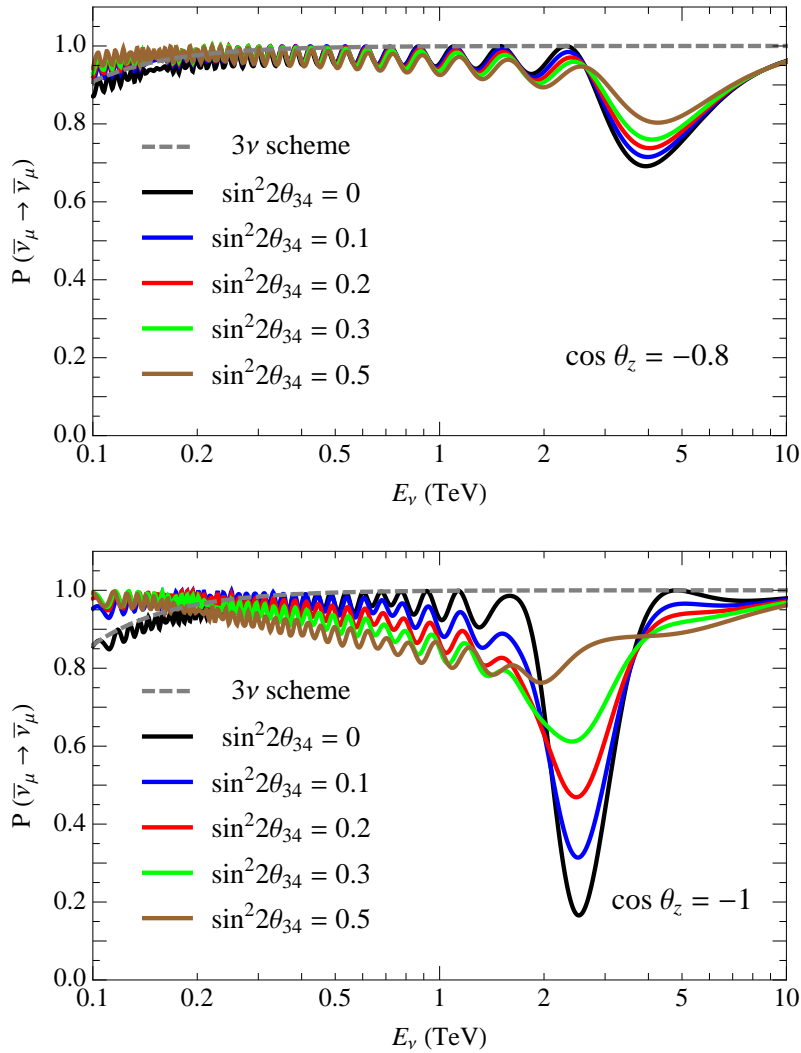


FIG. 1: The dependence of the $\bar{\nu}_\mu$ – survival probability on the neutrino energy for different values of $U_{\tau 4}$. We take $\Delta m_{41}^2 = 1 \text{ eV}^2$ and $\sin^2 2\theta_{24} = 0.04$. Top panel is for $\cos \theta_z = -0.8$ and bottom panel is for $\cos \theta_z = -1$.

neutrinos is in the resonance. Notice that the line describing probability in the presence of sterile neutrino for $U_{\tau 4}^2 = 0$ touches the 3ν probability (the latter is the upper bound for the probability with sterile neutrino). With the increase of $U_{\tau 4}^2$ the sterile neutrino effect decreases in the resonance dip. It increases in the tail above $E_\nu \sim 0.4 \text{ TeV}$ (this can be seen from the analytical formulas obtained in Sec. II B), and it decreases again below $E_\nu \sim 0.4 \text{ TeV}$ – in the region where standard oscillations become important. Also, with the increase of $U_{\tau 4}^2$ the oscillatory curve shifts slightly to higher energies.

For $\cos \theta_z = -1$ (core crossing trajectory, bottom panel) the parametric enhancement of

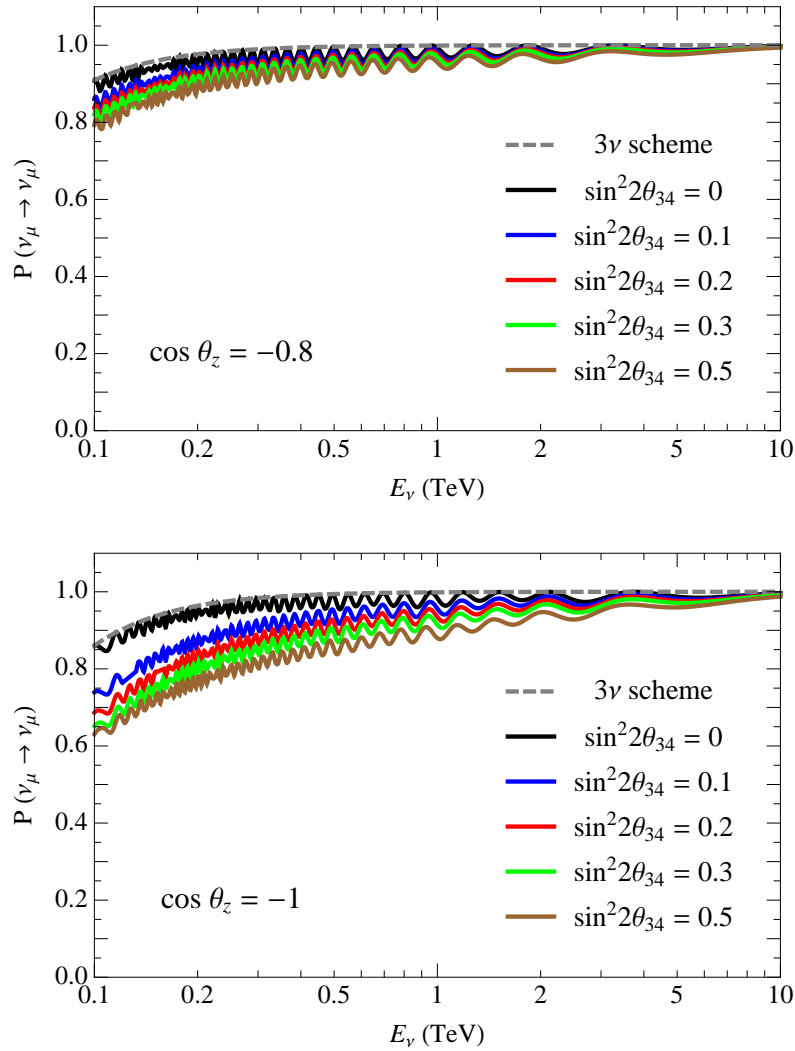


FIG. 2: The same as in Fig. 1 for the ν_μ - survival probability.

oscillations takes place. The parametric dip at 2.6 TeV is larger than the resonance dip. The dependence of probability on $U_{\tau 4}^2$ is similar to that for the mantle crossing trajectories.

In Fig. 2 we show the ν_μ -survival probabilities (non-resonance channel). In this channel oscillations are matter suppressed. Again below 0.4 TeV the oscillation effect is driven by Δm_{31}^2 . Mixing with sterile neutrinos enhances this effect, especially for large $U_{\tau 4}^2$. With increase of $U_{\tau 4}^2$ the probability decreases for all energies, so that the weakest ν_s effect is for $U_{\tau 4}^2 = 0$.

Summarizing, the effect of sterile neutrino increases with the increase of $U_{\tau 4}^2$ at all energies apart from the region of resonance and parametric dips in the antineutrino channel, and as

we will see, the former dominates in the integral effect. So, to exclude sterile neutrino mixing with IceCube one should consider the case $U_{\tau 4}^2 = 0$.

The highest acceptance of the IceCube detector for ν_μ events is in the range (0.3 - 1) TeV. Thus, for $\Delta m_{41}^2 = 1 \text{ eV}^2$ the maximum sensitivity is in the region of low energy tail of the survival probability, where the sterile neutrino effect increases with $U_{\tau 4}$. For smaller Δm_{41}^2 the resonance dip shifts to the region of the maximal IceCube acceptance and dependence of effect on $U_{\tau 4}$ can be opposite at least in the restricted energy range. However this opposite dependence disappears after smearing over the neutrino energies.

D. CP-violation effects

Let us consider dependence of the sterile neutrino effects on the CP-phases. In 3ν approximation of the parametrization of Eq. (1) the mixing depends on one CP-phase δ_{24} :

$$U_f = R^{34} R_\delta^{24}(\delta_{24}) R^{23}. \quad (37)$$

Clearly, in the cases where mixing (in our approximation) can be parametrized by two rotations, there is no CP-violation, and no dependence on the effects of CP-phase. (Beyond this approximation the CP-violation will show up, however, its effects will be suppressed.)

In the case of $U_{\tau 4} = 0$ the mixing matrix in Eq. (37) becomes $U_f = R_\delta^{24} R^{23}$. The CP-phase δ_{24} (as well as any other phase introduced here) can be eliminated by redefining the neutrino mass ($\nu_4 \rightarrow \nu_4 e^{i\delta_{24}}$), or/and flavor fields. Therefore the CP-violation (in 3ν approximation) should be proportional to $U_{\tau 4}$ or $\sin \theta_{34}$.

Furthermore, if $\Delta m_{31}^2 = 0$, the 2-3 rotation can be removed, so that the mixing matrix in Eq. (37) is reduced to two rotations: $U_f = R^{34} R_\delta^{24}$, and again the CP-phase becomes unphysical. The CP-violation effect should be proportional to the phase ϕ_{31} induced by Δm_{31}^2 or more precisely to $\sin \phi_{31}$ and to $\sin 2\theta_{34}$. The CP-violation in the probability appears as an interference of the main term induced by Δm_{41}^2 , which is close to 1 beyond the resonance, and the term induced by Δm_{31}^2 . Therefore the CP-violating part of the survival probability should be approximately equal to

$$\begin{aligned} P_{\mu\mu}^\delta &\sim 2 \cos \delta_{24} \sin 2\theta_{34} \sin 2\theta_{24} \sin \phi_{31} \approx 2 \cos \delta_{24} \sin 2\theta_{34} \sin 2\theta_{24} \phi_{31} \\ &= \cos \delta_{24} \left(\frac{\Delta m_{41}^2 L}{E_\nu} \right) \sin 2\theta_{24} \sin 2\theta_{34}. \end{aligned} \quad (38)$$

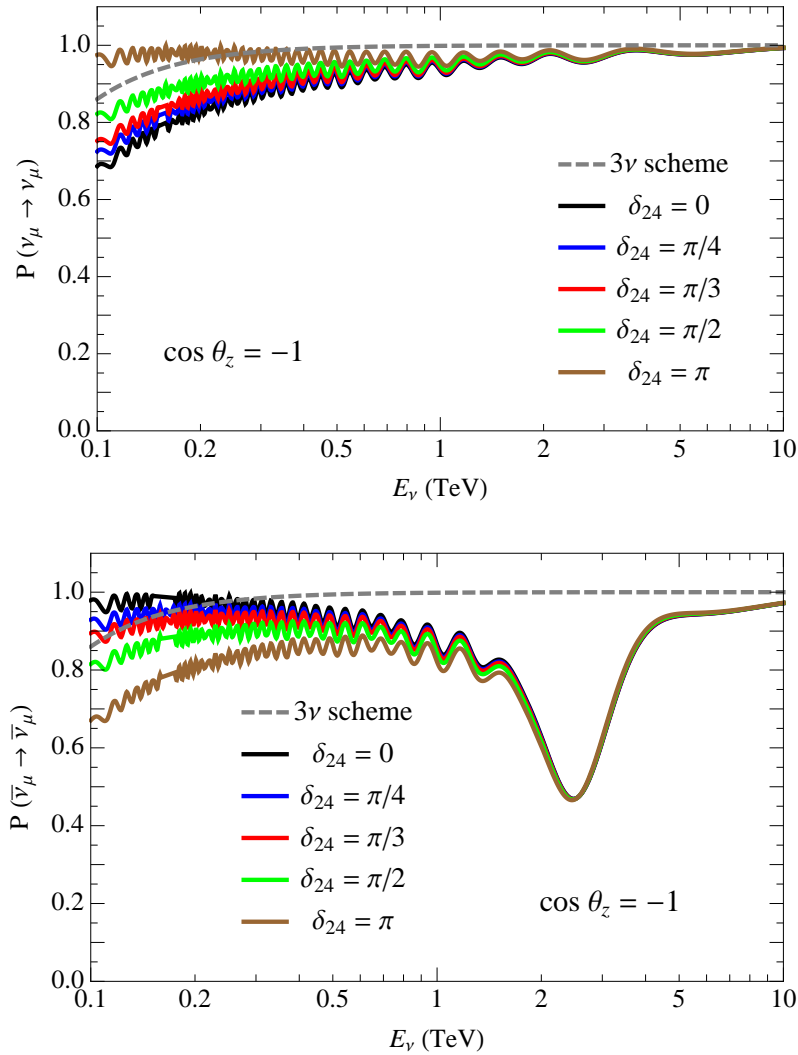


FIG. 3: The dependence of the ν_μ (top panel) and $\bar{\nu}_\mu$ (bottom panel) survival probabilities on the neutrino energy for different values of CP-violating phase δ_{24} in Eq. (37). We take $\Delta m_{41}^2 = 1 \text{ eV}^2$, $\sin^2 2\theta_{24} = 0.04$, $\sin^2 2\theta_{34} = 0.2$ and $\cos \theta_z = -1$.

(It also is proportional to $\sin 2\theta_{23} \approx 1$ which is omitted above.) Here we have taken into account also that the survival probability is a CP-even function of δ_{24} . According to Eq. (38) the CP-violation effect increases linearly with $\sin 2\theta_{34}$ and also increases with decrease of energy. For high energies, where the 1-3 oscillation phase is very small, the effects are suppressed. These dependences can be seen in Fig. 3. In the top (bottom) panel of Fig. 3 we show the dependence of ν_μ ($\bar{\nu}_\mu$) survival oscillation probability on neutrino energy for various values of CP-phase δ_{24} . The CP-violation effect appears below 0.7 TeV where the

Δm_{31}^2 driven oscillations become important. Notice that for $\delta_{24} = \pi/2$ the ν_μ and $\bar{\nu}_\mu$ survival probabilities at low energies are nearly the same. For $\delta_{24} = \pi$ the ν_μ - and $\bar{\nu}_\mu$ - probabilities switch with each other in comparison with $\delta_{24} = 0$ case:

$$P(\nu_\mu \rightarrow \nu_\mu; \delta = 0) \approx P(\bar{\nu}_\mu \rightarrow \bar{\nu}_\mu; \delta = \pi) .$$

Varying δ_{24} from 0 to π we obtain from Eq. (38)

$$\Delta P_{\mu\mu}^\delta = 2 \left(\frac{\Delta m_{41}^2 L}{E_\nu} \right) \sin 2\theta_{24} \sin 2\theta_{34} .$$

For $E_\nu = 0.5$ TeV it gives $\Delta P_{\mu\mu}^\delta \sim 0.05$ in agreement with Fig. 3.

Nonzero δ_{24} have opposite effects in neutrino and antineutrino channels: it enhances the oscillations due to Δm_{31}^2 in anti-neutrino channel and suppresses oscillations in neutrino channel. This leads to partial cancellation of the CP-phase effect at IceCube where signals from neutrino and antineutrino sum up. As a result (see Sec. III), CP-violation effect is subleading with respect to the effect of 3-4 mixing and our conclusion that the weakest limit on $U_{\mu 4}$ is realized for $U_{74} = 0$ still holds.

III. ZENITH ANGLE DISTRIBUTIONS OF THE ν_μ EVENTS

The number of μ -track events in IceCube originating from the ν_μ ($\bar{\nu}_\mu$) CC interactions with the reconstructed neutrino energy and direction in the ranges $[E_\nu^r, E_\nu^r + \Delta_j E_\nu^r]$ and $[\cos \theta_z, \cos \theta_z + \Delta_i \cos \theta_z]$ is given by

$$N_{i,j} = T \Delta \Omega \int_{\Delta_i \cos \theta_z} d \cos \theta_z \int_{\Delta_j E_\nu^r} d E_\nu^r \int d E_\nu G(E_\nu^r, E_\nu) A_{\text{eff}}^{\nu\mu}(E_\nu, \cos \theta_z) \left[\sum_{\alpha=e,\mu} \Phi_{\nu_\alpha}(E_\nu, \cos \theta_z) P_{\alpha\mu} \right] + (\nu \rightarrow \bar{\nu}), \quad (39)$$

where $A_{\text{eff}}^{\nu\mu(\bar{\nu}\mu)}$ is the muon (anti)neutrino effective area and Φ_{ν_α} is the flux of atmospheric ν_α [27]. As we mentioned above, in the energy range we are considering the contribution of Φ_{ν_e} can be neglected since it is double suppressed: first, by small original Φ_{ν_e} flux, and second, by small $\nu_e \rightarrow \nu_\mu$ oscillation probability which is proportional to $|U_{\mu 4}|^2$. In Eq. (39) T is the exposure period and $\Delta \Omega = 2\pi$ is the azimuthal acceptance of the IceCube detector. For estimations we use the IceCube-79 effective area A_{eff} in the energy range of (0.1 – 10) TeV [24]. We take 3 times larger statistics than IceCube-79 during $T = 318$ days has.

In Eq. (39), E_ν^r and E_ν are the reconstructed and true neutrino energies, and $G(E_\nu^r, E_\nu)$ is the resolution (reconstruction) function. The observable quantities in the IceCube detector are the energy and direction of muons produced in the CC interaction of ν_μ and $\bar{\nu}_\mu$ with nuclei. Therefore, there are two contributions to the width of the reconstruction functions of energy and direction of neutrinos: 1) the finite resolutions in measurement of the muon energy and direction; 2) the kinematic uncertainty related to the difference between muon energy and direction and the neutrino ones. Let us consider these contributions in order. In the TeV range the IceCube detector measures the muon direction with precision of less than 1° [26]. The average angle between the neutrino and muon momenta in the CC interactions is $\theta \sim \sqrt{m_p/E_\nu}$ which decreases from $\sim 5^\circ$ at $E_\nu = 100$ GeV down to $\sim 0.5^\circ$ at $E_\nu = 10$ TeV. Thus, we can identify the measured zenith angle of muon with the zenith angle of neutrino and consider 20 bins in $\cos \theta_z$ without any smearing of the distributions before binning.

The reconstruction of neutrino energy is by far less precise. The observable quantity in the IceCube detector is the energy loss of muons, dE_μ/dx , which is related to the muon energy E_μ by

$$\frac{dE_\mu}{dx} = -\alpha - \beta E_\mu .$$

Here α and β are nearly energy-independent coefficients describing the energy losses due to ionization and radiation respectively. For energies $\gtrsim 1$ TeV the radiation (β -term) dominates and the energy loss of muons is proportional to energy. Therefore the muon energy can be determined by measuring the energy loss even over a part of the muon track provided that the point (vertex) of muon production is known. However, in the high energy range for most of events the vertex of neutrino-nucleon interaction is outside of the geometrical volume of the detector which severely restricts the energy reconstruction and only lower bound can be established on the energy. For the low energy range, where the ionization (α -term) dominates, the energy loss of muons is independent of their energy and the muon energy can be inferred from the energy loss measurements only when the whole track of muon is inside the geometrical volume of detector. At low energies most of the muons are produced inside the detector and therefore the muon energy reconstruction improves. The energy of neutrino is related to the muon energy through the inelasticity y (fraction of the neutrino energy transferred to hadrons): $E_{\nu_\mu} = E_\mu/(1 - y)$. The average inelasticity $y \equiv E_{hadron}/E_{\nu_\mu}$, is nearly constant in the range (0.1 – 10) TeV, however, $d\sigma^{CC}/dy$ has wide y -distribution. When the vertex of ν_μ CC interaction is inside the detector, measurement

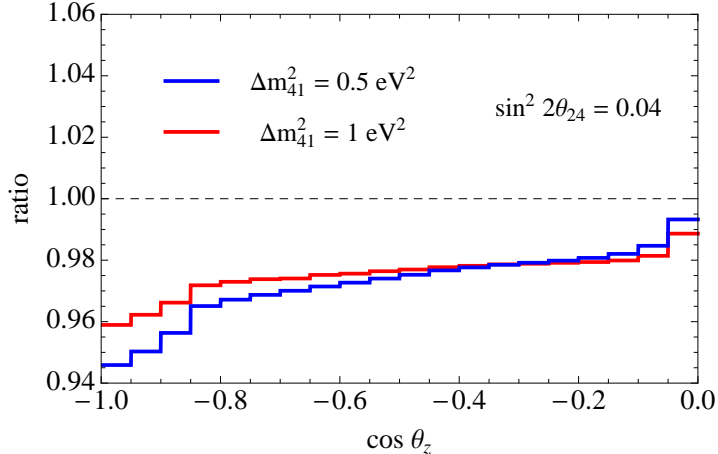


FIG. 4: Distortion of the zenith angle distributions of μ -track events due to the $\nu_\mu - \nu_s$ oscillations integrated over the energy interval (0.1 – 10) TeV. Shown is the ratio of number of events with and without mixing with sterile neutrinos. We set $\sin^2 2\theta_{24} = 0.04$ and the blue (red) curve corresponds to $\Delta m_{41}^2 = 0.5 \text{ eV}^2$ (1 eV^2).

of the hadronic cascade energy would improve the neutrino energy reconstruction. Putting all these factors together, the IceCube collaboration claimed the resolution of the neutrino energy reconstruction 0.3 in units of $\log_{10}(E_\nu/\text{GeV})$ in the (0.1 – 10) TeV range (see [26]).

We compute the zenith angle distributions of events with and without sterile neutrinos using Eq. (39). We take as the reconstruction function $G(E_\nu^r, E_\nu)$ the normalized Gaussian distribution with width $\sigma_E = E_\nu$. The estimations show that variations of σ_E within 20% do not produce significant changes of the IceCube sensitivity. The reason is that although energy smearing decreases the depth of resonance dip in $P_{\mu\mu}$, it also widens the dip which can partially compensate the former. Since the acceptance of IceCube detector changes with energy, the smearing of distributions leads to a moderate weakening of bounds. After the smearing of events, we integrated the number of events over the energy bins E_ν^r , as described below.

The zenith angle dependences of events are determined by the probabilities discussed in the previous section and the product $A_{\text{eff}}\Phi_{\nu_\mu}$. The function $A_{\text{eff}}\Phi_{\nu_\mu}(E_\nu)$ has maximum at $E_\nu \sim 0.2 \text{ TeV}$. It decreases by one order of magnitude at $E_\nu = 2 \text{ TeV}$ and by another factor of 5 down to $E_\nu = 5 \text{ TeV}$. On the other hand, features in the oscillation probabilities have $\log E_\nu$ scale. So, to take into account their contributions to the integral effect, the correct factor would be $E_\nu A_{\text{eff}}\Phi_{\nu_\mu}$, which has maximum in the range (0.5 – 1) TeV. In the resonance

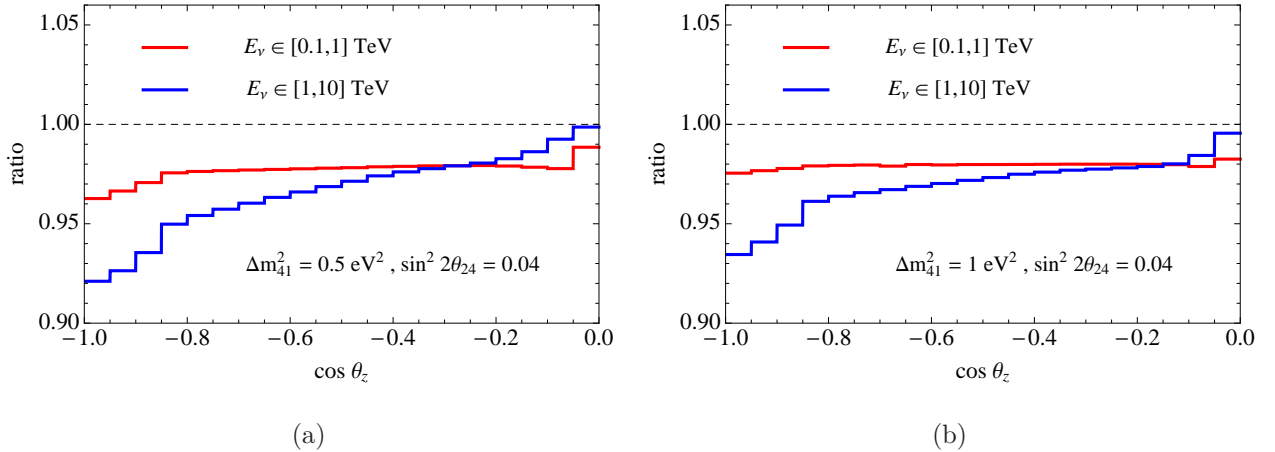


FIG. 5: The same as Fig. 4, with numbers of events integrated over the energy bins (0.1 – 1) TeV and (1 – 10) TeV. a) $\Delta m_{41}^2 = 0.5 \text{ eV}^2$, and b) $\Delta m_{41}^2 = 1 \text{ eV}^2$.

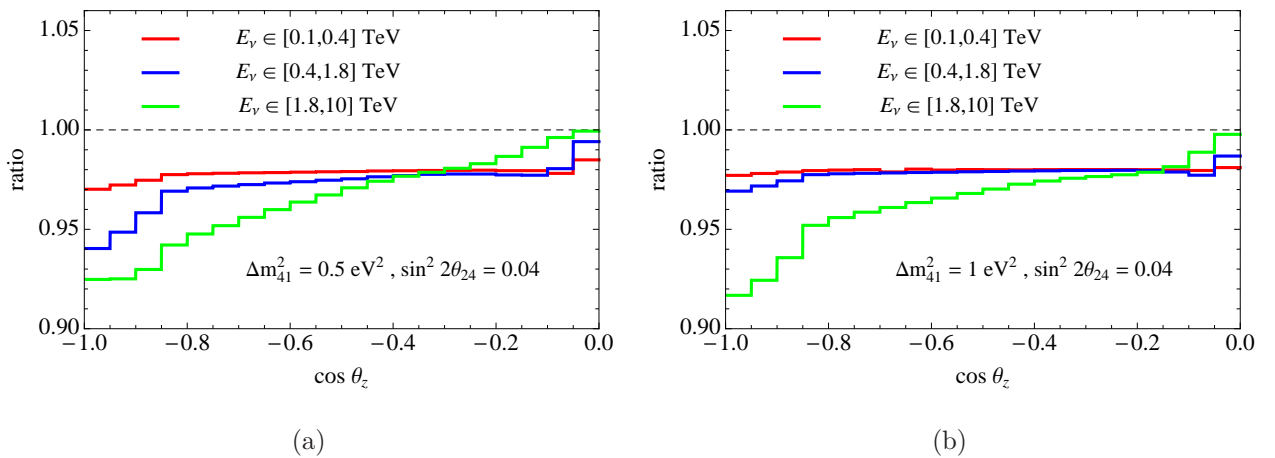


FIG. 6: The same as Fig. 4, with integration over the neutrino energy bins: (0.1 – 0.4) TeV, (0.4 – 1.8) TeV and (1.8 – 10) TeV. a) $\Delta m_{41}^2 = 0.5 \text{ eV}^2$, and b) $\Delta m_{41}^2 = 1 \text{ eV}^2$.

this product is only 2 times smaller than the maximum of $E_\nu A_{\text{eff}} \Phi_{\nu\mu}$.

In Fig. 4 we show distortion of the zenith angle distribution of the μ -track events, that is, the ratio of the distributions with and without sterile neutrinos. We take $U_{\tau 4} = 0$. The events are integrated over whole energy range (0.1 – 10) TeV. Fig. 5 shows distortion of the distributions in two energy bins: [0.1, 1] TeV and [1, 10] TeV. Fig. 6 is for three energy bins: [0.1, 0.4] TeV, [0.4, 1.8] TeV and [1.8, 10] TeV. The number of events in these regions are 9532, 14277 and 9139 correspondingly for the IceCube-79 exposure. This gives an idea about the relative contributions of these three regions.

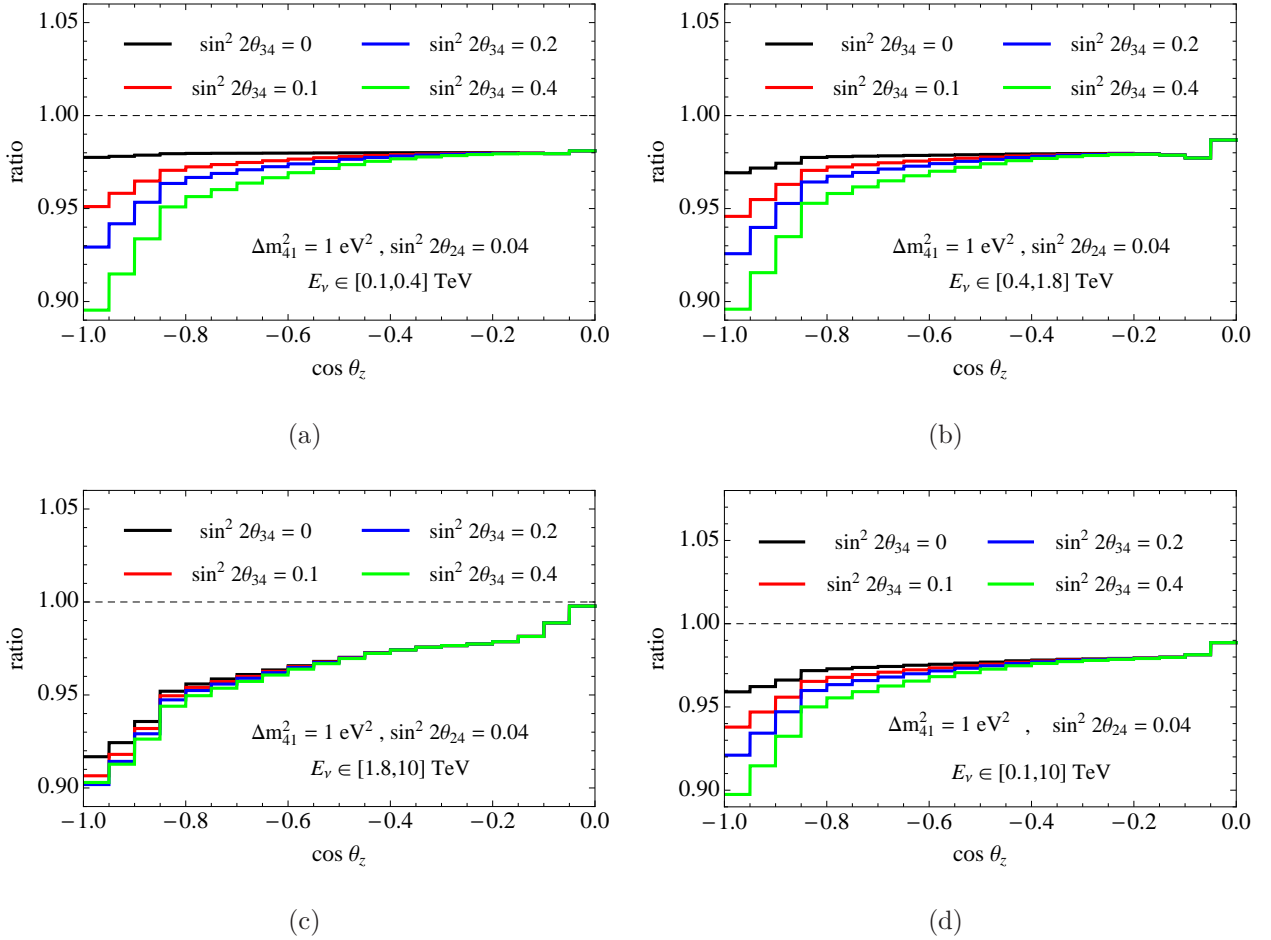


FIG. 7: Distortion of the zenith angle distributions of events for different values of $\sin^2 2\theta_{34}$. The events are integrated over different neutrino energy bins: a) (0.1 – 0.4) TeV, b) (0.4 – 1.8) TeV, c) (1.8 – 10) TeV and d) (0.1 – 10) TeV.

The suppression of the number of muon-track events increases with the decrease of $\cos \theta_z$; *i.e.*, with approaching to vertical trajectories. A jump in the distributions at $-\cos \theta_z = (0.05 - 0.10)$ is related to turning on the oscillation effect at low energies. The break of the dependence at $\cos \theta_z \sim -0.85$ corresponds to trajectories which start to cross the core. For $\cos \theta_z < -0.85$ stronger suppression is due to the parametric enhancement of oscillations. The strongest relative effect is in the high energy bin which covers the resonance dip. For low energy bins the distortion is rather weak (distribution is almost flat), the ν_s effect is reduced to nearly uniform suppression of number of the ν_μ events due to averaged oscillations. This can be absorbed by the uncertainty in the normalization of the atmospheric neutrino flux. Strong distortion comes from high energy bins where resonances are situated.

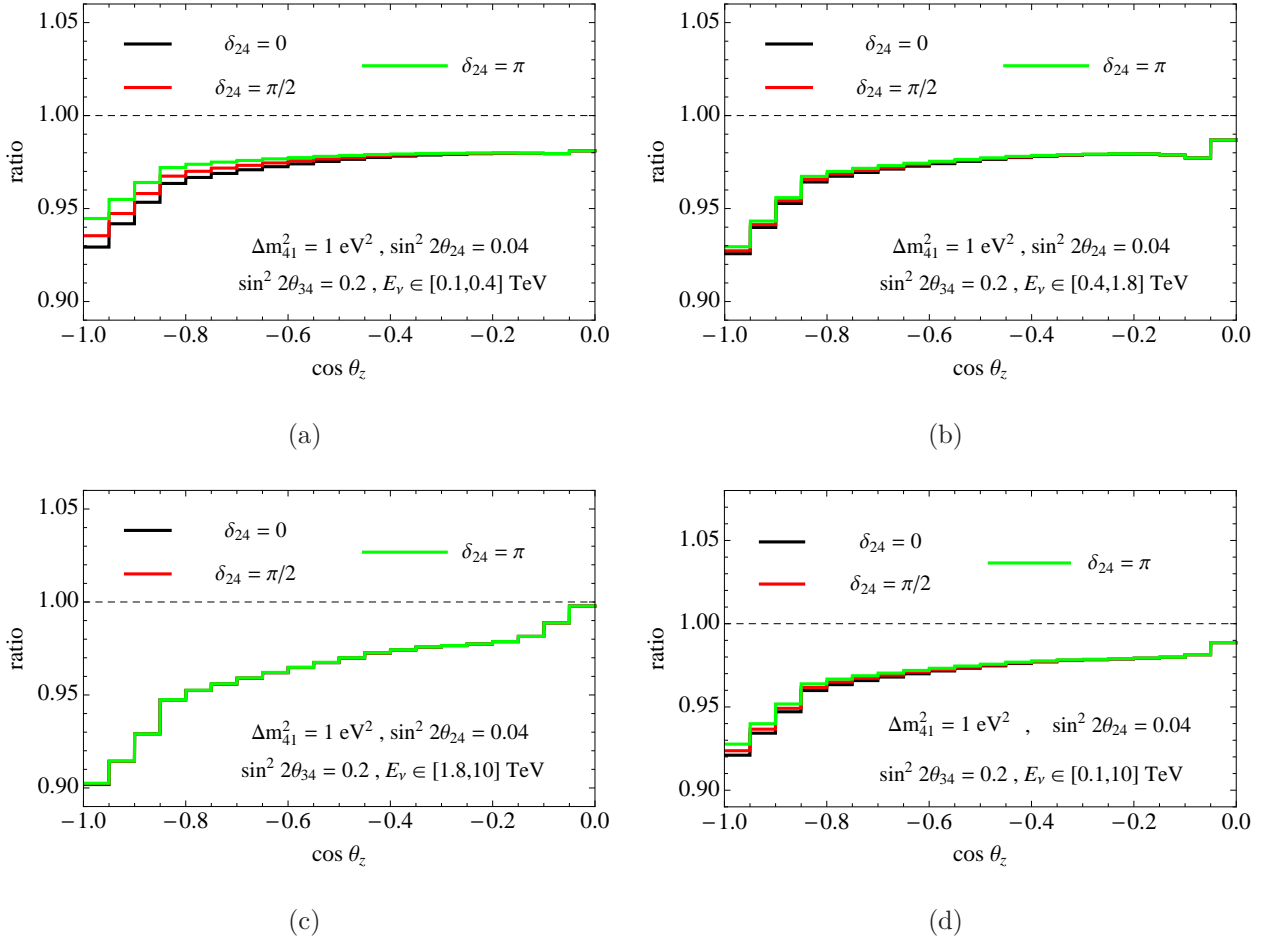


FIG. 8: Distortion of the zenith angle distributions of events for different values of the CP-violating phase δ_{24} . The events are integrated over different energy bins: a) (0.1–0.4) TeV, b) (0.4–1.8) TeV, c) (1.8 – 10) TeV and d) (0.1 – 10) TeV.

In Fig. 7 we show distortion of the zenith angle distributions for different values of $U_{\tau 4}$. With the increase of $U_{\tau 4}$ the effect of ν_s increases. Furthermore, the distribution (which was flat for $U_{\tau 4} = 0$) becomes more distorted even for low energies. The suppression for vertical direction can be about 2 times stronger in comparison with $U_{\tau 4} = 0$ case. For $U_{\tau 4} = U_{\mu 4}$ the effect is about 20 – 30%. In the high energy bin the effect of $U_{\tau 4}$ is much weaker, due to the compensation of effects from the tail and the resonance dip.

In Fig. 8 we illustrate dependence of the zenith angle distributions on the CP-violating phase δ_{24} . The effect of CP-violation increases when δ_{24} changes from 0 to π . According to our consideration in Sec. IID the strongest effect of CP-phase, about 20%, is in the low energy interval $E_\nu = (0.1 - 0.4)$ TeV. It decreases with energy: 7% in the range $E_\nu =$

(0.4 – 1.8) TeV and $< 1\%$ in $E_\nu = (1.8 – 10)$ TeV. The integrated effect is about 10%.

The effect of CP-violation on the zenith angle distributions is subleading with respect to the effect of $U_{\tau 4}$. This is the consequence of partial cancellation of the CP-violating contributions from the ν and $\bar{\nu}$ channels. With increase of δ_{24} sterile neutrino effect decreases in the ν channel and increases in the $\bar{\nu}$ channel almost by the same amount at the probability level. However, due to higher neutrino cross-section (and slightly larger flux) the contribution from neutrino channel is bigger than from the antineutrino one, and consequently, the total effect of sterile neutrinos decreases with the increase of δ_{24} . Since CP effect is subleading and proportional to $U_{\tau 4}$, the smallest ν_s -effect is still for $U_{\tau 4} \approx 0$.

IV. SENSITIVITY OF ICECUBE TO STERILE NEUTRINO MIXING

In what follows we take $\theta_{14} = \theta_{34} = 0$ (and vanishing CP-violation) which corresponds to the $\nu_\mu - \nu_s$ flavor mixing and the weakest effect of ν_s in IceCube. As we see from Figs. 4, 5, 6, 7 and 8, sterile neutrinos produce distortion of the zenith angle distributions of the muon-track events which can be observed at IceCube. Uncertainties in the atmospheric neutrino flux, especially, the $\sim 24\%$ and $\sim 4\%$ uncertainties in the normalization and in the zenith dependence of neutrino flux (tilt), respectively, can hide to some extent the distortion. To estimate the sensitivity of IceCube to sterile neutrinos including these uncertainties, we introduce the following χ^2 function:

$$\chi^2(\Delta m_{41}^2, \theta_{24}; \alpha, \beta) = \sum_{i,j} \frac{\{N_{i,j}(\theta_{24} = 0) - \alpha[1 + \beta(0.5 + (\cos \theta_z)_i)]N_{i,j}(\theta_{24})\}^2}{\sigma_{i,j,\text{stat}}^2 + \sigma_{i,j,\text{sys}}^2} + \frac{(1 - \alpha)^2}{\sigma_\alpha^2} + \frac{\beta^2}{\sigma_\beta^2}, \quad (40)$$

where α and β are parameters which take into account the correlated uncertainties of the atmospheric neutrino flux normalization and its zenith dependence (tilt) respectively. We use $\sigma_\alpha = 0.24$ and $\sigma_\beta = 0.04$. In Eq. (40), $\sigma_{i,j,\text{stat}} = \sqrt{N_{i,j}}$ is the statistical error and $\sigma_{i,j,\text{sys}} = fN_{i,j}$ is the uncorrelated systematic error in i -th bin of $\cos \theta_z$ and j -th bin of E_ν^r , with a parameter f quantifying the systematic error. We will present the sensitivity of IceCube to sterile neutrinos assuming $f = 0, 5\%$ and 10% .

In Eq. (40) we essentially confront the number of events without sterile neutrino mixing which can be treated as the “experimental” value and the number of events with sterile neutrinos (fit). Fluctuations are not taken into account here. So, essentially χ^2 evaluates

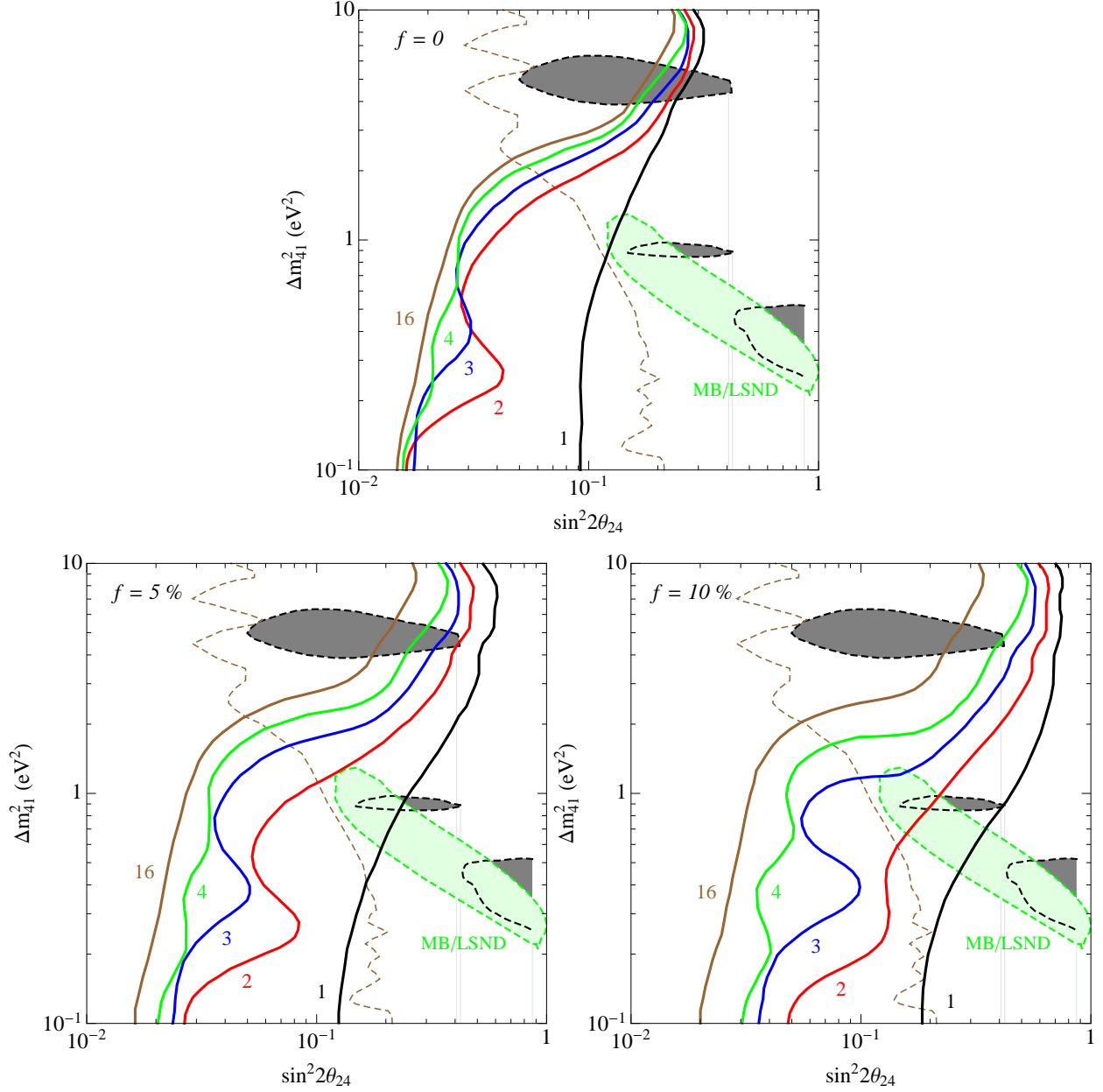


FIG. 9: Sensitivity of IceCube to the 2-4 mixing of sterile neutrino at 99% C.L. for different values of uncorrelated systematic errors and different energy binning. The panels correspond to no error (top), 5% (bottom left) and 10% (bottom right) uncorrelated systematic errors. The black, red, blue, green and brown solid curves correspond to sensitivity obtained with no binning in neutrino energy, two bins, three bins, four bins and 16 bins respectively. The black dashed curves restrict the allowed region from combined analysis of the MiniBooNE, LSND, Reactor and Gallium data [5]. The brown dashed curve shows the upper limit from the combined ν_μ disappearance data of MiniBooNE, CDHS and MINOS. The green dashed curve shows the allowed region from MiniBooNE and LSND data and assuming best-fit value for U_{e4} [5].

“distinguishability” of the zenith angle distributions with and without sterile neutrinos.

Three panels in Fig. 9 show the sensitivity of IceCube in the $(\sin^2 2\theta_{24}, \Delta m_{41}^2)$ plane assuming uncorrelated systematic error $f = 0, 5\%$ and 10% , respectively. The 99% confidence level bounds have been obtained from the χ^2 function in Eq. (40). We show dependence of the bounds on binning of events in the reconstructed energy: the curves correspond to no binning, 2 bins, 3 bins, 4 bins and 16 bins in energy in the range (0.1 - 10) TeV.

According to the Fig. 9, the sensitivity substantially improves with the energy binning. Two bins improve the bound by factor 5 at $\Delta m_{41}^2 \leq 1 \text{ eV}^2$ in comparison with no-binning bound. In a sense this binning corresponds to reducing the uncertainties in the normalization and zenith dependence of neutrino flux. Further binning produces weaker improvement. In the case of small number of bins, 2 - 4 bins, the figures show local weakening of bounds at $\Delta m_{41}^2 \sim (0.25 - 0.4) \text{ eV}^2$. This is an artifact of binning and the corresponding values of Δm_{41}^2 depend on number of bins. Already for 4 bins the exclusion line becomes rather smooth. The curve corresponding to 16 bins of energy shows the maximum exclusion power of IceCube. Comparison of bounds in different panels of the Fig. 9 shows that increase of number of bins reduces effect of systematic errors. The latter is big in the cases of no binning or two bins.

The overall bound weakens at high Δm_{41}^2 since the resonance region shifts to high energies, where $E_\nu A_{\text{eff}} \Phi_{\nu_\mu}$ becomes small. Notice that the IceCube and laboratory (accelerator) bounds are complementary: IceCube gives the strongest bound in the low Δm_{41}^2 range.

According to Fig. 9, for $\Delta m_{41}^2 < 2 \text{ eV}^2$ the upper bound

$$\sin^2 2\theta_{24} < (3 - 4) \times 10^{-2} \quad (99\% \text{ C.L.}) \quad (41)$$

or $|U_{\mu 4}|^2 < 10^{-2}$ can be established with already collected IceCube statistics. We find that the LSND and MiniBooNE preferable range of parameters shown in Fig. 9 can be excluded at $(5-6)\sigma$ level. This result corresponds to the best fit value of U_{e4} . Larger allowed values of U_{e4} will shift the green shaded region in Fig. 9 to the left and the level of exclusion reduces. We find that taking U_{e4} at the upper 95% C.L. allowed region will lead to 4.9σ exclusion for $f = 0$, 4.5σ for $f = 5\%$ and 3.9σ for $f = 10\%$. A global fit of the IceCube, reactor and LSND/MiniBooNE data should be done to include uncertainty in U_{e4} in more consistent way. Introduction of the second sterile neutrino would further strengthen the limit.

V. CONCLUSIONS

1. Tests of sterile neutrino interpretation of the LSND and MiniBooNE anomalies is mandatory in view of the fact that existence of eV scale neutrinos is not a small perturbation of the 3ν picture both from theoretical and phenomenological points of views.

2. The mixing leads to disappearance of the ν_μ ($\bar{\nu}_\mu$) atmospheric neutrino flux propagating through the matter of Earth at energies $E_\nu > 100$ GeV. The main effects are the resonance enhancement of oscillations in the antineutrino channel and the parametric enhancement of oscillations for the antineutrino trajectories crossing the core of Earth. Oscillations lead to specific distortion of the zenith angle and energy distributions of the μ -track events in IceCube.

3. Due to matter effect the IceCube signal depends not only on $U_{\mu 4}$ but also on $U_{\tau 4}$ and new CP-phase δ_{24} and much weaker on other parameters. We explored dependence of the oscillation probability and number of events on $U_{\tau 4}$ and δ_{24} . The dependence on $U_{\tau 4}$ is weak when $s_x^2 = (U_{\mu 4}^2 + U_{\tau 4}^2)$ is small. It becomes substantial for $\phi_4 s_x \sim 1$.

The effect of CP-violating phase δ_{24} on the probability is important for low energies and it is as large as $U_{\tau 4}^2$ effect. In fact, change of δ_{24} from 0 to π is similar to switching from neutrinos to antineutrinos. However, due to partial cancellation of the neutrino and antineutrino signals in the total signal, the CP-violation effect becomes subleading with respect to the $U_{\tau 4}^2$ effect.

4. We computed the zenith angle distributions of events in different energy ranges. Generic features of the distributions for small mixings are: (i) smooth increase of suppression with the decrease of $\cos \theta_z$, (ii) stronger suppression for the core crossing trajectories due to parametric enhancement of oscillations. The strongest effect is in the energy bin which covers the resonance dips in $P_{\mu\mu}$. The distributions change with $U_{\tau 4}^2$ and δ_{24} in monotonous and regular way for values of parameters considered in this paper. This allows us to conclude that the weakest effect of ν_s with $\Delta m_{41}^2 \sim (0.5 - 1)$ eV² is realized for $U_{\tau 4} = 0$ and therefore $\delta_{24} = 0$.

5. Using a simple χ^2 method we have estimated sensitivity of the IceCube to the sterile neutrino mixing for $U_{\tau 4} = 0$. The sensitivity drastically improves when the energy information is included. The bounds become more stringent with increase of number of the energy bins, partially because this reduces the role of systematic errors. We find that with

the energy binning and 3 years exposure, which is already available now, IceCube-86 can establish the bound $|U_{\mu 4}|^2 < 10^{-2}$ (99% CL) and exclude the region suggested by LSND and MiniBooNE experiments with more than $(4 - 6)\sigma$ confidence.

The bounds we have obtained are subject to uncertainties related to the neutrino energy reconstruction, systematic errors, value of U_{e4} and simplified statistical analysis. Improvements of the analysis would require the Monte Carlo simulations of events with sterile neutrinos. We expect, however, that these uncertainties will not reduce the confidence level of our bounds substantially.

Acknowledgment

A. E. thanks ICTP for hospitality, where this work initiated and partially done. A. E. acknowledges financial support by the funding grant 2010/13738-0, from São Paulo Research Foundation (FAPESP).

-
- [1] A. Aguilar-Arevalo *et al.* [LSND Collaboration], Phys. Rev. D **64**, 112007 (2001) [hep-ex/0104049].
 - [2] A. A. Aguilar-Arevalo *et al.* [MiniBooNE Collaboration], arXiv:1207.4809 [hep-ex]; A. A. Aguilar-Arevalo *et al.* [MiniBooNE Collaboration], arXiv:1303.2588 [hep-ex].
 - [3] A. Bolshakova *et al.* [HARP-CDP Group Collaboration], Phys. Rev. D **85**, 092008 (2012) [arXiv:1110.4265 [hep-ex]]; A. Bolshakova, I. Boyko, G. Chelkov, D. Dedovitch, A. Elagin, D. Emelyanov, M. Gostkin and A. Guskov *et al.*, Phys. Rev. D **85**, 092009 (2012) [arXiv:1112.0907 [hep-ex]].
 - [4] J. M. Conrad, W. C. Louis and M. H. Shaevitz, Ann. Rev. Nucl. Part. Sci. **63** (2013) 45 [arXiv:1306.6494 [hep-ex]].
 - [5] J. Kopp, P. A. N. Machado, M. Maltoni and T. Schwetz, JHEP **1305**, 050 (2013) [arXiv:1303.3011 [hep-ph]].
 - [6] A. A. Aguilar-Arevalo *et al.* [MiniBooNE Collaboration], Phys. Rev. Lett. **103**, 061802 (2009) [arXiv:0903.2465 [hep-ex]].

- [7] P. Adamson *et al.* [MINOS Collaboration], Phys. Rev. Lett. **107**, 011802 (2011) [arXiv:1104.3922 [hep-ex]].
- [8] F. Dydak, G. J. Feldman, C. Guyot, J. P. Merlo, H. J. Meyer, J. Rothberg, J. Steinberger and H. Taureg *et al.*, Phys. Lett. B **134**, 281 (1984).
- [9] N. Agafonova *et al.* [Opera Collaboration], arXiv:1303.3953 [hep-ex].
- [10] M. Antonello, B. Baibussinov, P. Benetti, E. Calligarich, N. Canci, S. Centro, A. Cesana and K. Cieslik *et al.*, Eur. Phys. J. C **73**, 2345 (2013) [arXiv:1209.0122 [hep-ex]]; M. Antonello, B. Baibussinov, P. Benetti, F. Boffelli, A. Bubak, E. Calligarich, N. Canci and S. Centro *et al.*, arXiv:1307.4699 [hep-ex].
- [11] T. A. Mueller, D. Lhuillier, M. Fallot, A. Letourneau, S. Cormon, M. Fechner, L. Giot and T. Lasserre *et al.*, Phys. Rev. C **83**, 054615 (2011) [arXiv:1101.2663 [hep-ex]]; P. Huber, Phys. Rev. C **84**, 024617 (2011) [Erratum-ibid. C **85**, 029901 (2012)] [arXiv:1106.0687 [hep-ph]].
- [12] K. N. Abazajian, M. A. Acero, S. K. Agarwalla, A. A. Aguilar-Arevalo, C. H. Albright, S. Antusch, C. A. Argüelles and A. B. Balantekin *et al.*, arXiv:1204.5379 [hep-ph].
- [13] C. Aberle, A. Adelman, J. Alonso, W. A. Barletta, R. Barlow, L. Bartoszek, A. Bungau and A. Calanna *et al.*, arXiv:1307.2949 [physics.acc-ph]; A. Bungau, A. Adelman, J. R. Alonso, W. Barletta, R. Barlow, L. Bartoszek, L. Calabretta and A. Calanna *et al.*, Phys. Rev. Lett. **109**, 141802 (2012) [arXiv:1205.4419 [hep-ex]]; [OscSNS Collaboration], arXiv:1305.4189 [hep-ex]; H. Ray [OscSNS Collaboration], J. Phys. Conf. Ser. **136**, 022029 (2008) [arXiv:0810.3175 [hep-ex]]; M. Soderberg [MicroBooNE Collaboration], AIP Conf. Proc. **1189** (2009) 83 [arXiv:0910.3497 [physics.ins-det]]; A. P. Serebrov, V. G. Zinoviev, A. K. Fomin, U. E. Loginov, M. S. Onegin, A. M. Gagarsky, G. A. Petrov and V. A. Solovey *et al.*, arXiv:1205.2955 [hep-ph]; A. V. Derbin, A. S. Kayunov and V. N. Muratova, arXiv:1204.2449 [hep-ph]; C. Rubbia, A. Guglielmi, F. Pietropaolo and P. Sala, arXiv:1304.2047 [hep-ph]; U. Kose [on behalf of NESSiE Collaboration], arXiv:1304.7127 [physics.ins-det]; P. Kyberd *et al.* [nuSTORM Collaboration], arXiv:1206.0294 [hep-ex]; A. Esmaili and O. L. G. Peres, Phys. Rev. D **85**, 117301 (2012) [arXiv:1203.2632 [hep-ph]].
- [14] A. Nicolaidis, G. Tsirigoti and J. Hansson, hep-ph/9904415.
- [15] O. Yasuda, hep-ph/0102166.
- [16] H. Nunokawa, O. L. G. Peres and R. Zukanovich Funchal, Phys. Lett. B **562**, 279 (2003) [hep-ph/0302039].

- [17] Q. Y. Liu and A. Y. Smirnov, Nucl. Phys. B **524** (1998) 505 [hep-ph/9712493], Q. Y. Liu, S. P. Mikheyev and A. Y. Smirnov, Phys. Lett. B **440** (1998) 319 [hep-ph/9803415].
- [18] S. Choubey, JHEP **0712**, 014 (2007) [arXiv:0709.1937 [hep-ph]].
- [19] S. Razzaque and A. Y. Smirnov, JHEP **1107**, 084 (2011) [arXiv:1104.1390 [hep-ph]].
- [20] S. Razzaque and A. Y. Smirnov, Phys. Rev. D **85**, 093010 (2012) [arXiv:1203.5406 [hep-ph]].
- [21] V. Barger, Y. Gao and D. Marfatia, Phys. Rev. D **85**, 011302 (2012) [arXiv:1109.5748 [hep-ph]].
- [22] A. Esmaili, F. Halzen and O. L. G. Peres, JCAP **1211**, 041 (2012) [arXiv:1206.6903 [hep-ph]].
- [23] A. Esmaili, F. Halzen and O. L. G. Peres, arXiv:1303.3294 [hep-ph].
- [24] M. G. Aartsen *et al.* [IceCube Collaboration], arXiv:1305.3909 [hep-ex].
- [25] M. C. Gonzalez-Garcia, M. Maltoni, J. Salvado and T. Schwetz, JHEP **1212**, 123 (2012) [arXiv:1209.3023 [hep-ph]].
- [26] R. Abbasi *et al.* [IceCube Collaboration], Phys. Rev. D **83**, 012001 (2011) [arXiv:1010.3980 [astro-ph.HE]].
- [27] M. Honda, T. Kajita, K. Kasahara, S. Midorikawa and T. Sanuki, Phys. Rev. D **75**, 043006 (2007) [astro-ph/0611418]; M. Sajjad Athar, M. Honda, T. Kajita, K. Kasahara and S. Midorikawa, Phys. Lett. B **718**, 1375 (2013) [arXiv:1210.5154 [hep-ph]].