

# Mapping the Proton's Fluctuating Waistline

Christopher E. Coleman-Smith<sup>1,\*</sup> and Berndt Müller<sup>1,2,†</sup>

<sup>1</sup>*Department of Physics, Duke University, Durham, NC 27708-0305, USA*

<sup>2</sup>*Brookhaven National Laboratory, Upton, NY 11973, USA*

(Dated: May 14, 2022)

We discuss a mechanism for the apparently universal scaling in the high-multiplicity tail of charged particle distributions for high energy nuclear collisions. We argue that this scaling behavior originates from rare fluctuations of the nucleon density. We discuss a pair of simple models of proton shape fluctuations. A “fat” proton with a size of 3 fm occurs with observable frequency. In light of this result, collective flow behavior in the ensuing nuclear interaction seems feasible. We discuss the influence of these models on the large  $x$  structure of the proton and the likely influences on the distribution of initial state spatial eccentricities  $\epsilon_n$ .

## I. INTRODUCTION

We seek to understand high multiplicity events in p+Pb collisions at the LHC for which flow like properties have recently been observed [1, 2]. The properties of events in the large  $N_{\text{part}}$  tails of these multiplicity distributions resemble in many respects those of Pb+Pb events at the same multiplicity. We propose that the tail of the p+Pb multiplicity distribution arises from long-lived (on the collision time scale) quantum fluctuations in the colliding proton's wavefunction, as opposed to fluctuations in the Pb nucleus or fluctuations in the final state particle production process.

Our argument is based on the hypothesis that the wave function of the nucleon includes configurations that are so spatially extended that their inelastic cross section is much larger than the average. These fluctuations correspond to relatively low energy excitations of the proton in the comoving frame, which are vastly time dilated in the reference frame of the Pb nucleus. As such they can be considered as approximately frozen during the entire p+Pb collision, except for perturbations caused by the interactions with nucleons in the Pb nucleus.

Having a larger geometric size, it is natural to expect that the incident proton will have a much larger cross section with the nucleus when it finds itself in one of these configurations. As a result, more energy will be deposited and more particles will be produced. What is most important for the interpretation of the observed collective flow-like properties of the high multiplicity events, however, is that the energy will be deposited over a much larger transverse area, which makes the validity of a hydrodynamical description [3–7] of the following expansion more credible.

In the following, we will consider two alternative models for the spatial structure of the large-size configurations of a highly boosted nucleon. The first model is based on the flux-tube model of quark confinement (we

call this the “stringy” nucleon). The second is a pion-cloud model, in which the nucleon is surrounded by one or several soft virtual pions (we call this the “cloudy” nucleon). We will argue on the basis of existing data for the antiquark distribution in the nucleon that the probability of finding the nucleon surrounded by a cloud of four pions is of the order of  $P(4\pi) \sim 10^{-6}$  and thus should be abundantly sampled in the CMS experiment, which recorded an event sample corresponding to  $6 \times 10^{10}$  minimum bias events.

We start with a discussion of multiplicity fluctuations induced by fluctuations in the nucleon-nucleon cross section, introduce two physical models for these fluctuations and finally develop models of the spatial eccentricities arising from them.

## II. MULTIPLICITY FLUCTUATIONS

In [8] the authors consider fluctuations in the total nucleon-nucleon cross section  $\sigma_{\text{NN}}$  arising from color fluctuations in the initial nuclear densities along with the usual contributions from the varying number of participating nucleons.

We reproduce some simple arguments which show that large geometric cross sections favor a large number of nucleon-nucleon interactions. We shall set aside impact parameter fluctuations in  $N_{\text{part}}$  and only consider contributions arising from a fluctuating nucleon cross section  $\sigma$ . Following the optical Glauber model we consider the incident proton as a cookie-cutter punching out a tube of cross sectional area  $\sigma$  from the target nucleus. We define  $N_{\text{part}}$  as the number of nucleons in this tube and take it to be Poisson distributed with mean

$$\bar{n}(\sigma) = \sigma\rho L, \quad (1)$$

where  $\rho = 0.138 \text{ fm}^{-3}$  is the nucleon density per unit volume and  $L \approx 10 \text{ fm}$  is the length of the nucleus as seen by the incident proton in a central p+Pb collision. Then the probability of observing a given  $N_{\text{part}}$  is

$$p(N_{\text{part}}) = \frac{(\sigma\rho L)^{N_{\text{part}}}}{N_{\text{part}}!} \exp(-\sigma\rho L). \quad (2)$$

\*Electronic address: cec24@phy.duke.edu

†Electronic address: muller@phy.duke.edu

Taking the average value of  $\langle\sigma\rangle = \sigma_{\text{NN}} = 4.803 \text{ fm}^2$  [9] then  $E[N_{\text{part}}] = \bar{n}(\sigma_{\text{NN}}) = 6.73$ . Let us consider distri-

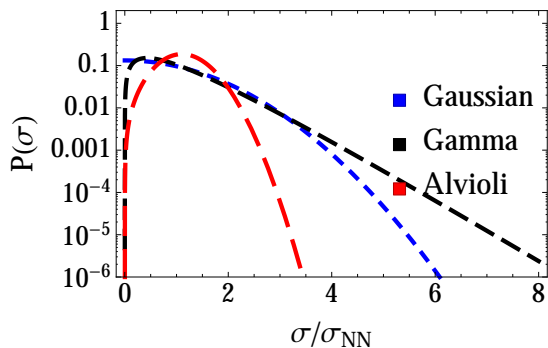


FIG. 1: Proposed probability distributions for fluctuations in the total cross section  $\sigma_{\text{NN}}$

butional forms for  $\sigma$  along with that presented in [8, 10], we fix the mean of the proposed distributions to the average  $\langle\sigma\rangle = \sigma_{\text{NN}} = 4.803 \text{ fm}^2$ . We pick two probability distributions to model the fluctuations of the cross section: a gamma distribution and a positive Gaussian (see Fig: 1). The densities are

$$p_{\text{Alvioli}}(\sigma) = \rho \frac{\sigma}{(\sigma + \sigma_0)} \exp\left(-\frac{(\sigma/\sigma_0 - 1)^2}{\Omega^2}\right), \quad (3)$$

$$\rho = 0.363, \quad \Omega = 0.69, \quad \sigma_0 = 4.80 \text{ fm}^2,$$

$$p_{\text{gamma}}(\sigma) = \frac{\sigma^{k-1} \exp(-\frac{\sigma}{\theta})}{\theta^k \Gamma(k)}, \quad (4)$$

$$\theta = \frac{\langle\sigma_{\text{NN}}\rangle}{k}, \quad k = 1.751,$$

$$p_{\text{Gauss}}(\sigma) = \frac{2 \exp\left(-\frac{\sigma^2}{\pi\sigma_{\text{NN}}^2}\right)}{\pi\sigma_{\text{NN}}} \Theta(\sigma). \quad (5)$$

We fix the value of  $k$  in the gamma distribution so that both of the proposed distributions have the same variance  $V[p_{\text{gamma}}] = V[p_{\text{Gauss}}] = 17.2 \text{ fm}^4$ , since the variance of the Gaussian distribution is fixed by the value of  $\sigma_{\text{NN}}$ . The gamma distribution has a relatively long tail and vanishing density as  $\sigma \rightarrow 0$ . The Gaussian distribution in contrast has finite density at zero and a lesser tail.

The joint probability distributions of  $N_{\text{part}}$  and  $\sigma$  are shown for some fixed values of  $N_{\text{part}}$  in Fig: 2. From these figures it is clear that large fluctuations in the cross section  $\sigma$  are more likely to contribute at larger values of  $N_{\text{part}}$ . We compute the average cross section  $\hat{\sigma}(N_{\text{part}})$  for each of the proposed distributions

$$\hat{\sigma}(N_{\text{part}}) = \frac{\int_0^\infty \sigma p(\sigma, N_{\text{part}}) d\sigma}{\int_0^\infty p(\sigma, N_{\text{part}}) d\sigma}. \quad (6)$$

These effective cross sections are shown in Fig: 3 as a function of the number of participants. The effective cross section grows roughly linearly with the number of participants. Events with large  $N_{\text{part}}$  are more likely

to be events with a large cross section and thus a large effective proton area. We show the influence of the variance of the proposed cross section distributions in Fig: 4, a larger variance enhances the effective cross section for a given number of participants.

Having established that fluctuations in the cross section can be selected by requiring large fluctuations in the number of participants, let us now consider some simple models of these fluctuations.

### III. THE STRINGY MODEL

In the stringy model we model the fat proton as three valence quarks connected by color flux tubes. This phenomenological model is inspired by results from quenched lattice QCD which show that at even relatively modest valence quark separations the gluon field in a nucleon localizes into flux tubes [11, 12]. In 3-body problems it is often convenient to use Jacobi coordinates

$$\begin{aligned} u &= x_2 - x_1, & p_u &= \frac{1}{2}(p_1 - p_2), \\ v &= (x_2 + x_1)/2 - x_3, & p_v &= \frac{1}{3}(p_1 + p_2 - 2p_3), \\ w &= (x_1 + x_2 + x_3)/3, & p_w &= p_1 + p_2 + p_3. \end{aligned} \quad (7)$$

In the center-of-mass (CM) frame  $p_w = w = 0$ . Neglecting spin effects, we can write the relativistic wave equation for this system as

$$[p_1^2 + p_2^2 + p_3^2 + V(x_1, x_2, x_3)^2] \Psi = E^2 \Psi, \quad (8)$$

where  $V(x_1, x_2, x_3)$  is the inter-quark potential [13]. Here we approximate this potential as a linear confinement potential with string constant  $k$  in the limit of very spatially extended configurations. We assume a star-like configuration of flux tubes converging on the CM of the quark configuration:

$$V(x_1, x_2, x_3) = k \left( \left| \frac{u}{2} + \frac{v}{6} \right| + \left| \frac{u}{2} - \frac{v}{6} \right| + \left| \frac{2v}{3} \right| \right). \quad (9)$$

Neglecting cross terms in the large spatial extent regime we approximate the potential for convenience as

$$V(x_1, x_2, x_3)^2 = k^2(u^2 + v^2). \quad (10)$$

The wave equation then takes the form

$$\left[ \left( 2p_u^2 + \frac{3}{2}p_v^2 \right) + k^2(u^2 + v^2) \right] \Psi = E^2 \Psi. \quad (11)$$

The solution for the wave function is

$$\Psi(u, v) = N \exp\left(-\frac{ku^2}{2\sqrt{2}} - \frac{kv^2}{\sqrt{6}}\right). \quad (12)$$

From the normalization requirement

$$1 = \int_0^\infty \Psi^2 u^2 v^2 du dv, \quad (13)$$

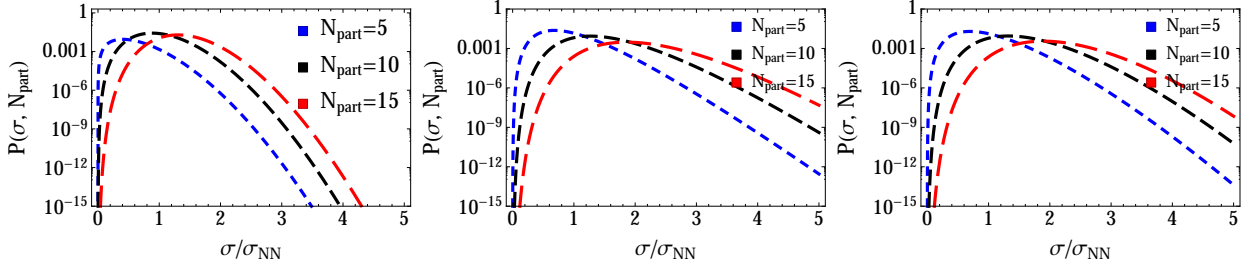


FIG. 2: Joint probability distributions for  $\sigma$  and  $N_{\text{part}}$  at values of fixed  $N_{\text{part}}$ . From left to right the Alvioli, gamma and Gaussian distributions are shown.

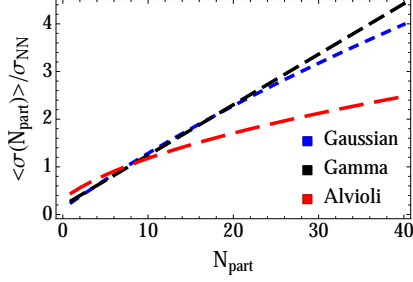


FIG. 3: The average cross section as a function of the number of participants for each of the proposed cross section distributions.

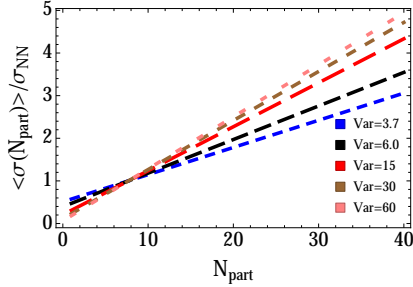


FIG. 4: The average cross section as a function of the number of participants for the gamma cross section distribution with constant mean and increasing variance.

we obtain  $N^2 = \frac{16}{\pi^{3^{3/4}}} k^3$ . The mean square radius of the system is

$$\begin{aligned} \langle r^2 \rangle &= \int u^2 v^2 \Psi^2 \frac{1}{6} (3u^2 + 4v^2) dudv, \\ &= \frac{3^{1/4} \sqrt{6 + \frac{7\sqrt{3}}{2}}}{2k} = \frac{2.28541}{k}, \end{aligned} \quad (14)$$

taking a string constant  $k = 1$  GeV/fm we obtain the root-mean-square (RMS) radius of these configurations  $\sqrt{\langle r^2 \rangle} = 0.674$  fm. The fraction of configurations of radius  $\rho(r)$  can be computed from

$$\rho(r^2) = \int \Psi^2 \delta \left( r^2 - \left( \frac{u^2}{2} + \frac{2v^2}{3} \right) \right) u^2 v^2 dudv, \quad (15)$$

this is plotted in Fig. 5.

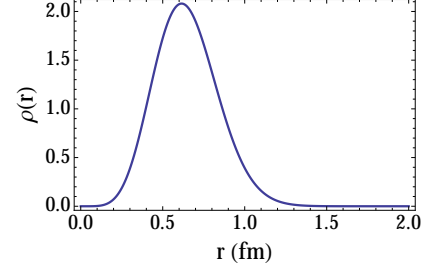


FIG. 5: The probability distribution for the mean square radius of the extended nucleon  $\rho(r)$

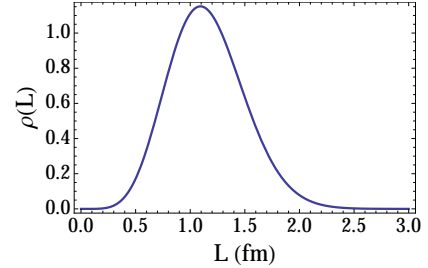


FIG. 6: The probability distribution for the total flux tube length in the limit of a very extended proton

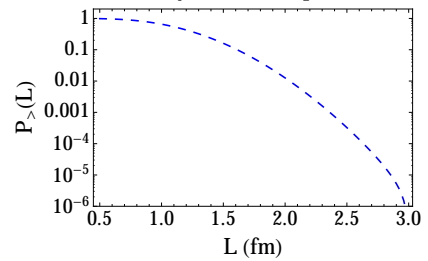


FIG. 7: The probability for the total flux tube length to be greater than  $L$  in the limit of a very extended proton

The fraction  $\rho$  of configurations with total flux-tube length  $L = u + v$ ,

$$\rho(L) = \int \Psi^2 \delta(u + v - L) u^2 v^2 dudv, \quad (16)$$

is shown in Fig. 6. The average total flux tube length is  $\langle L \rangle = 1.155$  fm. The probability of the total flux tube

length exceeding a certain value of  $L$ ,

$$P_{>}(L) = \int_L^\infty \rho(L') dL', \quad (17)$$

is shown in Fig: 7. Configurations with very long flux tubes occur with observable frequency, for instance, we would expect there to be approximately  $10^4$  events with  $L > 2.8$  fm in the CMS p+Pb data.

#### IV. THE CLOUDY MODEL

There is a non vanishing probability for a proton to produce a virtual pion via the transition  $p \rightarrow n\pi^+$  or  $p \rightarrow p\pi^0$ . Isospin symmetry dictates that  $P(p \rightarrow n\pi^+) = 2P(p \rightarrow p\pi^0)$ . The proton can also produce a virtual pion and simultaneously excite itself into one of the states of the  $\Delta$ -resonance:  $p \rightarrow \Delta\pi$ . As this transition requires an additional 300 MeV of energy, we neglect this contribution here, but it would need to be taken into account in a more complete treatment.

Since the configuration with a single virtual pion contains either a neutron or a proton, it can spawn another virtual pion by the same mechanism. Assuming that the consecutive pion production processes are independent then the number of virtual pions  $N_\pi$  accompanying the proton is given by a Poisson distribution with mean given by the average number of virtual pions  $\langle n_\pi \rangle$ . The probability of finding the incident nucleon accompanied by a cloud of  $N_\pi$  pions is thus:

$$P(N_\pi) = \frac{\langle n_\pi \rangle^{N_\pi} \exp(-\langle n_\pi \rangle)}{N_\pi!}. \quad (18)$$

Experimental information about the virtual pion cloud of the nucleon is obtained, e. g. from exclusive pion production in electron scattering off the nucleon, or the measurement of the isovector component of the antiquark distribution in the nucleon [14–16]. Here we focus on the second method.

##### A. The $\bar{d}/\bar{u}$ asymmetry

Parton distribution functions  $f_i(x, Q^2)$  (PDFs) [17] give the unnormalized probability of finding a parton of species  $i$  with a given momentum fraction  $x$  in a proton at a given scale  $Q$ . The distributions are normalized so that

$$\int_0^1 f_u(x) - f_{\bar{u}}(x) dx = 2, \quad (19)$$

$$\int_0^1 f_d(x) - f_{\bar{d}}(x) dx = 1, \quad (20)$$

$$\int_0^1 x f_q(x) + x f_{\bar{q}}(x) + x f_g(x) dx = 1. \quad (21)$$

The first two integrals fix the number of valence quarks of each flavor in the proton, the third sum ensures conservation of the total momentum of the proton.

The Gottfried sum rule is given in terms of the second nucleon structure function  $F_2^N(x, Q^2) = \sum_a x f_a(x, Q^2)$ ,

$$\begin{aligned} \mathfrak{S}_g &= \int_0^1 (F_2^p - F_2^n) \frac{dx}{x}, \\ &= \frac{1}{3} + \frac{2}{3} \int_0^1 [f_{\bar{u}}(x) - f_{\bar{d}}(x)] dx. \end{aligned} \quad (22)$$

The naive value for this sum would be  $\mathfrak{S}_g = \frac{1}{3}$ , based on the notion that sea quarks arise from the splitting of gluons, implying that the antiquark distribution functions in the nucleon are flavor symmetric. However several experiments have found a non vanishing net flavor asymmetry in the distribution of sea quarks [18]. A review of the theory of this asymmetry can be found in [19]. We shall pursue the idea that the asymmetry is the consequence of the presence of a cloud of virtual pions as developed in [20, 21]. The E866 results [18] give  $\int_0^1 [f_{\bar{d}}(x) - f_{\bar{u}}(x)] dx = 0.118 \pm 0.012$ . If we interpret the asymmetry as arising solely from the production of virtual pions we can set  $P(p \rightarrow n\pi^+) = 0.118$ . Considering isospin symmetry, this leads to the conjecture  $\langle n_\pi \rangle = \frac{3}{2} \times 0.118 = 0.177$ .

##### B. Antiquark distribution in the nucleon

Following [20, 21] we can write down the contribution to the overall proton light antiquark PDF of a single virtual pion. This is given in terms of the convolution of the light-cone momentum distribution of a virtual pion  $f_{\pi, N}$ , the probability of finding a pion with momentum fraction  $y$ , and the pion antiquark PDF  $g_{\bar{q}}(x/y, Q)$ :

$$x f_{\bar{q}}^{(1)}(x, Q) = \mathcal{C}^2 \int_x^1 dy f_{\pi, N}(y) \frac{x}{y} g_{\bar{q}}\left(\frac{x}{y}, Q\right). \quad (23)$$

Where  $\mathcal{C}$  is the associated isospin Clebsch-Gordan coefficient,

$$f_{\pi, N}(y) = -\frac{g_{\pi NN}^2}{16\pi^2} y \int_{-\infty}^{tm} \frac{-t}{(t - m_\pi^2)^2} |F_{\pi NN}(t)|^2, \quad (24)$$

$F_{\pi NN}(t)$  is the nucleon-nucleon-pion form factor and  $t_m(y) = -M_N^2 \frac{y^2}{(1-y)}$  is the maximum invariant momentum transferred to the pion. In the literature the following form factors are suggested [19, 22]

$$\begin{aligned} F_{\pi NN}^{\text{monopole}} &= \frac{\Lambda_m^2 - M_\pi^2}{\Lambda_m^2 - t}, \\ F_{\pi NN}^{\text{dipole}} &= \left( \frac{\Lambda_d^2 - M_\pi^2}{\Lambda_m^2 - t} \right)^2, \\ F_{\pi NN}^{\text{exp}} &= \exp\left( \frac{t - M_\pi^2}{\Lambda_e^2} \right). \end{aligned} \quad (25)$$

Setting  $\Lambda_d = 0.8$ ,  $\Lambda_m = 0.62\Lambda_d$  and  $\Lambda_e = 1.28\Lambda_m$  as suggested by Kumano [19] we obtain the pion distribution shown in Fig: 8. Here we have chosen  $g_{\pi NN}$  such that the distribution  $f_{\pi,N}(y)$  is normalized to one. This allows us to interpret  $f_{\pi,N}(y)$  as the probability for finding a pion at a given momentum fraction  $y$  *given that there is a pion present in the nucleon* as opposed to setting the value from experimental data and interpreting it as the unconditional probability of finding a pion with momentum fraction  $x$  in the nucleon. As can be seen, the choice of form factor does not have a significant influence on the pion momentum distribution. From here on we use the dipole form as it is the median curve in Fig: 8. The average pion momentum is relatively independent of the form factor

$$\langle x_\pi \rangle = \frac{\int_0^1 x f_{\pi,N}(x) dx}{\int_0^1 f_{\pi,N}(x) dx} = 0.234. \quad (26)$$

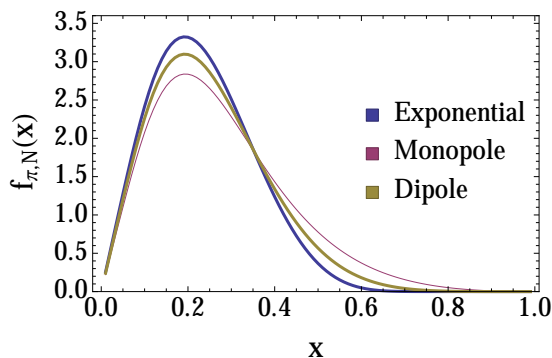


FIG. 8: The virtual pion momentum distribution function  $f_{\pi,N}$  computed for each of the form factors.

Let us consider the probability of observing a light antiquark conditioned on the number of pions present in the system. The conditional probability of observing a light antiquark given that there are no pions,  $P_{\bar{q}}(x, Q|N_\pi = 0)$ , is

$$xP_{\bar{q}}(x, Q|N_\pi = 0) = x f_{\bar{q}}(x, Q) P(N_\pi = 0), \quad (27)$$

where for simplicity we are taking the nucleon PDF  $f_{\bar{q}}(x, Q)$  as being defined in the absence of virtual pions. The conditional probability for observing a light antiquark with momentum fraction  $x$  given that there is a single pion accompanying the proton is

$$xP_{\bar{q}}(x, Q|N_\pi = 1) = \int_x^1 dy f_{\pi,N}(y) \left\{ \frac{x}{y} g_{\bar{q}} \left( \frac{x}{y}, Q \right) + \frac{x}{1-y} f_{\bar{q}} \left( \frac{x}{1-y}, Q \right) \right\} P(N_\pi = 1). \quad (28)$$

The probability for finding a light antiquark with momentum fraction  $x$  and there being a single pion in the system is the sum of terms representing the probability of finding the light antiquark *within the pion* and the probability of finding the light antiquark *in the proton* given that the pion has taken away a fraction  $y$  of the proton's total momentum. Similarly we can write down the conditional probabilities for configurations with more virtual pions. As an example, we give the result for  $N_\pi = 2$ :

$$xP_{\bar{q}}(x, Q|N_\pi = 2) = \int_x^1 dy_1 \int_x^{1-y_1} dy_2 f_{\pi,N}(y_1) f_{\pi,N} \left( \frac{y_2}{1-y_1} \right) \times \left\{ \frac{x}{y_1} g_{\bar{q}} \left( \frac{x}{y_1}, Q \right) + \frac{x}{y_2} g_{\bar{q}} \left( \frac{x}{y_2}, Q \right) + \frac{x}{1-y_1-y_2} f_{\bar{q}} \left( \frac{x}{1-y_1-y_2}, Q \right) \right\} P(N_\pi = 2). \quad (29)$$

In our evaluation of these expressions we use the parameterization given by Glück *et al.* [23] for the pion PDF  $g_{\bar{q}}$ . For these PDFs, at  $Q = 10$  GeV the average valence antiquark momentum fraction is  $\langle x_{\bar{q}} \rangle_\pi = \int_0^1 x g_{\bar{q}}(x, Q) dx = 0.155$ . For reference we plot the valence, sea and gluon PDFs of the pion in Fig: 9.

We tabulate the probabilities of finding  $n$  pions in the physical proton along with the integral of the modified PDF in Table: I. The contributions from configurations with different numbers of virtual pions to the antiquark distribution are shown in Fig: 10. The contributions die

off quickly with  $N_\pi$ , the higher order terms contribute to successively smaller ranges in  $x$  due to the conservation of the total momentum of the proton. The modified PDF including effects from up to three pions,

$$x\tilde{f}_{\bar{q}}(x, Q) = \sum_{n=0}^3 xP_{\bar{q}}(x, Q|N_\pi = n), \quad (30)$$

is shown in Fig: 11.

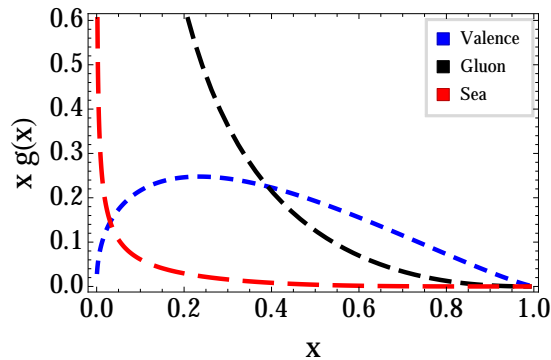


FIG. 9: The Glück *et al.* [23] HO pion PDFs evaluated at  $Q = 10$  GeV, for valence and sea quarks and gluons. The average momentum fractions for each species are respectively 0.155, 0.023, 0.511.

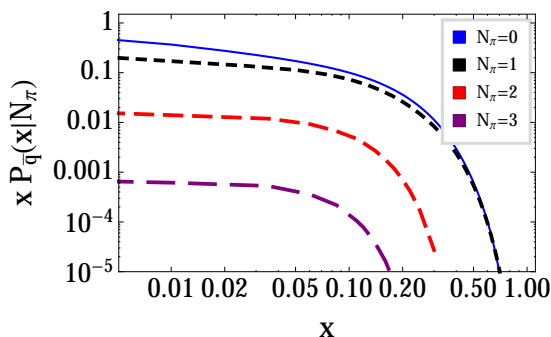


FIG. 10: The contribution to the light antiquark parton distribution functions from configurations with a given definite number of pions. The number of pions ranges from 0 to 3, computed at  $Q = 10$  GeV.

## V. PHENOMENOLOGY

### A. Effects on Hard Scattering

An observable consequence of the stringy proton model would be an enhancement of gluon jet production over quark jets in high multiplicity p+Pb events. We expect that the gluon density in a “fat” nucleon will be enhanced at moderate to large  $x$ , as almost all of the energy in

$N_\pi$	$P(N_\pi)$	$\int dx P_{\bar{q}}(x, Q N_\pi)$
0	0.889	2.292
1	0.104	0.747
2	0.00618	0.068
3	0.00024	0.0027
4	$7.17 \times 10^{-6}$	

TABLE I: The probability of finding  $n$  pions along with the integrated light quark PDF, computed at  $Q = 10$  GeV. The integral over the PDF is cut off at  $x_{min} = 0.001$ .

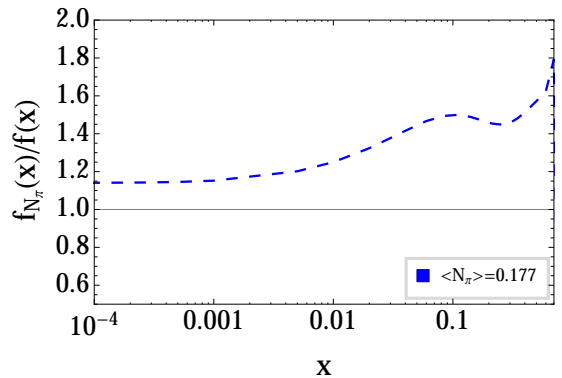
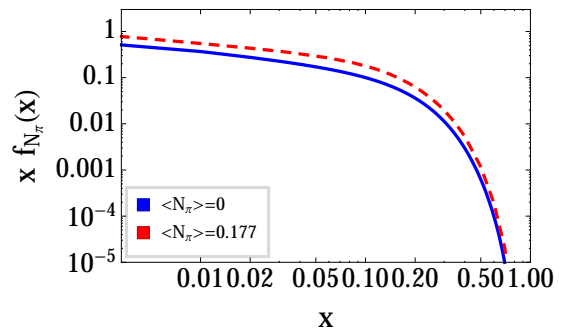


FIG. 11: The modified light antiquark PDF (top) plotted with the unmodified PDF. The ratio of the modified light antiquark PDF to the unmodified case (bottom), computed at  $Q = 10$  GeV

the proton now resides in the gauge field contained in the flux-tubes. This implies that the momentum fraction carried by the valence quarks must be shifted to smaller values of  $x$ . We expect that the localization of the valence quarks and the enhanced large- $x$  gluon distribution will have a non trivial feed-down to saturation physics at small  $x$ . However a more detailed calculation is needed to address the small- $x$  physics associated with a high multiplicity p+Pb event.

In the case of the cloudy proton model, the presence of virtual pions in the “fat” proton serves to enhance the antiquark PDF at large values of  $x$ . This enhancement must be accompanied by a shift of the light quark distribution to smaller values of  $x$ . This could lead to an observable enhancement of hard quark-antiquark annihilation, expressed as enhanced Drell-Yan pair-production or as enhanced W-boson production in high multiplicity events relative to a minimum bias baseline.

We note that in both models the valence quark distribution will be shifted to lower values of  $x$ , implying reduced production of very hard jets initiated by valence quark scattering. As a consequence, in the cloudy nucleon model the gluon sea, and as a secondary effect the isoscalar quark sea will be much enhanced, while in the stringy nucleon model the isovector quark sea will be enhanced with little or no increase in the gluon sea. This difference should, in principle, serve as an observable dis-

inction between the two models. Of course, in reality, both mechanisms may contribute to the “fat” proton configurations.

To estimate the significance of these modifications we consider the cloudy nucleon model. We can compare the average momentum fraction carried by an antiquark in the modified and unmodified situations,

$$\langle x_{\bar{q}} \rangle = \frac{\int_{x_{\min}}^1 x f_{\bar{q}}(x) dx}{\int_{x_{\min}}^1 f_{\bar{q}}(x) dx}, \quad (31)$$

we use a lower cut-off of  $x_{\min} = 0.001$ . In terms of the antiquark distribution inside the virtual pion we can estimate

$$\langle x_{\bar{q}}^{\pi} \rangle \simeq \langle x_{\pi} \rangle \langle x_{\bar{q}} \rangle_{\pi} = 0.234 \times 0.168 = 0.0393, \quad (32)$$

using data from Fig: 8 and Fig: 9. Directly integrating the MSTW PDFs for nucleon sea antiquarks we find

$$\langle x_{\bar{q}}^N \rangle = 0.0119. \quad (33)$$

This means that the antiquarks contributed by virtual pions carry, on average, three times the longitudinal momentum than the antiquarks contained in the parton sea of an average proton. This difference should be possible to observe if the population of protons with a virtual pion can be significantly enhanced by selecting high-multiplicity p+Pb events. The fully modified PDF (30) including the effects of up to three virtual pions gives

$$\langle x_{\bar{q}}^{N, \text{Mod}} \rangle = 0.0173, \quad (34)$$

a value 3/2 times larger than the unmodified case. The virtual pions make a significant contribution to the nucleon PDF. We can expect some modification to hard processes as a result.

We refrain here from making quantitative predictions for hard scattering phenomena accompanying high multiplicity p+Pb events, because these will certainly depend sensitively on the possible trigger conditions, which are not known to us. We also are concerned that the sophistication of the models of the “fat” proton explored here, especially the “stringy” proton model, is insufficient to make reliable quantitative predictions for the effective parton distributions associated with a given multiplicity window.

## B. Eccentricity Distributions

How else can we physically distinguish between these two toy models? By considering their influence on the parton distributions we have examined the fat proton in a longitudinal section. We now attempt to build models of the transverse structure of the portly proton. We numerically sample the spatial eccentricity coefficients  $\epsilon_2, \epsilon_3$  from density distributions generated in the spirit of each of the models. If the energy deposited in a proton-nucleus

collision thermalizes and the tiny fireball expands hydrodynamically, these spatial eccentricities may reasonably be expected to be reflected in the Fourier coefficients  $v_n$  of the final-state flow .

We compute the eccentricities for an event with a transverse density profile  $\rho$  as

$$\epsilon_n = \frac{\int \rho(r, \phi) r^2 \cos(n\phi - n\Phi_n) r dr d\phi}{\int \rho(r, \phi) r^3 dr d\phi}, \quad (35)$$

where the event plane angle  $\Phi_n$  for the  $n$ -th moment is

$$\Phi_n = \frac{1}{n} \arctan \left( \frac{\int \rho(r, \phi) r^2 \sin(n\phi) r dr d\phi}{\int \rho(r, \phi) r^2 \cos(n\phi) r dr d\phi} \right). \quad (36)$$

We generate events for the pion cloud model with  $N$  pions as follows. For each event we sample the radial locations of the  $N$  pions about the proton from an exponential distribution. The pion angular positions are sampled uniformly. The exponential radial distribution is motivated by the Yukawa model, we consider several values of the rate constant  $\lambda$  for this distribution. A Gaussian kernel with width  $\sigma_{\pi} = 1/\sqrt{6}$  fm is convolved against the resulting points. This kernel width is chosen so that  $r_{\pi} = \sqrt{\frac{2}{3}} r_p$ . We take the radius of the proton as defining the  $2\sigma$  distance from the center, i.e the probability of finding any density outside of this radius is  $< 5\%$ . Finally a density representing the proton is placed at the origin with a smearing kernel width of  $\sigma_p = 0.5$  fm.

Density plots of a few typical events from the pion model with  $N = 4$  are shown in Fig: 12, here the plots have a width of 6 fm. The central proton tends to dominate the density but the effects of the outlying pions are clearly visible. We consider three different ensembles a default set with  $\lambda = 2 \text{ fm}^{-1}$  and  $\sigma_p = 1/2$  fm, a “fat” set with the default  $\lambda$  and  $\sigma_p = 1$  fm and a “far” set with the default  $\sigma_p$  and  $\lambda = 1 \text{ fm}^{-1}$ .

For the stringy model we sample the absolute values of the Jacobi parameters  $u, v$  normally with some width  $\sigma_{\text{string}}$  such that the average total flux tube length is  $\langle \rho \rangle = 1.009$  fm, to match the values we computed above. The angles made by  $u, v$  in the transverse plane are sampled uniformly, the positions of the three quarks can then be reconstructed. The flux tube density profile is generated by convolving the resulting line segments with a Gaussian profile. We consider two ensembles, a “thin” and “fat” set of events with widths  $w_{\text{string}} = 0.1, 0.3$  fm respectively. Some typical events are shown in Fig: 13. These plots are 3 fm in width, long two-legged configurations tend to dominate.

Histograms of the  $\epsilon_2/\epsilon_3$  distributions for the pion cloud and stringy models are shown in Fig: 14 and Fig: 15. The far configuration in the pion model gives a strong enhancement in the eccentricity distributions, density away from the center of the proton strongly enhances the eccentricity. The “fat” configuration where the proton radius alone is enhanced shows reduced eccentricities relative to the “far” configuration as the proton density tends

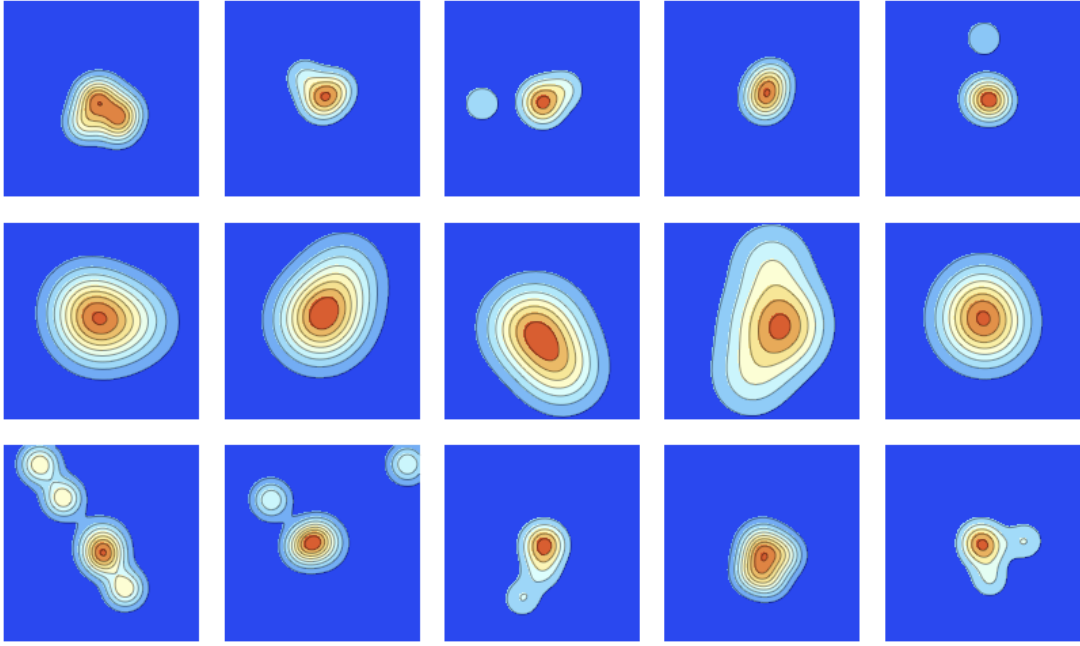


FIG. 12: Contour distributions of the proton and pion-cloud density (arb) in the transverse plane, the width of each plot is 6 fm. Each plot is a single event sampled from the ensemble. The top row shows events with  $\sigma_p = 0.5$  fm (default), the middle row shows events with  $\sigma_p = 1$  fm (fat), the bottom row shows events with  $\sigma_p = 0.5$  fm and  $\lambda = 1$  fm $^{-1}$  (far).




FIG. 13: Distributions of the stringy density (arb) in the transverse plane, the width of each plot is 2 fm. The top row shows strings with a width 0.1 fm the bottom row shows strings with a width 0.3 fm.

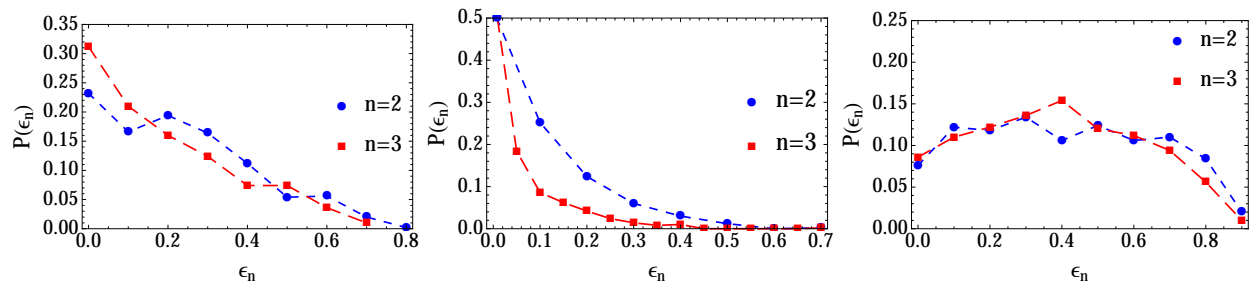


FIG. 14: Distributions of  $\epsilon_2, \epsilon_3$  for 500 events generated from the pion-cloud  $N = 5$  models. The proton density standard deviation is  $\sigma_p$  is 0.5 fm in the left figure (default) 1.0 fm in the middle figure (fat), the right figure is for events with  $\lambda = 1$  fm $^{-1}$  (far)



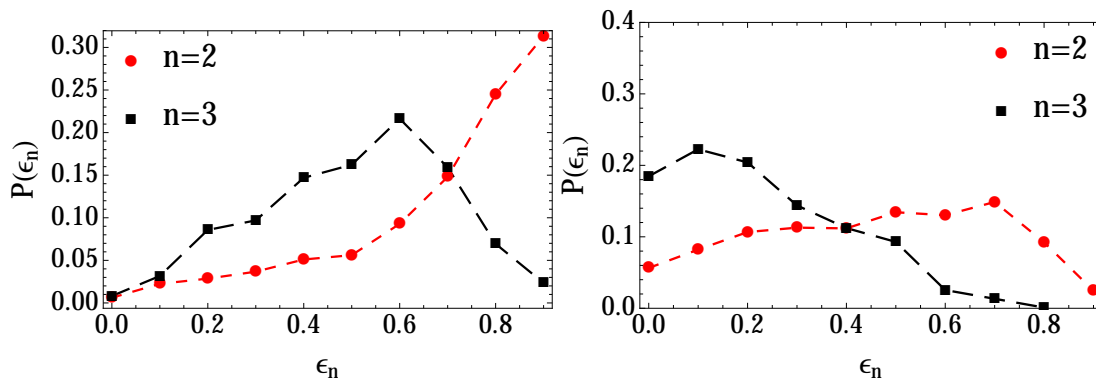


FIG. 15: Distributions of  $\epsilon_2, \epsilon_3$  for 1000 events generated from the stringy models. The string width is 0.1 fm in the left figure (thin) and 0.3 fm in the right figure (fat).

to smooth out (swallow up) the additional eccentricity introduced by the pion cloud.

Either choice of flux tube width leads to strong enhancements in the  $\epsilon_2$  spectrum at large eccentricities and to a nontrivial  $\epsilon_3$  spectrum, the wider string model shows less dramatic results as the smearing reduces the geometric influence of the string profile.

## VI. SUMMARY AND OUTLOOK

Fluctuations in the nucleon-nucleon cross section can induce large fluctuations in the number of participants in a central p+Pb event. The apparent universality of the large  $N_{\text{part}}$  tails of p+Pb, Pb+Pb and p+p collisions suggests these fluctuations arise from a spatially over-extended, or “fat”, proton wave function. A natural consequence of this extended proton size and its concomitant large cross section is an enhanced collision volume in such p+Pb events. The larger volume reduces spatial density gradients and thus makes a hydrodynamical description of the evolution of the reaction more likely to be valid.

We have proposed two phenomenological models for the large-size configurations of the proton, one based on color flux tubes and one on virtual pion production. Each model leads to modified large  $x$  physics in the initial state of the p+Pb collision relative to minimum bias events.

Qualitatively, the stringy proton model predicts enhancement of the gluon PDF, while the cloudy proton model predicts an enhancement of the light antiquark PDFs. It would be interesting to view these models as different initial seeds for small  $x$  saturation physics. The stringy model’s extended “valence” gluon configuration is likely to give rise to a substantially different color glass than that arising from the pion cloud which effectively has many more valence (anti-)quarks.

In proton-nucleus collisions the conjectured “fat” proton configurations have obvious consequences for the transverse energy density distribution in the initial state and its Fourier moments  $\epsilon_n$ . The much enhanced initial transverse extent of the fireball makes the application of hydrodynamical models for its expansion more credible, because it implies a larger Knudsen number. Since the distribution of eccentricities is significantly different for the two models considered here, measurements of final-state “flow” coefficients  $v_n$  for high multiplicity p+Pb events will shed some light upon which of these models is more realistic.

## Acknowledgments

We acknowledge support by DOE grant DE-FG02-05ER41367. CCS would like to thank D. Velicanu and I. C. Kozyrkov for many helpful discussions.

- 
- [1] S. Chatrchyan et al. (CMS Collaboration) (2013), 1305.0609.
  - [2] S. Chatrchyan et al. (CMS Collaboration), *Physics Letters B* **718**, 795 (2013), ISSN 0370-2693.
  - [3] P. Bozek, *Phys.Rev.* **C85**, 014911 (2012), 1112.0915.
  - [4] P. Bozek and W. Broniowski, *Phys.Lett.* **B718**, 1557 (2013), 1211.0845.
  - [5] P. Bozek and W. Broniowski, *Phys.Lett.* **B720**, 250 (2013), 1301.3314.
  - [6] P. Bozek and W. Broniowski (2013), 1304.3044.
  - [7] G.-Y. Qin and B. Müller (2013), 1306.3439.
  - [8] M. Alvioli and M. Strikman (2013), 1301.0728.
  - [9] G. Antchev et al. (The Totem Collaboration), *EPL (Europhysics Letters)* **101**, 21003 (2013).
  - [10] V. Guzey and M. Strikman, *Phys.Lett.* **B633**, 245 (2006), hep-ph/0505088.
  - [11] F. Bissey, A. Signal, and D. Leinweber, *Phys.Rev.* **D80**, 114506 (2009), 0910.0958.
  - [12] F. Bissey, F.-G. Cao, A. Kitson, A. Signal, D. Leinweber, et al., *Phys.Rev.* **D76**, 114512 (2007), hep-lat/0606016.

- [13] J. Sakurai, *Advanced Quantum Mechanics* (Addison-Wesley, 1967).
- [14] T. Horn et al. (Jefferson Lab F(pi)-2 Collaboration), *Phys.Rev.Lett.* **97**, 192001 (2006), nucl-ex/0607005.
- [15] J. De Troconiz and F. Yndurain, *Phys.Rev.* **D65**, 093001 (2002), hep-ph/0106025.
- [16] S. Amendolia, B. Badelek, G. Batignani, G. Beck, F. Bedeschi, et al., *Phys.Lett.* **B146**, 116 (1984).
- [17] R. Brock et al. (CTEQ Collaboration), *Rev.Mod.Phys.* **67**, 157 (1995).
- [18] R. Towell et al. (FNAL E866/NuSea Collaboration), *Phys.Rev.* **D64**, 052002 (2001), hep-ex/0103030.
- [19] S. Kumano, *Phys.Rept.* **303**, 183 (1998), hep-ph/9702367.
- [20] W. Koepf, L. L. Frankfurt, and M. Strikman, *Phys. Rev. D* **53**, 2586 (1996).
- [21] S. Kumano and J. T. Londergan, *Phys. Rev. D* **44**, 717 (1991).
- [22] S. Kumano, *Phys. Rev. D* **43**, 3067 (1991).
- [23] M. Gluck, E. Reya, and A. Vogt, *Z.Phys.* **C53**, 651 (1992).