

INSTABILITIES DRIVEN BY THE DRIFT AND TEMPERATURE ANISOTROPY OF ALPHA PARTICLES IN THE SOLAR WIND

DANIEL VERSCHAREN, SOFIANE BOUROUAINE, AND BENJAMIN D. G. CHANDRAN¹

Space Science Center, University of New Hampshire, Durham, NH 03824, USA; daniel.verscharen@unh.edu, s.bourouaine@unh.edu, benjamin.chandran@unh.edu

Received; accepted; published

ABSTRACT

We investigate the conditions under which parallel-propagating Alfvén/ion-cyclotron (A/IC) waves and fast-magnetosonic/whistler (FM/W) waves are driven unstable by the differential flow and temperature anisotropy of alpha particles in the solar wind. We focus on the limit in which $w_{\parallel\alpha} \gtrsim 0.25v_A$, where $w_{\parallel\alpha}$ is the parallel alpha-particle thermal speed and v_A is the Alfvén speed. We derive analytic expressions for the instability thresholds of these waves, which show, e.g., how the minimum unstable alpha-particle beam speed depends upon $w_{\parallel\alpha}/v_A$, the degree of alpha-particle temperature anisotropy, and the alpha-to-proton temperature ratio. We validate our analytical results using numerical solutions to the full hot-plasma dispersion relation. Consistent with previous work, we find that temperature anisotropy allows A/IC waves and FM/W waves to become unstable at significantly lower values of the alpha-particle beam speed U_α than in the isotropic-temperature case. Likewise, differential flow lowers the minimum temperature anisotropy needed to excite A/IC or FM/W waves relative to the case in which $U_\alpha = 0$. We discuss the relevance of our results to alpha particles in the solar wind near 1 AU.

Keywords: instabilities - plasmas - solar wind - Sun: corona - turbulence - waves

1. INTRODUCTION

The solar wind is a magnetized plasma outflow originating from the solar corona and filling interplanetary space. It consists of protons, electrons, alpha particles, and minor ions. The alpha particles comprise $\sim 15\%$ of the mass density of the fast solar wind (Bame et al. 1977). The Coulomb collision timescale for ions in the fast wind is typically much larger than the wind’s approximate travel time from the Sun r/U , where r is heliocentric distance and U is the proton outflow speed (Kasper et al. 2008). Because collisions are weak, the expansion and heating of the solar wind cause the plasma to develop non-Maxwellian features, including temperature anisotropies and ion beams (Marsch et al. 1982b; Goldstein et al. 2000; Reisenfeld et al. 2001). Such non-Maxwellian features provide a source of free energy that can drive plasma instabilities whose growth timescales are much shorter than r/U (Hasegawa 1972; Montgomery et al. 1976; Gomberoff & Elgueta 1991; Daughton & Gary 1998; Podesta & Gary 2011). If the plasma evolves beyond the threshold of such an instability, the instability grows and the resulting electromagnetic fluctuations can interact with particles to reduce the source of free energy that drives the instability (Kaghashvili et al. 2004; Lu et al. 2009). For example, it has been argued that instabilities in the solar wind limit the degree of proton and alpha-particle temperature anisotropies (Kasper et al. 2002; Hellinger et al. 2006; Matteini et al. 2007; Bale et al. 2009; Maruca et al. 2012) and the speeds of proton and alpha-particle beams (Gary et al. 2000b; Hellinger & Trávníček 2011).

The thresholds of the instabilities that are driven by alpha-particle beams depend on the value of $w_{\parallel\alpha}/v_A$, where $w_{\parallel\alpha}$ is the parallel thermal speed of the alpha particles,

$$v_A = \frac{B_0}{\sqrt{4\pi n_p m_p}} \quad (1)$$

is the proton Alfvén speed, \mathbf{B}_0 is the background magnetic field, and n_p and m_p are the proton number density and mass. We first summarize some previous results pertaining to the isotropic-temperature case, in which $T_{\perp\alpha} = T_{\parallel\alpha}$ and $T_{\perp p} = T_{\parallel p}$, where $T_{\perp\alpha}$ ($T_{\parallel\alpha}$) and $T_{\perp p}$ ($T_{\parallel p}$) are the perpendicular (parallel) alpha-particle and proton temperatures, respectively. When $w_{\parallel\alpha} \ll v_A$, parallel-propagating Alfvén/ion-cyclotron (A/IC) waves are stable. We use the phrase “parallel-propagating” to describe waves with $\mathbf{k} \times \mathbf{B}_0 = 0$, where \mathbf{k} is the wavevector. On the other hand, oblique A/IC waves (with $\mathbf{k} \times \mathbf{B}_0 \neq 0$) become unstable when $U_\alpha \gtrsim v_A$, where U_α is the average alpha-particle velocity as measured in the proton frame (Gary et al. 2000b; Verscharen & Chandran 2013). In the opposite limit – i.e., $w_{\parallel\alpha} \gtrsim v_A$ – the parallel-propagating A/IC wave becomes unstable when $U_\alpha \gtrsim v_A$ (Verscharen et al. 2013). The parallel-propagating fast-magnetosonic/whistler (FM/W) wave is unstable when $U_\alpha \gtrsim 1.5v_A$ provided $w_{\parallel\alpha} \gtrsim 0.3v_A$, but at smaller $w_{\parallel\alpha}/v_A$ it becomes increasingly difficult to excite this instability (Gary et al. 2000b; Verscharen & Chandran 2013). The dependence of the FM/W instability threshold on $w_{\parallel\alpha}/v_A$, however, has not been described quantitatively in previous work, to the best of our knowledge.

The above results apply in the case of isotropic temperatures, but in general $T_{\perp\alpha} \neq T_{\parallel\alpha}$ and $T_{\perp p} \neq T_{\parallel p}$ in the solar wind (Marsch et al. 1982a,b). Previous work has shown that temperature anisotropy can significantly reduce the U_α threshold of both the A/IC and FM/W instabilities when $w_{\parallel\alpha} \gtrsim v_A$ (Araneda et al. 2002; Gary et al. 2003; Hellinger et al. 2003). In principle, the growth or damping rates of A/IC and FM/W waves depend upon other plasma parameters as well.

In this work, we derive analytic expressions for the instability thresholds of parallel-propagating A/IC and FM/W waves that show how these thresholds depend upon $w_{\parallel\alpha}/v_A$, U_α/v_A , $T_{\perp\alpha}/T_{\parallel\alpha}$, $T_{\parallel\alpha}/T_{\parallel p}$, and n_α/n_p , where n_α is the alpha-particle number density. For simplicity, we keep $T_{\perp p} = T_{\parallel p}$ throughout our analysis. We also focus on the limit in which $w_{\parallel\alpha} \gtrsim$

¹ Also at Department of Physics, University of New Hampshire, Durham, NH 03824, USA

$0.25v_A$. At smaller $w_{\parallel\alpha}$, our theory is not applicable because the approximate dispersion relations do not reproduce the resonant wavenumber range to the necessary degree of accuracy. One of our motivations for carrying out this calculation is to enable more detailed comparisons between these instability thresholds and spacecraft measurements. Such comparisons will be important for furthering our understanding of the extent to which instabilities limit differential flow and alpha-particle temperature anisotropy in the solar wind. A second motivation for our carrying out an analytic calculation is that it illustrates the physical processes that determine the instability criteria, thereby offering additional insights into these instabilities.

The remainder of this paper is organized as follows. In Section 2, we briefly review the linear theory of resonant wave-particle interactions. In Section 3, we apply this theory to derive the instability thresholds for A/IC waves and FM/W waves and compare these thresholds with numerical solutions to the full hot-plasma dispersion relation. Section 4 describes the effects of varying n_α/n_p and the electron temperature T_e . In Section 5, we present analytic fits to contours of constant growth rate for A/IC and FM/W waves in the $T_{\perp\alpha}/T_{\parallel\alpha}$ - $w_{\parallel\alpha}/v_A$ and U_α/v_A - $w_{\parallel\alpha}/v_A$ planes. In Section 6, we present a graphical description of the instability mechanism for both wave types and discuss the way that the alpha particle distribution function evolves in response to resonant interactions with unstable A/IC waves and FM/W waves. We discuss the influence of large-scale magnetic-field-strength fluctuations on the radial evolution of U_α in Section 7 and summarize our conclusions in Section 8.

2. RESONANT WAVE-PARTICLE INTERACTIONS

We consider a plasma consisting of protons, electrons, and alpha particles with a background magnetic field of the form $\mathbf{B}_0 = (0, 0, B_0)$. Kennel & Wong (1967) calculated the growth/damping rate of waves with $|\gamma_k| \ll |\omega_{kr}|$, where ω_{kr} is the real part of the frequency ω_k at wavevector \mathbf{k} and γ_k is its imaginary part. The alpha-particle contribution to γ_k is given by

$$\frac{\gamma_k^\alpha}{|\omega_{kr}|} = \frac{\pi}{8n_\alpha} \left| \frac{\omega_{kr}}{k_{\parallel}} \right| \left(\frac{\omega_{p\alpha}}{\omega_{kr}} \right)^2 \sum_{n=-\infty}^{+\infty} \int_0^\infty dv_{\perp} v_{\perp}^2 \times \int_{-\infty}^{+\infty} dv_{\parallel} \delta \left(v_{\parallel} - \frac{\omega_{kr} - n\Omega_\alpha}{k_{\parallel}} \right) \frac{|\psi_{n,k}|^2 \hat{G} f_\alpha}{W_k}, \quad (2)$$

where

$$W_k \equiv \frac{1}{16\pi} \left[\mathbf{B}_k^* \cdot \mathbf{B}_k + \mathbf{E}_k^* \cdot \frac{\partial}{\partial \omega} (\omega \varepsilon_h) \mathbf{E}_k \right] \Big|_{\omega=\omega_{kr}}, \quad (3)$$

and f_α is the alpha-particle distribution function. The quantities

$$\mathbf{E}_k(\mathbf{k}, t) = \int_V \mathbf{E}(\mathbf{x}, t) e^{-i\mathbf{k} \cdot \mathbf{x}} d^3x \quad (4)$$

and

$$\mathbf{B}_k(\mathbf{k}, t) = \int_V \mathbf{B}(\mathbf{x}, t) e^{-i\mathbf{k} \cdot \mathbf{x}} d^3x \quad (5)$$

are the Fourier transforms of the electric and magnetic fields $\mathbf{E}(\mathbf{x}, t)$ and $\mathbf{B}(\mathbf{x}, t)$, after these fields have been multiplied by a

window function of volume V .² The left and right circularly polarized components of the electric field are given by $E_{k,l} \equiv (E_{kx} + iE_{ky})/\sqrt{2}$ and $E_{k,r} \equiv (E_{kx} - iE_{ky})/\sqrt{2}$. ε_h denotes the hermitian part of the dielectric tensor. The plasma frequency of the alpha particles is defined by $\omega_{p\alpha}^2 \equiv 4\pi n_\alpha q_\alpha^2/m_\alpha$, where q_α and m_α are the alpha-particle charge and mass,

$$\hat{G} \equiv \left(1 - \frac{k_{\parallel} v_{\parallel}}{\omega_{kr}} \right) \frac{\partial}{\partial v_{\perp}} + \frac{k_{\parallel} v_{\perp}}{\omega_{kr}} \frac{\partial}{\partial v_{\parallel}}, \quad (6)$$

and

$$\psi_{n,k} \equiv \frac{1}{\sqrt{2}} \left[E_{k,r} e^{i\phi} J_{n+1}(x_\alpha) + E_{k,l} e^{-i\phi} J_{n-1}(x_\alpha) \right] + \frac{v_{\parallel}}{v_{\perp}} E_{k,z} J_n(x_\alpha). \quad (7)$$

The argument of the n th-order Bessel function J_n is given by $x_\alpha = k_{\perp} v_{\perp} / \Omega_\alpha$, and $\Omega_\alpha = q_\alpha B_0 / m_\alpha c$ is the cyclotron frequency of the alpha particles. The velocity is described in cylindrical coordinates with the components v_{\perp} and v_{\parallel} perpendicular and parallel to \mathbf{B}_0 . The wavevector components are given by k_{\perp} and k_{\parallel} in the same geometry, and the azimuthal angle of the wavevector is denoted ϕ . Only waves and particles fulfilling the resonance condition

$$\omega_{kr} = k_{\parallel} v_{\parallel} + n\Omega_\alpha \quad (8)$$

participate in the resonant wave-particle interaction because of the delta function in Equation (2), which arises formally in Kennel & Wong's (1967) analysis because of the condition $|\gamma_k| \ll |\omega_{kr}|$.

For concreteness, we take $\omega_{kr} > 0$ and $k_{\parallel} > 0$, preserving full generality by allowing (initially) U_α to be either positive, zero, or negative. However, we find below that the plasma is most unstable to drift-anisotropy instabilities when the waves propagate in the same direction as the alpha-particle beam, and so we focus on the case $U_\alpha > 0$. We assume that f_α is a drifting bi-Maxwellian,

$$f_\alpha = \frac{n_\alpha}{\pi^{3/2} w_{\perp\alpha}^2 w_{\parallel\alpha}} \exp \left(-\frac{v_{\perp}^2}{w_{\perp\alpha}^2} - \frac{(v_{\parallel} - U_\alpha)^2}{w_{\parallel\alpha}^2} \right), \quad (9)$$

where

$$w_{\perp\alpha} \equiv \sqrt{\frac{2k_B T_{\perp\alpha}}{m_\alpha}} \quad (10)$$

and

$$w_{\parallel\alpha} \equiv \sqrt{\frac{2k_B T_{\parallel\alpha}}{m_\alpha}} \quad (11)$$

are the perpendicular and parallel thermal speeds. The operator \hat{G} from Equation (6) applied to the distribution function f_α yields

$$\hat{G} f_\alpha = -\frac{2v_{\perp} f_\alpha}{w_{\perp\alpha}^2 \omega_{kr}} \left[\frac{T_{\parallel\alpha}}{T_{\perp\alpha}} (\omega_{kr} - k_{\parallel} v_{\parallel}) + k_{\parallel} (v_{\parallel} - U_\alpha) \right]. \quad (12)$$

The delta function in Equation (2) can be used to evaluate the integral over v_{\parallel} in Equation (2). This delta function can be

² This Fourier transform convention was described in greater detail by Stix (1992), although his definitions of \mathbf{E}_k and \mathbf{B}_k differ from ours by a factor of $(2\pi)^{-3/2}$.

written in the form $\delta(v_{\parallel} - v_{\text{res}})$, where

$$v_{\text{res}} \equiv \frac{\omega_{kr} - n\Omega_{\alpha}}{k_{\parallel}}. \quad (13)$$

For the following discussion, we focus on waves with $W_k > 0$. The arguments are inverted for negative-energy waves. This effect is, however, not relevant for the parameter range explored in this study (cf. Verscharen & Chandran 2013).

3. INSTABILITY CRITERIA

We develop our analytical model for the case of parallel propagation ($k_{\perp} = 0$) only. In this limit, the A/IC wave is left-circularly polarized, and the FM/W wave is right-circularly polarized. For simplicity, we restrict our analysis of the A/IC instability to the case in which $T_{\perp\alpha} \geq T_{\parallel\alpha}$ and our analysis of the FM/W instability to the case in which $T_{\perp\alpha} \leq T_{\parallel\alpha}$. Collisions are neglected throughout our treatment.

3.1. Instability of the Alfvén/Ion-Cyclotron (A/IC) Mode

In the limit of parallel propagation, the Bessel functions in Equation (7) allow for contributions to the sum over n at $n = 1$, $n = -1$, or $n = 0$ only. For the left-circularly polarized A/IC wave, $E_{k,r} = E_{k,z} = 0$ and $E_{k,1} \neq 0$. As a consequence, $\psi_{n,k} = 0$ unless $n = 1$, and Equation (2) reduces to

$$\begin{aligned} \gamma_k^{\alpha} = & \frac{1}{16\sqrt{\pi}} \frac{\omega_{kr}}{|k_{\parallel} w_{\parallel\alpha}|} \left(\frac{\omega_{p\alpha}}{\omega_{kr}} \right)^2 \frac{T_{\perp\alpha}}{T_{\parallel\alpha}} \frac{|E_{k,1}|^2}{W_k} \\ & \times \left[\Omega_{\alpha} \left(1 - \frac{T_{\parallel\alpha}}{T_{\perp\alpha}} \right) - \omega_{kr} + k_{\parallel} U_{\alpha} \right] \\ & \times \exp \left(-\frac{(v_{\text{res}} - U_{\alpha})^2}{w_{\parallel\alpha}^2} \right). \quad (14) \end{aligned}$$

The number of resonant particles is proportional to both $\omega_{p\alpha}^2$ and the exponential term in Equation (14), and these terms influence the absolute value of γ_k^{α} . On the other hand, the sign of the growth rate is determined solely by the terms in brackets in Equation (14), since the other terms are positive semi-definite for $\omega_{kr} > 0$. We find

$$\text{sgn } \gamma_k^{\alpha} = \text{sgn} \left[\Omega_{\alpha} \left(1 - \frac{T_{\parallel\alpha}}{T_{\perp\alpha}} \right) - \omega_{kr} + k_{\parallel} U_{\alpha} \right]. \quad (15)$$

This relation defines the maximum frequency at which alpha particles have a destabilizing influence upon the A/IC wave at a given temperature anisotropy, drift, and wavenumber,

$$\omega_{\text{max}}^{\text{A/IC}} = \Omega_{\alpha} \left(1 - \frac{T_{\parallel\alpha}}{T_{\perp\alpha}} \right) + k_{\parallel} U_{\alpha}. \quad (16)$$

In a plot showing the real-part of the frequency ω_r vs. k_{\parallel} , solutions of the dispersion relation can be driven unstable by alpha particles only when the plot of the dispersion relation is below the line defined by Equation (16). The expressions in Equations (15) and (16) are valid for the general case in which the wave frequency is determined from the full dispersion relation of a hot plasma. However, to simplify the calculation, we now approximate the dispersion relation of the A/IC wave with the dispersion relation of a cold electron-proton plasma

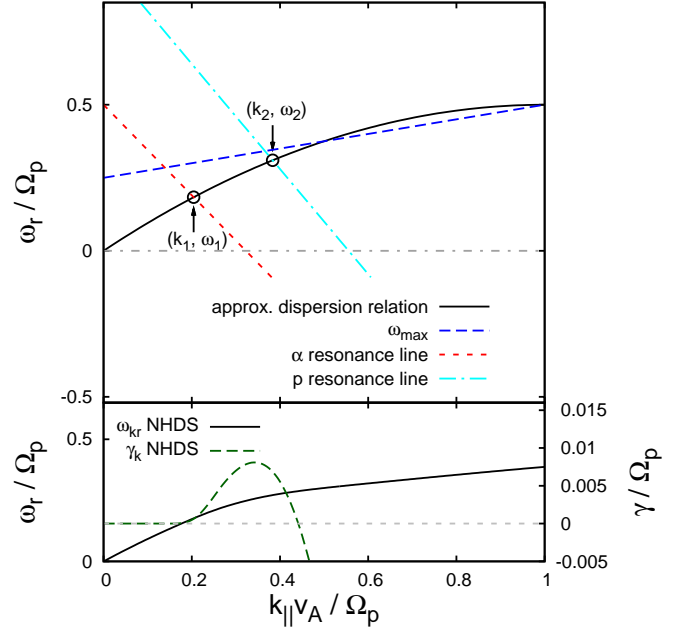


Figure 1. Resonances and instability conditions for the Alfvén/ion-cyclotron (A/IC) mode. The upper diagram shows the approximate dispersion relation, resonance lines, and the quantities k_1 , k_2 , ω_1 , and ω_2 discussed in the text for the case in which $U_{\alpha} = 0.25v_A$, $T_{\perp\alpha}/T_{\parallel\alpha} = 2$, $w_{\parallel\alpha} = 0.75v_A$, and $\sigma = 2.4$. The lower panel shows solutions of the full dispersion relation of a hot plasma for the same parameters with the real part of the frequency on the left axis and the corresponding growth rate on the right axis. The additional parameters are $n_{\alpha} = 0.05n_p$ and $T_p = T_e = T_{\parallel\alpha}/4$. Protons and electrons have no temperature anisotropy.

with massless electrons,³

$$\frac{\omega_{kr}}{\Omega_p} = -\frac{k_{\parallel}^2 v_A^2}{2\Omega_p^2} \left[1 - \sqrt{1 + \frac{4\Omega_p^2}{k_{\parallel}^2 v_A^2}} \right]. \quad (17)$$

When $k_{\parallel} v_A \ll \Omega_p$, Equation (17) can be approximated as

$$\omega_{kr} \simeq k_{\parallel} v_A \left(1 - \frac{k_{\parallel} v_A}{2\Omega_p} \right). \quad (18)$$

As we will describe further below, the wavenumbers at which the A/IC mode is unstable for typical solar-wind parameters near 1 AU are $\lesssim 0.5\Omega_p/v_A$. To further simplify our analysis, we will thus use Equation (18) instead of Equation (17).

At the resonant velocity $v_{\parallel} = v_{\text{res}}$, a large enough number of particles have to be present in the distribution function to drive the wave unstable. This requires that

$$|v_{\parallel} - U_{\alpha}| < \sigma w_{\parallel\alpha} \equiv \Delta v_{\parallel}, \quad (19)$$

where σ is a number that can not be much greater than unity. We define the *resonance line* of the alpha particles through the equation

$$\omega_r = k_{\parallel}(U_{\alpha} - \Delta v_{\parallel}) + \Omega_{\alpha} = k_{\parallel}(U_{\alpha} - \sigma w_{\parallel\alpha}) + \Omega_{\alpha}. \quad (20)$$

It represents the resonance condition Equation (8) for alpha particles at the parallel velocity $v_{\parallel} = U_{\alpha} - \Delta v_{\parallel}$. The inter-

³ We use the equations $k_{\parallel}^2 c^2 = \omega^2 L$ for the A/IC wave and $k_{\parallel}^2 c^2 = \omega^2 R$ for the FM/W wave following the notation of Stix (1992). Equation (17) follows, for example, from Equation (5) in Chapter 2 of Stix (1992) under the approximations that $\omega \ll \Omega_e$ and $v_A \ll c$. Details on modifications of the dispersion relations of the two parallel normal modes due to alpha particles and finite-pressure effects are described in the literature (see e.g., Marsch & Verscharen 2011; Verscharen & Marsch 2011; Verscharen 2012).

section of the alpha-particle resonance line in the ω_r - k_{\parallel} plane with the plot of the dispersion relation of the A/IC wave defines the point (k_1, ω_1) as illustrated in Figure 1. Only solutions of the dispersion relation at $k_{\parallel} > k_1$ and $\omega_{kr} > \omega_1$ are able to interact resonantly with a sufficiently large number of alpha particles to excite an instability.

Although we have only quoted the expression for the alpha-particle contribution to γ_k in Section 2, the proton contribution is given by an analogous expression (Kennel & Wong 1967), in which the resonance condition becomes $\omega_{kr} = k_{\parallel}v_{\parallel} + n\Omega_p$, where $\Omega_p = 2\Omega_{\alpha}$ is the proton cyclotron frequency. We assume that the protons have a Maxwellian distribution, which means that they damp A/IC waves if they can satisfy the resonance condition with $n = 1$. Because the protons are the dominant ion species, we assume that if thermal protons can resonate with A/IC waves, then proton damping dominates over any possible wave destabilization by the alpha particles. We define the resonance line of the protons through the equation

$$\omega_r = -k_{\parallel}\sigma w_{\parallel p} + \Omega_p, \quad (21)$$

where $w_{\parallel p}$ is the parallel proton thermal speed. Equation (21) is the $n = 1$ resonance condition for protons with $v_{\parallel} = -\sigma w_{\parallel p}$. For simplicity, in this section we take σ to be the same for alpha particles and protons for our fiducial case in which $n_{\alpha} = 0.05n_p$. However, in Section 4 we describe how σ should be varied for alpha particles as n_{α}/n_p is varied. We plot the proton resonance line in Figure 1 for the case in which $w_{\parallel p} = w_{\parallel \alpha}$, which is characteristic of weakly collisional solar-wind streams at 1 AU (Kasper et al. 2008). The intersection of this resonance line and the plot of the dispersion relation in the ω_r - k_{\parallel} plane defines an upper limit for the unstable wavenumbers and frequencies. We denote this intersection point as (k_2, ω_2) as illustrated in Figure 1.

The above considerations lead to the following necessary and sufficient conditions for the A/IC wave to be unstable:

1. There must exist a range of wavenumbers in which thermal alpha particles can resonate with the A/IC wave that is sufficiently small that proton cyclotron damping can be neglected: i.e., k_1 exists, and $k_1 < k_2$.
2. In at least part of the wavenumber interval $[k_1, k_2]$, the wave frequency ω_{kr} must be less than the maximum wave frequency given by $\omega_{\max}^{A/IC}$.

We henceforth restrict our analysis to the case in which

$$\sigma w_{\parallel p} > \frac{v_A}{2}. \quad (22)$$

Equation (22) implies that $k_2 v_A / \Omega_p < 1$, so that proton cyclotron damping limits potential instabilities to parallel wavenumbers less than Ω_p / v_A , for which our approximate dispersion relation is at least approximately valid.

After some algebra, we find that condition 1 above is equivalent to the inequality

$$\sigma w_{\parallel \alpha} > \frac{4U_{\alpha} + 3\sigma w_{\parallel p} - v_A - \sqrt{(\sigma w_{\parallel p} + v_A)^2 - 2v_A^2}}{4}. \quad (23)$$

Condition 2 is satisfied if either

$$U_{\alpha} > v_A - \sigma \left(\frac{T_{\perp \alpha}}{T_{\parallel \alpha}} - 1 \right) w_{\parallel \alpha} - \frac{v_A^2 T_{\parallel \alpha}}{4\sigma w_{\parallel \alpha} T_{\perp \alpha}} \quad (24)$$

and

$$\sigma w_{\parallel \alpha} > \frac{v_A T_{\parallel \alpha}}{2T_{\perp \alpha}}, \quad (25)$$

or if

$$U_{\alpha} > \frac{T_{\perp \alpha} + T_{\parallel \alpha}}{4T_{\perp \alpha}} \left[\sigma w_{\parallel p} + v_A + \sqrt{(v_A + \sigma w_{\parallel p})^2 - 2v_A^2} \right] - \sigma w_{\parallel p}. \quad (26)$$

Because the wave frequency ω_{kr} in Equation (18) is concave downwards ($d^2\omega_{kr}/dk_{\parallel}^2 < 0$), the condition that $\omega_{kr} < \omega_{\max}^{A/IC}$ within the interval $[k_1, k_2]$ is most easily satisfied at either $k_{\parallel} = k_1$ or at $k_{\parallel} = k_2$. Equations (24) and (25) are the conditions that $\omega_{kr} < \omega_{\max}^{A/IC}$ at $k_{\parallel} = k_1$, while Equation (26) is the condition that $\omega_{kr} < \omega_{\max}^{A/IC}$ at $k_{\parallel} = k_2$. In the Appendix, we show which of these two alternative conditions is less restrictive (and therefore the controlling instability criterion) as a function of $w_{\parallel \alpha}/v_A$, $w_{\parallel p}/v_A$, and $T_{\perp \alpha}/T_{\parallel \alpha}$. Roughly speaking, for typical solar wind conditions near $r = 1$ AU, Equations (24) and (25) are less restrictive when $T_{\perp \alpha} \gtrsim 1.1T_{\parallel \alpha}$, while Equation (26) is less restrictive for nearly isotropic alpha-particle temperatures. To apply these conditions, one can either consult the conditions given in the Appendix, or take the minimum U_{α} needed to excite the instability to be the minimum of the right-hand sides of Equations (24) and (26) (with the caveat that Equation (24) applies only when Equation (25) is also satisfied).

For reference, we note that Equation (24) can be rewritten as a lower limit on the temperature anisotropy,

$$\frac{T_{\perp \alpha}}{T_{\parallel \alpha}} > \frac{v_A + \sigma w_{\parallel \alpha} - U_{\alpha} + \sqrt{(v_A + \sigma w_{\parallel \alpha} - U_{\alpha})^2 - v_A^2}}{2\sigma w_{\parallel \alpha}}. \quad (27)$$

Equation (26) can be equivalently rewritten as an upper limit on the inverse temperature anisotropy,

$$\frac{T_{\parallel \alpha}}{T_{\perp \alpha}} < \frac{2}{v_A} (U_{\alpha} + \sigma w_{\parallel p}) \times \left[v_A + \sigma w_{\parallel p} - \sqrt{(v_A + \sigma w_{\parallel p})^2 - 2v_A^2} \right] - 1. \quad (28)$$

Likewise, Equation (23) can be rewritten as an upper limit on the drift speed,

$$U_{\alpha} < \frac{4\sigma w_{\parallel \alpha} - 3\sigma w_{\parallel p} + v_A + \sqrt{(v_A + \sigma w_{\parallel p})^2 - 2v_A^2}}{4}. \quad (29)$$

In addition to the illustrations for our analytical model, Figure 1 shows solutions of the full dispersion relation of a hot plasma for the A/IC mode in the lower panel. These results have been obtained with the NHDS code (Verscharen et al. 2013). The parameters for the NHDS calculation are $T_{\parallel \alpha} = 4T_p = 4T_e$, $n_{\alpha} = 0.05n_p$, $T_{\perp \alpha} = 2T_{\parallel \alpha}$, $T_{\perp} = T_{\parallel}$ for electrons and protons, $U_{\alpha} = 0.25v_A$, and $w_{\parallel \alpha} = 0.75v_A$. In all numerical calculations presented throughout the text, we set

$$v_A/c = 10^{-4} \quad (30)$$

and choose the electron number density and electron bulk drift velocity so that the net space charge and net parallel current vanish. The onset of the instability (i.e., the wavenumber range where $\gamma_k > 0$) coincides well with the predictions from our analytical model.

We compare the analytical instability conditions from Equations (24) and (25) with solutions of the full dispersion relation of a hot plasma in Figure 2. We have adjusted the single free parameter σ to maximize the agreement between

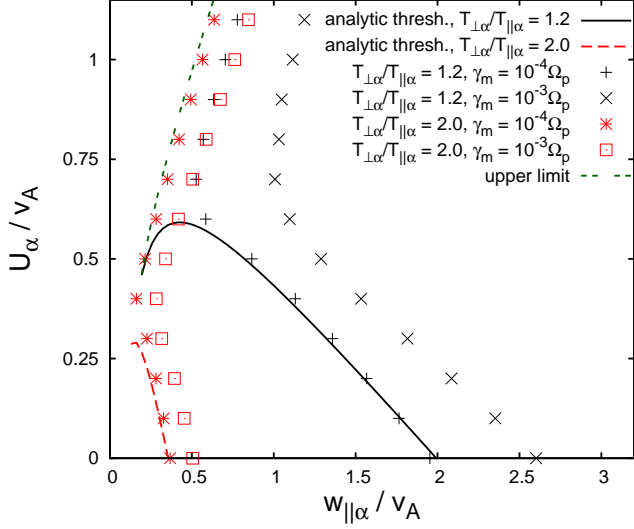


Figure 2. Comparison of the instability criteria and numerical solutions to the hot-plasma dispersion relation for the A/IC mode. The black and red dashed lines correspond to Equation (24) for two different temperature anisotropies. The green double dashed line shows the upper limit on U_α from Equation (29). We set $\sigma = 2.4$. The points represent solutions of the hot-plasma dispersion relation from the NHDS code with the given maximum growth rate γ_m . The density of the alpha particles is $n_\alpha = 0.05n_p$, $T_p = T_e = T_{\parallel\alpha}/4$, and protons and electrons have isotropic distribution functions in the NHDS solutions.

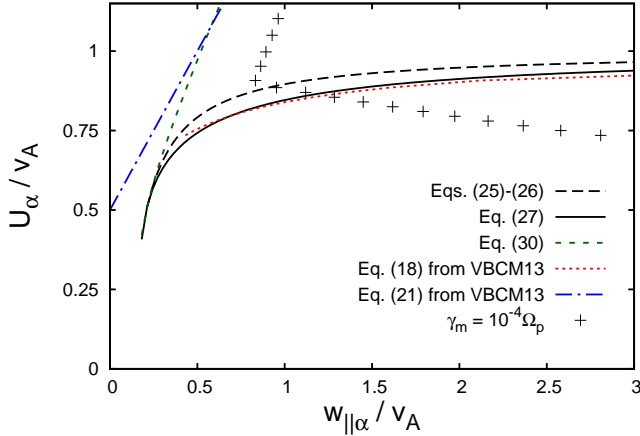


Figure 3. Comparison of the instability criteria and numerical solutions to the hot-plasma dispersion relation for the A/IC mode in the isotropic case. The label ‘‘VBCM’’ refers to the treatment of the isotropic parallel Alfvénic instability by Verscharen et al. (2013). Equation (26) leads to a lower U_α threshold than Equation (24). The points represent solutions of constant γ_m obtained from the NHDS code. We set $\sigma = 2.4$. For the NHDS solutions, $n_\alpha = 0.05n_p$, $T_p = T_e = T_{\parallel\alpha}/4$, and protons and electrons have Maxwellian distribution functions.

our analytic and numerical results, and find that $\sigma = 2.4$ leads to the best fit with the numerical solutions corresponding to $\gamma_m = 10^{-4}\Omega_p$ (but see Section 4). We note that the wavenumbers at which the maximum growth rates occur in the NHDS solutions are less than $0.7\Omega_p/v_A$.

Equation (26) describes a lower threshold than Equations (24) and (25) in the isotropic limit. We show this case in Figure 3, in which we also compare the threshold with the previous isotropic-temperature model developed by Verscharen et al. (2013) and with NHDS solutions with $\gamma_m = 10^{-4}\Omega_p$. We see that the lower and upper limits described

by our instability criteria agree well with the previous model, which is based on two alternative approximations to the dispersion relation. We note that the difference between the instability thresholds from Equation (24) and Equation (26) is small. The difference between both analytic expressions is in most cases smaller than the difference between either of them and the solution to the hot-plasma dispersion relation. We find a similar behavior in all tested cases for which Equation (26) describes a lower threshold. At high parallel thermal speeds $w_{\parallel\alpha}$, the inaccuracies of our approximate dispersion relation increase. For a more extensive discussion of Equation (26) and the comparison between the two thresholds, we refer the reader again to the Appendix.

3.2. Instability of the Fast-Magnetosonic/Whistler (FM/W) Mode

For the right-circularly polarized FM/W mode, $E_{k,1} = E_{k,z} = 0$ and $E_{k,r} \neq 0$. As a result, $\psi_{n,k} = 0$ unless $n = -1$, and Equation (2) reduces to

$$\gamma_k^\alpha = \frac{1}{16\sqrt{\pi}} \frac{\omega_{kr}}{|k_{\parallel} w_{\parallel\alpha}|} \left(\frac{\omega_{p\alpha}}{\omega_{kr}} \right)^2 \frac{T_{\perp\alpha}}{T_{\parallel\alpha}} \frac{|E_{k,r}|^2}{W_k} \times \left[\Omega_\alpha \left(\frac{T_{\parallel\alpha}}{T_{\perp\alpha}} - 1 \right) - \omega_{kr} + k_{\parallel} U_\alpha \right] \times \exp \left(- \frac{(v_{\text{res}} - U_\alpha)^2}{w_{\parallel\alpha}^2} \right). \quad (31)$$

It follows that

$$\text{sgn } \gamma_k^\alpha = \text{sgn} \left[\Omega_\alpha \left(\frac{T_{\parallel\alpha}}{T_{\perp\alpha}} - 1 \right) - \omega_{kr} + k_{\parallel} U_\alpha \right]. \quad (32)$$

Equation (32) defines the maximum frequency at which alpha particles have a destabilizing influence on the FM/W wave at a given temperature anisotropy, drift, and wavenumber,

$$\omega_{\text{max}}^{\text{FM/W}} = \Omega_\alpha \left(\frac{T_{\parallel\alpha}}{T_{\perp\alpha}} - 1 \right) + k_{\parallel} U_\alpha. \quad (33)$$

Equation (8) implies that the resonant alpha particles that drive the FM/W mode unstable have a parallel velocity $v_{\parallel} > 0$, since we have assumed that $\omega_{kr} > 0$.

To simplify the analysis, we approximate ω_{kr} using the dispersion relation for right-circularly polarized FM/W waves in a cold proton-electron plasma with massless electrons,⁴

$$\frac{\omega_{kr}}{\Omega_p} = \frac{k_{\parallel}^2 v_A^2}{2\Omega_p^2} \left[1 + \sqrt{1 + \frac{4\Omega_p^2}{k_{\parallel}^2 v_A^2}} \right]. \quad (34)$$

We further simplify ω_{kr} by taking $k_{\parallel} v_A / \Omega_p \ll 1$ and expanding Equation (34) as

$$\omega_{kr} \simeq k_{\parallel} v_A \left(1 + \frac{k_{\parallel} v_A}{2\Omega_p} \right). \quad (35)$$

From the resonance condition Equation (8), we conclude that there is a minimum value of v_{\parallel} for which alpha particles can resonate with the FM/W wave. Again there must be a sufficient number of alpha particles at that v_{\parallel} to excite the instability. We make the approximation that the instability is

⁴ Equation (34) follows, for example, from Equation (5) in Chapter 2 of Stix (1992) under the approximations that $\omega \ll \Omega_e$ and $v_A \ll c$.

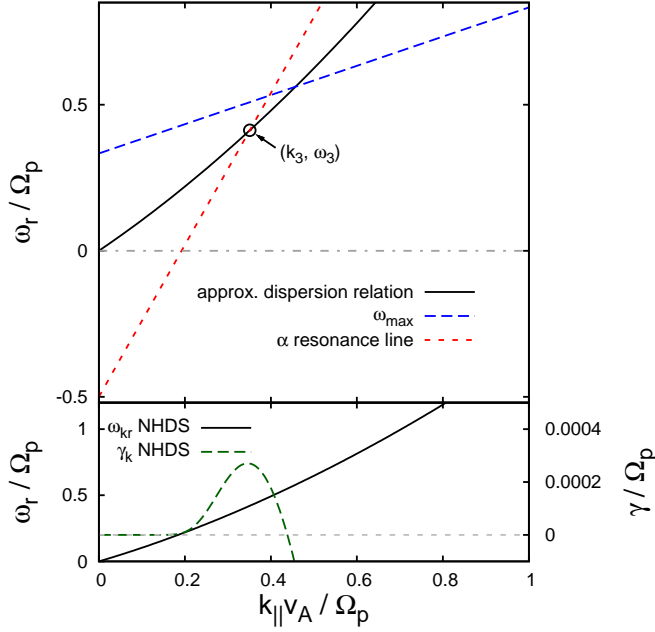


Figure 4. Upper diagram: resonances and instability conditions for the fast-magnetosonic/whistler (FM/W) mode for the case in which $U_\alpha = 0.5v_A$, $T_{\perp\alpha}/T_{\parallel\alpha} = 0.6$, $w_{\parallel\alpha} = v_A$, and $\sigma = 2.1$. Lower diagram: numerical solutions of the full dispersion relation of a hot plasma for the same parameters with the real part of the frequency on the left axis and the corresponding growth rate on the right axis. The additional parameters are $n_\alpha = 0.05n_p$, $T_p = T_e = T_{\parallel\alpha}/4$. Protons and electrons have no temperature anisotropy.

possible only if alpha particles with $v_{\parallel} = U_\alpha + \sigma w_{\parallel\alpha}$ resonate with the wave, where σ is a constant of order unity, as in Section 3.1. We therefore define the alpha-particle resonance line for the FM/W wave through the equation

$$\omega_r = k_{\parallel}(U_\alpha + \sigma w_{\parallel\alpha}) - \Omega_\alpha. \quad (36)$$

Its intersection with the plot of the dispersion relation is denoted $[k_3, \omega_3]$, as illustrated in Figure 4.

As in the case of the A/IC wave, the necessary and sufficient conditions for instability of the FM/W wave consist of two criteria. First, there must be some range of wavenumbers exceeding k_3 in which the wave frequency ω_{kr} is less than the maximum wave frequency $\omega_{\max}^{\text{FM/W}}$. We write this condition after some algebra as

$$U_\alpha > v_A - \sigma \left(1 - \frac{T_{\perp\alpha}}{T_{\parallel\alpha}}\right) w_{\parallel\alpha} + \frac{v_A^2 T_{\parallel\alpha}}{4\sigma w_{\parallel\alpha} T_{\perp\alpha}}. \quad (37)$$

We can rewrite Equation (37) as a minimum threshold for the temperature anisotropy at a given drift speed:

$$\frac{T_{\perp\alpha}}{T_{\parallel\alpha}} < \frac{U_\alpha + \sigma w_{\parallel\alpha} - v_A + \sqrt{(U_\alpha + \sigma w_{\parallel\alpha} - v_A)^2 - v_A^2}}{2\sigma w_{\parallel\alpha}}. \quad (38)$$

The point (k_3, ω_3) is only defined if

$$U_\alpha > 2v_A - \sigma w_{\parallel\alpha}. \quad (39)$$

If Equation (39) is not fulfilled, the alpha-particle resonance line does not intersect with the plot of the dispersion relation in the ω_r - k_{\parallel} plane, and the square-root expression in Equation (38) is not real.

The second condition is that the proton thermal speed must be sufficiently small that proton damping can be neglected

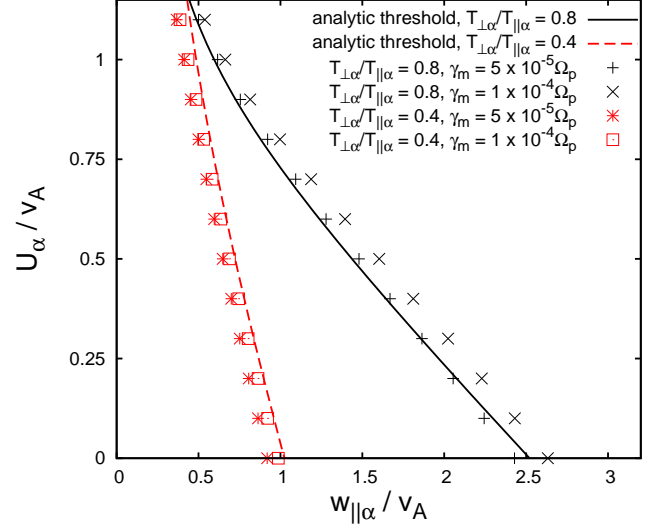


Figure 5. Comparison of the analytic instability criteria and numerical solutions to the hot-plasma dispersion relation for the FM/W mode. The black solid and red dashed lines show the analytical result for the stability thresholds according to Equation (37) for two different temperature anisotropies. We set $\sigma = 2.1$. The points represent solutions of the hot-plasma dispersion relation obtained by NHDS at the given maximum growth rate γ_m . The density of the alpha particles is $n_\alpha = 0.05n_p$, $T_p = T_e = T_{\parallel\alpha}/4$, and protons and electrons have Maxwellian distribution functions for the NHDS evaluation.

within some part of the wavenumber interval defined in the previous paragraph (in which $k_{\parallel} > k_3$ and $\omega_{kr} < \omega_{\max}^{\text{FM/W}}$). Because the FM/W wave is right-circularly polarized, proton damping occurs through the $n = -1$ resonance. As in our treatment of the A/IC wave, we assume that if thermal protons can resonate with the FM/W wave, then proton damping dominates over any possible destabilizing influence from the resonant alpha particles. This second condition can be written in the form

$$\sigma w_{\parallel p} < \frac{3U_\alpha + 3\sigma w_{\parallel\alpha} - v_A + \sqrt{(U_\alpha + \sigma w_{\parallel\alpha} - v_A)^2 - v_A^2}}{2}. \quad (40)$$

In this paper, we focus on the case in which $w_{\parallel p} = w_{\parallel\alpha}$. The condition $w_{\parallel p} \leq w_{\parallel\alpha}$ and $U_\alpha \geq 0$ guarantee that Equation (40) is satisfied.

We show NHDS solutions for the FM/W mode in the lower panel of Figure 4. The range of unstable wavenumbers roughly corresponds to the predictions from our analytical model. At wavenumbers exceeding $\sim 0.45\Omega_p/v_A$, $\omega_{kr} > \omega_{\max}^{\text{FM/W}}$ and, therefore, the interaction with the alpha particles leads to a damping instead of an instability. In contrast to the A/IC wave, the instability of the FM/W wave involves only a lower limit on U_α .

In Figure 5, we plot Equation (37) for two different values of $T_{\perp\alpha}/T_{\parallel\alpha}$, along with the locations of fixed maximum growth rates in numerical solutions to the full hot-plasma dispersion relation obtained with the NHDS code. As in Section 3.1, we vary the parameter σ , and find that the value $\sigma = 2.1$ leads to the best fit between the analytic threshold and NHDS solutions with $\gamma = 10^{-4}\Omega_p$ for the FM/W instability, especially in the range of low $w_{\parallel\alpha}/v_A$ where our approximate dispersion relation is more accurate. The NHDS solutions for the maximum growth rate of the instability of the FM/W mode occur at wavenumbers below $k_{\parallel}v_A/\Omega_p \sim 0.8$. This justifies our expansion of Equation (34) to obtain Equation (35).

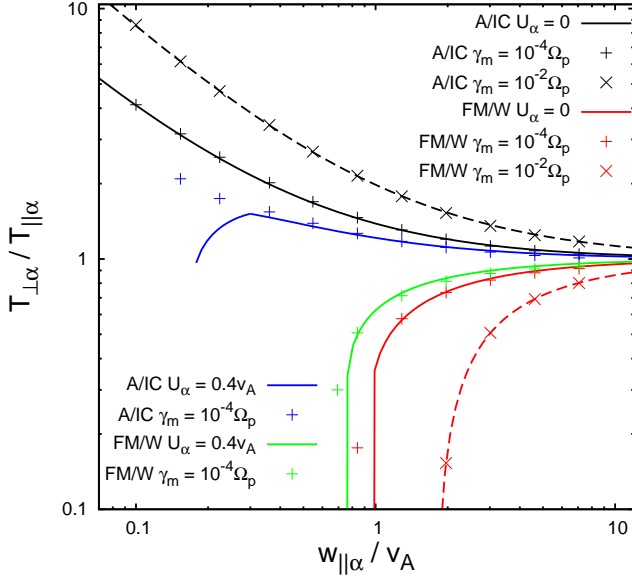


Figure 6. Instability thresholds in the $T_{\perp\alpha}/T_{\parallel\alpha}-w_{\parallel\alpha}/v_A$ plane for $U_\alpha = 0$ (black and red lines) and $U_\alpha = 0.4v_A$ (blue and green lines). We show the lowest analytical thresholds from Equations (27) and (28) for the A/IC mode, and the analytical threshold from (38) for the FM/W mode as solid lines. We set $\sigma = 2.4$ for the A/IC instability and $\sigma = 2.1$ for the FM/W instability. The dashed lines show fit results from Maruca et al. (2012) as isocontours for a maximum growth rate $\gamma_m = 10^{-2}\Omega_p$. The points show NHDS results for different growth rates. The parameters for the NHDS calculation are $n_\alpha = 0.05n_p$, $T_p = T_e = T_{\parallel\alpha}/4$. Protons and electrons have Maxwellian distribution functions.

Another way of illustrating the instability thresholds is shown in Figure 6. In this figure, we compare our analytic thresholds for the A/IC wave and the FM/W wave (Equations (27), (28), and (38)) with NHDS solutions to the full hot-plasma dispersion relation for the cases $U_\alpha = 0$ and $U_\alpha = 0.4v_A$. We find a very good agreement between our analytical thresholds and the NHDS solutions at low growth rates. The presence of a non-zero drift U_α lowers the thresholds in terms of $|T_{\perp\alpha}/T_{\parallel\alpha} - 1|$ and narrows the stable parameter range. By applying the NHDS code to find parameter combinations that lead to $\gamma_m = 10^{-2}\Omega_p$, we are able to confirm the previous fit results by Maruca et al. (2012) for $T_{\parallel\alpha} = 4T_{\parallel p}$ and $T_{\perp p} = T_{\parallel p}$, which are also included in Figure 6. The comparison also shows in which parameter ranges the isocontours of constant maximum growth rate have larger distances and where they have shorter distances from each other. The FM/W instability shows a very sensitive dependence to the assumed growth rate. Our threshold for the instability of the FM/W mode drops abruptly at the point where Equation (39) is violated. We expect a smoother transition in a real plasma since the number of resonant particles does not drop to zero at a discrete value of v_{\parallel} . The location of the point where the analytical threshold drops depends on the assumed value of σ .

4. THE DEPENDENCE ON THE ALPHA-PARTICLE NUMBER DENSITY AND THE ELECTRON TEMPERATURE

In the previous sections, we assumed that σ does not depend upon plasma parameters and determined the values of σ by comparing our analytic thresholds to numerical solutions of the hot-plasma dispersion relation for a single value of n_α/n_p . We conjecture, however, that as n_α/n_p varies, the number of resonant particles that are needed in order to achieve an instability (as a fraction of n_p) remains con-

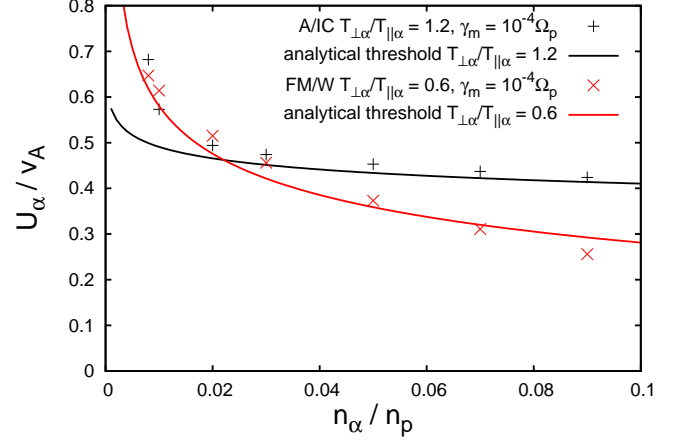


Figure 7. Dependence of the instability thresholds on n_α/n_p in the case in which $w_{\parallel p} = w_{\parallel\alpha} = v_A$ and $T_p = T_e$. The points represent NHDS solutions at two different growth rates of the A/IC and the FM/W modes. The curves correspond to the analytical thresholds from Equations (24) and (37) with σ of the alphas described by Equation (42).

stant, i.e. $(n_\alpha/n_p)\exp(-\sigma^2) \equiv M = \text{constant}$. A good value for this constant determined from the comparison of our analytical thresholds and the hot-plasma dispersion relation at $n_\alpha = 0.05n_p$ is given by

$$M = \begin{cases} 1.6 \times 10^{-4} & \text{for the A/IC wave} \\ 6.1 \times 10^{-4} & \text{for the FM/W wave} \end{cases} \quad (41)$$

This requirement leads to a density-dependence of the factor σ for the alpha particles of the form

$$\sigma = \sqrt{-\ln \frac{Mn_p}{n_\alpha}}. \quad (42)$$

For the protons, we continue to set $\sigma = 2.4$ for the A/IC wave and $\sigma = 2.1$ for the FM/W wave as n_α/n_p varies. Thus, Equation (42) is used for each factor of σ that multiplies the quantity $w_{\parallel\alpha}$ in any of our equations, but the values $\sigma = 2.4$ and $\sigma = 2.1$, respectively, are used for each value of σ that multiplies the quantity $w_{\parallel p}$. We illustrate the dependence of the thresholds on the fractional alpha-particle density for two sets of parameters in Figure 7. We show NHDS solutions for a maximum growth rate of $\gamma_m = 10^{-4}\Omega_p$ for the A/IC instability and the FM/W instability. We compare the NHDS points with the analytical instability thresholds from Equations (24) and (37). The thresholds plotted in Figure 7 have been calculated using Equation (42).

In the fast solar wind, $n_\alpha/n_p \simeq 0.05$ (Bame et al. 1977), while in the slow solar wind n_α/n_p is roughly proportional to the wind speed, with $0.01 \lesssim n_\alpha/n_p \lesssim 0.05$ (Kasper et al. 2007). Within the range $0.01 < n_\alpha/n_p < 0.05$, the instability thresholds shown in Figure 7 exhibit a moderate density dependence, which is captured fairly accurately by taking σ fixed at the values 2.4 (A/IC) or 2.1 (FM/W) for the protons and using Equation (42) for the alpha particles. We conjecture that this approach for modeling σ approximately captures the density dependence of the instability thresholds more generally, at least when $n_\alpha/n_p \in (0.01, 0.05)$. When $n_\alpha/n_p > 0.05$, the alpha particles increasingly modify the dispersion relation, and we expect our analytic results to become less accurate.

Another parameter that could in principle influence the thresholds of the instability is the ratio T_e/T_p . However, we expect that this temperature ratio has a negligible influ-

ence on both instabilities since the corresponding waves have $E_{kz} = 0$ and $k_{\perp} = 0$, which means that electrons cannot interact with these waves through Landau or transit-time damping. Cyclotron-resonant interaction is also not expected to influence the wavenumber range where alpha-particle driving is important because $\Omega_e \gg \Omega_{\alpha}$. NHDS calculations at different T_e/T_p in the interval $[0.1, 10]$ show variations of the thresholds of U_{α} by less than one percent for both instabilities under typical parameters. This confirms that the parallel-propagating drift/anisotropy instabilities are largely insensitive to electron temperatures within the range of possible solar-wind values.

5. CONTOURS OF CONSTANT MAXIMUM GROWTH RATE

In this section, we present analytic fits to the contours of constant maximum growth rate γ_m in our numerical solutions to the hot-plasma dispersion relation. In all cases, we have set $T_p = T_e = T_{\parallel\alpha}/4$ and $T_{\perp} = T_{\parallel}$ for protons and electrons. As we have shown in Section 4, the instability thresholds are density-dependent in general. For the fits presented in this section, however, we set $n_{\alpha} = 0.05n_p$ as the typical observed value in the fast solar wind.

5.1. Alfvén/Ion-Cyclotron (A/IC) Instability

In the $U_{\alpha}/v_A - w_{\parallel\alpha}/v_A$ plane as in Figure 2, the NHDS solutions show that two values of U_{α}/v_A can potentially lead to the same maximum growth rate γ_m at one given value of $w_{\parallel\alpha}/v_A$. For example, the points representing $\gamma_m = 10^{-4}\Omega_p$ for $T_{\perp\alpha}/T_{\parallel\alpha} = 1.2$ in Figure 2 indicate that both $U_{\alpha} \approx v_A$ and $U_{\alpha} \approx 0.6v_A$ lead to the same maximum growth rate at $w_{\parallel\alpha} \approx 0.7v_A$. Therefore, we employ two fits to describe the isocontours of constant γ_m . In the range $0 \leq U_{\alpha} \leq U_{\text{med}}$, we apply a linear fit of the form

$$\frac{w_{\parallel\alpha}}{v_A} = a \frac{U_{\alpha}}{v_A} + b. \quad (43)$$

In the range $U_{\text{med}} < U_{\alpha} \leq 1.1v_A$, we assume a shifted power-law function of the form

$$\frac{w_{\parallel\alpha}}{v_A} = A \left(\frac{U_{\alpha}}{v_A} \right)^B + C. \quad (44)$$

The parameters for these fits are given in Table 1.

We also give fit results for the A/IC instability in the $T_{\perp\alpha}/T_{\parallel\alpha} - w_{\parallel\alpha}/v_A$ plane for different values of U_{α}/v_A as shown in Figure 6. We use a similar fitting function to the formula suggested by Hellinger et al. (2006):

$$\frac{T_{\perp\alpha}}{T_{\parallel\alpha}} = 1 + a \left(\frac{w_{\parallel\alpha}}{v_A} - \frac{w_0}{v_A} \right)^{-b}. \quad (45)$$

The fitting parameters for a choice of values of U_{α}/v_A and γ_m are given in Table 2. These parameters are valid in the range $w_{\min} \leq w_{\parallel\alpha} \leq 7v_A$.

5.2. Fast-Magnetosonic/Whistler (FM/W) Instability

We first provide fit results for the FM/W instability in the $U_{\alpha}/v_A - w_{\parallel\alpha}/v_A$ plane as shown in Figure 5. The NHDS solutions are well represented by a parabolic function of the form

$$\frac{U_{\alpha}}{v_A} = a \left(\frac{w_{\parallel\alpha}}{v_A} \right)^2 + b \frac{w_{\parallel\alpha}}{v_A} + c. \quad (46)$$

The corresponding fitting parameters for different temperature anisotropies and growth rates are given in Table 3. The formulas are valid in the range $0 \leq U_{\alpha} \leq 1.1v_A$.

We apply Equation (45) also to the FM/W mode in order to describe isocontours of constant γ_m in the $T_{\perp\alpha}/T_{\parallel\alpha} - w_{\parallel\alpha}/v_A$ plane. The resulting fit parameters are given in Table 4. These fits are valid in the range $w_{\min} \leq w_{\parallel\alpha} \leq 7v_A$.

6. QUASILINEAR EVOLUTION OF THE ALPHA-PARTICLE DISTRIBUTION FUNCTION

Quasilinear theory is a theoretical framework for describing the evolution of a plasma under the effects of resonant wave-particle interactions. Prerequisites for the application of this description are small amplitudes and small growth or damping rates of the resonant waves. These assumptions imply that the background distribution function changes on a timescale that is much larger than the wave periods. Resonant particles of species s diffuse in velocity space according to the equation

$$\frac{\partial f_s}{\partial t} = \lim_{v \rightarrow \infty} \sum_{n=-\infty}^{+\infty} \frac{q_s^2}{8\pi^2 m_s^2} \int \frac{1}{V_{v\perp}} \hat{G} v_{\perp} \times \delta(\omega_{kr} - k_{\parallel} v_{\parallel} - n\Omega_s) |\psi_{n,k}|^2 \hat{G} f_s d^3k \quad (47)$$

(Stix 1992). The diffusive flux of particles in velocity space is always tangent to semicircles centered on the parallel phase velocity, which satisfy the equation

$$(v_{\parallel} - v_{\text{ph}})^2 + v_{\perp}^2 = \text{constant}, \quad (48)$$

where $v_{\text{ph}} \equiv \omega_{kr}/k_{\parallel}$. At the same time, Equation (47) allows for diffusion only from higher phase-space densities to lower phase-space densities and, hence, resolves the ambiguity of the tangential direction given by Equation (48).

Equations (2) and (47) together fulfill energy conservation (Kennel & Wong 1967; Chandran et al. 2010). The alignment of the gradients in velocity space and the semicircles given by Equation (48) determine if the particles lose or gain kinetic energy during the quasilinear diffusion process. When the resonant particles lose kinetic energy, the wave gains energy and becomes unstable.

Figure 8 illustrates how particles lose energy by interacting with unstable A/IC waves. The resonant alpha particles that drive the A/IC instability typically have a parallel velocity $v_{\parallel} < 0$ in order to be able to fulfill Equation (8), which is equivalent to $v_{\parallel} = v_{\text{res}}$ from Equation (13), with $n = 1$. Negative values of v_{\parallel} (as measured in the proton rest frame) are needed for the instability of the A/IC mode when $\beta_p \gtrsim 1$, because protons damp the waves that resonate with alphas that have $v_{\parallel} > 0$. Figure 8 shows how the interplay between temperature anisotropy and relative drift leads to a change in the alignment of the gradients of f_{α} in velocity space and, therefore, to a transition from a damped to an unstable situation.

The situation for the FM/W instability in velocity space is illustrated in Figure 9. This figure shows how particles with $v_{\parallel} > \omega_{kr}/k_{\parallel} > U_{\alpha}$ can lose or gain kinetic energy depending on the alignment between velocity-space gradients and the diffusion paths.

Quasilinear diffusion reduces the temperature anisotropy and the relative drift, which are the two sources of free energy for the A/IC and FM/W instabilities, as illustrated by the initial diffusion paths in Figures 8 and 9. Since only part of the distribution function participates in the diffusion, the resulting distribution function can not be described as a more isotropic bi-Maxwellian at lower drift speed, but will show additional non-Maxwellian structures. Such a shaped distri-

Table 1
Fit parameters for isocontours of constant γ_m of the A/IC instability in the U_{α}/v_A - $w_{\parallel\alpha}/v_A$ plane for use in Equations (43) and (44).

$T_{\perp\alpha}/T_{\parallel\alpha}$	γ_m/Ω_p	a	b	A	B	C	U_{med}/v_A
1.2	1×10^{-4}	-2.264	1.997	0.312	2.34	0.389	0.65
1.2	5×10^{-4}	-2.510	2.366	0.174	4.41	0.750	0.65
1.2	1×10^{-3}	-2.576	2.599	0.164	3.38	0.952	0.65
1.2	3×10^{-3}	-2.40	3.188	0.046	8.7	1.585	0.75
1.2	1×10^{-2}	-3.28	5.807	0.305	-2.10	3.093	0.65
1.4	1×10^{-3}	-1.365	1.335	0.454	1.95	0.481	0.55
1.4	3×10^{-3}	-1.328	1.661	0.350	2.55	0.916	0.55
1.4	1×10^{-2}	-1.118	2.622	0.146	4.39	2.053	0.55
1.8	1×10^{-3}	-0.724	0.649	0.735	1.210	0.067	0.45
1.8	3×10^{-3}	-0.699	0.813	0.726	1.346	0.286	0.45
1.8	1×10^{-2}	-0.589	1.242	0.570	1.87	0.962	0.35
2.0	1×10^{-4}	-0.471	0.371	0.602	1.225	-0.038	0.35
2.0	5×10^{-4}	-0.505	0.449	1.16	0.58	-0.47	0.40
2.0	1×10^{-3}	-0.583	0.507	0.801	1.080	-0.041	0.40
2.0	1×10^{-2}	-0.462	0.971	0.701	1.548	0.682	0.35

Table 2
Fit parameters for isocontours of constant γ_m of the A/IC instability in the $T_{\perp\alpha}/T_{\parallel\alpha}$ - $w_{\parallel\alpha}/v_A$ plane for use in Equation (45).

U_{α}/v_A	γ_m/Ω_p	a	b	w_0/v_A	w_{min}/v_A
0	10^{-4}	0.394	0.958	-0.0150	0.10
0	10^{-3}	0.529	0.949	-0.0143	0.10
0	10^{-2}	0.977	0.876	0.0036	0.10
0.4	10^{-4}	0.219	0.92	0.000	0.15
0.4	10^{-3}	0.272	0.712	0.124	0.15
0.4	10^{-2}	0.749	0.853	0.134	0.20

Table 4
Fit parameters for isocontours of constant γ_m of the FM/W instability in the $T_{\perp\alpha}/T_{\parallel\alpha}$ - $w_{\parallel\alpha}/v_A$ plane for use in Equation (45).

U_{α}/v_A	γ_m/Ω_p	a	b	w_0/v_A	w_{min}/v_A
0	10^{-4}	-0.345	0.742	0.530	0.80
0	10^{-3}	-0.479	0.755	0.640	1.28
0	10^{-2}	-1.052	0.900	0.697	1.90
0.4	10^{-4}	-0.248	0.717	0.458	0.65
0.4	10^{-3}	-0.347	0.707	0.556	0.84
0.4	10^{-2}	-0.812	0.831	0.525	1.47

Table 3
Fit parameters for isocontours of constant γ_m of the FM/W instability in the U_{α}/v_A - $w_{\parallel\alpha}/v_A$ plane for use in Equation (46).

$T_{\perp\alpha}/T_{\parallel\alpha}$	γ_m/Ω_p	a	b	c
0.8	5×10^{-5}	0.047	-0.689	1.408
0.8	1×10^{-4}	0.037	-0.625	1.401
0.8	1×10^{-3}	0.000	-0.359	1.352
0.8	3×10^{-3}	-0.011	-0.205	1.311
0.8	1×10^{-2}	-0.0288	0.039	1.170
0.5	1×10^{-3}	0.198	-1.440	1.789
0.5	3×10^{-3}	0.083	-0.990	1.681
0.5	1×10^{-2}	-0.0352	-0.384	1.468
0.4	5×10^{-5}	0.570	-2.717	2.019
0.4	1×10^{-4}	0.514	-2.541	2.006
0.4	1×10^{-3}	0.315	-1.826	1.923
0.4	1×10^{-2}	-0.0144	-0.568	1.560

bution function will carry waves with modified dispersion relations compared to the initially bi-Maxwellian distribution function. The treatment of such waves, however, lies beyond the scope of this paper.

7. REGULATION OF U_{α} BY INSTABILITIES: THE POSSIBLE ROLE OF LARGE-SCALE MAGNETIC-FIELD-STRENGTH FLUCTUATIONS

In Figure 10, we show the unstable parameter space in the plane $T_{\perp\alpha}/T_{\parallel\alpha}$ vs. U_{α}/v_A for three different values of $w_{\parallel\alpha}/v_A$. For each value of $w_{\parallel\alpha}/v_A$, the unstable region lies above and to the right of the A/IC curves, and below and to

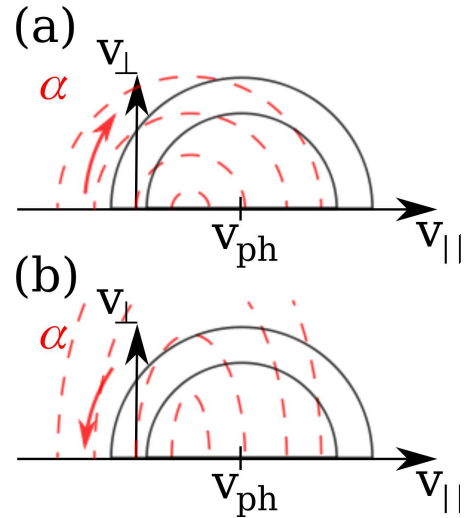


Figure 8. Direction of the diffusive particle flux in velocity space for the resonance with $n = 1$ (A/IC mode). Resonant particles diffuse in the direction tangent to semicircles (black solid lines) centered on the parallel phase velocity $v_{ph} \equiv \omega_{kr}/k_{\parallel}$ at $v_{\parallel} = v_{res} < 0$ from higher phase-space density to lower phase-space density as shown by the red arrow. The drift speed is less than the parallel phase speed of the waves. (a) Isotropic case with $T_{\perp\alpha} = T_{\parallel\alpha}$. The diffusing particles gain kinetic energy and, therefore, damp the wave. (b) Case with $T_{\perp\alpha} > T_{\parallel\alpha}$. The diffusing particles lose kinetic energy, thereby acting to destabilize the wave.

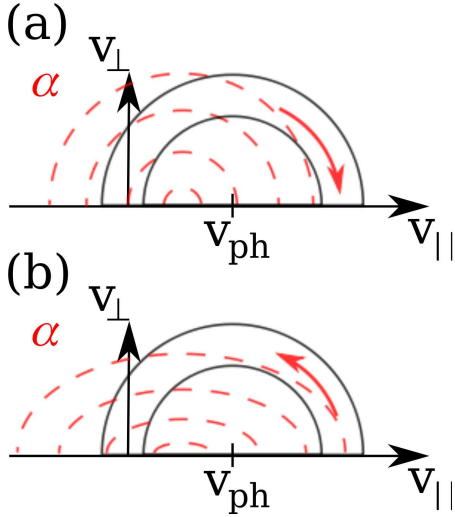


Figure 9. Direction of the diffusive particle flux in velocity space for the resonance with $n = -1$ (FM/W mode). Resonant particles diffuse in the direction tangent to semicircles (black solid lines) centered on the parallel phase velocity $v_{\text{ph}} \equiv \omega_{kr}/k_{\parallel}$ at $v_{\parallel} = v_{\text{res}} > 0$ from higher phase-space density to lower phase-space density as shown by the red arrow. The drift speed is less than the parallel phase speed of the waves. (a) Isotropic case with $T_{\perp\alpha} = T_{\parallel\alpha}$. The diffusing particles gain kinetic energy and, therefore, damp the wave. (b) Case with $T_{\perp\alpha} < T_{\parallel\alpha}$. The diffusing particles lose kinetic energy, thereby acting to destabilize the wave.

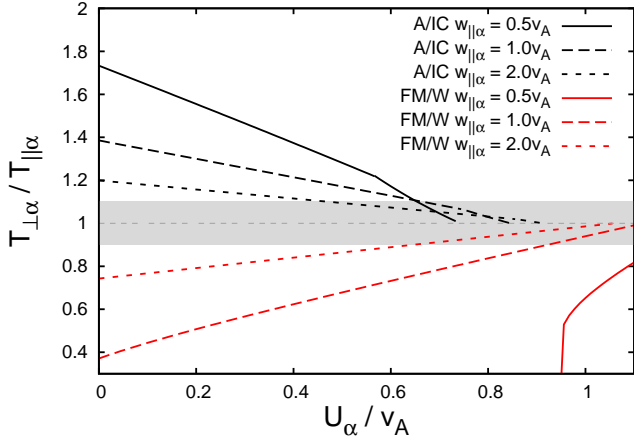


Figure 10. Instability thresholds in the $T_{\perp\alpha}/T_{\parallel\alpha} - U_{\alpha}/v_A$ plane for different values of $w_{\parallel\alpha}/v_A$. We show our analytical thresholds for the A/IC mode with the more restrictive criterion from Equations (27) or (28), respectively, and the analytical threshold for the FM/W modes from (38). We set $\sigma = 2.4$ for the A/IC mode and $\sigma = 2.1$ for the FM/W mode. The grey shaded box indicates the range $0.9 \leq T_{\perp\alpha}/T_{\parallel\alpha} \leq 1.1$.

the right of the FM/W curves. Variations in $|\mathbf{B}|$ at around the 10% level are observed in the solar wind (Tu & Marsch 1995). As alpha particles flow away from the Sun (and past the protons), they alternately move through regions of larger $|\mathbf{B}|$ and smaller $|\mathbf{B}|$, which causes $T_{\perp\alpha}/T_{\parallel\alpha}$ to fluctuate. A qualitative argument that supports this claim follows from the idea of double-adiabatic expansion: if alpha-particle heating and the alpha-particle heat flux are neglected, then $T_{\perp\alpha}/T_{\parallel\alpha} \propto B^3/n_{\alpha}^2$ (Chew et al. 1956; Sharma et al. 2006). As $T_{\perp\alpha}/T_{\parallel\alpha}$ varies, the instability threshold varies. For some solar-wind streams, the alphas may alternate between being susceptible to the A/IC instability and being susceptible to the FM/W instability. For other streams, the sign of $T_{\perp\alpha}/T_{\parallel\alpha} - 1$ may remain fixed,

but the magnitude of this quantity will vary. If at any point, the distribution becomes unstable, the alphas will decelerate (and isotropize), and the deceleration will be cumulative. As a result, due to the combined action of $|\mathbf{B}|$ variations and scattering from instabilities, the alphas can evolve to values of U_{α} and $T_{\perp\alpha}/T_{\parallel\alpha}$ that are below the local instability threshold (see also Seough et al. 2013). This process is illustrated by the shaded rectangle in Figure 10 that represents the range $0.9 \leq T_{\perp\alpha}/T_{\parallel\alpha} \leq 1.1$. For a thermal speed of $w_{\parallel\alpha} = 2v_A$, this effect drives the plasma alternately into the A/IC instability and into the FM/W instability for $U_{\alpha} \gtrsim 0.6v_A$ if $T_{\perp\alpha}/T_{\parallel\alpha}$ varies in that range. In this way, even a plasma that is isotropic on average can be limited in U_{α} to a significantly lower value than prescribed by the thresholds of the isotropic beam instabilities.

8. CONCLUSIONS

We derive analytic instability criteria for parallel-propagating ($k_{\perp} = 0$) Alfvén/ion-cyclotron (A/IC) waves and fast-magnetosonic/whistler (FM/W) waves in the presence of alpha particles that drift with respect to protons at an average velocity $U_{\alpha}\mathbf{B}_0/B_0$. We take the alpha particles to have a bi-Maxwellian distribution function and the protons and electrons to be Maxwellian, and we focus on the case in which $w_{\parallel p} \gtrsim 0.25v_A$. Our analysis is based on Kennel & Wong’s (1967) expression for the growth rate γ_k of plasma waves satisfying the inequality $|\gamma_k| \ll |\omega_{kr}|$. Rather than evaluate the full expression for γ_k , we undertake the more modest task of evaluating the sign of γ_k . Kennel & Wong’s (1967) formula is rigorously correct in the limit $|\gamma_k| \ll |\omega_{kr}|$, but requires knowledge of the precise value of the real part of the frequency ω_{kr} . Our analysis is based on an approximation to the dispersion relation, as well as an approximate treatment of proton cyclotron damping, and our results are therefore not exact. However, as we summarize further below, our approximate analytic results are in good agreement with numerical solutions to the full hot-plasma dispersion relation, which gives us confidence that our approximations are reasonable.

We find that the left-circularly polarized A/IC wave is driven unstable by the $n = 1$ resonance (see Equation (8)) with alpha particles that satisfy $v_{\parallel} < 0$ in the proton frame. In the non-drifting limit ($U_{\alpha} = 0$), this instability corresponds to the parallel ion-cyclotron instability (e.g., Sagdeev & Shafranov 1961; Gary & Lee 1994). In the isotropic limit ($T_{\perp\alpha} = T_{\parallel\alpha}$), this instability corresponds to the parallel Alfvénic instability described by Verscharen et al. (2013). There are two separate instability criteria for this mode. First, the alpha-particle parallel thermal speed $w_{\parallel\alpha}$ needs to be sufficiently large that there is a wavenumber interval $[k_1, k_2]$ in which thermal alpha particles can resonate with the waves but thermal protons cannot. Within this interval, proton cyclotron damping can be neglected. Second, the alpha-particle drift velocity U_{α} and/or temperature anisotropy $T_{\perp\alpha}/T_{\parallel\alpha}$ need to be sufficiently large that resonant interactions between alpha particles and A/IC waves are destabilizing in the interval $[k_1, k_2]$. The mathematical expressions of these criteria are given in Section 3.1.

The right-circularly polarized FM/W wave is driven unstable by the $n = -1$ resonance with alpha particles with $v_{\parallel} > 0$ in the proton frame. In the non-drifting limit ($U_{\alpha} = 0$), this instability corresponds to the parallel firehose instability (Quest & Shapiro 1996; Rosin et al. 2011). In the isotropic limit ($T_{\perp\alpha} = T_{\parallel\alpha}$), this instability corresponds to the parallel magnetosonic instability (Gary et al. 2000a; Li & Habbal 2000). The FM/W wave is unstable if and only if the follow-

ing conditions are satisfied. First, $U_\alpha + \sigma w_{\parallel\alpha}$ needs to be sufficiently large that thermal alpha particles can resonate with the FM/W wave. Second, U_α and/or $T_{\parallel\alpha}/T_{\perp\alpha}$ need to be sufficiently large that there is an interval of wavenumbers, say $[k_3, k_4]$, within which resonant interactions with alpha particles are destabilizing. Third, $w_{\parallel p}$ must be less than a certain threshold (Equation (40)), so that resonant protons are unable to damp the FM/W waves within at least part of the wavenumber interval $[k_3, k_4]$. The mathematical expressions of these criteria are given in Section 3.2.

The quantity σ that appears in our analytic instability criteria is the maximum number of thermal speeds that the resonant particles' v_{\parallel} can be from the center of the distribution before there are too few resonant particles to cause significant amplification or damping of a mode. For example, if the only alpha particles that can resonate with a particular wave are ten thermal speeds out on the tail of the distribution, then there are not enough resonant alpha particles to lead to an appreciable growth rate for that wave. In our analytic calculations, σ functions like a free parameter and is not determined from first principles. The best choice for the value of σ depends upon what is meant by ‘‘significant amplification’’ or ‘‘appreciable growth rate’’ in the above discussion. We choose to set $\sigma = 2.4$ for the A/IC instability and $\sigma = 2.1$ for the FM/W instability for plasmas with $n_\alpha = 0.05n_p$. Using numerical solutions to the full hot-plasma dispersion relation, we find that this choice causes our analytic instability criteria to correspond to parameter combinations for which the maximum growth rate is $\simeq 10^{-4}\Omega_p$ for A/IC waves and FM/W waves. In Section 4, we argue that this choice of σ can be generalized to other solar-wind-relevant values of n_α/n_p by taking $\sigma = [\ln(6250n_\alpha/n_p)]^{1/2}$ for the alpha particles and $\sigma = 2.4$ for the protons in the case of the A/IC instability, and by taking $\sigma = [\ln(1640n_\alpha/n_p)]^{1/2}$ for the alpha particles and $\sigma = 2.1$ for the protons in the case of the FM/W instability. We present numerical solutions to the hot-plasma dispersion relation to support this assertion. With this generalization, our analytic instability criteria can be used to determine whether A/IC and FM/W waves are stable or unstable as a function of the following five dimensionless parameters: $w_{\parallel\alpha}/v_A$, U_α/v_A , $T_{\perp\alpha}/T_{\parallel\alpha}$, $T_{\parallel\alpha}/T_p$, and n_α/n_p . We also present arguments and numerical evidence in Section 4 that the instability thresholds of the parallel-propagating A/IC and FM/W waves are largely insensitive to the value of a sixth parameter, T_e/T_p . Knowledge of how these instability thresholds depend upon the above parameters will be useful for comparing these thresholds with spacecraft observations to test the extent to which A/IC and FM/W instabilities limit the differential flow and temperature anisotropy of alpha particles in the solar wind.

In addition to deriving analytic expressions for the instability thresholds, we use numerical solutions to the hot-plasma dispersion relation to find analytic fits to contours of constant maximum growth rates for A/IC and FM/W waves in both the $w_{\parallel\alpha}/v_A$ - $T_{\perp\alpha}/T_{\parallel\alpha}$ and $w_{\parallel\alpha}/v_A$ - U_α/v_A planes. These fits are presented in Section 5. In Section 6, we use quasilinear theory to describe how some of the instability criteria can be understood in terms of the change in the alpha particles' kinetic energy during resonant wave-particle interactions.

Finally, in Section 7 we discuss the possible role that large-scale magnetic-field fluctuations play in the regulation of U_α and $T_{\perp\alpha}/T_{\parallel\alpha}$. Spacecraft measurements indicate that the magnetic field strength in the solar wind varies on roughly

hour-long time scales at the $\sim 10\%$ level (Tu & Marsch 1995). As alpha particles alternately move through larger- $|\mathbf{B}|$ and smaller- $|\mathbf{B}|$ regions, the value of $T_{\perp\alpha}/T_{\parallel\alpha}$ fluctuates, even in the absence of heating (Chew et al. 1956; Sharma et al. 2006). These fluctuations in $T_{\perp\alpha}/T_{\parallel\alpha}$ subject the alpha particles to a time-varying U_α/v_A instability threshold. As variations in $|\mathbf{B}|$ cause alpha particles to evolve from maximum anisotropy towards isotropy, the U_α/v_A instability threshold for these alpha particles increases, but U_α does not, so that the alpha particles can evolve away from the instability thresholds and into the stable part of parameter space, even if collisions are negligible.

One of the limitations of our analysis is that we have taken the alpha-particle distribution function to be bi-Maxwellian in order to simplify the analysis. In the solar wind, the actual distribution function is probably never bi-Maxwellian (e.g., Isenberg 2012), and thus our treatment is only an approximation. Two other limitations of our analysis are that we have neglected proton temperature anisotropy and restricted our analysis to the case of parallel-propagating waves with $k_\perp = 0$. It will be important to relax these limitations in future research in order to further advance our understanding of kinetic plasma instabilities in the solar wind.

We appreciate helpful discussions with Ben Maruca and Alex Schekochihin. This work was supported in part by grant NNX11AJ37G from NASA's Heliophysics Theory Program, NASA grant NNX12AB27G, NSF/DOE grant AGS-1003451, and DOE grant DE-FG02-07-ER46372.

APPENDIX

COMPARING THE TWO INSTABILITY THRESHOLDS FOR THE A/IC WAVE

In Section 3.1, we found that the two necessary and sufficient conditions for an instability of the A/IC wave are, first, Equation (23) and, second, either Equations (24) and (25) or Equation (26). In this appendix, we describe the conditions under which Equations (24) and (25) lead to the less restrictive ‘‘second condition’’ on U_α and the conditions under which Equation (26) leads to the less restrictive second condition on U_α . Because it is only necessary to satisfy either Equations (24) and (25) or Equation (26), it is the less restrictive of these two possibilities that is relevant for determining the instability threshold.

After some algebra, we find that the right-hand sides of Equations (24) and (26) are equal if either of the following two equations is satisfied:⁵

$$\sigma w_{\parallel p} = \left(\frac{T_{\perp\alpha}}{T_{\parallel\alpha}} - 1 \right) \sigma w_{\parallel\alpha} + \frac{T_{\parallel\alpha}}{2\sigma w_{\parallel\alpha}(T_{\perp\alpha} - T_{\parallel\alpha})} - v_A \quad (\text{A1})$$

or

$$\sigma w_{\parallel p} = 2 \frac{T_{\perp\alpha}}{T_{\parallel\alpha}} \sigma w_{\parallel\alpha} + \frac{v_A^2 T_{\parallel\alpha}}{4\sigma w_{\parallel\alpha} T_{\perp\alpha}} - v_A. \quad (\text{A2})$$

For a fixed value of $T_{\perp\alpha}/T_{\parallel\alpha}$, Equations (A1) and (A2) correspond to two curves in the $w_{\parallel\alpha}/v_A$ - $w_{\parallel p}/v_A$ plane, which are plotted in Figure 11 for the case in which $T_{\perp\alpha} = 1.02T_{\parallel\alpha}$

⁵ Technically, Equation (A1) implies that the right-hand sides of Equations (24) and (26) are equal only if the additional criterion $\sigma w_{\parallel p}/v_A \geq \sqrt{2} - 1$ is also satisfied, but this condition is automatically satisfied because Equation (22) has already restricted our analysis to $\sigma w_{\parallel p} > 0.5v_A$.

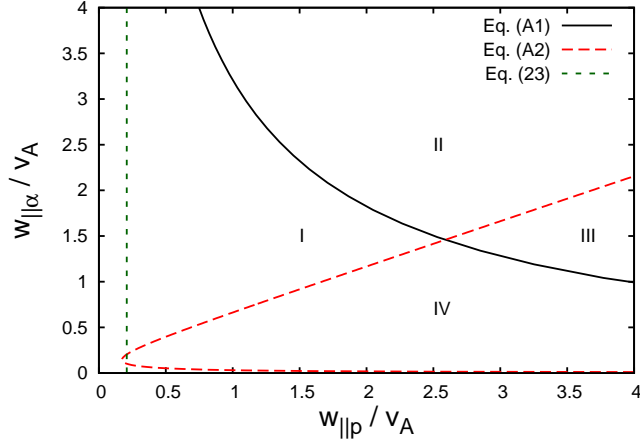


Figure 11. Four regions of parameter space when $T_{\perp\alpha} = 1.02T_{\parallel\alpha}$ and $\sigma = 2.4$. In region I, the necessary and sufficient conditions for instability of the A/IC wave are Equations (26) and (29). In region II, the necessary and sufficient conditions for instability of the A/IC wave are Equations (24), (25), and (29). No instability is possible in regions III and IV.

and $\sigma = 2.4$. These two curves divide the $w_{||\alpha}/v_A - w_{||p}/v_A$ plane up into the four regions, which are labeled in Figure 11. After some additional algebra, one can show that the right-hand side of Equation (29) (which is a restatement of the instability condition in Equation (23)) is less than the right-hand sides of Equations (24) and (26) in regions III and IV. There is thus no interval of U_α values that can satisfy the instability criteria in regions III and IV. On the other hand, the right-hand side of Equation (29) is greater than the right-hand sides of Equations (24) and (26) in regions I and II, and an instability is possible in these two regions. One can show that the right-hand side of Equation (26) is smaller than the right-hand side of Equation (24) in region I, so that Equations (23) and (26) are the necessary and sufficient criteria for instability in region I. In contrast, the right-hand side of Equation (26) in region II, and therefore Equations (23) and (24) are the necessary and sufficient conditions for instability in region II. The minimum value of $\sigma w_{||\alpha}$ in region II is $(0.5v_A T_{\perp\alpha}/T_{\parallel\alpha})[T_{\perp\alpha}/(T_{\perp\alpha} - T_{\parallel\alpha})]^{1/2}$, which is larger than the lower limit in Equation (25); Equation (25) can thus be omitted as a separate condition in region II.

In Figure 12, we re-plot the lines from Equations (A1) and (A2) as in Figure 11 but for different temperature anisotropies. The comparison between these two figures illustrates how region I contracts as the temperature anisotropy increases. The typical parameters of weakly collisional solar-wind streams near 1 AU ($w_{||\alpha} \simeq w_{||p} \simeq v_A$) correspond to region II when $T_{\perp\alpha}/T_{\parallel\alpha} \gtrsim 1.1$ (so that the instability criteria are Equations (23), (24), and (25)) and to region I when $T_{\perp\alpha}/T_{\parallel\alpha} \lesssim 1.1$ (so that the instability criteria are Equations (23) and (26)).

As mentioned in Section 3.1, Equation (24) is the condition that $\omega_{kr} < \omega_{\max}^{A/IC}$ at $k_{||} = k_1$, and Equation (26) is the condition that $\omega_{kr} < \omega_{\max}^{A/IC}$ at $k_{||} = k_2$ (see Figure 1 for the definitions of these quantities). The existence of two alternative conditions, Equations (24) and (26), thus rests on the idea that the most unstable wavenumber can be located at either end of the interval $[k_1, k_2]$. In Figure 13 we illustrate this possibility directly using numerical solutions to the hot-plasma dispersion relation obtained with the NHDS

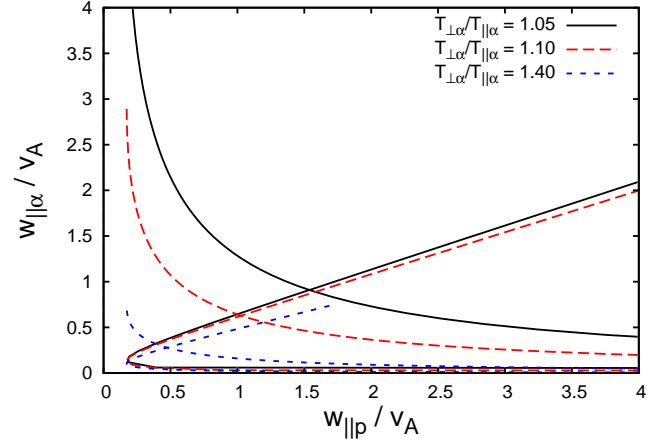


Figure 12. Regions of parameter space in the $w_{||\alpha}/v_A - w_{||p}/v_A$ plane for different $T_{\perp\alpha}/T_{\parallel\alpha}$ and $\sigma = 2.4$. The hyperbolic curves opening upward and to the right are plots of Equation (A1). The hyperbolic curves opening to the right with small opening angle are plots of Equation (A2).

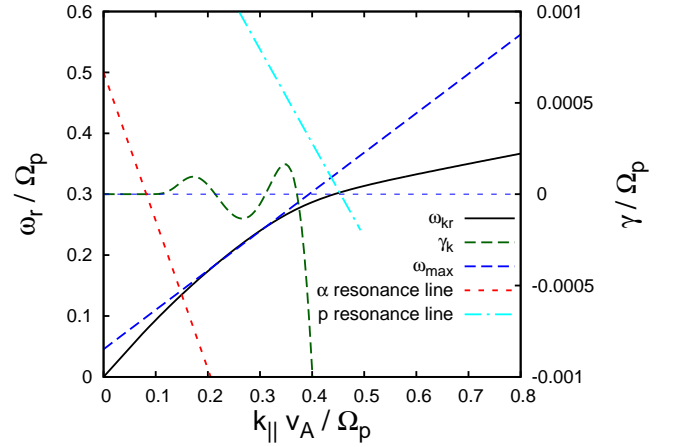


Figure 13. Dispersion relation and resonance conditions for a plasma with $w_{||\alpha} = 2w_{||p} = 1.4v_A$, $T_{\perp\alpha} = 1.17T_{\parallel\alpha}$, $T_p = T_e$, and $U_\alpha = 0.646v_A$. The frequency ω_{kr} and growth rate γ_k are solutions of the hot-plasma dispersion relation obtained from NHDS. This figure illustrates the interplay between the different instability and resonance conditions.

code (Verscharen et al. 2013). We plot the real and imaginary parts of the A/IC wave frequency for the case in which $w_{||\alpha} = 2w_{||p}$ and $T_{\perp\alpha} = 1.17T_{\parallel\alpha}$. The drift speed ($U_\alpha = 0.646v_A$) is chosen in such a way that the maximum-frequency line $\omega_r = \omega_{\max}^{A/IC}$ from Equation (16) intersects with the dispersion relation $\omega_r = \omega_{kr}$ twice between k_1 and k_2 . The wavenumber range in this diagram can be divided into five intervals. In the first interval ($0 < k_{||} v_A / \Omega_p < 0.15$), thermal particles cannot resonate with the waves, and γ_k is vanishingly small. In the second range ($0.15 < k_{||} v_A / \Omega_p < 0.22$), which contains k_1 , thermal alpha particles can resonate with the waves, thermal protons cannot resonate, $\omega_{kr} < \omega_{\max}^{A/IC}$, and $\gamma_k > 0$. In the next interval ($0.22 < k_{||} v_A / \Omega_p < 0.3$), $\omega_{kr} > \omega_{\max}^{A/IC}$, alpha particles damp the waves, and $\gamma_k < 0$. The growth rate then becomes positive again in the fourth interval, ($0.3 < k_{||} v_A / \Omega_p < 0.38$), because ω_{kr} is again $< \omega_{\max}^{A/IC}$. This fourth interval contains wavenumbers near k_2 . In the fifth wavenumber interval ($k_{||} v_A / \Omega_p > 0.38$), the number of resonant protons is sufficiently large to damp the waves, and the damping rate in-

creases with k_{\parallel} because of the increase in the number of resonant protons.

REFERENCES

- Araneda, J. A., Viñas, A. F., & Astudillo, H. F. 2002, *J. Geophys. Res.*, 107, 1453
- Bale, S. D., Kasper, J. C., Howes, G. G., et al. 2009, *Phys. Rev. Lett.*, 103, 211101
- Bame, S. J., Asbridge, J. R., Feldman, W. C., & Gosling, J. T. 1977, *J. Geophys. Res.*, 82, 1487
- Chandran, B. D. G., Pongkitiwanchakul, P., Isenberg, P. A., et al. 2010, *ApJ*, 722, 710
- Chew, G. F., Goldberger, M. L., & Low, F. E. 1956, *Proceedings of the Royal Society of London A*, 236, 112
- Daughton, W., & Gary, S. P. 1998, *J. Geophys. Res.*, 103, 20613
- Gary, S. P., & Lee, M. A. 1994, *J. Geophys. Res.*, 99, 11297
- Gary, S. P., Yin, L., Winske, D., et al. 2003, *J. Geophys. Res.*, 108, 1068
- Gary, S. P., Yin, L., Winske, D., & Reisenfeld, D. B. 2000a, *J. Geophys. Res.*, 105, 20989
- . 2000b, *Geophys. Res. Lett.*, 27, 1355
- Goldstein, B. E., Neugebauer, M., Zhang, L. D., & Gary, S. P. 2000, *Geophys. Res. Lett.*, 27, 53
- Gomberoff, L., & Elgueta, R. 1991, *J. Geophys. Res.*, 96, 9801
- Hasegawa, A. 1972, *J. Geophys. Res.*, 77, 84
- Hellinger, P., Trávníček, P., Kasper, J. C., & Lazarus, A. J. 2006, *Geophys. Res. Lett.*, 33, 9101
- Hellinger, P., Trávníček, P., Mangeney, A., & Grappin, R. 2003, *Geophys. Res. Lett.*, 30, 050000
- Hellinger, P., & Trávníček, P. M. 2011, *J. Geophys. Res.*, 116, 11101
- Isenberg, P. A. 2012, *Phys. Plasmas*, 19, 032116
- Kaghashvili, E. K., Vasquez, B. J., Zank, G. P., & Hollweg, J. V. 2004, *J. Geophys. Res.*, 109, 12101
- Kasper, J. C., Lazarus, A. J., & Gary, S. P. 2002, *Geophys. Res. Lett.*, 29, 17000
- . 2008, *Phys. Rev. Lett.*, 101, 261103
- Kasper, J. C., Stevens, M. L., Lazarus, A. J., Steinberg, J. T., & Ogilvie, K. W. 2007, *ApJ*, 660, 901
- Kennel, C. F., & Wong, H. V. 1967, *J. Plasma Phys.*, 1, 75
- Li, X., & Habbal, S. R. 2000, *J. Geophys. Res.*, 105, 7483
- Lu, Q., Du, A., & Li, X. 2009, *Phys. Plasmas*, 16, 042901
- Marsch, E., Rosenbauer, H., Schwenn, R., Muehlhaeuser, K.-H., & Neubauer, F. M. 1982a, *J. Geophys. Res.*, 87, 35
- Marsch, E., Schwenn, R., Rosenbauer, H., et al. 1982b, *J. Geophys. Res.*, 87, 52
- Marsch, E., & Verscharen, D. 2011, *J. Plasma Phys.*, 77, 385
- Maruca, B. A., Kasper, J. C., & Gary, S. P. 2012, *ApJ*, 748, 137
- Matteini, L., Landi, S., Hellinger, P., et al. 2007, *Geophys. Res. Lett.*, 34, 20105
- Montgomery, M. D., Gary, S. P., Feldman, W. C., & Forslund, D. W. 1976, *J. Geophys. Res.*, 81, 2743
- Podesta, J. J., & Gary, S. P. 2011, *ApJ*, 742, 41
- Quest, K. B., & Shapiro, V. D. 1996, *J. Geophys. Res.*, 101, 24457
- Reisenfeld, D. B., Gary, S. P., Gosling, J. T., et al. 2001, *J. Geophys. Res.*, 106, 5693
- Rosin, M. S., Schekochihin, A. A., Rincon, F., & Cowley, S. C. 2011, *MNRAS*, 413, 7
- Sagdeev, R. Z., & Shafranov, V. D. 1961, *Sov. Phys. JETP*, 12, 130
- Seough, J., Yoon, P. H., Kim, K.-H., & Lee, D.-H. 2013, *Phys. Rev. Lett.*, 110, 071103
- Sharma, P., Hammett, G. W., Quataert, E., & Stone, J. M. 2006, *ApJ*, 637, 952
- Stix, T. H. 1992, *Waves in plasmas*
- Tu, C.-Y., & Marsch, E. 1995, *Space Sci. Rev.*, 73, 1
- Verscharen, D. 2012, PhD thesis, Technische Universität Braunschweig
- Verscharen, D., Bourouaine, S., & Chandran, B. D. G. 2013, *ApJ*, in press
- Verscharen, D., & Chandran, B. D. G. 2013, *ApJ*, 764, 88
- Verscharen, D., & Marsch, E. 2011, *J. Plasma Phys.*, 77, 693