

Galactic Constraints on Supernova Progenitor Models

I. A. Acharova,¹ B. K. Gibson,² Yu. N. Mishurov¹ and V. V. Kovtyukh³

¹ Department of Physics, Southern Federal University, 5 Zorge, Rostov-on-Don, 344090, Russia
e-mail: iaacharova@sfedu.ru (IAA); unmishurov@sfedu.ru (YuNM)

² Jeremiah Horrocks Institute, University of Central Lancashire, Preston, PR1 2HE, UK
e-mail: brad.k.gibson@gmail.com

³ Astronomical Observatory, Odessa National University, and Isaac Newton Institute of Chile, Odessa Branch, T.G. Shevchenko Park, 65014, Odessa, Ukraine
e-mail: val@deneb1.odessa.ua

Received January 23, 2020; accepted

ABSTRACT

Aims. To estimate the mean masses of oxygen and iron ejected per each type of supernovae (SNe) event from observations of the elemental abundance patterns in the Galactic disk and constrain the relevant SNe progenitor models.

Methods. We undertake a statistical analysis of the radial abundance distributions in the Galactic disk within a theoretical framework for Galactic chemical evolution which incorporates the influence of spiral arms. Such a framework has been shown to recover the non-linear behaviour in radial gradients, and enables one to estimate the mean masses of oxygen and iron ejected during SNe explosions, and place constraints on SNe progenitor models.

Results. (i) The mean mass of oxygen ejected per core-collapse SNe (CC SNe) event (which are concentrated within spiral arms) is $\sim 0.27 M_{\odot}$; (ii) the mean mass of iron ejected by ‘tardy’ Type Ia SNe (SNeIa; progenitors of whom are older/longer-lived stars with ages $\gtrsim 100$ Myr and up to several Gyr, which do not concentrate within spiral arms) is $\sim 0.58 M_{\odot}$; (iii) the upper mass of iron ejected by prompt SNeIa (SNe whose progenitors are younger/shorter-lived stars with ages $\lesssim 100$ Myr, which are concentrated within spiral arms) is $\leq 0.23 M_{\odot}$ per event; (iv) the corresponding mean mass of iron produced by CC SNe is $\leq 0.04 M_{\odot}$ per event; (v) short-lived SNe (core-collapse or prompt SNeIa) supply $\sim 85\%$ of the Galactic disk’s iron.

Conclusions. The inferred low mean mass of oxygen ejected per CC SNe event implies a low upper mass limit for the corresponding progenitors of $\sim 23 M_{\odot}$, otherwise the Galactic disk would be overabundant in oxygen. This inference is the consequence of the non-linear dependence between the upper limit of the progenitor initial mass and the mean mass of oxygen ejected per CC SNe explosion. The low mean mass of iron ejected by prompt SNeIa, relative to the mass produced by tardy SNeIa (~ 2.5 times lower), prejudices the idea that both sub-populations of SNeIa have the same physical nature. We suggest that, perhaps, prompt SNeIa are more akin to CC SNe, and discuss the implications of such a suggestion.

Key words. Nuclear reactions. nucleosynthesis, abundances – stars: supernovae – Galaxy: evolution

1. Introduction

Supernovae (SNe) play a pivotal role in driving our understanding of the cosmology of the Universe and the formation of life within it. SNe supply the surrounding interstellar medium (ISM) with energy, cosmic rays, and the heavy elements necessary for building planets and complex biological life (Lineweaver et al. 2004). The knowledge that a sub-set of Type Ia SNe (SNeIa) could be considered as standard candles, allowed them to be used as ‘standard candles’, resulting in the determination of both the Universe’s present-day expansion rate (Gibson et al. 2000) and its acceleration (Riess et al. 1998; Perlmutter et al. 1999), thereby providing evidence for the existence of ‘dark energy’.

While tempting to think of SNeIa as a uniform population, with progenitors of ages typically on the order of several billion years, more recent works suggest that they consist of two sub-populations: (i) ‘prompt’ SNeIa (denoted hereafter as SNeIa-P) – their progenitors are relatively short-lived stars of ages of several tens of millions of years up to ~ 100 Myr, and (ii) ‘tardy’ SNeIa (denoted hereafter as SNeIa-T) – their progenitors are relatively longer-

lived systems with ages from ~ 100 Myr up to several Gyrs (Matteucci & Greggio 1986; Bartunov et al. 1994; Mannucci et al. 2005, 2006; Maoz et al. 2010; Li et al. 2011). This ‘diversity’ means cosmologists have had to be careful in their application of SNeIa as standard candles. Indeed, SNeIa-P are brighter objects than tardy ones (Mannucci et al. 2005; Sullivan et al. 2006), and have therefore been more readily seen in distant galaxies. If the prompt SNeIa did not obey the ‘pattern’ usually associated with SNeIa, they may have distorted the observed inferences, due to selection effects.

Core-collapse SNe (CC SNe) progenitors are known to be of higher mass than those of SNeIa, but whether they are associated with the *most* massive stars has been called into question, with analyses of their pre-SNe progenitors suggesting masses less than about $20 M_{\odot}$ (e.g., Kochanek et al. 2008; Smartt et al. 2009). The latest developments in the field have unfortunately not clarified the situation. For example, Brown & Woosley (2013) suggest that stars of masses up to $120 M_{\odot}$ should explode as CC SNe, based upon the assumption that the ^{16}O abundance of the Sun corresponds to the typical value encountered in the Galactic

disk. Conversely, Eldridge et al. (2013) argue persuasively for a much lower CC SNe upper mass limit.

It may seem surprising at first, but chemical fingerprints held within the Galaxy’s disk may impose important, unforeseen, constraints on the breadth of SNe progenitors. We will show that the mean masses of oxygen and iron ejected per CC SNe event and iron per SNeIa-P appear to be significantly lower than usually assumed. A lower mean ejected mass of oxygen per CC event supports the inferences of Heger et al. (2003), Kochanek et al. (2008), Smartt et al. (2009), Moriya et al. (2011), and others, who suggest that extremely massive stars do not explode as CC SNe (and therefore do not pollute the surrounding ISM with heavy elements), in order to avoid an overproduction ‘problem’ for oxygen within the Galaxy. However, if that is the case, we are faced with a conundrum, in that present observations certainly demonstrate the existence of very massive stars, up to $\sim 100 M_{\odot}$ (e.g., Schnurr et al. 2008; de Mink et al. 2009; Crowther 2010). Can we state with certainty that these very massive stars will not end their lives as CC SNe? In this sense, and being counter to conventional wisdom governing CC SNe searches, a strategy for searching events associated with a massive star disappearing ‘quietly’, rather than in a spectacular explosion, appears an interesting approach (Kochanek et al. 2008).

Canon suggests that sub-luminous SNeIa produce little in the way of nickel (and hence iron, via radioactive decay), while luminous SNeIa eject significantly more (e.g. Gonzalez-Gaitan et al. 2011; Truran et al. 2012). However, as we will demonstrate, our results suggest that the mean mass of iron ejected per SNeIa-P is lower than that produced per SNeIa-T, by a factor of ~ 2.5 . The low ejected masses of iron from SNeIa-P, along with the extremely low one produced by CC SNe, encourages the suggestion that the nature of prompt SNeIa is, likely, dissimilar to that of the standard model of SNeIa.

2. Methodology

The basis of Galactic chemical evolution is predicated upon theoretical studies of pre-SN stellar evolution, and in particular the predicted yield of a given isotope, much as we have adopted in our earlier work (Gibson 1997; Mishurov et al. 2002; Acharova et al. 2005ab,2010,2011,2012; Lewis et al. 2013).

In the present paper, we re-formulate this classical approach and instead *derive* the mean ejected masses of oxygen and iron making use of an extensive observational dataset of Cepheid abundances (Acharova et al. 2012, hereafter AMK), the frequencies of various SNe sub-type event rates from the LOSS survey (Li et al. 2011), and refined statistical methods for the analysis of the non-linear radial distributions of oxygen and iron in the Galactic disk, as per Acharova et al. (2011, hereafter AMR) and AMK.

Oxygen was chosen for this work as its radial distribution demonstrates a distinct ‘feature’ in its distribution – a sharp ‘bend’ in the slope of the distribution in moving from the inner (relative to the Sun) part of the disk to the outer part (see below). Besides, oxygen is mainly produced by CC SNe which are concentrated within spiral arms; as shown in earlier papers in this series, the so-called co-rotation resonance of Galactic spiral density waves with rotating matter of the disk is responsible for this feature. Hence, oxygen can be considered as something of a ‘clean’

indicator of the spiral arms’ influence on the radial distribution of heavy elements in the Galactic disk.

Conventional wisdom suggests that ~ 60 – 70% of iron in the Galaxy was produced by SNeIa (Gibson 1998, and references therein). If all SNeIa were associated with old stars alone, we would not expect to see any obvious feature in the radial distribution of iron. This picture changed with the work of Andrievsky et al. (2002abc) who showed that iron also demonstrates an inflection, albeit not as sharp as that seen for oxygen, but the change in its radial gradient is noticeable and located close to the bend seen in the oxygen distribution. Such a coincidence was difficult to explain, initially, since old stars do not concentrate in spiral arms (Mishurov & Acharova 2011), but the discovery of two sub-populations of SNeIa (as noted in §1) provided a means by which to explain this apparent problem. Such ‘features’ enable us to decompose the contributions of various sources of iron synthesis.

Finally, having the mean ejected masses of oxygen, we derive constraints on the upper masses of stars exploding as CC SNe using a technique similar to that used by Gibson (1998). Contrary to the aforementioned conventional wisdom, we now infer that the short-lived SNe (i.e., CC SNe or SNeIa-P) supply $\sim 85\%$ of the Galaxy’s iron (cf. ~ 30 – 40% , from our earlier work: Gibson 1998; Matteucci 2004; Acharova et al. 2010; AMK).

2.1. Observational Data

Fig. 1 illustrates the aforementioned feature, as seen in the Milky Way’s radial (r) distributions of oxygen¹ and iron. Here, $[X/H] = \log(N_X/N_H)_{star} - \log(N_X/N_H)_{\odot}$, where $N_{X,H}$ is the number of atoms of element X or hydrogen, respectively. The angle brackets (y -axis), $\langle \dots \rangle$, mean that we have divided r into bins of 500 pc width and averaged the corresponding data within each bin.

The observational material is based on spectroscopic data for 283 classical Cepheids (872 spectra in total; abundances given by AMK in their Table 2). Cepheids have been employed due to their intrinsic luminosities being sufficient to allow their observation at significant distances from the Sun; they also possess precise distances, and are sufficiently young as to represent abundances in the ISM at the time and location of their birth. For the given sample, both iron and oxygen abundance determinations exist for the bulk of the Cepheids.

The radial distribution of oxygen demonstrates a sufficiently sharp break in its behaviour near $r \sim 7$ kpc (for the solar Galactocentric distance, we adopt $r_0 \equiv 7.9$ kpc). However, for iron, there is no such sharp ‘bend’ in the gradient at the same distance, although it is still clear that its distribution cannot be satisfactorily described by a singular linear function. In what follows, we restrict ourselves to radii $r \leq 10.5$ kpc.

¹ Similar ‘structure’ in the radial oxygen abundance gradient is seen in both M83 (Bresolin et al. 2009) and NGC 5668 (Marino et al. 2012).

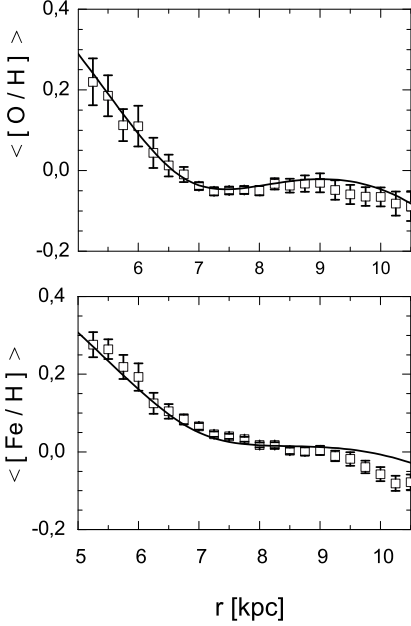


Fig. 1. Open squares are the averaged observed radial distributions of oxygen (upper panel) and iron (bottom panel) derived using Cepheids in the Milky Way (data taken from AMK). The error-like bars are the standard deviations of the corresponding mean values. The solid lines are the best fitted theoretical radial abundance distributions (see §3.1).

2.2. Equations for the Chemical Evolution of the ISM

The formalism employed to model the chemical evolution of the Galactic disk is based upon the classical 1D (radial) approach of Tinsley (1980):

$$\dot{\mu}_g = f - \psi + \int_{m_L}^{m_U} (m - m_w) \psi(t - \tau_m) \phi(m) dm, \quad (1)$$

$$\dot{\mu}_j = \int_{m_L}^{m_U} (m - m_w) Z_j(t - \tau_m) \psi(t - \tau_m) \phi(m) dm + E_j^{\text{Ia}} + E_j^{\text{cc}} + f Z_{j,f} - Z_j \psi + \frac{1}{r} \frac{\partial}{\partial r} \left(r \mu_g D \frac{\partial Z_j}{\partial r} \right). \quad (2)$$

Here μ_g is the surface mass density of the interstellar gas (ISG), $f = f_0 \exp(-r/r_d - t/t_f)$ is the infall rate of intergalactic gas onto the Galactic disk with temporal and radial scales of $t_f = 2$ Gyr (AMR) and $r_d = 3.5$ kpc (Marcon-Uchida et al. 2010), respectively. f_0 is computed using the normalizing condition that the total surface density of the Galactic disk (stellar + gaseous) at the Sun’s galactocentric distance r_0 at the present epoch ($t = T_D = 10$ Gyr, where T_D is the age of the disk), is $50 M_\odot \text{ pc}^{-2}$ (Haywood et al. 1997; Portinari & Chiosi 1999). ψ is the star formation rate (SFR), m the stellar mass (in solar mass units), τ_m the lifetime of a star of mass m (in Gyr), where $\log(\tau_m) = 0.9 - 3.8 \log(m) + \log^2(m)$ (Tutukov & Kruegel 1980; cf. Fig 1 of Gibson 1997), and $\phi(m)$ the adopted

Kroupa et al. (1993) initial mass function (IMF). m_w is the mass of stellar remnants (white dwarfs, neutron stars, and black holes): for $m \leq 10$, $m_w = 0.65m^{1/3}$; in the range $10 < m < 30$, $m_w = 1.4$ (neutron star); for $30 \leq m < m_U$, the remnant is assumed to be a black hole of $m_w = 10$; finally, for $m \geq m_U = 70$ the stars are assumed to collapse to black holes immediately after their birth and removed from future chemical evolution (Tsujiimoto et al. 1995). The lower stellar mass limit is taken to be $m_L = 0.1 M_\odot$, μ_j is the surface mass density of oxygen or iron ($j=O$ or $j=Fe$, respectively), $Z_j = \mu_j/\mu_g$ is the mass fraction for the elements in the interstellar medium, $Z_{j,f}$ is the metallicity of the infalling gas, while t is time. The last term in equation (2) describes the radial diffusion of the elements, the expression for the diffusion coefficient, D , being given by Acharova et al. (2010).

We take the ‘edge’ of the Galactic disk to be $r = R_G \equiv 25$ kpc; for the initial conditions, we assume $\mu_g(t=0) = 0$ and $Z_j(t=0) = Z_{j,f}$. We experimented with various initial fractions ($Z_{O,f}/Z_{O,\odot} = 0.02, 0.05$, and 0.1 , with the adopted fraction for iron being $Z_{Fe,f} = 0.02 Z_{Fe,\odot}$). Parameter space studies such as these allow us to assess the sensitivity of the results - especially the predicted $[O/Fe]$ ratio - to the conditions at the epoch of Galactic disk formation (e.g., Renda et al. 2005; Fuhrmann & Bernkopf 2008).

The enrichment rates, E_j^i , of the Galaxy for the j th chemical element due to the explosion of the i th type of SNe - CC SNe ($i = cc$) or SNeIa ($i = \text{Ia}$) are given by the expression (Tinsley 1980):

$$E_j^i(r, t) = P_j^i R^i(r, t), \quad (3)$$

where R^i are the rates of the i th type of SNe explosions per unit of surface area, and P_j^i are the mean masses of the j th element ejected per i th type of SN event. The above mean ejected masses, P_j^i , are our target free parameters.

To close the equations, a Schmidt-like approximation for the star formation is often adopted (i.e., $\psi \propto \mu_g^k$, with $k \sim 1.5$: Kennicutt 1998). However, to explain the formation of the ‘structure’ in the radial gradient of oxygen (and iron), we adopt a formalism for ψ which explicitly takes into account the effects of the spiral arms. We follow the prescription proposed by Wyse & Silk (1989, hereafter WS) and Portinari & Chiosi (1999, hereafter PC) which is based on the popular suggestion that Galactic spiral shocks stimulate star formation (e.g., Roberts 1969; Shu et al. 1972). In this prescription, the functional form follows $\psi \propto |\Omega(r) - \Omega_P|^k$, where $\Omega(r)$ is the angular rotation velocity of the Galactic matter and Ω_P is the rotation velocity of the Galactic spiral waves responsible for the arms. WS and PC assume that: (i) Galactic spiral shocks stimulate formation of stars of all masses (both high and low), and (ii) the co-rotation resonance, r_c , where $\Omega(r_c) = \Omega_P$, is situated at the edge of the Galactic disk (Lin et al. 1969). In what follows, we adopt the aforementioned equations of galactic chemical evolution, including the effects of spiral arms, under the assumption that spiral arms stimulate formation of sufficiently massive stars, but now considering the case for which the corotation resonance is situated close to the Sun.²

² Such a model for the Galaxy’s spiral density wave pattern was first proposed by Marochnik et al. (1972) and Cr ez e & Menn esier (1973); see also Mishurov et al. (1979, 1997, 1999) and L epine et al. (2001).

2.3. Formation of the Galactic Gaseous Disk

Until recently, little consensus existed as to the role of spiral arms in triggering star formation across the full spectrum of stellar masses. For our work, though, what is important is whether or not the sources of heavy elements are concentrated within the arms at the moment of ejection of the synthesized elements to the surrounding ISM. Observations do demonstrate that CC SNe *are* strongly associated with the spiral arms (Bartunov et al. 1994; Li et al. 2011). Progenitors of CC SNe are massive stars ($m > 8 M_\odot$) with very short lifetimes ($\tau \lesssim 20$ Myr). As such, they have not had sufficient time to move significantly from their birth location within the arm. Conversely, as noted in §1, the progenitors of SNeIa-T have lifetimes in excess of ~ 100 Myr (up to several Gyr or more - Matteucci & Greggio 1986). Even if these (lower mass) progenitors had been born in the spiral arms, by the time of their explosion, they now appear uniformly distributed in Galactic azimuth (Mishurov & Acharova 2011). Finally, SNeIa-P are strongly associated with the spiral arms (Bartunov et al. 1994; Li et al. 2011) and the ages of their progenitors may be estimated to be $\lesssim 100$ Myr.³ (Mannucci et al. 2005, 2006; Matteucci et al. 2006; Maoz et al. 2010; cf. Matteucci & Greggio 1986).

Since the mass of a single star with lifetime ~ 100 Myr is $\sim 4 M_\odot$, we split the star formation rate (SFR) into the rates of high, ψ_H , and low, ψ_L , stellar mass formation for $m > 4 M_\odot$ and $m < 4 M_\odot$, respectively. Using $\psi \equiv \psi \int_{m_L}^{100} m \phi(m) dm$, we re-cast the second term in the right hand-side of equation (1) as:

$$\psi = \psi_L \int_{m_L}^4 m \phi dm + \psi_H \int_4^{100} m \phi dm. \quad (4)$$

Here, $m = 100 M_\odot$ is the upper mass limit for stars at the time of their birth (Romano et al. 2005), whereas $m_U = 70$ in equations (1) and (2) is the upper mass of stars which take part in the Galactic matter circulation.

In the classical 1D approach to chemical evolution, it is impossible to consider the scattering of long-lived stars over the Galactic disk (cf. Mishurov & Acharova (2011)). As such, we assume that low mass stars are not concentrated within spiral arms (a fairly conservative assumption given the reasonably long lifetimes of these stars). What this means is that for ψ_L we use the usual star formation formalism:

$$\psi_L = \nu \mu_g^k(r, t), \quad (5)$$

where ν is a normalizing coefficient (see below).

As was shown by Bartunov et al. (1994) and Anderson et al. (2012), CC SNe are tightly linked with HII regions and their azimuthal distributions are consistent with density and/or galactic shock waves (e.g., Roberts 1969; Boeshaar & Hodge 1977). Hence, the formalism for ψ_H may be written as $\psi_H = \Pi \mu_g^k$, where $\Pi = \alpha \exp[-(\theta - \theta_s)/\delta]$ represents the profile of the galactic shock with azimuth angle θ , α is the peak value of Π at the shock front, θ_s is the location of the shock, and δ is the typical width of an arm in units

³ To cross an interarm distance, it takes the time interval $\sim \pi |\Omega - \Omega_P|^{-1} \sim 100$ Myr. Hence we can adopt the above value as the boundary one separating the prompt short-lived sub-population of SNeIa which concentrates in spiral arms from tardy long-lived SNeIa which do not concentrate in arms.

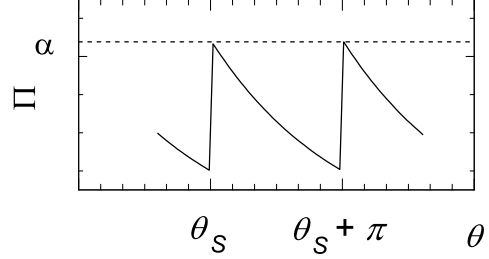


Fig. 2. The schematic dependence of Π on θ , where θ_s is the location of the shock front and α is the peak value of Π at the shock front.

of Galactic azimuth (Fig 2). Such a formalism is valid for $\theta_s < \theta < \theta_s + \pi$; for other angles, the expression for Π is derived by means of a periodicity condition.

To pass from 2D (r, θ -representation) to 1D (r -representation), we average ψ_H over θ and derive:

$$\langle \Pi \rangle = \frac{1}{2\pi} \int_{\theta}^{\theta+2\pi} \Pi d\theta = \alpha \frac{\delta}{\pi} (1 - e^{-\pi/\delta}).$$

The shock intensity is well-approximated by $\alpha \propto r |(\Omega - \Omega_P)|$ (Roberts et al. 1975) and δ can be estimated as $\delta \approx (d/r) \sin(p)$, where p is the pitch angle of a spiral arm and d is the typical width of an arm in the direction perpendicular to it. It is easy to show that $\delta < 1$. This then yields the same approximation for ψ_H which was proposed by WS and PC:

$$\psi_H = \beta |\Omega(r) - \Omega_P| \mu_g^k. \quad (6)$$

Here, the coefficient β includes the constants of proportionality which enter the above model representations.

In the end, equation (1) can be reduced to the following form:

$$\begin{aligned} \dot{\mu}_g(r, t) = & f(r, t) - \psi_L(r, t) \int_{m_L}^4 m \phi dm + \\ & + \int_{m_L}^{m_U} (m - m_w) \psi_L(r, t - \tau_m) \phi(m) dm - \\ & - \psi_H(r, t) \left[\int_{m_U}^{100} \phi(m) dm + \int_4^{m_U} m_w \phi(m) dm \right]. \end{aligned} \quad (7)$$

Here, for massive stars we use explicitly the instantaneous recycling approximation.

In the computations which follow, we use the rotation curve based upon that of Clemens (1985), adjusted for the adopted scale:

$$r\Omega(r) = 260 \cdot \exp\left\{-\left[\frac{r}{150} + \left(\frac{3.6}{r}\right)^2\right]\right\} + 360 \cdot \exp\left[-\left(\frac{r}{3.3} + \frac{0.1}{r}\right)\right].$$

The rotation curve with the adopted $\Omega_P = 33 \text{ km s}^{-1} \text{ kpc}^{-1}$ is shown in Fig 3. The corotation resonance is situated at $r_c \sim 7 \text{ kpc}$ (AMR, AMK). In the expression for ψ_H , we

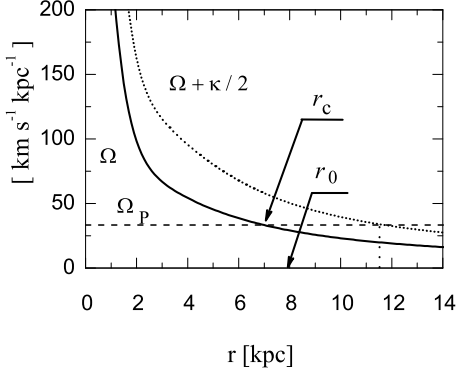


Fig. 3. The rotation curve (solid line) plotted alongside $\Omega + \kappa/2$ (dotted line, where κ is the epicyclic frequency). The vertical dotted line shows the location of the outer Lindblad resonance (at $r_{out} \sim 11.5$ kpc).

introduce a cut-off factor at the outer Lindblad resonance, r_{out} , which exponentially decreases beyond the resonance with a scale ~ 0.5 kpc, whereas following WS and PC we do not restrict the region of massive star formation by the inner Lindblad resonance.⁴

Equations (5) to (7) have two free parameters: ν and β . They are fitted so as to ensure the solution satisfies the normalizing conditions: (i) $\mu_g(r_0, T_D) = \mu_{g0} = 10 M_\odot \text{ pc}^{-2}$ (Haywood et al. 1997), and (ii) the computed theoretical frequency for CC SNe events in our Galaxy at the present epoch, F_{th}^{cc} , equates to the observed value: $F_{obs}^{cc} \sim 2.3$ per century (Li et al. 2011).

The theoretical frequencies for the i th type of SNe event, F_{th}^i , are computed through the corresponding rates R^i as:

$$F_{th}^i = 2\pi \int_0^{R_G} R^i(r, T_D) r dr, \quad (8)$$

where $R_G \equiv 25$ kpc is the adopted radial extend of the Galaxy and the rate for CC SNe events is:

$$R^{cc}(r, t) = \psi_H(r, t) \int_8^{m_U^{cc}} \phi(m) dm, \quad (9)$$

where m_U^{cc} is the upper limit to the initial mass of CC SNe progenitors. Since its value is not known *a priori*, initially we adopt $m_U^{cc} = m_U$.

Finally, to solve the above equations and derive $\mu_g(r, t)$ we employ the following iterative procedure. At the first step, we suppose that $\beta = 0$ and solve the corresponding equations for a set of ν , seeking the minimum of the discrepancy $\Delta_\mu = [\mu_g(r_0, T_D) - \mu_{g0}]^2$. Then, for the $\mu_g(r, T_D)$ which corresponds to $\min \Delta_\mu$, we compute the theoretical frequency F_{th}^{cc} , equate it to the observed one, F_{obs}^{cc} , and derive β . After that we repeat the numerical solution of the above equations with the renewed β again for a set of ν ,

⁴ Khoperskov et al. (2012) showed that the inner Lindblad resonance has little influence on spiral density wave generation.

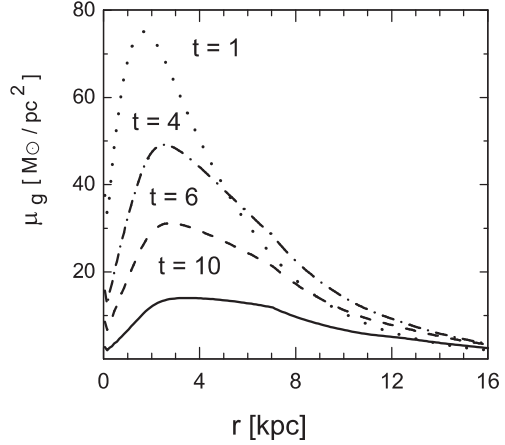


Fig. 4. Temporal evolution of the radial gas surface density distribution $\mu_g(r, t)$; see text for details.

determine the new ν corresponding to $\min \Delta_\mu$, and calculate the corrected β . Such a procedure is repeated iteratively until convergence is reached. For the starting value of $m^{cc} = 70 M_\odot$ the free parameters inferred are as follows: $\nu = 0.07421 M_\odot^{-0.5} \text{ pc}^{-2} \text{ Gyr}^{-1}$; $\beta = 0.02309 M_\odot^{-0.5} \text{ pc}$ (their corrected values will be given in §3.1). In Fig. 4 we show the temporal evolution of the gaseous density for the final parameters after their corrections (see §3.1 for details).⁵

2.4. Rates of SNeIa Events

‘Tardy’ SNeIa are not concentrated in spiral arms, and we describe their event rate usually as:

$$R^{\text{Ia-T}}(r, t) = \zeta \int_{\tau_S}^t \psi_L(r, t - \tau) D_T(\tau) d\tau, \quad (10)$$

where D_T is the part of the ‘Delay Time Distribution’ (DTD) function for the tardy sub-population (Mannucci et al. 2006; Matteucci et al. 2006; Maoz et al. 2010) and τ is the time delay between the birth of a corresponding progenitor and its explosion (below we give the results for the smooth DTD function of Maoz et al. 2010; the results for the bimodal one of Mannucci et al. 2006 are close to that described below). The constant ζ is derived by means of computing $F_{th}^{\text{Ia-T}}$ and equating it to $F_{obs}^{\text{Ia-T}}$.

⁵ In our previous papers (e.g., AMR and AMK) we followed *literatim*, the idea of Oort (1974) and introduced the factor $|\Omega - \Omega_P|$ into the enrichment rates E_j^{cc} and $E_j^{\text{Ia-P}}$ as an additional multiplier retaining the same Schmidt-like representation for SFR ($\propto \mu_g^k$) for stars of all masses. But in the present paper, we explicitly split the star formation rate into low and high mass components and approximate them by different functional representations (cf. equations 5 and 6). As a consequence, we derive a radial density distribution for the gas which differs significantly from that which was obtained in our earlier work. In particular, we now predict a surface density distribution with a ‘hole’ in the center which resembles closely the observed one of Dame (1993). Such quantitative and qualitative changes have entailed the changes in the sought-for parameters.

Since the prompt sub-population is concentrated in spiral arms, their event rate is functionally comparable to that of the CC SNe:

$$R^{\text{Ia-P}} = \gamma \psi_H(r, t) \int_{\tau_8}^{\tau_8} D_P(\tau) d\tau, \quad (11)$$

where D_P is the part of DTD function corresponding to SNeIa-P (see Maoz et al. 2010 and AMK) and γ is a normalizing constant which is determined by means of equating the theoretical and observed frequencies for SNeIa-P events.

According to Li et al. (2011) the observed frequency of SNeIa today, $F_{\text{obs}}^{\text{Ia}}$, is ~ 0.54 per century. Using their ratio:

$$F_{\text{obs}}^{\text{Ia-P}} / F_{\text{obs}}^{\text{cc}} \approx 0.187$$

we find: $F_{\text{obs}}^{\text{Ia-P}} \approx 0.43$ and $F_{\text{obs}}^{\text{Ia-T}} \approx 0.11$ per century. The above authors note that their values may have systematic uncertainties up to a factor ~ 2 . As such, the errors in observations carry the most weight in the search for the optimal parameters.

2.5. Statistical Method for Deriving the Radial Distribution of Oxygen and Iron

Having the dependence $\mu_g(r, t)$ for fixed parameters P_j^i , we may solve numerically the chemical evolution equations (2). To derive the target parameters we minimize the discrepancy function Δ_X over P_j^i :

$$\Delta_X^2 = \frac{1}{n-p} \sum_{k=1}^n \{ (\langle [X/H]_{\text{obs}} \rangle_k - [X/H]_k^{\text{th}}) w_k \}^2, \quad (12)$$

where the superscript ‘obs’ corresponds to the observational data and ‘th’ to the theoretical data, w_k is a weight (we assume it to be inversely proportional to the length of the error-like bar in the k th bin, as in Fig. 1), $n = 20$ is the number of bins, p is the number of free parameters, and the summation is taken over all k th points within the adopted Galactocentric radius range.

Let us consider the procedure now in somewhat more detail. Since oxygen is mainly produced by CC SNe and we can neglect the contributions from other sources (see AMR and AMK, and references therein), the calculations for this element are performed separately. To find the minimum of the discrepancy function, we solve numerically equation (2) for a set of P_O^{cc} (and $E_O^{\text{Ia}} = 0$), varying its value over a wide range at some step, and then compute the theoretical distribution at $t = T_D$, for each ejected mass of oxygen. Further, by means of equation (12), we derive the dependence of Δ_O as a function of P_O^{cc} and search for its minimum. Hence, by such means, we derive the first free parameter, P_O^{cc} , independent of the others (in this case, $p = 1$).

In contrast, iron is produced by three sources – CC SNe, SNeIa-P, and SNeIa-T. Tardy SNeIa do not concentrate within spiral arms; rather, they contribute to the radial distribution of iron with an approximately constant gradient. Unlike tardy SNeIa, CC SNe and prompt SNeIa are concentrated in spiral arms and are responsible for the inflection in the radial abundance gradients. It is obvious from equations (9) and (11) that the rates R^{cc} and $R^{\text{Ia-P}}$ have very close functional dependencies upon r . Therefore, it is

impossible to distinguish their contributions by means of statistical analyses, if we do not introduce any *a priori* assumptions (in statistics, this problem is referred to as the *multi-collinearity* problem). Therefore, we can only indicate the upper values of P_{Fe}^{cc} and $P_{Fe}^{\text{Ia-P}}$.

To describe the algorithm for the search of the mean ejected masses of iron we write the corresponding enrichment rate of the Galactic disk by the element, E_{Fe} , in explicit form:

$$E_{Fe} = P_{Fe}^{\text{cc}} R^{\text{cc}} + P_{Fe}^{\text{Ia-P}} R^{\text{Ia-P}} + P_{Fe}^{\text{Ia-T}} R^{\text{Ia-T}}. \quad (13)$$

Next, suppose that, say, $P_{Fe}^{\text{cc}} = 0$; substituting E_{Fe} into equation (2), we solve for a set of pairs $(P_{Fe}^{\text{Ia-P}}, P_{Fe}^{\text{Ia-T}})$, compute the radial distribution of iron at $t = T_D$, and find the minimum of the discrepancy Δ_{Fe} which gives the best parameters of $P_{Fe}^{\text{Ia-P}}$ and $P_{Fe}^{\text{Ia-T}}$.

At the second step, we assume that $P_{Fe}^{\text{Ia-P}} = 0$, again solve numerically equation (2) for a set of pairs $(P_{Fe}^{\text{cc}}, P_{Fe}^{\text{Ia-T}})$, compute the radial distribution of iron, and seek the minimum of the discrepancy Δ_{Fe} which now gives the best parameters of P_{Fe}^{cc} and $P_{Fe}^{\text{Ia-T}}$. Thus, we derive the best value for $P_{Fe}^{\text{Ia-T}}$ and for P_{Fe}^{cc} and $P_{Fe}^{\text{Ia-P}}$ (at this step in the treatment of iron, $p=2$).

The above estimates for the mean masses of iron ejected by CC SNe or SNeIa-P are only upper limits since it is impossible to separate their simultaneous contributions, unless we possess additional information.

3. Results and Discussion

3.1. Oxygen

As noted in §2.2, we performed several experiments with various initial values for $Z_O(t=0)$, the results for which show this choice does not impact on our conclusions. The application of the aforementioned modelling of the observed oxygen distribution results in a predicted mean mass of $P_O^{\text{cc}} \approx 0.28 \pm 0.01 M_\odot$ ejected per CC SNe event.⁶ This value differs significantly from the ones ($1.8 - 3.7 M_\odot$) proposed by Woosley & Weaver (1995, hereafter WW95), Tsujimoto et al. (1995, hereafter T95), and Thielemann et al. (1996).⁷ We now discuss the reason for this divergence and the consequence of the predicted lower mean ejected mass of oxygen per CC SNe event.

To estimate P_O^{cc} , one needs the mass-dependent oxygen yields from the relevant stellar evolution grid, and then to convolve that with an appropriate IMF and its associated upper limit for stars ending their lives as CC SNe (e.g., $m_U \sim 50 - 70 M_\odot$, as in T95). In §2.3, we also assumed that in equation (9), $m_U^{\text{cc}} \equiv m_U$, but this adopted solely as an initial ‘guess’. We now define m_U^{cc} more accurately. For this, we use the procedure close to the one described by Gibson (1998). There, the mean mass of oxygen, $\langle M_O \rangle$,

⁶ The associated random error is much less than the error due to the uncertainty in the observed frequencies of SNe events (Li et al. 2011). Hence, we neglect the random error in P_O^{cc} .

⁷ The low inferred value for P_O^{cc} is, though, more comparable to the yields of Arnett (1991) and Langer & Henkel (1995); see Table 1 of Gibson, Loewenstein & Mushotzky (1997).

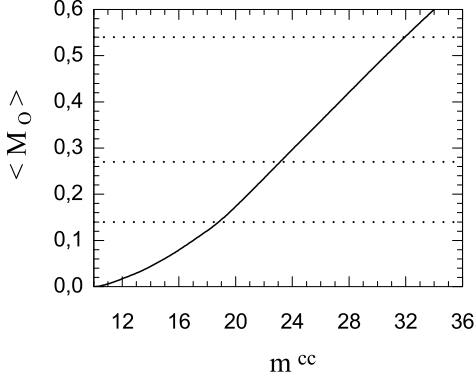


Fig. 5. The dependence of $\langle M_O \rangle$ on m^{cc} for the yields of T95.

ejected per CC SNe event (whose progenitor had the initial mass m), was represented as:

$$\langle M_O \rangle = \frac{\int_{10}^{m^{cc}} M_O(m) \phi(m) dm}{\int_{m_L^{cc}}^{m^{cc}} \phi(m) dm}. \quad (14)$$

Let us discuss the lower limits in the above integrals. As argued by WW95 (see also T95), CC SNe of masses approximately in the interval 8–10 M_\odot contribute very little to the production of elements like oxygen. That is why the lower limit in the integral in the numerator is set to 10 M_\odot . T95 use the same value (10 M_\odot) for the lower limit in the integral entering the denominator in equation (14). We believe though that m_L^{cc} must be equal to the lower limit in the integral representing the rate of CC SNe events (see equation 9), since the stars in the mass range 8–10 M_\odot contribute to the observed frequency of the corresponding CC SNe events (Li et al. 2011; Smartt et al. 2009). In other words, these stars influence the mean ejected mass of oxygen through the rate of CC SNe events. Hence, we should impose $m_L^{cc} = 8 M_\odot$.

Using for $M_O(m)$ the yields published in literature, we compute the dependence of $\langle M_O \rangle$ as a function of m^{cc} and, by equating $\langle M_O \rangle = P_O^{cc}$, we find the new upper initial mass, m_U^{cc} , of a star which can explode as a CC SNe. For $P_O^{cc} = 0.28 M_\odot$ and the yields of T95, the ‘corrected’ initial mass comes to $m_U^{cc} \approx 23.5 M_\odot$ (see Fig. 5).

Further, since the new m_U^{cc} differs from the initial one (70 M_\odot), we have to launch the next iterative step. For this, we substitute the new value $m_U^{cc} = 23.5 M_\odot$ into equation (9) and repeat the procedure from the beginning, to solve anew the equations for evolution of μ_g , re-determine the constants ν , β , and P_O^{cc} and derive the improved value for m_U^{cc} . Our calculations show that the corrected values of the constants are: $\nu = 0.07177 M_\odot^{-0.5} \text{ pc Gyr}^{-1}$, $\beta = 0.03032 M_\odot^{-0.5} \text{ pc}$ (the dependence of $\mu_g(r, t)$ for these final parameters is shown in Fig. 4), and $P_O^{cc} \approx 0.27 M_\odot$. The corresponding mean ejected mass of oxygen happens to be slightly less than the previous value: $m_U^{cc} = 23.1 M_\odot$ (see Fig. 5). To estimate the scatter in m_U^{cc} due to the uncertainty in the observed frequency of CC SNe events we

adopt a value for F_{ob}^{cc} two times greater (or lower) than the ‘best’ value of Li et al. (2011). Correspondingly, P_O^{cc} will be a factor of two lower (or greater) than the above derived value. By means of Fig. 5, we find: $m_U^{cc} = 23.1_{-4.3}^{+8.9} M_\odot$. If we use the yields of Hirschi et al. (2005), m_U^{cc} will be systematically lower by $\sim 2 M_\odot$.⁸ The theoretical radial distribution of oxygen in the Galactic disk, superimposed on the observed one, is shown in Fig. 1.

The above upper initial mass for CC SNe progenitors is close to that favoured by Maeder (1992) and Heger et al. (2003) who proposed an upper initial mass limit for exploding SNe to be $\sim 20\text{--}25 M_\odot$. Moreover, on the basis of observations, Smartt et al. (2009) insist that the progenitors of exploded CC SNe have masses below $\sim 17 M_\odot$. Eldridge et al. (2013) also do not find evidence for the existence of very massive stars ($\sim 100 M_\odot$) which might be considered as progenitors for observed SNe Ib/c. Finally, Kochanek et al. (2008) suggest that stars more massive than the above transform directly to black holes at the end of nuclear burning without exploding (or undergo a backward explosion).

For our theory it is crucial that, independent of the final stages of stellar evolution, stars with very large initial masses do not necessarily explode as CC SNe. In our picture, if they did, they would supply too much oxygen to the Galactic disk. In our approach, we are not faced with the problem of an excessive frequency of CC SNe events, noted by Brown & Woosley (2012), since the observed frequencies are built into the theory at the time of disk formation.

3.2. Iron

After improvements associated with a more precise definition of m_U^{cc} , we derive the final values $\gamma = 0.0061$ and $\zeta = 0.0007$. The mean mass of iron ejected per SNeIa - T event is $P_{Fe}^{Ia-T} \approx 0.58 \pm 0.20 M_\odot$ and it is approximately the same, independent of the type of short-lived SNe excluded (core-collapse or prompt SNeIa, see §2.5). This is expected, since tardy SNeIa are responsible for the quasi-linear radial distribution of iron along the Galactic disk.

Further, if $P_{Fe}^{Ia-P} = 0$, then the mean mass of iron ejected per CC SNe event is $P_{Fe}^{cc} \approx 0.04 \pm 0.01 M_\odot$ whereas for the case $P_{Fe}^{cc} = 0$, the corresponding mass ejected per prompt SNeIa event is $P_{Fe}^{Ia-P} \approx 0.23 \pm 0.06 M_\odot$ (for the corresponding theoretical radial distribution of iron, see Fig. 1).⁹

As mentioned in §1, SNeIa are usually associated with long-lived objects and the yields of iron, estimated on the basis of a theory of pre-SNeIa evolution (e.g., Nomoto et al. 1997; Iwamoto et al. 1999; Umeda & Nomoto 2002; Limongi & Chieffi 2003; Kobayashi et al. 2006; Tominaga et al. 2006; Woosley et al. 2007), are derived without separation of SNeIa into prompt and tardy sub-populations. Our estimates of the mean mass, ejected by prompt and tardy SNeIa per respective event, are the first indication that these sub-populations do produce different amounts of iron. If the events arise in similar conditions (white dwarfs

⁸ Note that the changes in the upper initial mass for the exploding CC SNe follow from the non-linear dependence of the mean ejected mass of oxygen on m_U^{cc} .

⁹ The temporal evolution of radial abundance gradients is beyond the scope of our analysis, but a deeper investigation into the issues can be found in Pilkington et al. (2012) and Gibson et al. (2013).

– the progenitors of SNeIa – have masses in a very narrow range), how can this be understood? Perhaps the discrepancy may be explained by the weak dependence between the peak luminosity and explosion kinetic energy for most SNeIa (Blondin et al. 2012), or perhaps, SNeIa-P undergo asymmetric explosions (Maeda et al. 2010)?

The low mean mass of iron, ejected per core-collapse SNe event ($\sim 0.04 \pm 0.01 M_{\odot}$), is close to the observed one given by Smartt et al. (2009) - $0.01 - 0.03 M_{\odot}$ - for carefully measured CC SNe. Hence, an even more challenging assumption might be to speculate that *perhaps* the nature of prompt SNeIa is not associated with white dwarfs, but rather with CC SNe. Indeed, as it was noted in §1, observations show that ‘young’ SNeIa-P are brighter than ‘old’ tardy SNeIa, but according to our results prompt SNeIa produce (per event) about 2.5 times less iron than tardy SNeIa. How can this (‘inverse correlation’) be explained if the main source of SNeIa luminosity is thought to be the decay of nickel to iron which is synthesized in a process with similar characteristics to that of the Chandrasekhar limit for white dwarfs? The low values of iron produced by CC SNe and SNeIa-P make it tempting to ascribe credence to our suggestion. Besides, it is well known that, like core-collapse SNe, prompt SNeIa are concentrated in sites of star formation within spiral arms (Bartunov et al. 1994; Mannucci et al. 2005; Panagia et al. 2007; Li et al. 2011). Hence, we may assume that their progenitors were sufficiently massive stars. Moreover, in a recent paper Foley et al. (2012) revealed (for the first time) strong outflows from SNeIa progenitors in late-type galaxies, but in early-type galaxies such outflows are extremely rare. If we recall that in early galaxies we observe ‘old’ (i.e., tardy) SNeIa but in late-type galaxies one sees ‘young’ (prompt) SNeIa, we might conclude that the phenomenon of Foley et al. provides a ‘link’ between SNeIa-P and CC SNe. Further, it is worth noting the work of van Rossum (2012) who, on the basis of recent data, demonstrates that some features in SNeIa spectra may be interpreted incorrectly (e.g., emission may be interpreted as absorption). In some cases, this may mislead the classification of SNe type.

Our experiments enable us to estimate the total number of SNe, N^I , exploded in the Galaxy throughout its life: $N^{\text{cc}} \sim 12.2 \times 10^8$; $N^{\text{Ia-P}} \sim 2.3 \times 10^8$; $N^{\text{Ia-T}} \sim 0.2 \times 10^8$. From these, we can estimate that short-lived SNe (CC or Ia-P) supply to the Galaxy $\sim 85\%$ of its iron. Correspondingly, SNeIa-T supply $\sim 15\%$ of the iron.

The low value inferred for the amount of iron supplied to the Galaxy by the long-lived sub-population of SNeIa differs from the one typically discussed in the literature. Indeed, prior to the most recent decade, SNeIa were considered to be (essentially) exclusively long-lived objects, and under such a picture, they were thought to supply $\sim 60\%$ of the iron to the Galaxy (Gibson 1998; Matteucci 2004). This stance has changed since the discovery of the two sub-populations of SNeIa (short- and long-lived).¹⁰ As was shown by AMK, the relative portion of iron supplied to the Galaxy by tardy SNeIa reduced to $\sim 35\%$, since the rapid SNeIa (and/or CC SNe) also contribute to iron synthesis. According to our work here, the contribution of long-lived SNeIa to the disk’s iron enrichment appears a factor of ~ 2 lower than

¹⁰ According to our definition (§2.3), SNeIa of ages more than ~ 400 Myr (Matteucci & Greggio 1986) are considered to be SNeIa-T.

even this reduced fraction. This is mainly a consequence of our new model for the SFR function, ψ , which we explicitly split into low and high massive star formation rates, the mathematical representations for these two parts being very different. This modification drives the relatively low amount of iron both contributed to the Galactic disk and ejected per tardy SNeIa event $\sim 0.4 - 0.8 M_{\odot}$.

Despite the fact that our yields are derived in the context of a galactic chemical evolution model for the Galactic disk, it is tempting to extend their application to the stellar halo. Indeed, such stars are to be enriched primarily by earlier generations of short-lived SNe. Can we explain the enhanced ratios of $[\alpha/\text{Fe}]$ in halo stars via the use of our empirically inferred yields? If we assume that the enrichment seen in the oxygen and iron abundances of halo stars was due to CC SNe only, one can estimate the expected ratio as being $[\text{O}/\text{Fe}] = \log(P_{\text{O}}^{\text{cc}}/m_{\text{O}}) - \log(P_{\text{Fe}}^{\text{cc}}/m_{\text{Fe}}) - \log(\text{O}/\text{Fe})_{\odot}$, where m_{O} and m_{Fe} are the atomic masses of oxygen and iron, respectively, and for the solar ratio in our work we adopt $\log(\text{O}/\text{Fe})_{\odot} = 1.19$ (in all our work, we employ the solar scale of Asplund et al. 2009, since this scale was also used in the determination of the elemental patterns from the aforementioned Cepheid samples). For the above yields, we derive $[\text{O}/\text{Fe}] = +0.18$ (for the lower value of $P_{\text{Fe}}^{\text{cc}} = 0.03 M_{\odot}$, the ratio comes to $[\text{O}/\text{Fe}] = +0.31$). While our framework was not created with the stellar halo in mind, it is at least re-assuring to note that under the assumption of rapid enrichment, our inferred estimates of the resulting $[\alpha/\text{Fe}]$ are not dissimilar to the $\sim +0.2 - 0.3$ dex α -enhancements seen in typical metal-poor environments. Further, we should re-iterate that our quoted mean mass of iron ejected per CC SNe event is technically only an upper limit. We hope that a more careful analysis which explicitly takes into account the evolutionary history of halo, like in Renda et al. (2005), will enable us to better apply our preliminary work outside of the regime for which it has been optimised here. Stronger observational constraints on various sub-types of SNe, particularly in distant galaxies, are also critical, as (for example) the data of Li et al. (2011) provides insights really only into the SNe rates today, rather than as a function of time.

There may in fact be another way to explain the enhanced α/Fe ratio in halo stars: specifically, due to the very low metallicity ($Z \sim 0.001 Z_{\odot}$) at the epoch of halo formation, the initial masses of CC SNe may be higher (say, $\sim 40 M_{\odot}$) than the masses of CC SNe exploding in the Galactic thin disk. According to Maeder (1992) such CC SNe progenitors produce several times more oxygen than their counter-parts at solar metallicity.

4. Conclusions

Our goal was to derive the mean masses of oxygen and iron ejected per each sub-type of SNe, and, as a consequence, the constraints on some properties of their progenitors. For this, we refined the statistical analysis of the observed (non-linear) radial distributions of elements in the Galactic disk previously developed by AMR and AMK. Breaking with the traditional approach of adopting tabular nucleosynthetic yields in the chemical evolution modeling, we instead derive them *a posteriori*, within our framework (§2).

The results are as follows:

- The mean mass of oxygen ejected per CC SNe event is $\sim 0.27 M_{\odot}$, while the upper value for the mass of iron, ejected by this type of SNe is $\sim 0.04 M_{\odot}$.
- The mean mass of iron ejected by tardy SNeIa (progenitors which are long-lived with ages $\gtrsim 100$ Myr, up to several Gyrs, and which are not concentrated in spiral arms) is $\sim 0.58 M_{\odot}$ per event. Conversely, prompt SNeIa (progenitors which are short-lived with ages $\lesssim 100$ Myr and which are concentrated within spiral arms) supply to the Galactic disk $\leq 0.23 M_{\odot}$ per event (on average).
- Short-lived SNe (core-collapse and prompt Ia) supply to the disk $\sim 85\%$ of the Galaxy's iron.

The low amount of oxygen ejected per CC SNe leads us to the conclusion that the maximum initial mass of exploding CC SNe progenitors is $\leq 23^{+8.9}_{-4.3} M_{\odot}$. This result supports the inferences of Heger et al. (2003), Kochanek et al. (2008), and Smartt et al. (2009) – i.e., that stars of initial masses greater than about 17 – 25 M_{\odot} do not explode and, as such, they do not return the bulk of their newly synthesized material to the ISM. Perhaps, they collapse to black holes shortly after their birth without explosion or undergo a backward explosion. As a consequence, they do not take part in Galactic nucleosynthesis (except perhaps through their pre-SN stellar wind mass-loss).

The mean mass of iron ejected by the typical CC SNe ($\leq 0.04 M_{\odot}$) is close to the empirical values favoured by Smartt et al. (2009). The mean masses of iron ejected by prompt and tardy SNeIa appear to be different. It is surprising that, being older and less energetic, the tardy ones produce about 2.5 times more iron (per event) than prompt SNeIa, which are younger and more energetic objects (Gonzalez-Gaitan et al. 2011). This suggests that, perhaps, in their nature, SNeIa-P are closer to core-collapse SNe than to those whose explosions are associated with the thermonuclear burning of a Chandrasekhar mass white dwarf.

Acknowledgments

The authors wish to thank A. Zasov, S. Blinnikov, D. Tsvetkov, and the anonymous referee, for their valuable guidance. This work was supported by the Ministry of Education & Science of the Russian Federation (14.A18.21.0787 & 14.A18.21.1304) and the grant of the Southern Federal university. BKG acknowledges the support of the UK Science & Technology Facilities Council (ST/J001341/1). IAA thanks the Russian Funds for Basic Research scheme (12-02-90701-mob-st).

References

- Acharova, I., L epine, J.R.D. & Mishurov, Yu. 2005a, MNRAS, 359, 819
- Acharova, I., L epine, J.R.D. & Mishurov, Yu. 2005b, Astron Report, 49, 354
- Acharova, I., L epine, J.R.D., Mishurov, Yu., Shustov, B., Tutukov, A. & Wiebe, D. 2010, MNRAS, 402, 1149
- Acharova, I., Mishurov, Yu. & Kovtyukh, V. 2012, MNRAS, 420, 1590 (AMK)
- Acharova, I., Mishurov, Yu. & Rasulova, M. 2011, MNRAS, 415, L11 (AMR)
- Anderson, J.P., Habergham, S.M., James, P.A. & Hamuy, M. 2012, MNRAS, 424, 1372
- Andrievsky, S., Kovtyukh, V., Luck, R., L epine, J.R.D., Bersier, D., Maciel, W., et al. 2002a, A&A, 381, 32
- Andrievsky, S., Bersier, D., Kovtyukh, V., Luck, R., Maciel, W., L epine, J.R.D. & Beletsky, Yu. 2002b, A&A, 384, 140
- Andrievsky S., Kovtyukh V., Luck R., L epine J.R.D., Maciel W. & Beletsky Yu. 2002c, A&A, 392, 491
- Arnett, D. 1991, in Lambert, D.L., ed., *Frontiers of Stellar Evolution*, ASP Con. Ser., San Francisco, p. 389
- Asplund M., Grevesse N., Sauval A.J. & Scott P. 2009, ARA&A, 47, 481
- Boeshaar, G.O. & Hodge P.W. 1977, ApJ, 213, 361
- Bartunov, O.S., Tsvetkov, D.Yu. & Filimonova, I.V. 1994, PASP, 106, 1276
- Blondin, S., Matheson, T., Kirshner, R., Mandel, K., Berlind, P., Calkins, M., Challis, P., Garnavich P., et al., 2012, AJ, 143, 126
- Bresolin, F., Ryan-Weber, E., Kennicutt, R.C. & Goddard, Q. 2009, ApJ, 695, 580
- Brown, J.M. & Woosley, S.E. 2013, arXiv/1302.6973
- Crowther, P., Schnurr, O., Hirschi, R., Yusof, N., Parker, R., Goodwin, S.P. & Abu Kassim, H. 2010, MNRAS, 408, 731
- Cr ez e M. & Mennessier M.O. 1973, A&A, 27, 281
- Dame T.M., 1993, In: Holt S., Verter F. (eds) *Back to the Galaxy*. p. 267
- Eldridge, J.J., Fraser, M., Smartt, S.M. & Crocett R.M. 2013, arXiv/1301.1975.
- Foley, R., Simon, J., Burns, C., Gal-Yam, A., Hamuy, M., Kirshner, R., et al. 2012, ApJ, 752, 101
- Fuhrmann K., Bernkopf J., 2008, MNRAS, 384, 1563
- Gibson B.K. 1997, MNRAS, 290, 471
- Gibson B.K. 1998, ApJ, 501, 675
- Gibson B.K., Loewenstein, M. & Mushotzky, R.F. 1997, MNRAS, 290, 623
- Gibson B.K., et al. 2000, ApJ, 529, 723
- Gibson B.K., Pilkington, K., Brook, C.B., Stinson, G.S. & Bailin, J. 2013, A&A, 554, A47
- Gonzalez-Gaitan, S., Conley, A., Bianco, F., Howell, D., Sullivan, M., Perrett, K., Carlberg, R., Astier, P., et al., 2011, ApJ, 727, 107
- Haywood, M., Robin, A.C. & Cr ez e, M. 1997, A&A, 320, 440
- Heger, A., Fryer, C.L., Woosley, S.E., Langer, N. & Hartmann, D.H. 2003, ApJ, 591, 288
- Hirschi, R., Meynet, G. & Maeder, A., 2005, A&A, 433, 1013
- Howell, D.A., Sullivan, M., Brown, E.F., Conley, A., Le Borgne, D., Hsiao, E.Y., Astier, P., Balam, D. et al., 2009, ApJ, 691, 661
- Iwamoto, K., Brachwitz, F., Nomoto, K., et al. 1999, ApJS, 125, 439
- Kennicutt, R.C., 1998, ApJ, 498, 541
- Kobayashi, C., Umeda, H., Nomoto, K., Tominaga, N. & Ohkubo, T. 2006, ApJ, 653, 1145
- Kochanek, C., Beacom, J., Kistler, M., Prieto, J., Stanek, K., Thompson, T. & Yuksel, H., 2008, ApJ, 684, 1336
- Kroupa, P. Tout C.A. & Gilmore, G. 1993, MNRAS, 262, 545
- Langer, N. & Henkel, C. 1995, Sp. Sci. Rev., 74, 343
- L epine, J.R.D., Mishurov Yu.N. & Dedikov S.Yu. 2001, ApJ, 546, 234
- Limongi, M. & Chieffi, A. 2003, ApJ, 592, 404
- Lin, C.C., Yuan, C. & Shu, F.H. 1969, ApJ, 155, 721
- Lineweaver, C.H., Fenner Y. & Gibson, B.K. 2004, Science, 303, 59
- Li, W., Chornock, R., Leaman, J., Filippenko, A., Poznansky, D., Wang, X., Ganeshalingam, M. & Mannucci, F. 2011, MNRAS, 412, L1473
- Khoperskov S.A., Khoperskov A.V., Khrykin I.S., Korchagin V.I., Casetti-Dinescu D.I., et al., 2012, MNRAS, 427, 1983
- Lewis, K.M., Lugaro, M., Gibson, B.K. & Pilkington, K. 2013, ApJ, 768, L19
- Maeda, K., Benetti, S., Stritzinger, M., Ropke, F., Folatelli, G., Sollerman, J., Taubenberg, S. & Nomoto, K. 2010, Nature, 466, 82
- Mannucci, F., DellaValle, M., Panagia, N., Cappellaro, E., Cresci, G., Maiolino, R., Petrosian, A. & Turatto, M. 2005, A&A, 433, 807
- Mannucci, F., Della Valle, M. & Panagia N. 2006, MNRAS, 370, 773
- Marino, R.A., et al. 2012, ApJ, 754, A61
- Maoz, D., Keren, S. & Gal-Yam, G. 2010, ApJ, 722, 1879
- Marcon-Uchida, M.M., Matteucci, F. & Costa, R.D.D. 2010, A&A, 520, 35
- Marochnik, L.S., Mishurov, Yu.N. & Suchkov, A.A. 1972, ApSS 19, 285
- Matteucci, F. 2004, in Dettmar R., Klein U., Salucci P., eds, *Baryons in Dark Matter Halos. Proceedings of Science, SISSA, Italy*, p.721
- Matteucci, F. & Greggio L. 1986, A&A, 154,279
- Matteucci, F., Panagia, N., Pipino, A., Mannucci, F., Recchi, S. & Della Valle, M. 2006, MNRAS, 372, 265

- de Mink, S., Cantiello, M., Langer, N., Pols, O.R., Brott, I. & Yoon, S.-Ch. 2009, *A&A*, 497, 243
- Mishurov, Yu. & Acharova, I. 2011, *MNRAS*, 412, 1771
- Mishurov, Yu.N., Lépine, J.R.D. & Acharova, I.A. 2002, *ApJ*, 571, L113
- Mishurov, Yu.N., Pavlovskaya, E.D. & Suchkov, A.A. 1979, *Soviet Astronomy*, 23, 147
- Mishurov, Yu.N., Zenina, I.A., Dambis, A.K., Melnik, A.M. & Rastorguev, A.S. 1997, *A&A*, 323, 775
- Mishurov, Yu.N. & Zenina, I.A. 1999, *A&A*, 341, 81
- Moriya, T., Tominaga, N., Blinnikov, S., Baklanov, P. & Sorokina, E. 2011, *MNRAS*, 415, 199
- Nomoto, K., Iwamoto, K., Nakasato, N., Thielemann, F.-K., Brachwitz, F., Tsujimoto, T., Kubo, Y. & Kishimoto, N. 1997, *Nuclear Physics A*, 621, 467
- Oort, J. 1974, in Shakeshaft J.R., ed., *Proc. IAU Symp. 58, The Formation and Dynamics of Galaxies*. Reidel, Dordrecht, p. 375
- Perlmutter, S., Aldering, G., Goldhaber, G., Knop, R., Nugent, P., Castro, P., Deustua, S. & Fabbro, S. 1999, *ApJ*, 517, 565
- Pilkington, K., Few, C. G., Gibson, B. K., Calura, F., Michel-Dansac, L., Thacker, R. J., Molla, M., Matteucci, F., et al., et al. 2012, *A&A*, 540, A56
- Portinari, L. & Chiosi, C. 1999, *A&A*, 350, 827 (PC)
- Renda A., Kawata D., Fenner Y., Gibson B., 2005, *MNRAS*, 356, 1071
- Riess, A.G., Filippenko, A.V., Challis, P., Clocchiatti, A., Diercks, A., Carnavich, P., Gilliland, R., Hogan, C., et al. 1998, *AJ*, 116, 1009
- Roberts, W.W. 1969, *ApJ*, 158, 123
- Roberts, W.W., Roberts, M.S. & Shu, F.H. 1975, *ApJ*, 196, 381
- Romano, D., Chiappini, C., Matteucci, F. & Tosi, M. 2005, *A&A*, 430, 491
- Shu, F.H., Milione, V., Gebel, W., Yuan, C., Golsmidt, D.W. & Roberts, W.W. 1972, *ApJ*, 173, 557
- Smartt, S., Eldridge, J., Crockett, R. & Maund, J. 2009, *MNRAS*, 395, 1409
- Schnurr, O., Casoli, J., Chene, A.-N., Moffat, A.F.J. & St-Louis, N. 2008, *MNRAS*, 389, L38
- Sullivan, M., Le Borgne, D., Pritchett, C.J., Hodsman, A., Neill, J.D., Howell, D.A., Carlberg, R.G., Astier, P., et al. 2006, *ApJ*, 648, 868
- Tinsley, B.M. 1980, *Fund. Cosmic Phys.*, 5, 287
- Thielemann, F.-K., Nomoto, K. & Hashimoto, M. 1996, *ApJ*, 460, 408
- Truran, J., Glasner, A. & Kim Y. 2012, *Journal of Physics: Conference Series*, 337, 012040
- Tsujimoto, T., Nomoto, K., Yoshii, Y., Hashimoto, M., Yanagida, S. & Thielemann, F.-K. 1995, *MNRAS*, 277, 945 (T95)
- Tutukov, A. & Krügel, E. 1980, *Soviet Astron.*, 24, 539
- Umeda, H. & Nomoto, K. 2002, *ApJ*, 565, 385
- van Rossum, D.R. 2012, *arXiv/1208.3781*
- Woosley, S., Kasen, D., Blinnikov, S. & Sorokina, E. 2007, *ApJ*, 662, 487
- Woosley, S. & Weaver, T. 1995, *ApJS*, 101, 181 (WW95)
- Wyse, R. & Silk, J. 1989, *ApJ*, 339, 700 (WS)