

The Next Frontier in UHECR Research with an Upgraded Pierre Auger Observatory

The Pierre Auger Collaboration

1 Introduction

The data taken with the Pierre Auger Observatory have led to major breakthroughs in the field of ultra-high energy cosmic rays. Firstly, a suppression of the cosmic ray flux at energies above 5.5×10^{19} eV has been established unambiguously. Secondly, due to the Auger limits on photon and neutrino fluxes at ultra-high energy, it is now clear that unusual “top-down” source processes such as the decay of super-heavy particles cannot account for a significant part of the observed particle flux. Finally, there are indications of an anisotropic distribution of the arrival directions of particles with energies greater than 5.5×10^{19} eV. These results are typically considered as strong support of source scenarios in which particle acceleration takes place at sites distributed similarly to the matter distribution in the universe, with energy loss processes leading to the observed flux suppression (GZK effect) and arrival direction anisotropy. At the sources, the energy spectrum of cosmic ray particles at injection would be a power-law $E^{-\gamma}$, with spectral index $\gamma \approx 2.2$ to 2.6 .

However, data on shower-development fluctuations as well as other composition sensitive observables – using hadronic multiparticle production models tuned with recent LHC measurements – require consideration of a rather different interpretation of the Auger data. One scenario is that the observed flux suppression is indicating the upper-limit of the power of the accelerator. It may be that the uppermost end of the cosmic ray energy spectrum is dominated by high-Z particles from a single source or single source population, possibly within the GZK horizon, for which the upper limit of particle acceleration almost coincides with the energy of the GZK suppression. In contrast to conventional expectations, these sources appear to be characterized by an effective injection index of about $\gamma = 1.5 \pm 0.5$ and the different mass components exhibit a charge-dependent maximum injection energy $E_{\max} \sim Z \cdot 4 \times 10^{18}$ eV, reflecting a rigidity-dependent acceleration process. With the maximum energy of iron primaries being about 10^{20} eV, the observed suppression of the energy spectrum would mainly stem from the source characteristics rather than being the imprint of particle propagation through the CMB. Another possibility is that there is a mixed or heavy composition at the source and flux suppression results primarily from photodisintegration of heavy nuclei and other GZK energy losses. Whatever the acceleration mechanism, the arrival directions of protons of sufficiently high energy are expected to correlate with their source directions.

Interpreted using current hadronic interaction models, the data from the Pierre Auger Observatory indicates that above $10^{18.3}$ eV, UHECR primaries consist of a mix of protons together with heavier components, with the fraction of protons becoming smaller above 10^{19} eV. An important caveat to this interpretation is that Auger studies using hybrid events, as well as muon number estimates from the surface detector, show that current hadronic interaction models do not properly describe the hadronic component of air showers. This may or may not compromise use of these models to infer the primary composition. Thus, a better understanding of the physics of UHE air showers is an integral aspect of composition determination of UHECRs.

2 Physics Objectives of an Upgraded Auger Observatory

These results have motivated the Auger Collaboration to plan an upgrade of the Auger Observatory. The primary objective of the upgrade is **to elucidate the origin of the flux suppression**, i.e., to differentiate between a cut-off due to energy loss during propagation, and a cut-off due to reaching the maximum energy achievable in astrophysical sources. This question is both the natural evolution of the original objective of the Pierre Auger Observatory, whose motivation was primarily to quantify the existence of a GZK-like flux suppression, and a major step beyond it. Understanding the origin of the flux suppression will provide fundamental constraints on the astrophysical sources. It will definitively resolve the question of whether some or even all UHECRs may be of Galactic origin, and it will enable a reliable calculation of the expected fluxes of GZK neutrinos and gamma rays, which are sought by Auger as well as other collaborations in particle astrophysics.

The second key science objective is **to determine the mass composition at the highest energies and to measure the flux contribution of protons up to the highest energies**. This is an essential facet of fully understanding the

origin of the flux suppression, and critical to understanding the nature of the sources. We aim to reach a sensitivity to a proton contribution as small as $\sim 10\%$. Knowledge of the fraction of protons is a decisive ingredient for estimating the physics potential of existing and future cosmic ray, neutrino, and gamma-ray detectors.

Determining the mass composition of ultra-high energy cosmic rays is closely related to, and crucially depends upon, understanding extensive air showers and hadronic interactions at ultra-high energy. However, a variety of independent Auger studies using i) hybrid events, ii) inclined showers (dominantly muonic at ground level) and iii) direct muon number estimation from FADC traces, consistently show a factor 1.3-2 excess of muons compared to predictions using LHC-tuned event generators. Thus the third key science objective will be **to understand ultra-high energy extensive air showers and hadronic multiparticle production**. With hundreds of secondary interactions being above LHC energies in even a 10^{19} eV air shower, the detailed shower observations possible with the upgraded Auger detector will enable exploration of fundamental particle physics at energies beyond those accessible at terrestrial accelerator facilities.

3 Technical Strategy to Achieve the Physics Objectives

Essential to the science goals of the planned Auger upgrade is the ability to characterize showers with much greater detail and accuracy than heretofore possible, for as many events as possible – particularly at the highest energies. Some of the desirable features of the upgraded detector are:

- the ability to measure the lateral distribution function (LDF) of the muon and electromagnetic (EM) components separately, via better resolution in the FADC traces and extending without saturation to much closer to the core, and
- accurate measurement not only of the depth of shower maximum for the EM component (as at present for hybrid events) but also the depth at which muon production reaches its maximum, using the surface detector alone.

There are multiple approaches to achieving the desired detector performance, as discussed in this section. Common to all of them is the surface detector electronics (SDE) upgrade.

The SDE upgrade is the first step in separating the muon and EM components of the showers on an event by event basis [8]. The SDE upgrade includes faster timing of surface detector signals, which improves by a factor of ≈ 1.5 the ability to distinguish close-in-time muon pulses across the entire array. The updated electronics will also facilitate the addition of dedicated muon detectors over all or part of the surface detector array to further improve the muon/EM separation and reduce model-dependent systematic errors. This gives rise to a “boot-strap” approach, where the model-independent, direct muon determination abilities of the upgraded detector are used to validate and refine the more indirect detection methods and analyses.

Distinct strategic options appear in how to use muon identification and/or separation of the muonic and EM components of the signal, to test and improve the hadronic physics modeling and to assign a composition-probability to each event. The most direct method is to simply separate the muonic and EM signals in each tank, and use timing and geometry to infer the location of peak muon production [9]. A second approach is to fit the total signal in every tank, including some elements of the FADC timing, to a superposition of templates of EM and muonic components. This gives a more accurate energy and angular reconstruction than the traditional method, and at the same time gives X_{max} with remarkable accuracy: $\approx 30 \text{ g cm}^{-2}$, as shown in Fig. 2.¹

The additional muon identification technologies under study and prototyping include (1) segmentation of the interiors of surface detectors, to separate penetrating muons from the lower-energy electromagnetic component, and (2) placement of external particle detectors (such as RPCs or scintillators) beneath or near the existing Auger detectors.

It is planned to operate the upgraded Pierre Auger Observatory from 2015 to 2023, which would approximately double the data set which will have been collected prior to implementation of the upgrade.²

4 Complementarity of Ground and Space Based Instruments

In this section we compare the science reach of an upgraded Auger Observatory with a larger aperture, but less precise instrument, in order to highlight the importance of doing both.

¹ Depending on which technique is being used, what is reconstructed is X_{max} or X_{max}^{μ} . Both observables are composition indicators; in the following we do not make the distinction between them, for simplicity.

² In addition, while not a detector upgrade, it is planned to extend fluorescence light measurements into twilight by running with reduced gain, thereby increasing the duty cycle for the highest energy showers by up to a factor of two.

4.1 Event Aperture versus Trigger Aperture

In a recent paper by the JEM-EUSO collaboration [1], the aperture is characterized as “an order of magnitude larger than Auger”. One should note that this refers to a factor of 9 larger yearly “trigger aperture” of JEM-EUSO above $\approx 5 \times 10^{20}$ eV (in nadir mode).

It is instructive to examine in more detail how an all sky trigger aperture of a space-based fluorescence telescope compares to the “well-reconstructed event aperture” of Auger. Based on our experience with ground based fluorescence techniques, the “well-reconstructed event aperture” for a space-based detector can be expected to be about a factor of 2 smaller than the trigger aperture. Additionally, since the Auger aperture is concentrated in the southern hemisphere, a factor of ≈ 2 goes to increasing the sky coverage rather than increasing the sensitivity to individual sources.

Thus, the initial factor of 9 larger yearly aperture reduces to a factor of $\approx 2 - 3$ for well reconstructed events in the common field of view. If, in addition, the lifetime of a space-based instrument is smaller than a ground based one, the integrated exposure factor for sources in the southern sky approaches unity.

4.2 Energy Resolution and Threshold

Exposure is not the only relevant variable. Consider a detector with well-reconstructed-event aperture 3 times that of Auger in the region of the sky observed by Auger, but with energy resolution of 30% rather than the 12% that Auger achieves, and a higher energy threshold.

The deleterious effect of the reduced energy resolution and higher threshold on the observed spectrum is dramatic [4]. Figure 1 (left) displays in blue the shape of the spectrum measured by Auger. The dashed curve is the inferred true spectrum corrected for the Auger 12% energy resolution. Defining $E_{1/2}$ to be the energy at which the flux falls to $\frac{1}{2}$ of the power law extrapolation from lower energies, the shaded red region indicates the spillover of lower energy events into the trans-GZK sample above $> E_{1/2} = 10^{19.63}$ eV. By comparison, the right panel displays the shape of the spectrum that would be observed by a detector with 30% energy resolution and a 6×10^{19} eV trigger threshold. Approximately 50% of the events observed by such a detector above $E_{1/2}$ are actually contamination of lower energy events due to spillover. Thus, the price of the factor 2-3 more true trans-GZK events per year in the Auger field of view, is a factor 5-7 times more low-energy contamination events than Auger. This can be expected to be a serious impediment to making use of the event sample for source identification, given that the interloper events will originate at much larger distances and have typically experienced much larger and more uncertain deflections in the Galactic magnetic field.

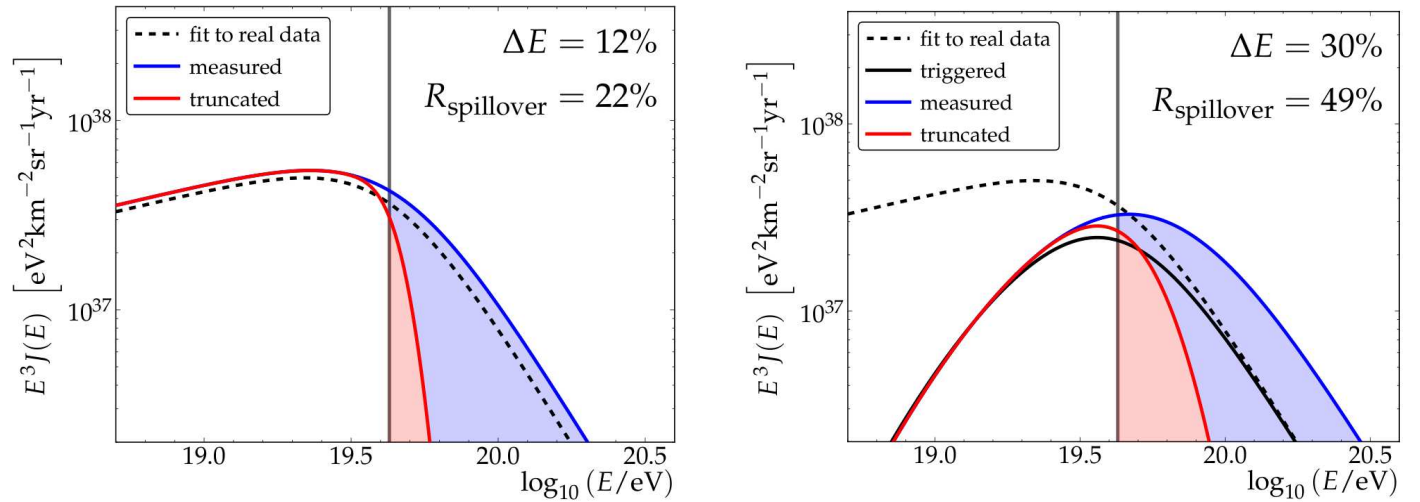


Fig. 1: Left - Spectrum measured by Auger with inferred true spectrum and spillover indicated. Right - Simulated spectrum observed by a detector with 30% energy resolution and 6×10^{19} eV energy threshold [4]. In both figures, dashed curve (labeled “fit to real data”) displays a parametrization of the (deconvolved) spectrum measured by Auger. The solid black curve in the right panel indicates the events that would pass a 6×10^{19} eV trigger threshold. The vertical black line indicates the energy $E_{1/2}$ at which the flux falls to $\frac{1}{2}$ of the power law extrapolation from lower energies. The blue curve (labeled “measured”) displays the spectrum that would be measured by each instrument when energy resolution and trigger threshold are included. The red curve (labeled “truncated”) displays the spectrum that would be measured considering only those events with true energy $< E_{1/2}$.

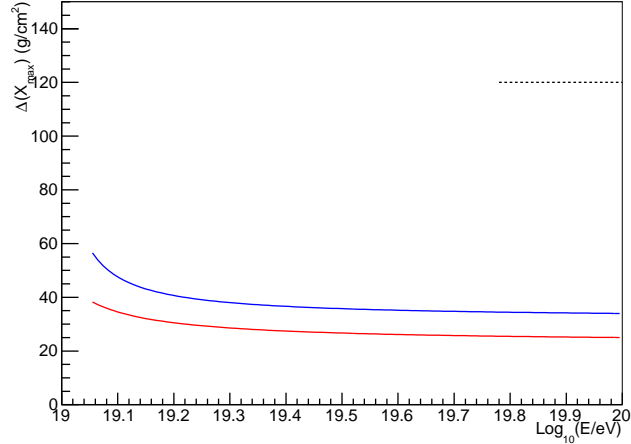


Fig. 2: Reconstructed X_{max} resolution of the upgraded Auger surface detector and a first generation space-based instrument [2]. The blue curve is for proton primaries detected by Auger, while the red curve is for iron primaries. The dotted line shows the corresponding expected resolution of the space-based instrument.

4.3 X_{max} Resolution

X_{max} , the depth-of-shower maximum is a key composition indicator and thus accurate measurement of X_{max} is a powerful tool in composition-enhanced anisotropy searches. The X_{max} resolution achieved by Auger in its hybrid events is the gold-standard in the field, with $\Delta X_{max} \approx 20 \text{ g cm}^{-2}$. With this resolution, if the composition were a simple two component mix of protons and iron there would be a clear bi-modality in the observed X_{max} distribution, assuming the $\approx 100 \text{ gm/cm}^2$ difference in $\langle X_{max} \rangle$ for proton and iron predicted by models is correct. Such a bi-modality is not seen. Rather, the data seems to indicate a gradual transition from light to heavier composition as the energy increases from 10^{18} to $10^{19.5}$ eV, with a relatively narrow range of masses present at any given energy. Therefore, good resolution on X_{max} is important for composition studies. However, it is difficult to achieve in space-based instruments, e.g., an estimate for JEM-EUSO is $\approx 120 \text{ gm/cm}^2$ [2].

Only a fraction of events are seen with the fluorescence detector, which observes X_{max} directly, so a key focus of the Auger upgrade design is to obtain good resolution on X_{max} and other composition-dependent observables with the SD alone. Figure 2 shows the overall X_{max} resolution anticipated with the upgraded Auger Observatory surface detector, for the case of proton (blue) or Fe (red) primaries, along with the resolution of a first generation spaced-based instrument as estimated in [2]. These estimates include the detector's reconstruction resolution, and for the Auger surface detector, the event-to-event fluctuations in shower development.

4.4 Point Source Searches

It is also instructive to consider various hypothetical source distributions and to compare what would be observed by Auger and by a detector with larger aperture but poorer energy and composition resolution. To give a realistic comparison, we considered a number of UHECR source scenarios, taking sources from a volume-limited subset of the BAT X-ray AGN catalog reaching to $z = 0.07$ and assuming a source density of 10^{-6} Mpc^{-3} . We take a power-law spectrum at the source, $\sim E^{-2.3}$, and assume the composition at the source to be that measured by CREAM for relativistic Galactic CRs as would be applicable for shock-acceleration of ambient relativistic CRs; photo-dissociation and GZK losses produce an observed spectrum compatible with that measured by Auger, as long as the nearest source is not exceptionally close.

For each of a number of hypothetical source distributions, a large number of CRs are propagated to Earth [11], including deflection in the Jansson-Farrar 2012 Galactic magnetic field (GMF) model which is the most realistic GMF model to date[10]. We consider two detector scenarios, A) a ground based detector (eg. Auger) with partial sky coverage and 12% energy resolution and B) a detector with full sky coverage (eg. space-based) and 30% energy resolution. We discard 60% of the events for the ground based detector, to achieve the relative apertures in the common field of view discussed in section 4.1. We stop the procedure when 100 events have been recorded whose energy as determined by the space-based detector is $\geq 100 \text{ EeV}$. For the ground based detector, we take a threshold of 55 EeV, since the better energy resolution reduces feed-through of low energy events from distant sources.

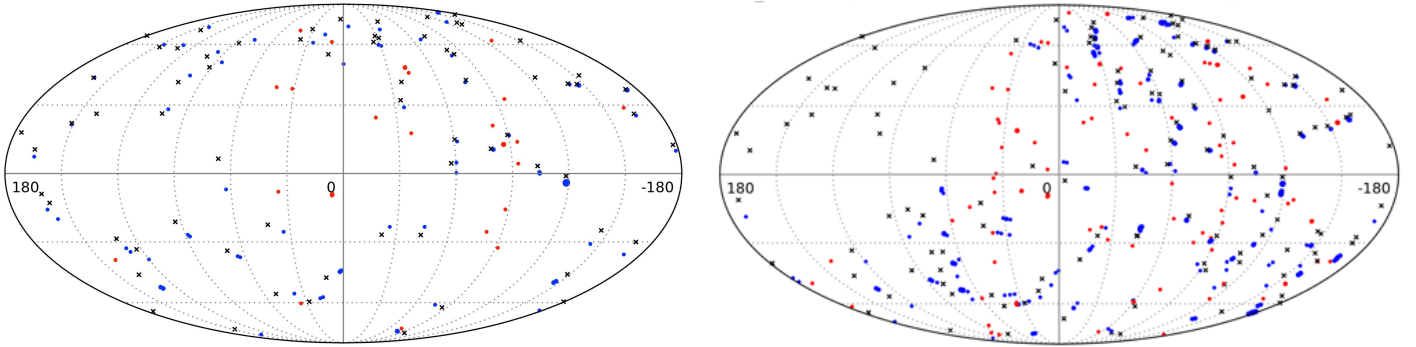


Fig. 3: Left: Skyplot of 100 events measured to have $E_B > 100$ EeV in space-based detector (30% energy resolution) in the most favorable source scenario and realization, for which 8 events actually have $E > 100$ EeV. Right panel: 316 events with measured energy $E_A > 55$ EeV accumulated during the same on-time with the ground based detector (12% energy resolution), for which 4 events actually have $E > 100$ EeV. Blue disks are protons, red are heavy nuclei (overwhelmingly $Z=20-26$), and black crosses are the sources that provided cosmic rays. The area of the disk is proportional to the number of events within 1° of each other [11]. The right plot is similar to Auger's exposure and resolution.

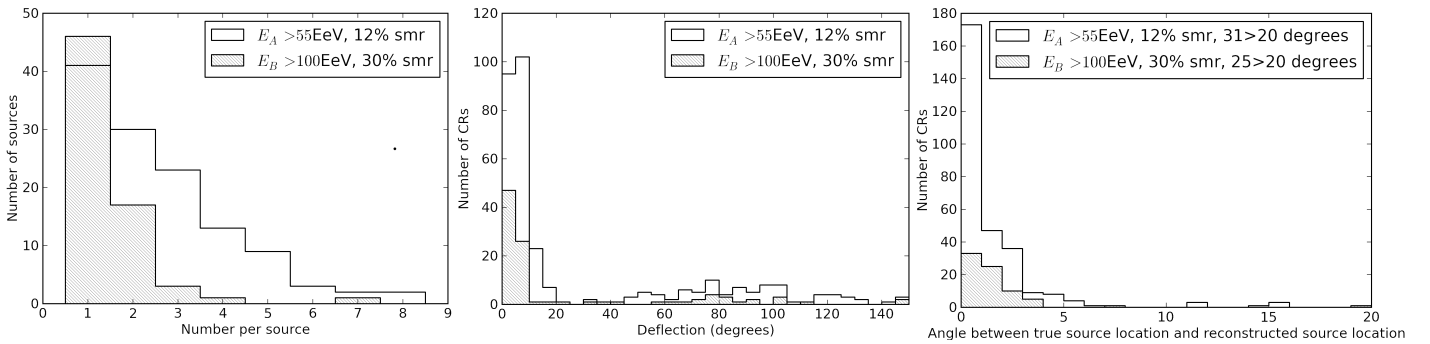


Fig. 4: Left: Multiplicity distribution of sources. Center: Distribution of separation angle between source direction and arrival direction. Right: Distribution of separation angle between source direction and backtracked arrival direction, assuming the GMF is known [11]. In each histogram there are 100 events with $E_B > 100$ EeV, and 316 with $E_A > 55$ EeV. 25% of the 100 events for the space-based detector make an angle > 20 degrees (when backtracked) to the source location, while only 10% of the 316 events do so for the ground based detector.

There is no qualitative difference between the different source realizations, so we selected the one which is the “best case” for the larger-aperture, lower-resolution space-based detector, in the sense of having the largest number of events truly above 100 EeV. The skyplot for that detector is shown in Fig. 3(left), and for the Auger-like ground based detector in Fig. 3(right). Events falling outside the Auger field of view (FoV) are not plotted. Only 8 of the events recorded by the spaced based detector have true energies above 100 EeV; 4 of the events recorded by the Auger-like detector in the Auger FoV have true energy above 100 EeV. In the other realizations, the number of events actually above 100 EeV ranges from 4-7. The reason the fraction of events really above 100 EeV is so small is that a large number of distant sources can provide events which, with a 30% energy resolution, are measured as ≥ 100 EeV. In this realization, 316 events fall in the Auger FoV.

The distribution of the number of events per source is shown in Fig. 4(top). Here, having a much larger number of well-measured events which can be associated into multiplets is a big advantage for the spaced based detector. The distribution of deflection angles, shown in Fig. 4(center), is also similar for the two detectors, because such a large fraction of the events recorded with the ground based detector are actually at lower energies comparable to the bulk of the events in the spaced based detector. The power to locate sources by backtracking events as the GMF becomes sufficiently well-known is illustrated in Fig. 4(right) which shows the angular separation between the source direction and the backtracked location (based on the measured rather than true energy) for the two detectors. For most Auger events, the charge assignment in this relatively bimodal composition scenario would be quite robust thanks to the good X_{\max} resolution, while the high-aperture, low-resolution space-based detector cannot make individual charge estimates due to its poorer X_{\max} resolution. However, operating synergistically with Auger, in this scenario it would be known that $\approx 85\%$ of the events are protons so the spaced based detector could backtrack all events assuming they were protons and anticipate this will be incorrect for about 15% of the events. A more serious problem for the space-based detector in source-identification results from the 30% energy resolution; this has a big impact on the accuracy of the backtracking, so even with the correct charge assignment and correct GMF, many events reconstruct to far away from their sources.

4.5 Complementarity

The upgraded Auger Observatory and a space-based detector are to a large extent complementary, with each offering important value that cannot be gained with the other. Most obviously, the first generation space-based detector will pioneer what potentially will be a very powerful new technique. As the space-based observational technique is developed, it may be possible to improve the energy and X_{\max} resolution capabilities of future missions sufficiently to have both the larger aperture and adequate measurement precision to be a serious tool for UHECR astrophysics. Only by taking this first exploratory step can future detectors with the required science capabilities be developed.

Complementing this investment in developing a new technique, the Auger upgrade will take advantage of knowledge gained in the operations to date, to greatly improve the capabilities of an already proven technique. First, enhanced direct muon detection and upgraded SD electronics, will allow individual showers to be studied in exquisite detail, providing individual longitudinal profiles of muonic shower development, as well as separate lateral profiles of the EM and muonic components of each shower. In addition to increasing by an order of magnitude the rate of accumulation of events with hybrid-like information, the detailed spatial information on muons will strongly constrain the hadronic interaction modeling and enable the properties of the primaries to be characterized with much greater confidence and precision.

Furthermore, these same capabilities of the upgraded detector will allow composition-sensitive measurements using the surface detector alone, and thus will provide an order-of-magnitude increase in the aperture for composition-tagging. This will enable composition fractions to be constrained up to trans-GZK energies and enhance source detection by reducing the “background noise” from events which are likely to be high-Z and more strongly deflected, allowing them to be identified and de-weighted in anisotropy analyses.

In addition to the above “orthogonal” virtues of the two approaches, having both instruments operating at the same time will have synergistic aspects. The lack of strong clustering or multiplets in UHECRs detected to date, presents us with diametrically opposite possibilities for the sources. Sources may be abundant but weak, with most sources giving few or no events in detectors the size of Auger. Or, sources may be rare, such that a significant fraction of events at high energy come from a single source, but the sources do not manifest themselves via producing clusters of events because the highest energy UHECRs have high Z and large magnetic deflections. In both these cases, there is a relatively high chance that neither JEM-EUSO nor the Auger Observatory will see enough clustering to identify sources directly. Having the composition information that the upgraded Auger will provide will enable us to discriminate between the different scenarios. Finally, although it is difficult to construct a scenario in which present limits on anisotropy are compatible with a single or small number of sources becoming evident with a factor-few increase in statistics, in the optimistic case that the added statistics of JEM-EUSO were to identify a region of enhanced flux, Auger’s excellent energy resolution and composition-estimation capabilities would allow better separation between events from a single source and “background”

events, and enhance the potential for localizing the source via GMF backtracking.

5 Summary

The Auger Collaboration plans to upgrade the Auger Observatory, with the primary science goals:

- elucidate the origin of the flux suppression at the highest energies;
- measure the composition of UHECRs up to highest energies, with sufficient resolution to detect a 10% proton component;
- provide composition-tagging to facilitate anisotropy studies;
- study hadronic interactions at center-of-mass energies an order-of-magnitude greater than at the LHC.

The capabilities and science reach of an upgraded Auger Observatory and a first generation space-based UHE cosmic ray detector are complementary. The former will answer the most urgent questions confronting UHECR science today, while the latter will pioneer a new technique which holds the promise of extending our future scientific capabilities.

References

- [1] J.H. Adams Jr., et al., "An evaluation of the exposure in nadir observation of the JEM-EUSO mission", *Astroparticle Physics* **44** (2013) 76-90.
- [2] M. Casolino, et al., "Detecting ultra-high energy cosmic rays from space with unprecedented acceptance: objectives and design of the JEM-EUSO mission", *Astrophys. Spaci Sci Trans.* **7**, (2011) 477-482.
- [3] Measurement of the energy spectrum of cosmic rays above 10^{18} eV using the Pierre Auger Observatory, The Pierre Auger Collaboration, *Physics Letters B* **685** (2010) 239-246.
- [4] V. Brümmel, R. Engel, M. Roth, "On the importance of the energy resolution for identifying sources of UHECRS", 33rd ICRC, Rio de Janeiro, (2013).
- [5] The Pierre Auger Collaboration, *JCAP* **02** (2013) 026.
- [6] E. Ahn for the Auger Collaboration, "Inferences about the mass composition of cosmic rays from data on the depth of maximum at the Auger Observatory", 33rd ICRC, Rio de Janeiro, (2013).
- [7] V. de Souza, "An update on the measurements of the depth of shower maximum made at the Pierre Auger Observatory", 33rd ICRC, Rio de Janeiro, (2013).
- [8] B. Kegl for the Auger Collaboration, "Measurement of the muon signal using the temporal and spectral structure of the signals in surface detectors of the Pierre Auger Observatory", 33rd ICRC, Rio de Janeiro, (2013).
- [9] D. Garcia-Gamez for the Auger Collaboraton, "Observations of the longitudinal development of extensive air showers with the surface detectors of the Pierre Auger Observatory", 33rd ICRC, Rio de Janeiro, (2013).
- [10] R. Jansson and G. R. Farrar, "A New Model of the Galactic Magnetic Field," *Astrophys. J.* **757**, 14 (2012).
- [11] G. R. Farrar, R. Jansson and J. Roberts, "UHECR correlations taking account of Galactic magnetic deflections", 33rd ICRC, Rio de Janeiro, (2013).