

Relativistic viscous hydrodynamics for heavy-ion collisions with ECHO-QGP

L. Del Zanna,^{1,2,3,*} V. Chandra,² G. Inghirami,^{1,2} V. Rolando,^{4,5}
A. Beraudo,⁶ A. De Pace,⁷ G. Pagliara,^{4,5} A. Drago,^{4,5} and F. Becattini^{1,2,8}

¹*Dipartimento di Fisica e Astronomia, Università di Firenze, Via G. Sansone 1, I-50019 Sesto F.no (Firenze), Italy*

²*INFN - Sezione di Firenze, Via G. Sansone 1, I-50019 Sesto F.no (Firenze), Italy*

³*INAF - Osservatorio Astrofisico di Arcetri, L.go E. Fermi 5, I-50125 Firenze, Italy*

⁴*Dipartimento di Fisica e Scienze della Terra, Università di Ferrara, Via Saragat 1, I-44100 Ferrara, Italy*

⁵*INFN - Sezione di Ferrara, Via Saragat 1, I-44100 Ferrara, Italy*

⁶*Physics Department, Theory Unit, CERN, CH-1211 Genève 23, Switzerland*

⁷*INFN - Sezione di Torino, Via P. Giuria 1, I-10125 Torino, Italy*

⁸*Frankfurt Institute for Advanced Studies and University of Frankfurt, D-60438 Frankfurt am Main, Germany*

(Dated: May 18, 2022)

We present ECHO-QGP, a numerical code for (3+1)-dimensional relativistic viscous hydrodynamics designed for the modeling of the space-time evolution of the matter created in high energy nuclear collisions. The code has been built on top of the *Eulerian Conservative High-Order* astrophysical code for general relativistic magneto-hydrodynamics [Del Zanna *et al.*, *Astron. Astrophys.* 473, 11, 2007] and here it has been upgraded to handle the physics of the Quark-Gluon Plasma. ECHO-QGP features second-order treatment of causal relativistic viscosity effects in both Minkowskian or Bjorken coordinates; partial or complete chemical equilibrium of hadronic species before kinetic freeze-out; initial conditions based on the optical Glauber model, including a Monte-Carlo routine for event-by-event fluctuating initial conditions; a freeze-out procedure based on the Cooper-Frye prescription. The code is extensively validated against several test problems and results always appear accurate, as guaranteed by the combination of the conservative (shock-capturing) approach and the high-order methods employed. ECHO-QGP can be extended to include evolution of the electromagnetic fields coupled to the plasma.

PACS: 25.75.-q, 47.75.+f, 12.38.Mh, 25.75.Ld

I. INTRODUCTION

Physics of strong interaction, described by quantum chromodynamics (QCD), has many fascinating aspects. Among them color confinement (absence of isolated quarks and gluons in nature) and asymptotic freedom (quarks and gluons behave as if they were free at large energies/temperatures) are the most celebrated ones. Based on these properties, QCD predicts a deconfined phase of matter at high temperature where quarks and gluons are effectively free beyond the nucleonic volume. This state of matter, which one tries to reproduce in relativistic heavy-ion collision experiments, is commonly known as Quark-Gluon Plasma (QGP).

Experimental observations strongly suggest that the QGP, near the critical temperature, behaves more like a nearly perfect fluid than like a free gas of quarks and gluons [1, 2]. To interpret the experimental signatures of deconfinement in heavy-ion collisions one would like to know the entire evolution of the produced matter. Relativistic hydrodynamic (RHD) modeling of the QGP evolution has been fairly successful in understanding particle spectra, flow and correlations (*e.g.* [3]). The current state of the art is represented by second order viscous RHD calculations in (3+1)-D. In particular, the RHD models were able to reproduce the transverse momentum spectra of hadrons in central and semi-central collisions, including the anisotropy in non-central collisions – quantified in terms of the elliptic flow coefficient v_2 – in the range of the transverse momentum up to about 1.5 – 2.0 GeV/c [4, 5], which covers more than 99 % of the emitted particles. These outcomes from ideal RHD, found to be in agreement with the experimental data, were suggestive of an early thermalization of the QGP in ultrarelativistic heavy ion collisions and

of its strongly interacting (non-perturbative) nature, giving rise to the notion of a strongly-coupled QGP that behaves like an almost perfect fluid, *i.e.* with nearly vanishing shear viscosity, bulk viscosity, and thermal conductivity.

Initial formulations of relativistic viscous fluid dynamics were based on the extension of Navier-Stokes equations by Eckart [6] and Landau [7]. These descriptions ran into difficulties due to the acausal behavior of the propagation of short wavelength modes. To cure this problem, second order dissipative RHD was formulated almost four decades ago by Israel and Stewart [8] and Müller [9, 10]. In this formalism, the dissipative flows become independent dynamical entities whose kinetic equation of motions are coupled, and need to be solved, simultaneously with the hydrodynamic evolution equations. Viscous RHD numerical studies were initially limited to (1+1)-D [11–15] and to (2+1)-D assuming longitudinal boost-invariance [16–22], both with averaged as well as with fluctuating initial conditions. More recently, also (3+1)-D simulations of heavy-ion collisions have been performed, both with and without dissipative effects [4, 23–26], and they turned out to be quite successful in understanding the bulk and flow properties of the QGP [26–30].

In this paper, we present a new viscous RHD code for heavy-ion collisions: ECHO-QGP. It is based on the *Eulerian Conservative High-Order* (ECHO) code developed by Del Zanna *et al.* [31] for astrophysical applications and currently adapted to face the physics of relativistic heavy-ion collisions. The original ECHO code can handle non-vanishing conserved-number currents as well as electromagnetic fields, which are essential for the astrophysical computations, in any (3+1)-D metric of General Relativity. Recent developments include the coupling to elliptic solvers for Einstein equations, for situations where self-gravity is important [32], and modifications to the Ohm law in the presence of turbulent mean-field dynamo and dissipative effects [33]. Here the conservative approach and shock-capturing properties of the original code (needed to handle strongly non-linear effects), as well as the high-order numerical procedures (to achieve accurate resolution of small scale features), are fully preserved. However, in view of the fact that the QGP produced at RHIC

* luca.delzanna@unifi.it

and LHC energies is almost baryon-free, we leave the inclusion of finite baryon density for the future (a sort of number density will be evolved as a tracer just for numerical reasons) and we neglect all possible electromagnetic effects at this stage.

Actually, in high-energy nuclear collisions a large magnetic field (up to $\sim 10^{15}$ Tesla) may be present, but its evolution in the plasma in a full electromagneto-relativistic-hydrodynamical calculation has not been tackled so far. There is a growing interest on its possible role, particularly in the presence of non-trivial topological configurations of the color-field [34]. ECHO-QGP, developed starting from a relativistic magneto-hydrodynamic code, could naturally allow the inclusion of a non-vanishing electromagnetic field: this will represent our next topic of research, first within an ideal MHD setup, then for the case of a resistive plasma.

In the following, we shall present the formalism implemented into ECHO-QGP. Then we will describe the various equations of state, initial conditions, and diagnostics procedures employed, solve the evolution equations (in both Minkowski and Bjorken coordinates). Finally we will display the outcomes of a rich sample of validation tests and of simulations appropriate to compare with RHIC-type data.

The paper is organized as follows. In Sec. II, the mathematical formalism and the physical assumptions are described; Sec. III deals with the description on the algorithms and the numerical tests of the code. In Sec. IV, the freeze-out procedure adopted in our analysis is described. Results as appropriate to RHIC-type data are presented and discussed in Sec. V. Sec. VI offers conclusions, plausible extensions, and outlook of the work. Finally, some of the formalism and computational details are presented in the Appendices.

A. Notations

We adopt the following notations in this article. Natural units are used throughout, that is $\hbar = c = k_B = 1$. The signature of the metric tensor is chosen to be $(-1, +1, +1, +1)$, as often employed in numerical relativity, especially in the astrophysical community (and in the original ECHO code). Greek indices used in four-vectors range from 0 to 3, while Latin indices, ranging from 1 to 3, are used for spatial components. In the numerical tests and applications, we will consider two systems, *viz.* Minkowski coordinates (t, x, y, z) and Bjorken coordinates (τ, x, y, η_s) , which are the most appropriate for heavy ion collisions (see the appendices). The covariant derivative is denoted as d_μ , then $d_\lambda g_{\mu\nu} = 0$, and we adopt ∂_μ for the ordinary derivative and $\Gamma_{\alpha\beta}^\lambda$ for the connection. The action of the covariant derivative on any (mixed, rank 2) tensor T_β^α is then as follows

$$d_\mu T_\beta^\alpha = \partial_\mu T_\beta^\alpha + \Gamma_{\mu\lambda}^\alpha T_\beta^\lambda - \Gamma_{\mu\beta}^\lambda T_\lambda^\alpha,$$

where the Christoffel symbol is defined as

$$\Gamma_{\alpha\beta}^\lambda = \frac{1}{2} g^{\lambda\gamma} (\partial_\alpha g_{\gamma\beta} + \partial_\beta g_{\alpha\gamma} - \partial_\gamma g_{\alpha\beta}).$$

The fluid four velocity is denoted as $u^\mu \equiv \gamma(1, v^i)$, with the normalizing condition $u_\mu u^\mu = -1$ providing the definition of the fluid Lorentz factor $\gamma = (1 - g_{ij}v^i v^j)^{-1/2}$, where $v^i \equiv u^i/\gamma$ and $\gamma \equiv u^0$. The orthogonal projector is

$$\Delta^{\mu\nu} \equiv g^{\mu\nu} + u^\mu u^\nu,$$

and the quantities will be split according to it. The covariant derivative can also be always written as

$$d_\mu = -u_\mu D + \nabla_\mu,$$

where the comoving derivative in the temporal direction has been defined as $D \equiv u^\alpha d_\alpha$, whereas the spatial comoving derivative as $\nabla_\mu \equiv \Delta_\mu^\alpha d_\alpha$.

II. FORMALISM AND PHYSICAL ASSUMPTIONS

A. Relativistic viscous hydrodynamics

The basic quantities needed to describe the dynamics of any relativistic fluid are the current N^μ (associated to any conserved charge) and the energy-momentum tensor $T^{\mu\nu}$, both conserved quantities satisfying the evolution laws

$$d_\mu N^\mu = 0, \quad (1)$$

$$d_\mu T^{\mu\nu} = 0. \quad (2)$$

In the presence of dissipation these quantities can be decomposed in general (see for instance [35]) as

$$N^\mu = n u^\mu + V^\mu, \quad (3)$$

$$T^{\mu\nu} = e u^\mu u^\nu + (P + \Pi) \Delta^{\mu\nu} + \pi^{\mu\nu} + w^\mu u^\nu + w^\nu u^\mu, \quad (4)$$

where $n = -u_\mu N^\mu$ is the charge density, $V^\mu = \Delta_\alpha^\mu N^\alpha$ is the particles diffusion flux, $e = u_\mu T^{\mu\nu} u_\nu$ is the energy density, $P + \Pi = \frac{1}{3} \Delta_{\mu\nu} T^{\mu\nu}$ is the isotropic pressure, and $w^\mu = -\Delta_\alpha^\mu T^{\alpha\beta} u_\beta$ is the energy-momentum flow orthogonal to u^μ . The quantities $\pi^{\mu\nu}$ and Π denote the shear and bulk part of the viscous stress tensor, respectively. The shear viscous tensor is defined as $\pi^{\mu\nu} = [\frac{1}{2}(\Delta_\alpha^\mu \Delta_\beta^\nu + \Delta_\beta^\mu \Delta_\alpha^\nu) - \frac{1}{3} \Delta^{\mu\nu} \Delta_{\alpha\beta}] T^{\alpha\beta}$, and it satisfies the orthogonality ($\pi^{\mu\nu} u_\nu = 0$) and traceless ($\pi_\mu^\mu = 0$) conditions. In the absence of the dissipative quantities ($V^\mu = w^\mu = \pi^{\mu\nu} = \Pi = 0$), we obtain the ideal decompositions $N_{\text{eq}}^\mu = n u^\mu$ and $T_{\text{eq}}^{\mu\nu} = e u^\mu u^\nu + P \Delta^{\mu\nu}$. In the local rest frame of the fluid (LRF), the quantities n and e are fixed to their equilibrium values by utilizing the Landau matching conditions ($n = n_{\text{eq}}$, $e = e_{\text{eq}}$), and the pressure is obtained using an appropriate equation of state (EOS) as $P = \mathcal{P}(e, n) = \frac{1}{3} \Delta_{\mu\nu} T_{\text{eq}}^{\mu\nu}$.

At this stage, there are two possibilities as far as the selection of the frame is concerned. One can either choose the Landau frame in which $w^\mu = 0$ (no net energy-momentum dissipative flow) or the Eckart frame in which $V^\mu = 0$ (no charge dissipative flow). Since the QGP in experiments is created at vanishingly small baryon density and the equation of state can be assumed in the form $P = \mathcal{P}(e)$, the former choice of frame is more convenient for us, so we shall choose the Landau frame where $w^\mu = 0$. Therefore, we have only one quantity left to describe the dynamics of the fluid under consideration, *viz.* $T^{\mu\nu}$, and the equation for N^μ becomes redundant.

It is now convenient to decompose the conservation law in Eq. (2) along the directions parallel and orthogonal to u^μ , in order to derive the energy and momentum equations, respectively. Before doing so, let us introduce some useful kinematic quantities. The covariant derivative of the fluid velocity can be decomposed in its *irreducible tensorial parts* as [36]

$$d_\mu u_\nu = \sigma_{\mu\nu} + \omega_{\mu\nu} - u_\mu D u_\nu + \frac{1}{3} \Delta_{\mu\nu} \theta, \quad (5)$$

where we define the (transverse, traceless, and symmetric) *shear tensor*, the (transverse, traceless, and antisymmetric) *vorticity tensor*, and the *expansion scalar* respectively as

$$\begin{aligned} \sigma_{\mu\nu} &= \frac{1}{2} (\nabla_\mu u_\nu + \nabla_\nu u_\mu) - \frac{1}{3} \Delta_{\mu\nu} \theta, \\ &= \frac{1}{2} (d_\mu u_\nu + d_\nu u_\mu) + \frac{1}{2} (u_\mu D u_\nu + u_\nu D u_\mu) - \frac{1}{3} \Delta_{\mu\nu} \theta, \end{aligned} \quad (6)$$

$$\begin{aligned} \omega_{\mu\nu} &= \frac{1}{2} (\nabla_\mu u_\nu - \nabla_\nu u_\mu) \\ &= \frac{1}{2} (d_\mu u_\nu - d_\nu u_\mu) + \frac{1}{2} (u_\mu D u_\nu - u_\nu D u_\mu), \end{aligned} \quad (7)$$

$$\theta = \nabla_\mu u^\mu = d_\mu u^\mu. \quad (8)$$

With the above definitions, the relativistic energy and momentum equations can be written as

$$De + (e + P + \Pi)\theta + \pi^{\mu\nu}\sigma_{\mu\nu} = 0, \quad (9)$$

$$(e + P + \Pi)Du_\nu + \nabla_\nu(P + \Pi) + \Delta_\nu^\beta \nabla_\alpha \pi_\beta^\alpha + Du^\mu \pi_{\mu\nu} = 0, \quad (10)$$

and the latter is clearly orthogonal to u_ν .

The bulk and shear viscous parts of stress tensor, including terms up to second-order in the velocity gradients, satisfies the following evolution equations:

$$D\Pi = -\frac{1}{\tau_\Pi}(\Pi + \zeta\theta) - \frac{4}{3}\Pi\theta, \quad (11)$$

$$\Delta_\alpha^\mu \Delta_\beta^\nu D\pi^{\alpha\beta} = -\frac{1}{\tau_\pi}(\pi^{\mu\nu} + 2\eta\sigma^{\mu\nu}) - \frac{4}{3}\pi^{\mu\nu}\theta - \lambda(\pi^{\mu\lambda}\omega_\lambda^\nu + \pi^{\nu\lambda}\omega_\lambda^\mu) \quad (12)$$

For their derivation and for the most general structure of the evolution equations for Π and $\pi^{\mu\nu}$ we refer the reader to [37, 38]. In our analysis, we ignore terms that are quadratic in Π , $\pi^{\mu\nu}$ and $\omega^{\mu\nu}$. To obtain the solution of the above evolution equations we shall need to specify η , ζ , the shear and bulk relaxation times τ_π and τ_Π – and the other second-order transport parameter $\lambda \equiv \lambda_2/\eta$ [38]. The parameter λ_2 is known in $\mathcal{N} = 4$ Super-symmetric Yang Mills theory [38], but not in QCD in a non-perturbative domain. The vorticity contribution in Eq. (12) in the present analysis will be mostly ignored by letting $\lambda = 0$, whereas in specific runs it will be chosen to be 1 as in [35].

Now, after employing the definition of the orthogonal projector and the orthogonality condition $u_\mu \pi^{\mu\nu} = 0$, we can rewrite Eq. (12) as

$$D\pi^{\mu\nu} = -\frac{1}{\tau_\pi}(\pi^{\mu\nu} + 2\eta\sigma^{\mu\nu}) - \frac{4}{3}\pi^{\mu\nu}\theta + \mathcal{I}_1^{\mu\nu} + \mathcal{I}_2^{\mu\nu}, \quad (13)$$

where the source term $\mathcal{I}_1^{\mu\nu}$ comes from the orthogonal projection, while $\mathcal{I}_2^{\mu\nu}$ is the vorticity contribution term. Their expression is the following

$$\mathcal{I}_1^{\mu\nu} = (\pi^{\lambda\mu}u^\nu + \pi^{\lambda\nu}u^\mu)Du_\lambda, \quad (14)$$

$$\mathcal{I}_2^{\mu\nu} = -\lambda(\pi^{\mu\lambda}\omega_\lambda^\nu + \pi^{\nu\lambda}\omega_\lambda^\mu). \quad (15)$$

B. Implementation in ECHO-QGP

Let us look at the hydrodynamic equations that are obtained by invoking the conservation of $T^{\mu\nu}$ and the evolution equations for Π and $\pi^{\mu\nu}$ in the context of the ECHO code. The ECHO-QGP equations must be written as conservative balance laws and here we will make an effort to remain as close as possible to the formalism originally employed in [31]. Even when working in the Landau frame, it is convenient to evolve the continuity equation (in the limit $V^\mu = 0$) for numerical reasons. This becomes

$$Dn + n\theta = 0, \quad (16)$$

and basically the number density n must be interpreted just as a tracer responding to the evolution of the fluid velocity through the expansion scalar θ . In conservation form this is

$$d_\mu N^\mu = |g|^{-\frac{1}{2}}\partial_\mu(|g|^{\frac{1}{2}}N^\mu) = 0 \quad (17)$$

or also

$$\partial_0(|g|^{\frac{1}{2}}N^0) + \partial_k(|g|^{\frac{1}{2}}N^k) = 0, \quad (18)$$

where $N^0 = n\gamma$ and $N^k = n\gamma v^k$. The energy-momentum conservation equation can be expressed as

$$d_\mu T_\nu^\mu = |g|^{-\frac{1}{2}}\partial_\mu(|g|^{\frac{1}{2}}T_\nu^\mu) - \Gamma_{\nu\lambda}^\mu T_\mu^\lambda = 0, \quad (19)$$

where the relation $\Gamma_{\mu\lambda}^\mu = |g|^{-\frac{1}{2}}\partial_\lambda|g|^{\frac{1}{2}}$ has been employed, g being the determinant of the metric tensor. We can further rewrite this equation as

$$\partial_0(|g|^{\frac{1}{2}}T_\nu^0) + \partial_k(|g|^{\frac{1}{2}}T_\nu^k) = |g|^{\frac{1}{2}}\Gamma_{\nu\lambda}^\mu T_\mu^\lambda = |g|^{\frac{1}{2}}\frac{1}{2}T^{\lambda\mu}\partial_\nu g_{\lambda\mu}, \quad (20)$$

where the symmetry properties of the energy-momentum tensor have been now exploited.

Since our aim is to write all the equations in a conservative form, so that the same numerical techniques can be conveniently used for the whole system, the evolution equation of the dissipative fluxes $\pi^{\mu\nu}$ and Π can also be cast in this above form of balance laws. We then use the $d_\mu N^\mu = 0$ relation in order to rewrite the $D \equiv u^\mu d_\mu$ derivatives. If one multiplies the viscous evolution equations by the tracer n one has

$$\partial_0(|g|^{\frac{1}{2}}N^0\Pi) + \partial_k(|g|^{\frac{1}{2}}N^k\Pi) = |g|^{\frac{1}{2}}n[-\frac{1}{\tau_\Pi}(\Pi + \zeta\theta) - \frac{4}{3}\Pi\theta] \quad (21)$$

and

$$\begin{aligned} &\partial_0(|g|^{\frac{1}{2}}N^0\pi^{\mu\nu}) + \partial_k(|g|^{\frac{1}{2}}N^k\pi^{\mu\nu}) = \\ &|g|^{\frac{1}{2}}n[-\frac{1}{\tau_\pi}(\pi^{\mu\nu} + 2\eta\sigma^{\mu\nu}) - \frac{4}{3}\pi^{\mu\nu}\theta + \mathcal{I}_0^{\mu\nu} + \mathcal{I}_1^{\mu\nu} + \mathcal{I}_2^{\mu\nu}], \end{aligned} \quad (22)$$

where we have singled out

$$\mathcal{I}_0^{\mu\nu} = -u^\alpha(\Gamma_{\alpha\lambda}^\mu \pi^{\lambda\nu} + \Gamma_{\alpha\lambda}^\nu \pi^{\mu\lambda}) \quad (23)$$

as a separated source term, which clearly vanishes in the Minkowski metric. The technique of introducing a conserved-number current as a tracer is exploited in a similar way within a recent code for (2+1)-D Lagrangian hydrodynamics [39] to solve the evolution equation of the bulk viscous pressure Π .

Due to the orthogonality condition, only 6 out of 10 components of the viscous stress tensor are independent (here we decide not to impose the additional traceless condition). Our choice for ECHO-QGP is to evolve only the 6 spatial components π^{ij} . Then we can combine Eqs. (20-21) in matrix form as a system of $1 + 3 + 1 + 1 + 6 = 12$ balance laws

$$\partial_0 \mathbf{U} + \partial_k \mathbf{F}^k = \mathbf{S}, \quad (24)$$

where

$$\mathbf{U} = |g|^{\frac{1}{2}} \begin{pmatrix} N \equiv N^0 \\ S_i \equiv T_i^0 \\ E \equiv -T_0^0 \\ N\Pi \\ N\pi^{ij} \end{pmatrix}, \quad \mathbf{F}^k = |g|^{\frac{1}{2}} \begin{pmatrix} N^k \\ T_i^k \\ -T_0^k \\ N^k\Pi \\ N^k\pi^{ij} \end{pmatrix} \quad (25)$$

are respectively the set of *conservative variables* and *fluxes*, while the source terms are given by

$$\mathbf{S} = |g|^{\frac{1}{2}} \begin{pmatrix} 0 \\ \frac{1}{2}T^{\mu\nu}\partial_i g_{\mu\nu} \\ -\frac{1}{2}T^{\mu\nu}\partial_0 g_{\mu\nu} \\ n[-\frac{1}{\tau_\Pi}(\Pi + \zeta\theta) - \frac{4}{3}\Pi\theta] \\ n[-\frac{1}{\tau_\pi}(\pi^{ij} + 2\eta\sigma^{ij}) - \frac{4}{3}\pi^{ij}\theta + \mathcal{I}_0^{ij} + \mathcal{I}_1^{ij} + \mathcal{I}_2^{ij}] \end{pmatrix}. \quad (26)$$

The above Eqs. (24-26) represent the set of ECHO-QGP equations in the most general form (we recall that ECHO can work in any kind of GR metric). We shall specify them in Minkowski and Bjorken coordinates in full (3+1)-D in Appendix B.

Let us now proceed to the estimation of the *primitive variables* like the fluid velocity and the local energy density, which are needed at every timestep of the evolution to calculate the above fluxes and source terms, as well as all the quantities for diagnostics. In order to do so, we first rewrite the energy-momentum components as needed in our evolution equations above, assuming for simplicity a metric in which $g_{00} = -1$ and $g_{0i} = 0$ (both conditions are met either by flat

space and Bjorken coordinates). First, the orthogonality conditions $\pi^{\mu\nu}u_\nu = 0$ yield the relations

$$\pi^{0i} = \pi^{ij}v_j, \quad \pi^{00} = \pi^{0i}v_i = \pi^{ij}v_iv_j, \quad (27)$$

where $v^i = u^i/\gamma$, $v_i = g_{ij}v^j$, and $\gamma = (1 - v_iv^i)^{-1/2}$. Then, we rewrite the conservative variables as

$$N = n\gamma, \quad (28)$$

$$S^i = (e + P + \Pi)\gamma^2 v^i + \pi^{0i}, \quad (29)$$

$$E = (e + P + \Pi)\gamma^2 - (P + \Pi) + \pi^{00}, \quad (30)$$

where we have substituted $S^i = g^{ij}S_j$ and $\pi^{00} = -\pi^0_0$. Now, provided that π^{ij} are also conserved variables (since N is a conserved variable in turn), if the v^i components were known then the LRF charge and energy densities would be given by

$$e = E - g_{ij}S^i v^j, \quad n = N/\gamma, \quad (31)$$

then also the pressure $P = \mathcal{P}(e)$ or even $P = \mathcal{P}(e, n)$ can be worked out. However, the procedure that we have found more stable is reported below, which is basically an iteration of the one for ideal relativistic hydrodynamics, assuming that corrections due to viscous terms are small (therefore a few iterations of it will be required).

- An external cycle on v^i components is performed, starting from the values at the previous time-step. Then we define the quantities

$$\tilde{E} = E - \pi^{00}, \quad \tilde{S}^i = S^i - \pi^{0i};$$

- An inner cycle on P is performed, then we define

$$\tilde{P}(P) = P + \Pi, \quad v^2(P) = \tilde{S}^2/(\tilde{E} + \tilde{P})^2$$

and

$$e(P) = (\tilde{E} + \tilde{P})(1 - v^2) - \tilde{P}, \quad n(P) = N\sqrt{1 - v^2}.$$

The cycle can be iterated via a Newton-Raphson procedure, trying to minimize the quantity

$$f(P) = \mathcal{P}[e(P), n(P)] - P,$$

where

$$f'(P) = \frac{\partial \mathcal{P}}{\partial e} \frac{de}{dP} + \frac{\partial \mathcal{P}}{\partial n} \frac{dn}{dP} - 1,$$

and then

$$P_{\text{new}} = P - f(P)/f'(P),$$

until $|P_{\text{new}} - P| \rightarrow 0$ to a given tolerance.

- Once the pressure for the old choice of v^i components has been found, the new choice is provided by

$$v^i_{\text{new}} = \tilde{S}^i/(\tilde{E} + \tilde{P}),$$

and the external loop is closed when a given tolerance in $v^i_{\text{new}} - v^i$ terms is reached.

Notice that, in the ideal case, there is no need of the external iteration since $\tilde{E} \equiv E$, $\tilde{S}^i \equiv S^i$, $\tilde{P} \equiv P$. The same would hold if also the π^{00} and π^{0i} viscous terms were evolved. Thanks to the conservative nature of N , they would be in fact conservative variables in turn, without the need to retrieve them via the orthogonality condition (which implies the use of unknown velocity terms).

Before concluding the section, we anticipate another ingredient required by the numerical evolution scheme. In the evaluation of *numerical fluxes* (and also of the maximum time-step allowed) the

local fastest characteristic speeds associated to the Jacobian $\partial \mathbf{F}^k / \partial \mathbf{U}$ are required, for every direction k . In the ideal case we have [31]

$$\lambda_{\pm}^k = \frac{(1 - c_s^2)v^k \pm \sqrt{c_s^2(1 - v^2)[(1 - v^2 c_s^2)g^{kk} - (1 - c_s^2)v^{k2}]}{1 - v^2 c_s^2}, \quad (32)$$

where the sound speed is given by

$$c_s^2 = \frac{\partial \mathcal{P}}{\partial e} + \frac{n}{e + P} \frac{\partial \mathcal{P}}{\partial n}. \quad (33)$$

The same numerical scheme has also been applied in the presence of viscosity.

C. First and second order transport coefficients

As seen in the previous section, the first-order transport coefficients η and ζ (shear and bulk viscosity) appear as input parameters in the evolution equations of the viscous stress tensor. The ratio of these coefficients to the entropy density s is known to be essential to understand to what extent dissipative processes are effective in slowing down the expansion of the fluid in response to pressure gradients. For vanishing baryon densities, we recall the fundamental relation

$$sT = e + P, \quad (34)$$

providing the entropy density once the other thermodynamical quantities are known (see below for the choice of the equation of state).

Elliptic flow measurements at RHIC suggest a maximum value of $\eta/s \sim 0.16$ [40] for Glauber type initial conditions [41] and of $\eta/s \sim 0.24$ for Color Glass Condensate (CGC) type initial conditions [42, 43], which entail a larger spatial eccentricity with respect to optical-Glauber calculations. In the present paper, where we employ a Glauber initialization, we let η/s vary within the range $0.08 \leq \eta/s \leq 0.16$. Concerning the bulk viscosity, we employ the relation

$$\zeta = 2\eta(\frac{1}{3} - c_s^2), \quad (35)$$

as obtained from the study of strongly coupled gauge theories [44], in which the sound speed is calculated as in Eq. (33) assuming $P = \mathcal{P}(e)$. The second order transport coefficients, *viz.* the shear and bulk relaxation times τ_π and τ_Π , are known both from kinetic theory [8, 12] and from AdS-CFT [38, 45]. Following [5, 24], in ECHO-QGP the choice is

$$\tau_\pi = \tau_\Pi = \frac{3\eta}{sT} \quad (36)$$

As far as the coupling with the vorticity terms is concerned, as anticipated we shall assume either $\lambda = 0$ or $\lambda = 1$.

Finally, note that for RHIC initial conditions, we initialize the ECHO-QGP code by choosing the LRF at τ_0 , where $u^\mu \equiv (1, 0, 0, 0)$. However, in Bjorken coordinates derivatives in θ and $\sigma^{\mu\nu}$ do not all vanish (see Appendix B), thus Π and the components of $\pi^{\mu\nu}$ must be initialized somehow. We use the first-order expressions $\Pi = -\zeta\theta$ and $\pi^{\mu\nu} = -2\sigma^{\mu\nu}$, thus

$$\Pi = -\zeta/\tau, \quad 2\pi^{xx} = 2\pi^{yy} = -\tau^2\pi^{\eta\eta} = \frac{4}{3}\eta/\tau, \quad (37)$$

at $\tau = \tau_0$, with all other components set to zero.

D. Equation of State

Solving hydrodynamic equations require the knowledge of the Equation of State (EOS) of the system, and as anticipated, though

the code is already designed to handle any form for $P = \mathcal{P}(e, n)$, here we shall just consider the case $P = \mathcal{P}(e)$. ECHO-QGP allows the use of any tabulated EOS of this kind, if provided by the user in the format $(T, e/T^4, P/T^4, c_s^2)$, with $c_s^2 \equiv dP/de$.

However, some choices are already implemented in the code and are offered to the user. Test runs can be performed with the ultrarelativistic ideal gas EOS $P = e/3$. More precisely, we set in these cases

$$P = e/3 = \frac{g\pi^2}{90} T^4, \quad c_s^2 = \frac{1}{3}, \quad (38)$$

where $g = 37$ for a non-interacting QGP with 3 light flavors.

More realistic QCD EOS's are included in the package, in the tabulated form mentioned above, and can be selected by the user. The EOS in [46], arising from a weak-coupling QCD calculation with realistic quark masses and employed in the code by Romatschke [18], will be often used in this paper.

ECHO-QGP includes also two tabulated EOS's obtained by matching a Hadron-Resonance-Gas EOS at low temperature with the continuum-extrapolated lattice-QCD results by the Budapest-Wuppertal collaboration [47]. The HRG EOS was obtained by summing the contributions of all hadrons and resonances in the PDG up to a mass of 2 GeV: $P = \sum_r P_r$. In the classical limit $T \ll m_r$ (quantum corrections are included for pions, kaons and η 's) one has simply

$$P_r = g_r \frac{T^2 m_r^2}{2\pi^2} e^{\mu_r/T} K_2\left(\frac{m_r}{T}\right), \quad (39)$$

and the density of resonance r in the cocktail is given by

$$n_r \equiv \left(\frac{\partial P}{\partial \mu_r}\right)_T = g_r \frac{T m_r^2}{2\pi^2} e^{\mu_r/T} K_2\left(\frac{m_r}{T}\right). \quad (40)$$

In the Chemical Equilibrium case (CE) in the hadronic phase all the chemical potentials vanish ($\mu_r = 0$) and the multiplicity of any resonance r is simply set by the temperature through the ratio m_r/T . On the other hand experimental data provide evidence that the chemical freeze-out – in which particle ratios are fixed – occurs earlier than the kinetic one, in which particle spectra gets frozen. A realistic EOS should in principle contain the correct chemical composition in the hadronic phase. This can be enforced in the following way. At the chemical freeze-out temperature T_c the abundances n_r of all the resonances are determined by Eq. (40) with $\mu_r = 0$. Afterwards the fireball evolves maintaining Partial Chemical Equilibrium (PCE): elastic interactions mediated by resonances ($\pi\pi \rightarrow \rho \rightarrow \pi\pi$, $K\pi \rightarrow K^* \rightarrow K\pi$, $p\pi \rightarrow \Delta \rightarrow p\pi$...) are allowed, changing the abundance of the single resonances r , but conserving the “effective multiplicity” of stable hadrons h ($\pi, K, \eta, N, \Lambda, \Sigma, \Xi$ and Ω)

$$\bar{n}_h = n_h + \sum_{r \neq h} n_r \langle N_h^r \rangle, \quad (41)$$

where $\langle N_h^r \rangle$ represents the average number of hadrons h coming from the decay of resonance r . Furthermore the multiplicity of resonance r is fixed by the chemical potential $\mu_r \equiv \sum_h \langle N_h^r \rangle \mu_h$. Assuming an isentropic expansion of the fireball, PCE is set fixing at each temperature the chemical potentials μ_h so to satisfy the relation

$$\frac{\bar{n}_h(T, \{\mu_{h'}\})}{s(T, \{\mu_{h'}\})} = \frac{\bar{n}_h(T_c, \{\mu_{h'} = 0\})}{s(T_c, \{\mu_{h'} = 0\})}, \quad (42)$$

which amounts to the conservation of the entropy per (effective) particle throughout the medium evolution. Both in the CE and in the PCE case the transition from the lattice-QCD to the HRG description is performed at the temperature $T = 150$ MeV where the matching looks sufficiently smooth: results for the EOS are displayed in

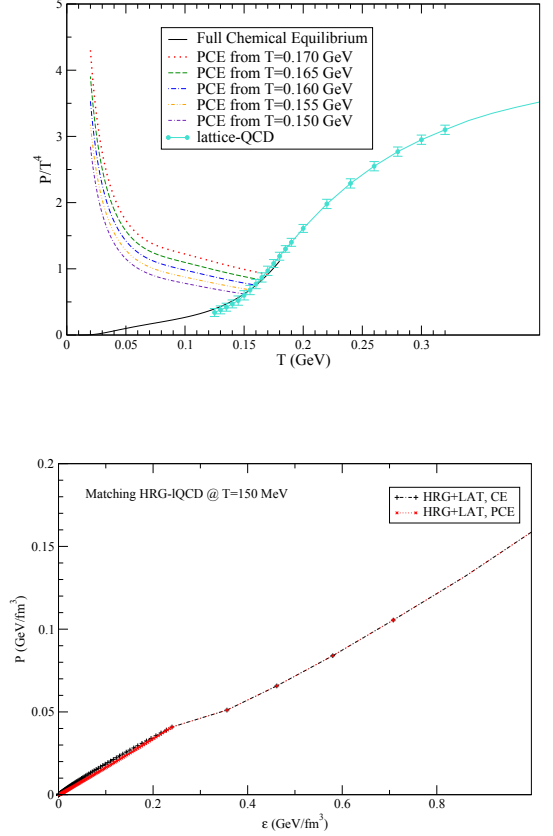


FIG. 1. Upper panel: HRG EOS, with chemical (CE, black continuous line) and partial chemical equilibrium (PCE, colored dotted/dashed lines), vs the lattice-QCD results in [47] (turquoise points). Lower panel: the EOS $P(e)$ resulting from the matching of HRG with lattice-QCD results, in the CE (in black) and PCE (in red) cases. The matching has been performed at the temperature $T = 150$ MeV.

Fig. 1. A tabulation of the HRG+IQCD EOS in the PCE case is also part of the ECHO-QGP code.

Finally, we set the acronyms for the different equations of state currently implemented in ECHO-QGP. The ultrarelativistic ideal gas $P = e/3$ EOS will be labeled henceforth as EOS-I, and will be used mainly for testing purposes. The EOS computed by Laine and Schröder [46] will be termed as EOS-LS. The one with HRG+Lattice with CE (HRG+LAT+CE) will be termed as EOS-CE (though it will be not used in this paper), while the analog one with partial chemical equilibrium will be labeled as EOS-PCE.

E. Initial conditions

Various choices of initial conditions are implemented in the code and are selectable by the user, including test problems used for the numerical validation of the code.

For physical applications, ECHO-QGP will be mostly tested with smooth initial conditions based on the optical Glauber model. Ini-

tialization is done by setting either the energy-density or the entropy-density distribution at the initial time τ_0 . In the (2+1)-D case these quantities receive both a soft (proportional to n_{part}) and a hard (proportional to n_{coll}) contribution, with relative weight given by the coefficient $\alpha \in [0, 1]$ (see, e. g. [48]). We set

$$e(\tau_0, \mathbf{x}; b) = e_0 \left[(1 - \alpha) \frac{n_{\text{part}}(\mathbf{x}; b)}{n_{\text{part}}(\mathbf{0}; 0)} + \alpha \frac{n_{\text{coll}}(\mathbf{x}; b)}{n_{\text{coll}}(\mathbf{0}; 0)} \right], \quad (43)$$

where $e(\tau_0, \mathbf{x}; b)$ stands for either the energy or the entropy-density and e_0 is the corresponding value at $\mathbf{x} = \mathbf{0}$ and $b = 0$, \mathbf{x} and b being the coordinates in the transverse plane and the impact parameter, respectively. In the optical Glauber model the density of participants $n_{\text{part}}(\mathbf{x}; b) \equiv n_{\text{part}}^A(\mathbf{x}; b) + n_{\text{part}}^B(\mathbf{x}; b)$ and of binary collisions in the transverse plane are given by

$$\begin{aligned} n_{\text{part}}^A(\mathbf{x}; b) &= A \widehat{T}_A(\mathbf{x} + \mathbf{b}/2) \left\{ 1 - [1 - \widehat{T}_B(\mathbf{x} - \mathbf{b}/2) \sigma_{NN}^{\text{in}}]^B \right\}, \\ n_{\text{part}}^B(\mathbf{x}; b) &= B \widehat{T}_B(\mathbf{x} - \mathbf{b}/2) \left\{ 1 - [1 - \widehat{T}_A(\mathbf{x} + \mathbf{b}/2) \sigma_{NN}^{\text{in}}]^A \right\}, \end{aligned} \quad (44)$$

and

$$n_{\text{coll}}(\mathbf{x}; b) = AB \sigma_{NN}^{\text{in}} \widehat{T}_A(\mathbf{x} + \mathbf{b}/2) \widehat{T}_B(\mathbf{x} - \mathbf{b}/2), \quad (45)$$

σ_{NN}^{in} being the inelastic nucleon-nucleon cross-section and the nuclear thickness function (normalized to 1) being defined by

$$\widehat{T}_{A/B}(\mathbf{x}) \equiv \int_{-\infty}^{\infty} dz \rho_{A/B}(\mathbf{x}, z). \quad (46)$$

In Eq. (46) ρ is a Fermi parameterization of the nuclear density distribution [49]. Tunable parameters are the maximum initial energy density in central collisions e_0 and the hardness fraction α .

In the 3D case the initialization is performed using the model for the density distribution as in [50, 51]

$$\begin{aligned} e(\tau_0, \mathbf{x}, \eta_s; b) &= \bar{e}_0 \theta(Y_b - |\eta_s|) f^{\text{pp}}(\eta_s) [\alpha n_{\text{coll}}(\mathbf{x}; b) \\ &+ (1 - \alpha) \left(\frac{Y_b - \eta_s}{Y_b} n_{\text{part}}^A(\mathbf{x}; b) + \frac{Y_b + \eta_s}{Y_b} n_{\text{part}}^B(\mathbf{x}; b) \right) \end{aligned} \quad (47)$$

(note that here \bar{e}_0 does not represent the energy or entropy-density at $\mathbf{x} = \mathbf{0}$ and $b = 0$). The initial entropy density vanishes at space-time rapidity η_s larger than the beam-rapidity $Y_b \approx \ln(\sqrt{s_{NN}}/m_p)$; particles produced by the participants of nucleus A/B tend to follow the rapidity of their respective source, the effect being parametrized by the factors $(Y_b \pm \eta_s)/Y_b$. \bar{e}_0 is an overall normalization factor, whereas the function $f^{\text{pp}}(\eta_s)$ describes the rapidity profile in p-p collisions

$$f^{\text{pp}}(\eta_s) = \exp \left[-\theta(|\eta_s| - \Delta\eta) \frac{(|\eta_s| - \Delta\eta)^2}{\sigma_\eta^2} \right]. \quad (48)$$

This is a flat profile for $|\eta_s| \leq \Delta\eta$ and displays a gaussian damping at forward/backward rapidities. The extension of the rapidity plateau $\Delta\eta$ and the width σ_η of the gaussian falloff are the two further parameters describing the rapidity dependence in the 3D case. Any other functional form can be implemented by the user.

ECHO-QGP includes also the possibility of performing event-by-event hydro calculations with fluctuating initial conditions. A simple Glauber Monte Carlo routine is provided with the code:

- A sample of N_{conf} nuclear configurations is generated, extracting randomly the positions of the nucleons of the A and B nuclei from a Woods-Saxon distribution. The transverse positions of the nucleons in each nucleus is then reshuffled into the respective center-of-mass frame.

- For a given configuration a random impact parameter $b \in [0, b_{\text{max}}]$ is extracted from the distribution $dP = 2\pi b db$. Nucleons i (from nucleus A) and j (from nucleus B) collide if $(x_i - x_j)^2 + (y_i - y_j)^2 < \sigma_{NN}/\pi$. If at least a binary nucleon-nucleon collision occurred the event is kept and the information ($\mathbf{x}_{\text{part}}^A$, $\mathbf{x}_{\text{part}}^B$ and \mathbf{x}_{coll}) is stored, otherwise not. The procedure is repeated N_{trials} times for each configuration of the incoming nuclei.

- Each participant nucleon and collision, with a gaussian smearing of variance σ , is a source of energy density (with the parameter α setting the hardness fraction):

$$e(\tau_0, \mathbf{x}) = \frac{K}{2\pi\sigma} \left\{ (1 - \alpha) \sum_{i=1}^{N_{\text{part}}} \exp \left[-\frac{(\mathbf{x} - \mathbf{x}_i^{\text{part}})^2}{2\sigma^2} \right] + \alpha \sum_{i=1}^{N_{\text{coll}}} \exp \left[-\frac{(\mathbf{x} - \mathbf{x}_i^{\text{coll}})^2}{2\sigma^2} \right] \right\}. \quad (49)$$

The model has been employed in [52] and tuned, with a pure dependence on participants ($\alpha = 0$), to Au-Au data at RHIC (see Fig. (2)). The rapidity dependence in the 3D case can be inserted *a posteriori* as in the optical-Glauber initialization of Eq. (47). Storing information both on $\mathbf{x}_{\text{part}}^A$ and on $\mathbf{x}_{\text{part}}^B$ it is even possible to account for the different rapidity dependence of the contributions of the participants from the two nuclei (leading to a direct flow v_1 far from mid-rapidity).

Initial conditions for the flow are chosen in both (2+1)-D and (3+1)-D cases in order to have, at $\tau = \tau_0$, zero transverse flow velocities and a longitudinal flow given by the Bjorken's solution ($Y = \eta_s$, Y being the fluid rapidity). Other choices can be easily implemented.

III. NUMERICAL TESTS

A. Numerical scheme and algorithms

The ECHO-QGP code has been built upon the original ECHO scheme for relativistic hydrodynamics and MHD (in any GR metric, even time dependent like for Bjorken coordinates). Therefore, it shares with it the finite-difference discretization, the conservative approach, and the shock-capturing techniques. The reader is referred to [31] for details, here we just summarize the main procedures (see also [53]).

- The spatial grid is discretized along all the directions of interest as a $N_x \times N_y \times N_z$ set of cells (N_η in Bjorken coordinates). Lower dimensionality runs are always admitted, for example, 2-D tests with boost invariance in Bjorken coordinates are performed by choosing $N_\eta = 1$.
- Physical *primitive variables* are initialized for $t = 0$ (or typically $\tau = 1$ for Bjorken coordinates) as point values at cell centers. Here, as anticipated, we choose the following set of 12 variables:

$$\mathbf{P} = (n, v^i, P, \Pi, \pi^{ij}). \quad (50)$$

- For each direction, primitive variables are reconstructed obtaining *left* (\mathbf{P}_L) and *right* (\mathbf{P}_R) states at cell interfaces, where the corresponding conservative variables \mathbf{U} and fluxes \mathbf{F} are also calculated according to Eq. (25).

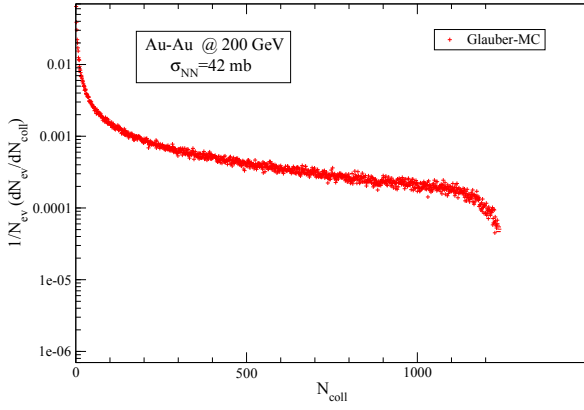
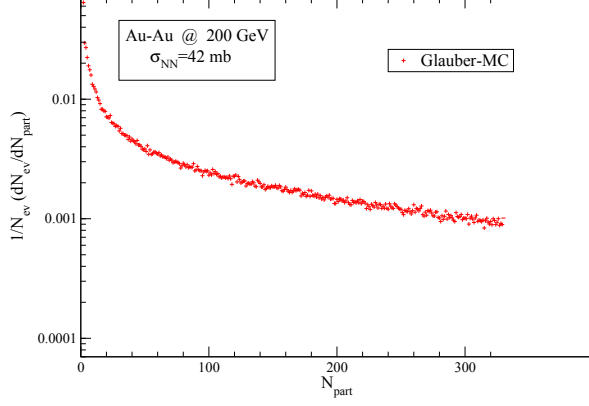


FIG. 2. The participant and binary-collision distribution from the Glauber-MC simulations of Au-Au events at $\sqrt{s_{NN}} = 200$ GeV.

- For each component and at each intercell, upwind fluxes \hat{F}^k (along direction k) are worked out using the so-called HLL two-state formula as

$$\hat{F}^k = \frac{a_+^k F^k(\mathbf{P}_L) + a_-^k F^k(\mathbf{P}_R) - a_+^k a_-^k [U(\mathbf{P}_R) - U(\mathbf{P}_L)]}{a_+^k + a_-^k}, \quad (51)$$

where

$$a_{\pm}^k = \max\{0, \pm \lambda_{\pm}^k(\mathbf{P}_L), \pm \lambda_{\pm}^k(\mathbf{P}_R)\}, \quad (52)$$

and the local fastest characteristic speeds are worked out according to Eq. (32), providing an approximated solution to the local Riemann problem.

- High order derivatives of fluxes are calculated for each direction and source terms are added to provide the right hand side of the evolution equations. Time derivatives contained in some of the source terms (like in the expansion scalar) are simply calculated by using their values at the previous timestep.
- The evolution equations are updated in time via a second or third order Runge-Kutta time-stepping routine.

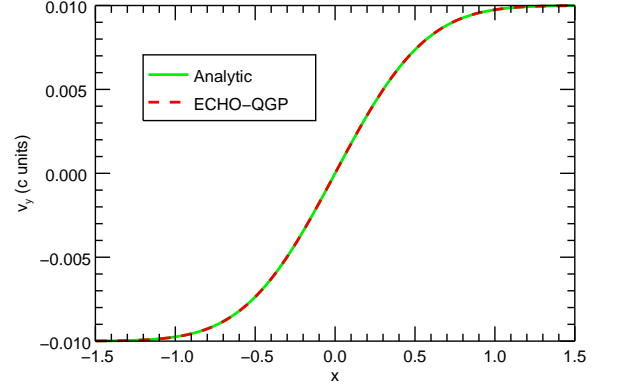


FIG. 3. Spatial dependence of the velocity shown along with the analytic result at $t = 10$ fm/c. The grid is made by 301 cells, ranging from $x = -1.5$ to 1.5 fm.

- At each temporal sub-step, from the updated set of conservative variables we must derive the set of primitive variables. We use either a multidimensional Newton-Raphson root-finding method cycling on the v^i components, as described earlier, or a simpler iterative relaxation method.
- Output of primitive variables and other diagnostic quantities are provided for selected output times.

When not specified otherwise, in the following tests we will use a second order Runge-Kutta method for time integration and a fifth order routine for spatial reconstruction with *monotonicity preserving* filter (MP5, see [31] and references therein). Notice that in viscous runs, the timestep must be also limited by the viscous relaxation timescales [54]. When these are much smaller than the corresponding hyperbolic evolution times, the system may become *stiff* and implicit time integration may be needed. Future improvements will adopt the same techniques used for resistive MHD described in [33]. Finally, the ECHO code is parallelized in order to be able to run on any supercomputing platform.

B. Mildly relativistic shear flow in (1+1)-D

The diffusion of a one-dimensional shear flow profile may be followed in time and checked against an analytical solution provided the flow is only mildly relativistic. A similar case has already been studied for testing numerical algorithms for relativistic viscosity [54] and also resistive magnetohydrodynamics [33].

We perform this (1+1)-D test in Minkowskian Cartesian coordinates, choosing a velocity profile $v^y = v^y(x)$. For sub-relativistic speeds and a constant background state in terms of energy density and pressure (here we use EOS-I for simplicity), at any time t of the evolution only v^y will change due to shear viscosity (the bulk viscosity does not play a role since $\theta \equiv 0$), always preserving $\gamma \approx 1$. In such Navier-Stokes limit, the momentum equation along y reads

$$(e + P)\partial_t v^y + \partial_x \pi^{xy} = 0, \quad \pi^{xy} = -2\eta\sigma^{xy} = -\eta\partial_x v^y, \quad (53)$$

which leads, for a constant η coefficient, to the classical 1D diffusion equation

$$\partial_t v^y = D_\eta \partial_x^2 v^y, \quad D_\eta = \eta/(e + P), \quad (54)$$

with (constant) diffusion coefficient D_η . If we now assume that $v^y(x)$ has a step function profile for $t = 0$, with constant values $-v_0$ for

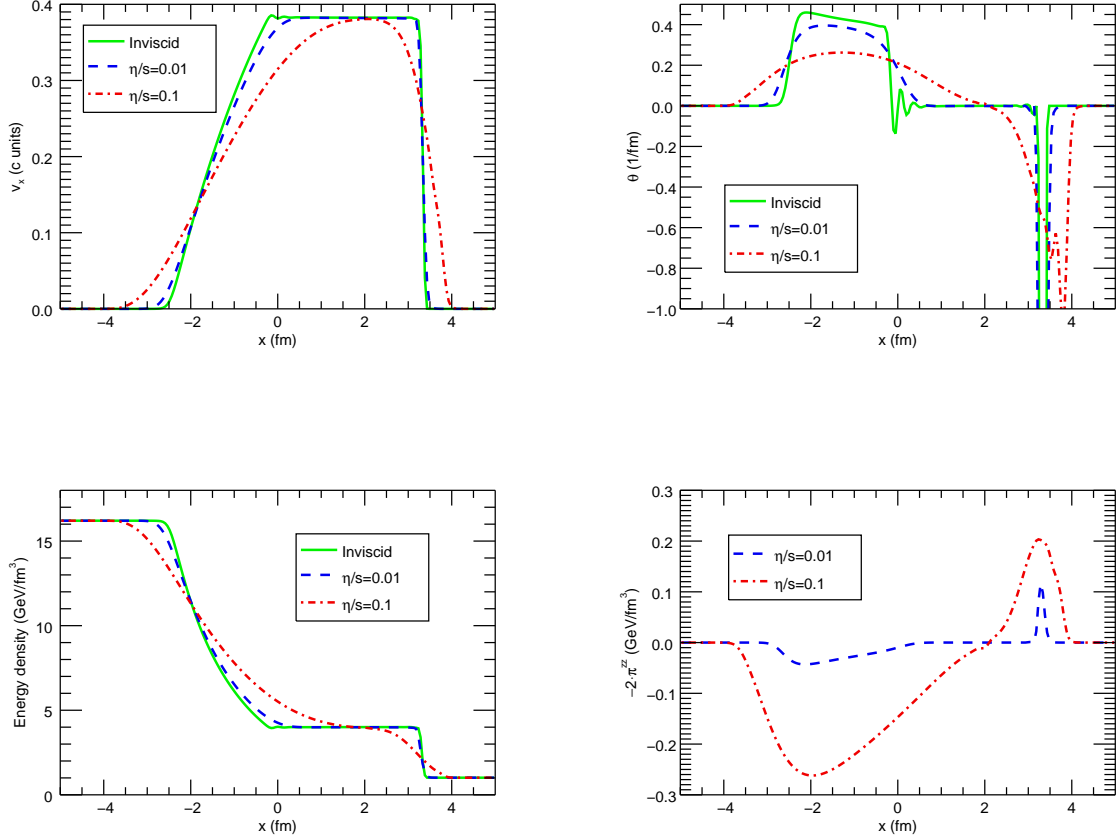


FIG. 4. The velocity component v_x , the expansion rate θ , the energy density e , and $-2\pi^{zz}$ as a function of x for $\eta/s = 0, 0.01, 0.1$ at $t = 4$ fm/c. The grid is made by 201×201 regularly spaced cells, with x and y coordinates ranging from -5 to 5 fm using Minkowski coordinates.

$x < 0$ and v_0 for $x > 0$, the exact solution at any time t is known to be

$$v^y = v_0 \operatorname{erf} \left[\frac{1}{2} \sqrt{\frac{x^2}{D_\eta t}} \right]. \quad (55)$$

We run the ECHO-QGP code with these conditions and, instead of starting from the discontinuous solution, we assume the above profile at the initial time $t = 1$ fm/c, comparing the analytical result with the output at a later time $t = 10$ fm/c. The spatial dependence of the fluid velocity is shown in Fig. 3, where we have assumed $v_0 = 0.01$, $e + P = 4P = 1$ GeV/fm³, $\eta = 0.01$ GeV/fm², hence $D_\eta = 0.01$ fm. Our result matches the analytic solution throughout the evolution. The numerical grid is $x = [-1.5, 1.5]$ fm, and $N_x = 301$ numerical cells have been employed.

C. Shock-tube problem in (2+1)-D

Shock-capturing numerical schemes, as in the classical hydrodynamical case, are designed to handle and evolve discontinuous quantities invariably arising due to the nonlinear nature of the fluid equations. In order to validate these codes, typical tests are the so-called shock-tube 1D problems. Two constant states are taken on the left

and on the right with respect of an imaginary diaphragm, which is supposed to be initially present and then removed at $t = 0$. Typical patterns seen in the subsequent evolution are shocks and rarefaction waves. Here we present a relativistic blast wave explosion problem, characterized by an initial static state with temperature and pressure much higher in the region on the left, namely $T^L = 0.4$ GeV ($P^L = 5.40$ GeV/fm³) and $T^R = 0.2$ GeV ($P^R = 0.34$ GeV/fm³), as in [35], though the EOS used is not coincident (thus also results are quantitatively different).

For a more stringent test of our code, we employ this shock-tube test by placing the initial diaphragm along the diagonal of a square $x - y \in [-5, 5]$ fm \times $[-5, 5]$ fm box adopting Minkowskian Cartesian coordinates, and we let the system evolve from $t = 1$ up to $t = 4$ fm/c with EOS-I and different values of the shear viscosity η/s . In Fig. 4 we show v_x , the expansion scalar θ , e , and $-2\pi^{zz}$, as in [35], at the final time as a function of x and along $y = 0$. Notice the high accuracy of the results and the absence of numerical spurious oscillations near the shock front in the ideal (sharper) case. These Gibbs-like effects are visible just in the expansion scalar, since for spatial derivatives worked out for θ and σ^{ij} are calculated with central schemes. However, these quantities are not used in the ideal case, whereas in the viscous case profiles are oscillations-free. When increasing η/s , quantities are damped with respect to the ideal case, as expected.

D. Boost-invariant expansion along z -axis

As a first validation of ECHO-QGP in Bjorken coordinates we consider a test with no dependence on the transverse coordinates (x, y) (then vorticity vanishes), and we assume boost invariance along z -direction, thus quantities do not depend on η_s either, and we are actually dealing with a (0+1)-D test case. Evolution of uniform quantities will be then just due to the τ dependence of the $g_{\eta\eta}$ term in the metric tensor, in the absence of velocities. The energy-momentum tensor simplifies to

$$T^{\mu\nu} \equiv \text{diag}\{e, P + \Pi + \pi^{xx}, P + \Pi + \pi^{yy}, (P + \Pi)/\tau^2 + \pi^{\eta\eta}\} \quad (56)$$

with π^{xx} , π^{yy} , and $\pi^{\eta\eta}$ the only non-vanishing components of $\pi^{\mu\nu}$. Owing to the tracelessness of $\pi^{\mu\nu}$ and to the assumed symmetries, one can write $2\pi^{xx} = 2\pi^{yy} = -\tau^2\pi^{\eta\eta} \equiv \phi$. Therefore, we need only one independent component to specify the shear viscous tensor $\pi^{\mu\nu}$, though we remind here that in ECHO-QGP all 6 spatial components are evolved and the trace-free condition is never imposed. A constant initial energy density profile is chosen at $\tau = 1$ fm/c and the system is then left free to evolve.

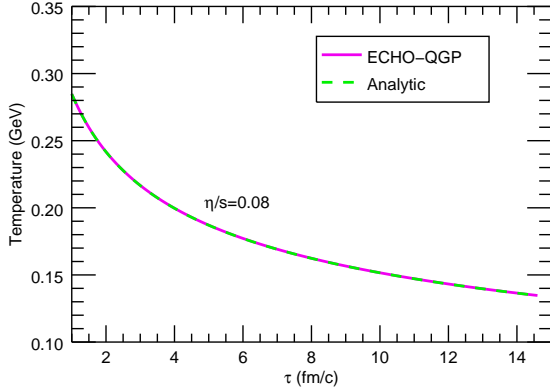


FIG. 5. Comparison between the evolution of $T(\tau)$ computed by ECHO-QGP applying the first order Navier-Stokes expressions for viscous fluxes and the analytic solution. The initial time is set to $\tau_0 = 1$ fm/c and the viscosity-to-entropy ratio is $\eta/s = 0.08$.

The code outputs in time can be actually checked against an analytical solution, provided first order theory applies. The energy equation is then enough to describe the overall evolution

$$\frac{\partial e}{\partial \tau} = -\frac{e + P + \Pi - \phi}{\tau}, \quad (57)$$

where in the first-order theory Π and ϕ are obtained from their Navier-Stokes (NS) values

$$\Pi = -\frac{\zeta}{\tau}, \quad \phi = \frac{4\eta}{3\tau}. \quad (58)$$

In this case, employing EOS-I and assuming constant values for η/s and for ζ/s , Eq. (57) admits the following analytic solution [11, 55, 56] for the temperature as a function of the proper time:

$$T(\tau) = T_0 \left(\frac{\tau_0}{\tau} \right)^{\frac{1}{3}} \left[1 + \frac{4\eta/3s + \zeta/s}{2\tau_0 T_0} \left(1 - \left(\frac{\tau_0}{\tau} \right)^{\frac{2}{3}} \right) \right], \quad (59)$$

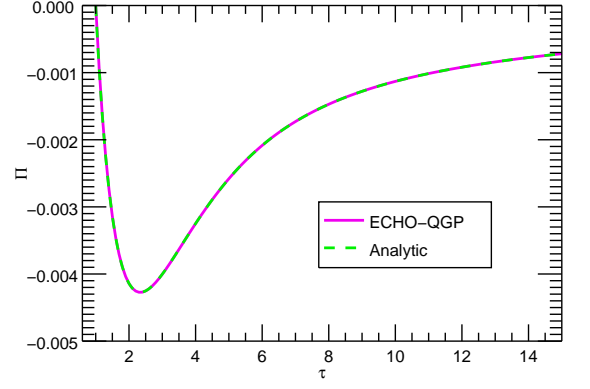


FIG. 6. Comparison between the evolution of $\Pi(\tau)$ computed by ECHO-QGP and the semi-analytic solution describe in the text. The parameters are $\tau_0 = 1$ fm/c, $\zeta = 0.01$ GeV/fm², and $\tau_\pi = 1$ fm/c.

where T_0 is the temperature at the initial time τ_0 . ECHO-QGP reproduces this analytic solution in the NS limit, as displayed in Fig. 5 (we have chosen $\zeta/s = 0$ here).

On the other hand, within the second-order theory, these equations do not admit any analytic solution. However, the evolution equations of Π and ϕ , in the case in which their evolution is simply governed by the relaxation part of the source terms (for simplicity we set as usual $\tau_\pi = \tau_\Pi$), that are

$$\frac{\partial \Pi}{\partial \tau} = -\frac{1}{\tau_\pi} \left(\Pi + \frac{\zeta}{\tau} \right), \quad \frac{\partial \phi}{\partial \tau} = -\frac{1}{\tau_\pi} \left(\phi - \frac{4\eta}{3\tau} \right). \quad (60)$$

Assuming η , ζ and τ_π to be independent of the temperature, Eqs. (60) admits the semi-analytic solution for Π and ϕ

$$\begin{aligned} \Pi(\tau) &= \Pi(\tau_0) \exp[-(\tau - \tau_0)/\tau_\pi] \\ &\quad + \frac{\zeta}{\tau_\pi} \exp(-\tau/\tau_\pi) [\text{Ei}(\tau_0/\tau_\pi) - \text{Ei}(\tau/\tau_\pi)], \\ \phi(\tau) &= \phi(\tau_0) \exp[-(\tau - \tau_0)/\tau_\pi] \\ &\quad - \frac{4\eta}{3\tau_\pi} \exp(-\tau/\tau_\pi) [\text{Ei}(\tau_0/\tau_\pi) - \text{Ei}(\tau/\tau_\pi)], \end{aligned} \quad (61)$$

where, $\text{Ei}(x)$ denotes the exponential integral function. The solution for Π obtained from ECHO-QGP under the same assumptions is plotted in Fig. 6, and it perfectly agrees with the analytic result.

E. (2+1)-D tests with azimuthal symmetry

Let us now consider a couple of tests in Bjorken coordinates, again assuming EOS-I, $P = e/3$, boost invariance, thus $\partial_\eta \equiv 0$, but here also evolution in the transverse plane. However, when the initial state at τ_0 is azimuthally invariant, the (2+1)-D evolution with ECHO-QGP can be compared with analytic results in (1+1)-D.

In the first case, a Woods-Saxon profile for the initial energy density, as appropriate for central nucleus-nucleus collisions, is assumed

$$e(r, \tau_0) = \frac{e_0}{1 + \exp[(r - R)/\sigma]}, \quad (62)$$

where τ_0 is the initial time, $r = (x^2 + y^2)^{1/2}$ is the radius in the transverse plane, and R can be thought of as the radius of the nuclei. The analytical solution for the subsequent evolution, as a function of τ

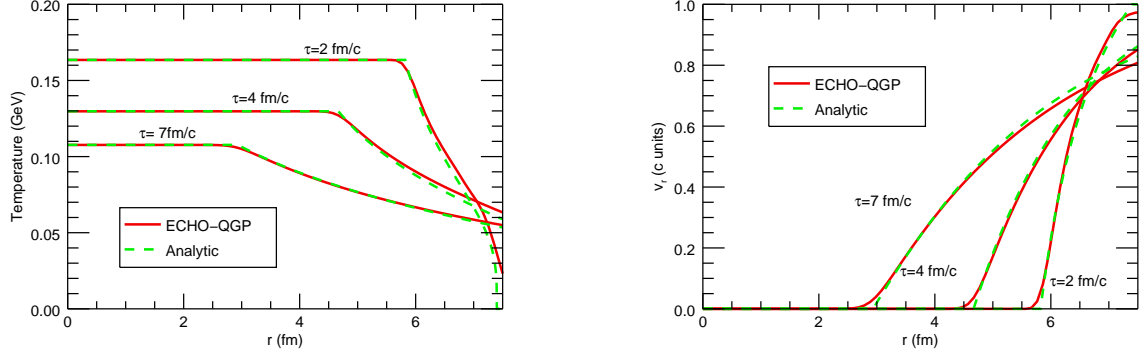


FIG. 7. Spatial dependence of the temperature and of the radial velocity at different times along with the analytic solution in the case of a Woods-Saxon initial condition with cylindrical symmetry. Results obtained with ECHO-QGP in (2+1)-D agree very well with the analytical solution by Baym *et al.* [57].

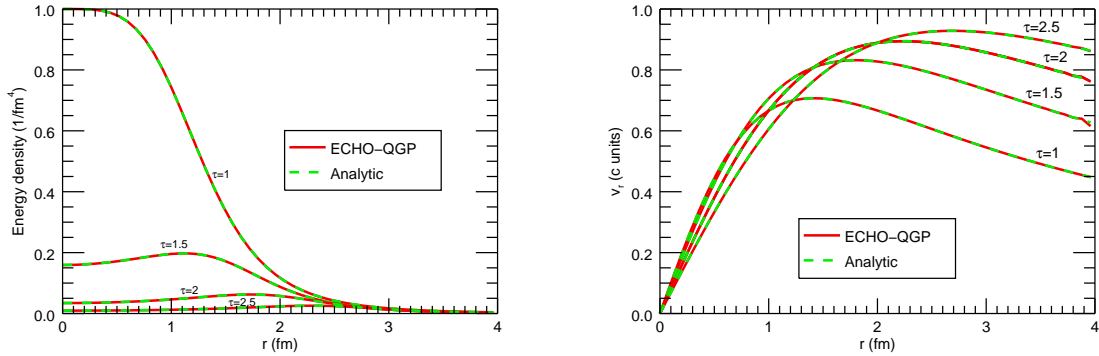


FIG. 8. Comparison of the radial dependence of the energy density e (left panel) and of the radial velocity v_r (right panel) with the Gubser flow [58] at $\tau = 1.0, 1.5, 2.0, 2.5$ fm/c. ECHO-QGP outcomes show a perfect matching with the analytical results. The EOS is chosen to be EOS-I.

and r , was found in [57] and it will be compared with our numerical results. The run parameters are $R = 6.4$ fm, $\sigma = 0.02$ fm and an initial temperature $T_0 = 0.2$ GeV at $r = 0$. As shown in Fig. 7, there is a perfect agreement between the ECHO-QGP results at any time τ and the analytic solution.

Recently, Gubser [58] has derived another analytic solution for a (1+1)-D conformal fluid (thus with $P = e/3$) with azimuthal symmetry in the transverse plane. Then also this test can be used for a further numerical validation of ECHO-QGP in (2+1)-D. The analytic solution reads

$$\begin{aligned} e &= \frac{\hat{e}_0}{\tau^{4/3}} (2q)^{8/3} \left[1 + 2q^2(\tau^2 + r^2) + q^4(\tau^2 - r^2)^2 \right]^{-4/3}, \\ u^\tau &= \cosh[k(\tau, r)], \quad u^r = 0, \\ u^x &= \frac{x}{r} \sinh[k(\tau, r)], \quad u^y = \frac{y}{r} \sinh[k(\tau, r)], \end{aligned} \quad (63)$$

where

$$k(\tau, r) = \text{arctanh} \left(\frac{2q^2 \tau r}{1 + q^2 \tau^2 + q^2 r^2} \right), \quad (64)$$

and the parameter q is a parameter with the dimension of an inverse length (we set it to 1 fm^{-1}). To perform the test we choose $\hat{e}_0 = 1$

and we set the initial profiles from the above solutions at $\tau_0 = 1$ fm/c; then we record outputs for the energy density and the radial velocity $v_r = (u_x^2 + u_y^2)^{1/2} / u^\tau$ for increasing values of τ . The ECHO-QGP results along with the analytic solution are shown in Fig. 8 and they show perfect agreement.

F. (3+1)-D test with spherical symmetry

We test the ECHO-QGP code in the (3+1)-D case in the presence of a spherically symmetric initial pressure or energy-density profile. This test is essential to check the correctness of the viscous implementation by checking the symmetries which are preserved by the velocity components during the whole fireball evolution. Here, we investigate the spatial components of the velocity, v_x , v_y , and v_z . Since this system possesses spherical symmetry we expect a pure radial dependence of the fluid velocity $\vec{v} = v(r, t)\vec{r}/r$ throughout all the medium evolution, for both inviscid and viscous fluids.

To perform this test, the initial pressure profile is chosen to be of Woods-Saxon type as in Eq. (62), with P and P_0 replacing e and e_0 , now in flat Cartesian coordinates with $r = (x^2 + y^2 + z^2)^{1/2}$. The other

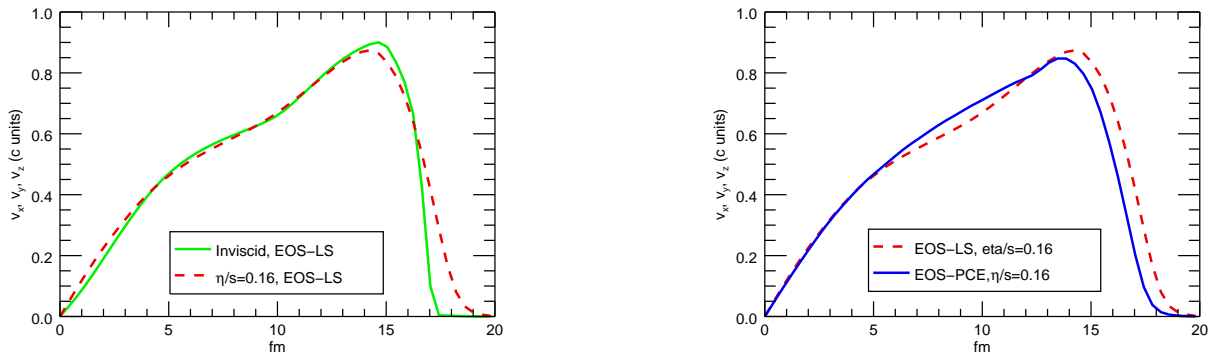


FIG. 9. Comparison at $t = 10$ fm/c of the spatial components of fluid velocity in a 3D run in Minkowski coordinates. In the left panel we compare inviscid and viscous runs, while EOS-LS and EOS-PCE are compared in the right panel, for a viscous fluid with $\eta/s = 0.16$.

parameters are chosen as $\sigma = 0.5$ fm, $R = 6.4$ fm, $P_0 = 4$ GeV/fm³, such that the initial temperature is 0.307 GeV, and tests are performed with either EOS-LS and EOS-PCE, precisely to investigate the behavior of different EOS's in a realistic (3+1)-D case. The grid extends from -20 to 20 fm, with 101 cells, along all three directions. The fluid 4-velocity at the initial time is $u^\mu = (1, 0, 0, 0)$, and in the viscous case we initialize $\pi^{\mu\nu} \equiv 0$ (here $\zeta/s = \Pi = 0$), since we do not have boosting effects in Minkowski. Viscous runs are performed with $\eta/s = 0.16$ for both EOS-LS and EOS-PCE. Simulations are performed until $t = 10$ fm/c, and we have recorded v_x , v_y , v_z along their respective axes and plotted them in Fig. 9. All of them perfectly lie on top of each other, both for the inviscid and the viscous cases. Shear viscous effects play the usual role of smoothing the velocity profiles, as expected.

IV. THE ALGORITHM FOR PARTICLE SPECTRA

Before illustrating ECHO-QGP results of physical interest for heavy-ion collisions, it is mandatory to implement a decoupling routine accounting for the transition from the fluid description to the final hadronic observables to compare with the data and other authors' results.

The process of decoupling of hadrons from the fireball and their subsequent propagation in space-time is very complex and there are different recipes to model it. The most used scheme is based on the notion of freeze out. Since the particle mean free paths strongly depend on the temperature of the medium one can assume that below a certain temperature T_{freeze} particles stop interacting within the fireball and they propagate as free streaming particles. This is the so called kinetic freeze-out and corresponds to the end of the hydrodynamical evolution of the system. In this scheme the hadron spectra are calculated using the Cooper-Frye prescription [59]: from the temperature profiles obtained within the hydrodynamic simulation one first determines the hypersurface Σ of constant temperature $T = T_{freeze}$ and the total emission of primary particles is then calculated as a sum of the thermal emission of cells lying on the freeze-out hypersurface. Corrections to the particle spectra related to the decay of unstable particles have been shown to be significant and they must be included to reproduce the experimental data [60, 61].

In the last years, hybrid approaches have been proposed in which the decoupling is treated as a switch, at a certain temperature T_{switch} , from a hydrodynamical description of the fireball to a particle transport description [62–71]. In this procedure one does not need to introduce a freeze-out hypersurface but an algorithm based on particles is anyway required which maps the hydrodynamic simulation output into initial conditions for the transport code.

For the sake of simplicity and for performing our first tests of ECHO-QGP, we adopt here the freeze-out scheme and retain the hybrid approach as an important outlook of our work. Let us now briefly review the formalism used for calculating the particle spectra within the Cooper-Frye scheme. The momentum spectrum of hadrons of species i is written as:

$$E \frac{d^3 N_i}{dp^3} = \frac{d^3 N_i}{dy p_T dp_T d\phi} = \frac{g_i}{(2\pi)^3} \int_{\Sigma} \frac{-p^\mu d^3 \Sigma_\mu}{\exp\left[-\frac{u^\mu p_\mu + \mu_i}{T_{freeze}}\right] \pm 1} \quad (65)$$

The index i refers to the hadron species such as pions, kaons, protons etc, g_i and μ_i are the corresponding degeneracy and chemical potential and finally p_μ is the four momentum of the particle.

An improvement with respect to the pure kinetic freeze-out distinguishes between the temperature at which elastic interactions between particles cease, T_{freeze} , and the chemical freeze out temperature T_c at which just the inelastic interactions cease. As explained before, below T_c a PCE equation of state is computed which allows to determine the chemical potentials μ_i of each “frozen particle” at decoupling. In this work we will use the PCE equations of state computed shown in Fig. 1 and also the one presented in [72].

The use of Eq. (65) requires to evaluate the hypersurface Σ of constant temperature. In (3+1)-D, determining such a surface is computationally quite demanding because of the many different possibilities in which the 3D hypersurface can intersect the 4D hypercubes of the hydrodynamical simulation grid [71]. Here we follow a simpler method also used in [70]: we can imagine the hypersurface to be the collection of the hypercubes' faces of those neighbours cells which are respectively above and below the threshold T_{freeze} . In this case

the $d^3\Sigma^\mu$ is composed by the sum (in Bjorken coordinates):

$$d^3\Sigma^\mu = \begin{pmatrix} dV^{\perp\tau} \\ dV^{\perp x} \\ dV^{\perp y} \\ dV^{\perp\eta} \end{pmatrix} = \begin{pmatrix} \tau \Delta x \Delta y \Delta \eta_s s^\tau \\ \tau \Delta y \Delta \eta_s \Delta \tau s^x \\ \tau \Delta \eta_s \Delta \tau \Delta x s^y \\ \frac{1}{\tau} \Delta \tau \Delta x \Delta y s^\eta \end{pmatrix} \quad (66)$$

where each volume element of the hypersurface is oriented by the vector

$$s^\mu = -\text{sign} \left(\frac{\partial T}{\partial x^\mu} \right) \quad (67)$$

In this way, we associate to each of these cells a normal unitary vector oriented toward the direction of negative temperature gradient.

In most cases only one of the components of $d^3\Sigma^\mu$ is different from zero, since the $dV^{\perp\mu}$ is added only if the freeze out condition is fulfilled. Let us label with T_A the temperature in an arbitrary cell, and T_B the temperature of its neighbour in the positive μ (with μ running over the four dimensions). As a first approximation, if

$(T_A - T_{\text{freeze}})(T_{\text{freeze}} - T_B) > 0$ then the hypersurface contains the element $dV^{\perp\mu}$ relative to those cells and direction μ . A more refined procedure that we here adopt is to construct a cell with values of temperature and four velocity interpolated between the cells A and B. This construction allows to compute the scalar product in the numerator of (65) at each hypersurface cell and could give a positive or negative contribution to the total spectrum depending on the orientation of the cell and the orientation of the four momentum of the particle.

Once the hypersurface is determined, one can calculate the spectra as functions of the four momentum p^μ which, in the Bjorken coordinates, reads:

$$p^\mu = \left(m_T \cosh(y - \eta_s), p_T \cos \phi, p_T \sin \phi, \frac{1}{\tau} m_T \sinh(y - \eta_s) \right) \quad (68)$$

where y is the rapidity, p_T the transverse momentum and $m_T = (p_T^2 + m^2)^{\frac{1}{2}}$ the transverse mass. Eq. (65) can be explicitly written in Bjorken coordinates as:

$$\frac{d^3N_i}{p_T dp_T dy d\phi} = \frac{g_i}{(2\pi)^3} \sum_{T_{\text{freeze}}} \frac{m_T \cosh(y - \eta_s) dV^{\perp\tau} - p_T \cos \phi dV^{\perp x} - p_T \sin \phi dV^{\perp y} - \tau m_T \sinh(y - \eta_s) dV^{\perp\eta}}{\exp[(u^\tau m_T \cosh(y - \eta_s) - u^x p_T \cos \phi - u^y p_T \sin \phi - \tau u^\eta m_T \sinh(y - \eta_s) - \mu_i)/T] \pm 1} \quad (69)$$

The observables we will consider in this paper are the transverse spectrum at midrapidity ($y = 0$) averaged over the angle ϕ

$$\frac{1}{2\pi} \int_0^{2\pi} \frac{d^3N_i}{p_T dp_T dy d\phi}(y = 0, p_T, \phi) d\phi, \quad (70)$$

the elliptic flow coefficient v_2

$$v_2 = \frac{\int_0^{2\pi} \frac{d^3N_i}{p_T dp_T dy d\phi}(y = 0, p_T, \phi) \cos(2\phi) d\phi}{\int_0^{2\pi} \frac{d^3N_i}{p_T dp_T dy d\phi}(y = 0, p_T, \phi) d\phi}, \quad (71)$$

and the rapidity spectrum

$$\frac{dN_i}{dy} = \int_0^{2\pi} \int_0^{+\infty} \frac{d^3N_i}{p_T dp_T dy d\phi}(y, p_T, \phi) d\phi p_T dp_T. \quad (72)$$

A. ECHO-QGP and AZHYDRO freeze-out routines: comparison in ideal (2+1)-D cases

Our procedure to determine the freeze-out surface is somehow simpler than that employed within other (3+1)-D codes (MUSIC and CORNELIUS [71, 73]), it is therefore essential to compare our results for the particles spectra with the results obtained by using other codes. For the (2+1)-D case there are several available codes such as AZHYDRO [72, 74] (ideal hydrodynamics) and UVH2+1 [75] (viscous hydrodynamics). We present here comparisons with results obtained by using AZHYDRO in which a triangular mesh is determined to approximate the hypersurface. In particular, we have simulated the hydrodynamical stage of heavy ions collisions with AZHYDRO and for calculating the spectra of primary particles at decoupling we have used the routines for the freeze-out included in AZHYDRO and freeze out routine of ECHO-QGP described above.

Notice that within AZHYDRO the particle distribution function is assumed to be a Maxwell distribution and the boost invariance allows to compute analytically the integral on the η variable in the Cooper-Frye formula. Following this procedure, the integral on the η variable of Eq. (69) leads to modified Bessel functions. The parameter set used for AZHYDRO can be found in Tab. I; the equation of state is EOS-Q of [72, 74].

σ_{NN} mb	τ_0 fm/c	e_0 Gev fm ⁻³	α	b fm	μ_π GeV	T_{freeze} GeV
40	0.6	24.5	1	0,3,6,9,12	0.0622	0.120

TABLE I. Parameter set used within AZHYDRO for testing the ECHO-QGP freeze out routine. The pion chemical potential is taken from [72]). The grid spacing here used is: $\Delta x = \Delta y = 0.4$ fm $\Delta \tau = 0.16$ fm.

In Fig. 10 we compare results for primary pions transverse momentum spectra and v_2 at several impact parameters. The agreement between our results and the ones obtained within AZHYDRO is quite satisfying for values of b which are relevant from the experimental point of view ($b \lesssim 6 - 7$ fm). For larger values, deviations of the order of 20% are present in the v_2 spectra at low transverse momenta, $p_T \sim 0.1$ GeV. It has also been remarked [70, 73] that in spite of its simplicity, this method to pinpoint the freeze out hypersurface is sufficiently accurate for computing particle spectra and v_2 . While we have here shown only the comparisons of pion spectra, the spectra of other species such as kaons and protons can be computed just by modifying the specific particle properties i.e. the mass, the spin and the chemical potential in the thermal distribution function of the Cooper-Frye formula. The corresponding results show the same good agreement between AZHYDRO and ECHO-QGP.

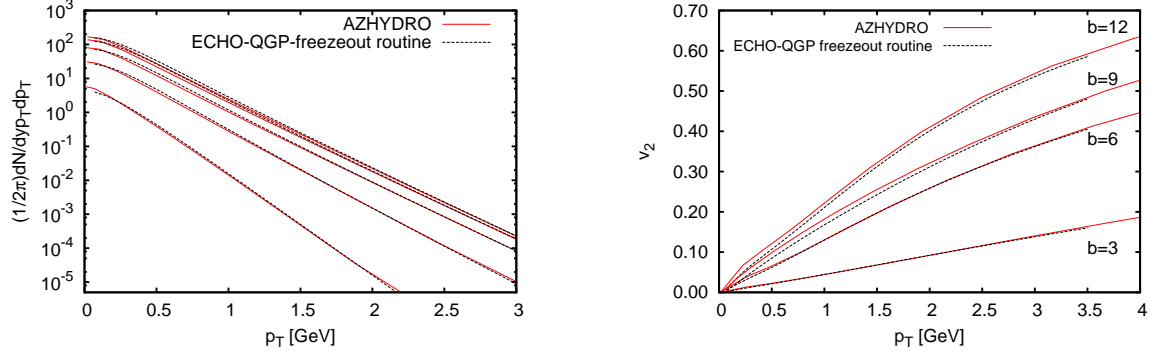


FIG. 10. Comparison between the AZHYDRO and ECHO-QGP freeze-out routines. The hydrodynamical evolution has been calculated with AZHYDRO. Left panel: transverse momentum pion spectra at different values of impact parameters (from the top: $b = 0, 3, 6, 9, 12$ fm). Right panel: p_T and b dependence of the pion elliptic flow coefficient v_2 .

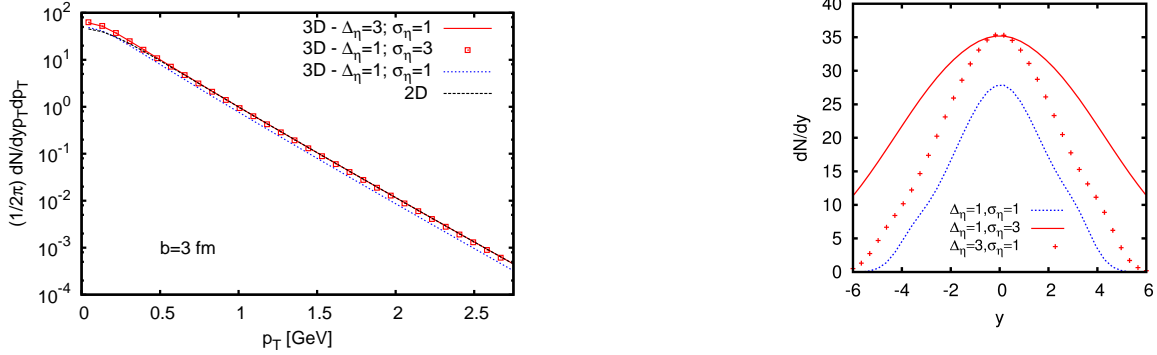


FIG. 11. Comparison of the pion transverse momentum spectra obtained by ECHO-QGP in (2+1)-D and (3+1)-D for different parametrizations of the initial energy density profile in the η_s direction.

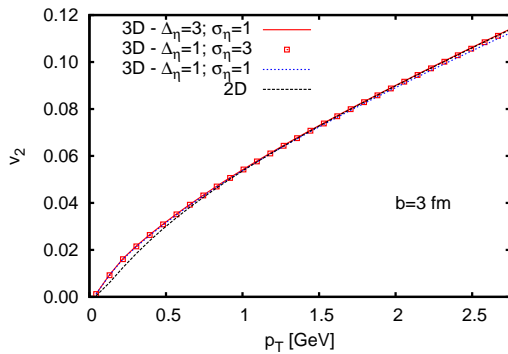


FIG. 12. Comparison of the pion elliptic flow obtained by ECHO-QGP in (2+1)-D and (3+1)-D for different parametrizations of the initial energy density profile in the η_s direction.

FIG. 13. Pion rapidity spectra with different parametrizations of the initial energy density profile in the η_s direction. The setup here used is given in tab. II

B. Consistency between (2+1)-D and (3+1)-D

The comparison between the ECHO-QGP and the AZHYDRO results on particle spectra in (2+1)-D presented in the previous section is a crucial test before extending our calculations in (3+1)-D. Having a good agreement with AZHYDRO, we can now use the ECHO-QGP (2+1)-D results as a benchmark for the (3+1)-D calculations.

σ_{NN}	τ_0	e_0	α	b	μ_π	T_{freeze}
mb	fm/c	GeV/fm ³		fm	GeV	GeV
40	0.6	24.5	1	3.0	0.0622	0.120

TABLE II. Parameter set used for comparing particle spectra obtained from the (2+1)-D and (3+1)-D ECHO-QGP ideal hydrodynamics outputs. Different values of Δ_η and σ_η are used (see Figs.11-12).

In order to perform this test we have used the initial conditions specified in Sec. II E for which the energy profile along the η_s direction is flat up to Δ_η and has then a smooth gaussian drop for larger values of η_s . In the transverse direction, the energy profile is the same for the (2+1)-D and the (3+1)-D simulations. The lack of boost invariance in (3+1)-D implies that the hydrodynamical quantities in

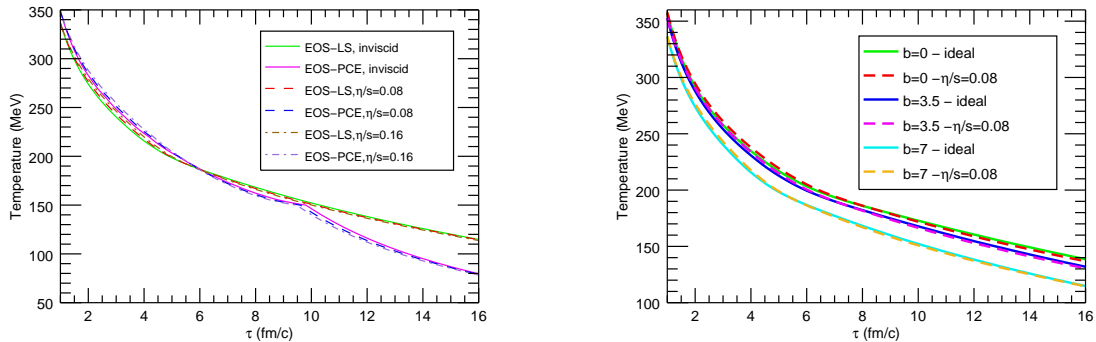


FIG. 14. Temperature as a function of τ at the center of the fireball with RHIC-type initial conditions. In the left panel we compare EOS-LS against EOS-PCE, and ideal RHD against viscous runs with $\eta/s = 0.08$, or 0.16 for $b = 7$ fm. In the right panel we study the influence of shear viscosity ($\eta/s=0.08$) against ideal RHD for $b = 0$, $b = 3.5$ fm, and $b = 7$ fm.

Eq. (69), temperature and four velocity, depend on η_s and thus the integral on this variable must be calculated numerically. Also, the hypersurface depends now on η_s . Tab. II reports the parameter set used for the above mentioned test of consistency between (3+1)-D and (2+1)-D simulations (fully performed with ECHO-QGP). Being a test of hydrodynamics, we used a simple pion gas equation of state.

As one can notice in Fig. 11, for $\Delta_\eta = 1$ and $\sigma_\eta = 3$ and $\Delta_\eta = 3$ and $\sigma_\eta = 1$ the (3+1)-D results lie on top of the (2+1)-D results a part from the region at low p_T where in the latter case the thermal distributions are approximated by Maxwell distributions in order to analytically perform the integral over η_s . The (2+1)-D spectrum is thus underestimated. For $\Delta_\eta = 1$ and $\sigma_\eta = 1$ on the other hand the (3+1)-D curve is lower than the (2+1)-D curve due to the lower extension of the hypersurface. In Fig. 12 we display the elliptic flow coefficient v_2 , computed at $b = 3$ fm in (2+1)-D and (3+1)-D. Also in this case the results are compatible with each other, with a very slight discrepancy at low $p_T \sim 0.5$ due again to the use of the Maxwell distribution in the (2+1)-D runs.

In (3+1)-D, another interesting observable is the rapidity spectrum that we show in Fig. 13. Although we do not present here a comparison with experimental data, the dependence on y is qualitatively very similar to the one obtained, for instance, in [71], see their Fig. 21. At $y = 0$ these spectra represent just the integral of p_T of the transverse momentum spectra in Fig. 13, and we have obtained, consistently, that the $\Delta_\eta = 1$, $\sigma_\eta = 3$ and $\Delta_\eta = 3$, $\sigma_\eta = 1$ cases both provide the same result, while for $\Delta_\eta = 1$, $\sigma_\eta = 1$ a lower value of the spectrum is obtained. As y is shifted, one probes the tails of the freeze-out hypersurface along the η_s direction. Thus the larger the value of σ_η the harder is the spectrum (see the curves corresponding to $\Delta_\eta = 3$, $\sigma_\eta = 1$ and $\Delta_\eta = 1$, $\sigma_\eta = 3$).

V. PHYSICS RESULTS

In this section we present some selected physical results referring to initial conditions representative of Au-Au collisions in RHIC-type experiments (with $\sqrt{s_{NN}} = 200$ GeV, $\sigma_{NN} = 42$ mb, $R = 6.38$ fm, $e_0 = 30$ GeV/fm³, $\alpha = 0.15$ as in Eq. (43)) obtained with ECHO-QGP, along with comparison with other existing RHD viscous codes (concerning mainly the freeze-out routine and the final particle spectra). Results are presented for various cases, in (2+1)-D and (3+1)-D, with or without viscosity and for various impact parameters. They

refer to the temporal evolution of the temperature, of the spatial and momentum anisotropy (e_x and e_p respectively) and to the particle spectra and elliptic-flow. Finally, some specific results with fluctuating Galuber-MC initial conditions are also highlighted, in order to demonstrate the capability of ECHO-QGP of treating all kinds of complex initializations, leaving the detailed analysis of the higher order flow harmonics for the future.

A. Temperature and eccentricity evolution

We start considering the time evolution of the central temperature $T(\tau)$ (obtained from the local energy density through the EOS) both for central ($b = 0$) and non-central ($b \neq 0$) Au-Au collisions with RHIC-type initial conditions. We assume (2+1)-D evolution, to be followed with ECHO-QGP. Simulations are performed in Bjorken coordinates with a grid size in the transverse ($x-y$) plane of 201×201 cells and physical dimensions ranging from -20 fm to 20 fm.

The dependence of $T(\tau)$ on the EOS, on the impact parameter and on the shear viscosity is displayed in Fig. 14. The temperature is sensitive to the equations of the state chosen throughout the evolution. As expected, the differences are more pronounced in the later stages, when the temperature drops below $T = 150$ MeV and the effects of the partial chemical equilibration plays crucial role. Concerning the dependence on the shear viscosity, we notice that its effect is very limited in the central region, where the fluid velocity is small. More important is the dependence on the impact parameter. It is clear that the larger the value of b , the earlier the occurrence of freeze-out. This is mainly guided by the impact parameter dependence of the initial energy density profile.

We then move to consider the evolution of the eccentricity in non-central collisions. Hydrodynamics translates the initial spatial eccentricity of the system – arising essentially from the non-vanishing impact parameter of the A-A collision and giving rise to asymmetric pressure gradients – into a final anisotropy in the momentum spectra of the produced hadrons. The spatial anisotropy in the transverse plane is usually quantified, in the case of smooth initial conditions, in terms of the coefficient [41]

$$e_x = \frac{\langle y^2 - x^2 \rangle_e}{\langle y^2 + x^2 \rangle_e}, \quad (73)$$

where $\langle \dots \rangle_e$ denotes a spatial average over the transverse plane, with

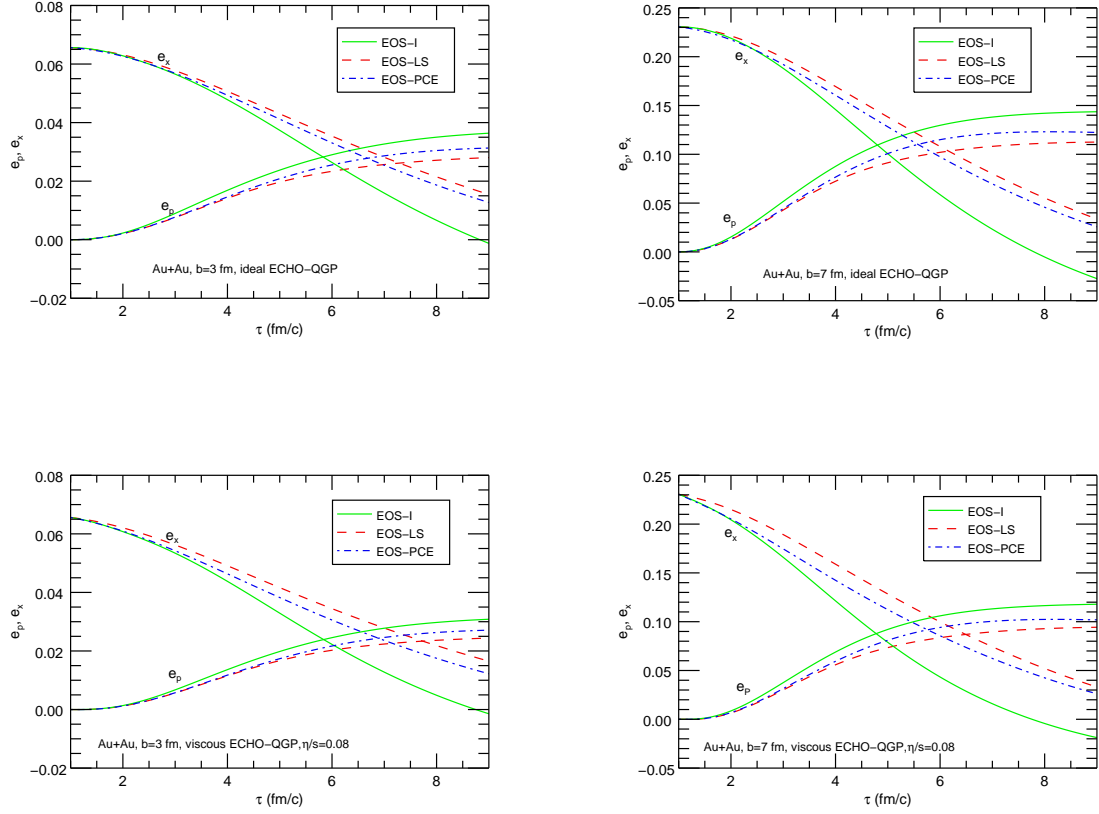


FIG. 15. Spatial and momentum anisotropies for different EOSs and impact parameters employed in (2+1)-D simulations. The ideal case (the viscous case with $\eta/s = 0.08$) is shown in top (bottom) panels.

the local energy-density e (or entropy density s , depending on the choice done in the initialization stage) as a weight. The momentum anisotropy is estimated, following [76], in terms of the components of $T^{\mu\nu}$, as

$$e_p = \frac{\langle T^{xx} - T^{yy} \rangle}{\langle T^{xx} + T^{yy} \rangle}, \quad (74)$$

where $\langle \dots \rangle$ denotes a spatial averaging (over the transverse plane) with weight factor unity.

Because of the larger pressure gradients along the reaction-plane, during the hydrodynamic evolution of the system the momentum anisotropy e_p is expected to increase at the expense of the spatial eccentricity e_x . The temporal evolution of e_x and e_p at RHIC, along with their sensitivity to the EOS and the magnitude of the viscous effects, are shown in Fig. 17 for $b = 7$ fm in (2+1)-D. We can observe that, with higher values of η/s , the growth of the momentum anisotropy is lower throughout the time evolution, reflecting the role of dissipative effects in taming the collective response of the system to the pressure gradients.

Next, we consider the sensitivity of e_x and e_p to the EOSs employed and the impact parameter. The time evolution of the spatial and momentum anisotropies is shown, for $b = 3$ fm and $b = 7$ fm, with EOS-I, EOS-LS and EOS-PCE, with and without shear viscosity (here we have switched off the bulk viscous effects), in Fig. 15. Both the spatial and momentum anisotropies are quite sensitive to

the EOS employed in the simulations. The differences among the different choices can be observed at the later stages of the collisions both at $b = 3$ fm and at $b = 7$ fm. Differences are more pronounced for the more peripheral collisions. All these observations still hold in the presence of viscosity.

Finally, we investigate the role of bulk viscosity as far as the time evolutions of e_x and e_p is concerned. We have plotted e_x and e_p at $b = 3$ fm and $b = 7$ fm with and without ζ/s for two of the tabulated equations of state, EOS-LS and EOS-PCE in Fig. 16. In both cases, we set $\eta/s = 0.08$. The value of ζ/s is set to $2\eta/s(1/3 - c_s^2)$. We observe that the non-vanishing ζ/s has a negligible impact at the initial times as compared to role played by η/s . There are some mild effects seen at lower temperatures (later stages of the evolution). This is not surprising, since the temperature behavior ζ/s is governed by the factor $1/3 - c_s^2$. All the above observations are valid for both EOS-LS and EOS-PCE.

B. Particle spectra in ideal (3+1)-D and viscous (2+1)-D cases

We will show now results for particle spectra and elliptic flows obtained by using EOS-PCE rather than the simple EOS-I employed in the previous section. The parameters are reported in Tab. III. We remark again that for a comparison with the experimental data one

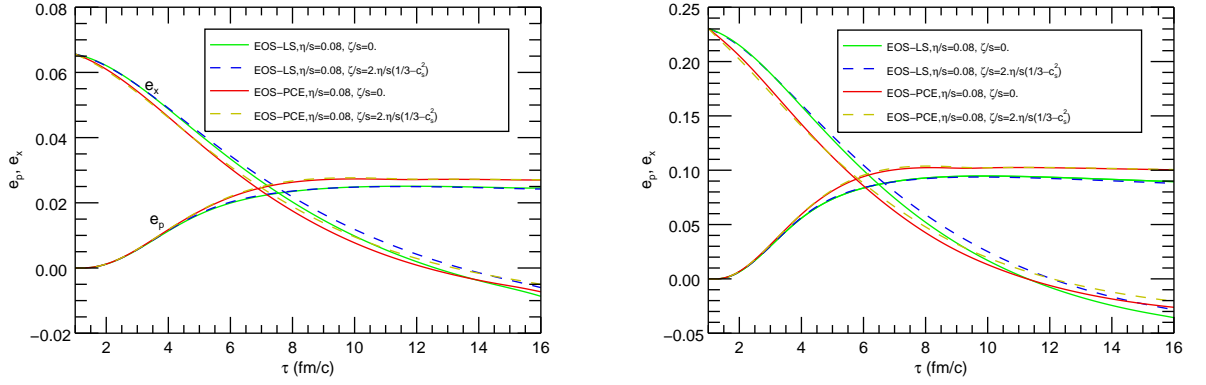


FIG. 16. Spatial and momentum anisotropies for different values of the η/s and ζ/s parameters, for $b = 3$ and $b = 7$ fm, and with EOS-LS or EOS-PCE.

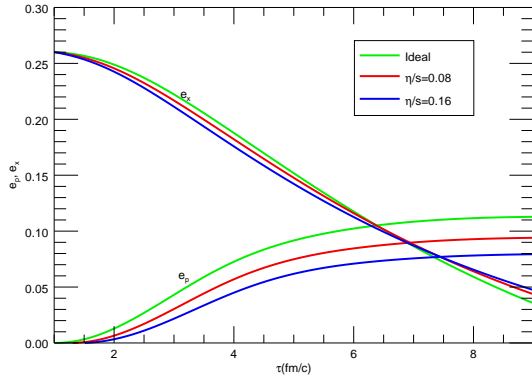


FIG. 17. Spatial anisotropy e_x and momentum anisotropy e_p as a function of τ in RHIC-type (2+1)-D simulations with ECHO-QGP, using EOS-LS. We compare runs with $b = 7$ fm and for $\eta/s = 0, 0.08, 0.16$.

needs to include the contributions of unstable particles on the final particle spectra. In this work such contributions are not implemented. In Fig. 18 we display the transverse momentum spectra of pions, kaons and protons. For large values of p_T our results are compatible with results obtained in the (3+1)-D code developed in [73] (see their Fig. 1) where also a fit of the experimental data is presented. A value of the pion spectrum of about 0.1 GeV^{-2} at $p_T \sim 2 \text{ GeV}$ is obtained. The agreement with [73] is lost at low p_T due to lack of resonance feed down in our scheme. Indeed [61] an enhancement of a factor of 4 is obtained for the pion spectra at $p_T = 0$. We are thus confident that including the resonance decay will allow to correctly reproduce the experimental data.

On the other hand, the elliptic flow results are not so much affected by the resonances feed down because it is a ratio of spectra. Indeed, considering for instance the pion v_2 , we obtain a value of $\sim 0.16\%$ at $p_T = 1.5 \text{ GeV}$ (see Fig. 19) which is quite close to the value obtained in [73] (see their Fig. 5). Finally in Fig. 20, we show the rapidity

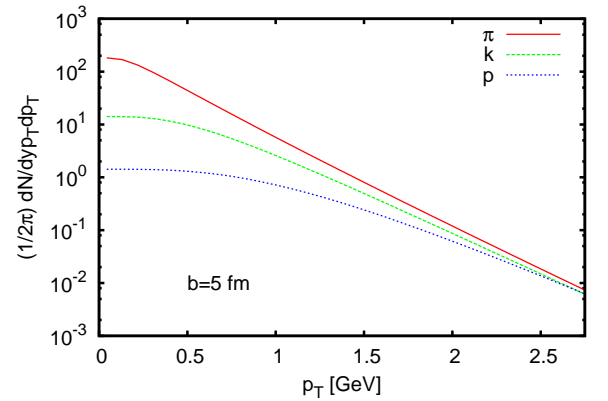


FIG. 18. p_T spectra of pions, kaons and protons as obtained in (3+1)-D ideal hydrodynamics. Parameters are specified in Tab. III. The grid steps are $\Delta x = \Delta y = 0.2 \text{ fm}$, $\Delta \eta_s = 0.2$, $\Delta \tau = 0.1 \text{ fm/c}$.

spectra of pions, kaons and protons. This observable will be important for future developments of ECHO-QGP when comparing with the experimental data. In particular, it will allow to better constrain the initial conditions for the hydrodynamical evolution.

σ_{NN} mb	τ_0 fm/c	e_0 GeV/fm ³	α	b fm	$\Delta\eta$	σ_η	μ_π GeV	T_{freeze} GeV
40	0.6	25.0	0.25	3,5,7	5.0	0.8	0.03217	0.130

TABLE III. Parameter set used for the (3+1)-D ideal hydrodynamics results of ECHO-QGP.

Viscosity provides important corrections to the particle spectra particularly evident in the p_T and b dependence of the elliptic flow coefficient v_2 . For this section we limit our discussion to (2+1)-D simulations with the parameters of Table IV. The chosen equation of state is IID. Moreover, here we do not include the viscous correction to the thermal distribution function. As shown in Fig. 21, we obtain the standard result of a suppression of the v_2 when including viscosity. At $p_T = 1.5 \text{ GeV}$, $\eta/s = 0.08$ and $b = 7.0 \text{ fm}$, the suppression

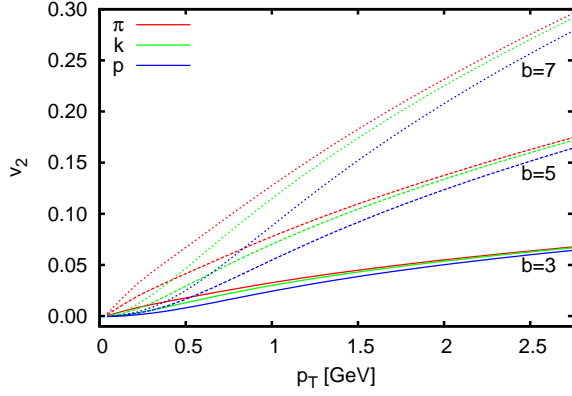


FIG. 19. p_T and b dependence of the elliptic flow v_2 as obtained in (3+1)-D ideal hydrodynamics. Parameters are chosen the same as in Fig. 18.

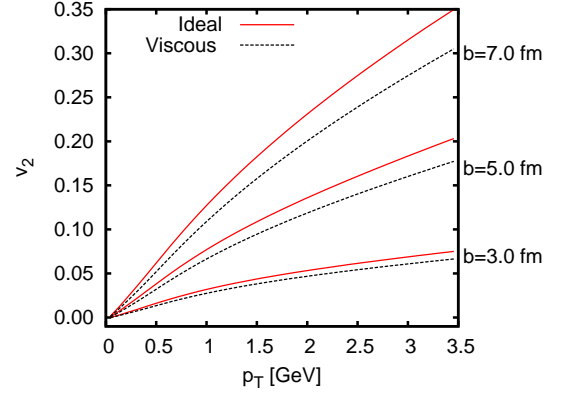


FIG. 21. p_T and b dependence of the pion elliptic flow coefficient v_2 within (2+1)-D ideal and viscous hydrodynamics. Parameters are reported in Tab. IV

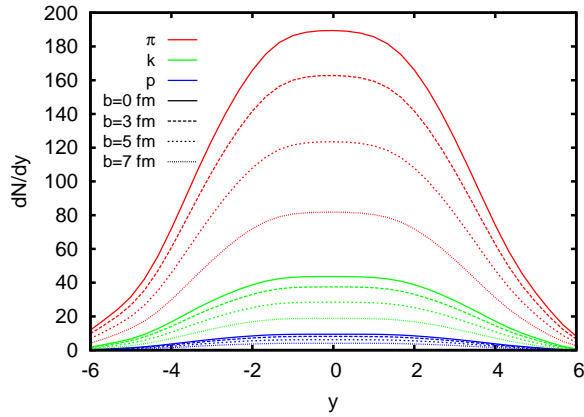


FIG. 20. Rapidity spectra of pions, kaons and protons as obtained in (3+1)-D ideal hydrodynamics.

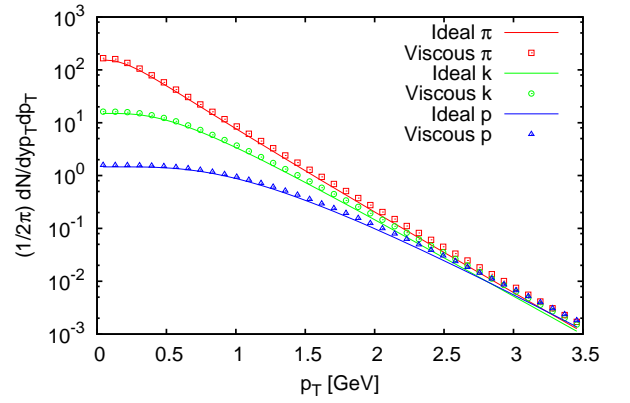


FIG. 22. p_T spectra for pions, kaons and protons. Comparison between results obtained in (2+1)-D ideal (solid lines) and viscous (dotted lines) hydrodynamics. Here $b = 5$ fm, all the other simulation parameters are reported in IV

is of the v_2 of the order of 10%, which is in agreement with [3] (see Fig. 10).

In Fig. 22 we display results for the transverse momentum spectra of pions kaons and protons with $b = 3$ fm. The effect of the viscosity is qualitatively consistent with previous results [13]: up to $p_T \sim 1$ GeV spectra are slightly suppressed with respect to the ideal case and at larger p_T are instead enhanced (almost doubled at $p_T \sim 2$ GeV). This enhancement with large p_T is due to the growth of the transverse expansion in presence of viscosity compared to the ideal case, as discussed in V A.

σ_{NN}	τ_0	e_0	α	b	η/s	μ_π	T_{freeze}
mb	fm/c	GeV/fm ³		fm		GeV	GeV
42	1.0	30.0	0.15	3,5,7	0.08	0.03217	0.130

TABLE IV. Parameter set used in the comparison between (2+1)-D viscous and ideal simulation (see Fig.21-22).

C. MC-Glauber initial conditions: a test case

In the present section, we demonstrate the capability of running (2+1)-D ideal and viscous RHD simulations with ECHO-QGP in the case of fluctuating Glauber-MC initial conditions. The local temperature profile is set at the initial time $\tau = 1$ fm/c for one particular nuclear configuration generated through the Glauber-MC routine implemented in ECHO-QGP (we assume Au-Au collisions with $\sigma = 0.6$ fm, $K = 19$ GeV/fm², and $\alpha = 0.2$); then the subsequent evolution is followed both in the ideal and in the viscous case. In Fig. 23 the initial and later stages of the evolution at $\tau = 5$ and 10 fm/c are shown, where the upper row refers to the ideal run and the lower one to the viscous run. Here we assume a square numerical box ranging from -15 to 15 fm and made up by 151 grid points in both directions. The choice for the EOS is EOS-LS, while in the viscous run we set $\eta/s = 0.08$.

Clearly, the dynamical effects of shear viscosity are reflected in

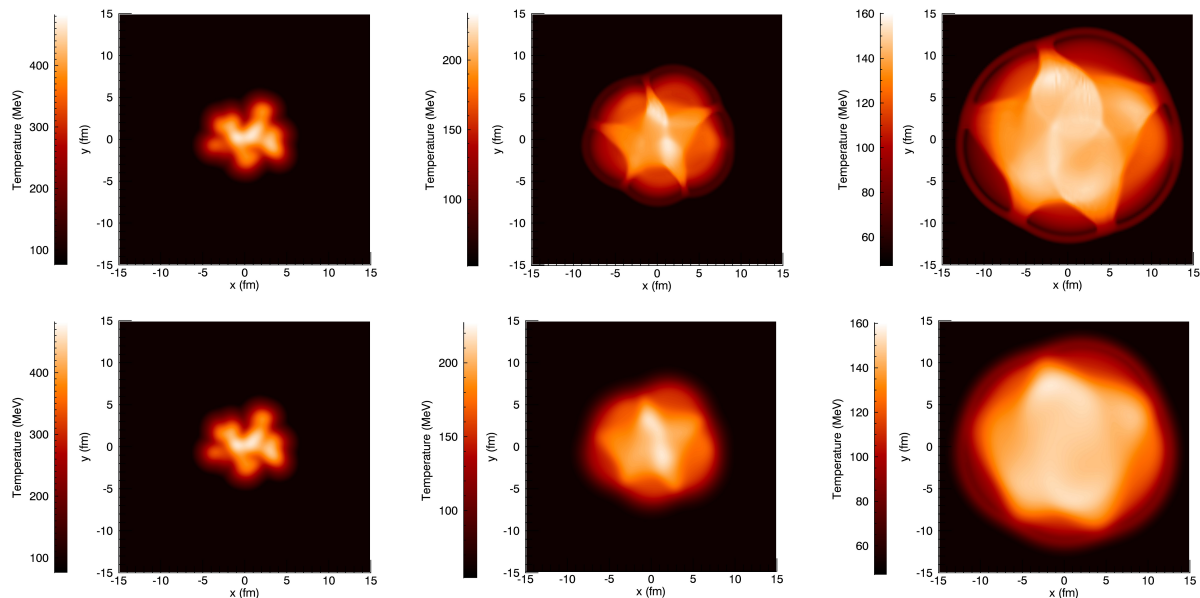


FIG. 23. Temperature scans at various times – at $\tau = 1, 5$, and 10 fm/c – obtained from inviscid (upper panel) and viscous (lower panel) ECHO-QGP simulations with Glauber-MC initial conditions. The differences between the two cases are clearly visible. The effect of shear viscosity can be seen in the smoothening the profiles.

the smoother spatial profiles: the surfaces of discontinuity arising from the transverse expansion of the initial peaks of energy (shock fronts) are clearly visible only in the inviscid case. These results demonstrate the capability of ECHO-QGP to handle also complex initial conditions with events displaying sizable fluctuations. The full analysis including the study of higher-order flow harmonics, of the impact on the freeze-out stage and of the final particle spectra is beyond the scope of the present investigation and is left for future work.

VI. CONCLUSIONS AND OUTLOOK

In this paper we have presented ECHO-QGP, a code for (3+1)-D relativistic viscous hydrodynamics specially designed for the physics of heavy-ion collisions. The code has been built on top of the *Eulerian Conservative High Order* code for General Relativistic Magneto-HydroDynamics (GRMHD) [31], originally developed and widely used for high-energy astrophysical applications. ECHO-QGP shares with the original code the conservative (shock-capturing) approach – needed to treat shocks and other hydrodynamical discontinuities that invariably arise due to the intrinsic nonlinear nature of the equations – and the high accuracy methods for time integration, and spatial interpolation and reconstruction routines, needed to capture small-scale fluid features and turbulence. With respect to the original version of the code, where only the ideal case was treated, here second-order dissipative effects have been included through the evolution of the Israel-Stewart equations for the bulk and shear stress tensor components, both coupled to the other hydrodynamical equations. In order for the code to be suited to QGP applications, four major improvements have been implemented in the code:

1. other than the simple Minkowski metric, in any dimensionality, Bjorken coordinates have been included with possibility to evolve in τ any kind of situation, from uniform states up to

(2+1)-D (boost invariance along η_s) and full (3+1)-D configurations;

2. any analytical or tabulated equation of state can be used, even at non-zero baryonic chemical potential; here in particular we have tested the ideal ultra-relativistic EOS $P = e/3$ (EOS-I), a tabulated one arising from weak-coupling QCD calculations and often adopted in the literature (EOS-LS) and a couple of tabulated hybrid EOS's obtained by matching those for a hadron resonance gas (in full, EOS-CE, or partial, EOS-PCE, chemical equilibrium at low temperatures) with lattice-QCD results;
3. all kinds of initializing conditions are possible. Among them, RHIC experiments are simulated by initializing the hydrodynamical quantities with smooth energy density (or entropy density) profiles based on the optical Glauber model, with both participants and binary collisions contributions, and with different choices for the impact parameter b . Also fluctuating initial conditions in (2+1)-D and (3+1)-D can be initialized with a Monte Carlo Glauber routine implemented in the code;
4. a new freeze-out routines is developed and implemented in the ECHO-QGP package. The procedure has been tested against other available freeze-out routines in the literature, both in (2+1)-D and in (3+1)-D. The comparisons appear consistent and well convincing, in spite of the simpler approach followed.

The code has been extensively tested against analytical solutions, wherever available, or against other authors' results, both in Cartesian and Bjorken coordinates, and both for ideal and for viscous hydrodynamics. Our results always show smooth and accurate profiles, due to the conservative and high-order properties of the numerical method employed. In particular, thanks to the use of high-order methods, a limited number of grid points is typically enough to obtain sharp profiles.

The freeze-out routine implemented in the code has been first tested against another existing one (AZHYDRO) and, once inter-

faced to the output of ECHO-QGP, it produced particle spectra with the expected behavior: stronger radial flow for larger mass hadrons, mass ordering of the v_2 at low p_T , taming of the rise of $v_2(p_T)$ in the presence of viscosity (notice that viscous corrections have been so far implemented only in the hydrodynamic evolution and not in the Cooper-Frye decoupling algorithm).

ECHO-QGP turned out to be able to address very granular fluctuating initial conditions. This will be fundamental in view of performing event-by-event hydrodynamic simulations, mandatory in order to interpret non-trivial experimental measurements like the non-vanishing v_2 in central events and the appearance of odd flow-harmonics. The study of higher harmonics and of event-by-event flow measurements will provide a rich information on the initial state and on the transport coefficients of the medium. Equally interesting will be the application of ECHO-QGP, with its Glauber-MC initialization, to the case of high-multiplicity p-A collisions, where recent theoretical [77] and experimental analysis [78, 79] suggest the possibility of formation of a medium with a collective behavior.

As a further item to address, we would like to include in ECHO the possibility of dealing with a finite-density EOS (with possibly a first-order phase transition), so to have a tool able to provide prediction of interest for the heavy-ion program foreseen at FAIR. Finally, it is our intention to recover in ECHO-QGP the possibility of evolving

also electromagnetic fields, either assuming the validity of the ideal MHD approximation [31], or including magnetic dissipation with the resistive term in the Ohm law [33]. There are several motivations for studying the effects of strong magnetic fields in ultrarelativistic nucleus-nucleus collisions, such as the recently proposed Chiral Magnetic Effect [34] which is supposed to produce an observable separation of positive and negative charges with respect with the reaction plane. Such a tool would be unique among the codes for QGP studies, and it would represent a very promising cross-fertilization opportunity between the astrophysical and high-energy physics communities.

ACKNOWLEDGMENTS

This work has been supported by the Italian Ministry of Education and Research grant PRIN 2009 *Il Quark-Gluon Plasma e le collisioni nucleari di alta energia* and by the INFN project RM31. F. Becattini would like to acknowledge the support of HIC for FAIR during his sabbatical leave in Frankfurt. We are thankful to R. Tripiccone for many interesting informative discussions about the freeze-out procedure. G.P. acknowledges financial support from the Italian Ministry of Research through the program Rita Levi Montalcini.

-
- [1] J. Adams *et al.* (STAR collaboration), Nucl. Phys. **A757**, 102 (2005); K. Adcox *et al.* (PHENIX Collaboration), *ibid.* **A757**, 184 (2005); Back *et al.* (PHOBOS Collaboration), *ibid.* **A757**, 28 (2005); A. Arsene *et al.* (BRAHMS Collaboration), *ibid.* **A757**, 1 (2005).
 - [2] M. Krzewicki (ALICE Collaboration), QM-2011, arXiv:1107.0080v1 [nucl-ex], K. Aamodt *et al.* (The Alice Collaboration), arXiv:1011.3914 [nucl-ex]; Phys. Rev. Lett. **105**, 252301 (2010); Phys. Rev. Lett. **106**, 032301 (2011).
 - [3] P. Romatschke, Int. J. Mod. Phys. **E19**, 1 (2009).
 - [4] T. Hirano, P. Huovinen, Y. Nara, arXiv:1012.3955[nucl-th]; X.-F. Chen, T. Hirano, E. Wang, X.-N. Wang, H. Zhang, arXiv:1102.5614[nucl-th].
 - [5] H. Song, U. W. Heinz, Phys. Rev. C **81**, 024905 (2010).
 - [6] C. Eckart, Phys. Rev. **58**, 919 (1940).
 - [7] E. M. Lifshitz and L. P. Pitaevskii, Physical Kinetics (Landau and Lifshitz), Vol. 10 (Pergamon Press, New York 1981).
 - [8] W. Israel, Ann. Phys. (N.Y.) **100**, 310 (1976); W. Israel and J. M. Stewart, Ann. Phys. (N.Y.) **118**, 349 (1979).
 - [9] I. Müller, Z. Phys. **198**, 329 (1967).
 - [10] I. Müller, Living Rev. Relativ. **2**, 1 (1999).
 - [11] A. Muronga, Phys. Rev. Lett. **88**, 062302 (2002) [Erratum-*ibid.* **89**, 159901 (2002)]; Phys. Rev. C **69**, 034903 (2004).
 - [12] R. Baier, P. Romatschke, U.A. Wiedemann, Phys. Rev. C **73**, 064903 (2006).
 - [13] R. Baier, P. Romatschke, Eur. Phys. J. C **51**, 677 (2007).
 - [14] A. Dumitru, E. Molnar, Y. Nara, Phys. Rev. C **76**, 024910 (2007).
 - [15] P. Huovinen, D. Molnar, Phys. Rev. C **79**, 014906 (2009).
 - [16] A. Muronga, D.H. Rischke, arXiv:nucl-th/0407114.
 - [17] A.K. Chaudhuri, arXiv:0704.0134 [nucl-th]; arXiv:0801.3180 [nucl-th].
 - [18] P. Romatschke and U. Romatschke, Phys. Rev. Lett. **99**, 172301 (2007).
 - [19] H. Song, U.W. Heinz, Phys. Lett. **B 658**, 279 (2008).
 - [20] H. Song, U.W. Heinz, Phys. Rev. C **77**, 064901 (2008).
 - [21] M. Luzum, P. Romatschke, Phys. Rev. C **78**, 034915 (2008) [Erratum-*ibid.* **C 79** (2009) 039903]
 - [22] H. Song, U.W. Heinz, Phys. Rev. C **78**, 024902 (2008).
 - [23] B. Schenke, S. Jeon, and C. Gale, Phys. Rev. Lett. **106**, 042301 (2011).
 - [24] P. Bozek, Phys. Rev. C **85**, 034901 (2012).
 - [25] J. Vredevoogd, S. Pratt, Phys. Rev. C **85**, 044908 (2012).
 - [26] L. P. Csernai, V. K. Magas and D. J. Wang, Phys. Rev. C **87**, 034906 (2013); L. P. Csernai, V. K. Magas, H. Stocker and D. D. Strottman, Phys. Rev. C **84** (2011) 024914; L. P. Csernai, Y. Cheng, S. Horvat, V. Magas, D. Strottman and M. Zetenyi, J. Phys. G **36** (2009) 064032; V. K. Magas, L. P. Csernai, D. Strottman, Phys. Rev. C **64** (2001) 014901
 - [27] P. Bozek, I. Wykiel-Piekarska, Phys. Rev. C **85**, 064915 (2012).
 - [28] P. Bozek, W. Broniowski, Phys. Lett. **B718**, 1557 (2013).
 - [29] B. Schenke, S. Jeon, C. Gale, Phys. Lett. **B702**, 59 (2011).
 - [30] B. Schenke, S. Jeon, C. Gale, Phys. Rev. C **85**, 024901 (2012).
 - [31] L. Del Zanna, O. Zanotti, N. Bucciantini, P. Londrillo, Astron. Astroph. **473**, 11 (2007).
 - [32] N. Bucciantini, L. Del Zanna, Astron. Astroph. **528**, A101 (2011).
 - [33] N. Bucciantini, L. Del Zanna, MNRAS, **428**, 71 (2013).
 - [34] D. E. Kharzeev *et al.*, Nucl. Phys. A **803**, 227 (2008); D. E. Kharzeev and H.U. Lee, Phys. Rev. D **84**, 045025 (2011).
 - [35] E. Molnár, H. Niemi, D. H. Rischke, Euro. Phys. J. C **65**, 615 (2010).
 - [36] A. Muronga, Phys. Rev. C **76**, 014909 (2007).
 - [37] S. Bhattacharyya *et al.*, JHEP **0806**, 055 (2008).
 - [38] P. Romatschke, Class. Quant. Grav. **27**, 025006 (2010); R. Baier *et al.*, JHEP **0804**, 100 (2008).
 - [39] J. Noronha-Hostler *et al.*, arXiv:1305.1981 [nucl-th].
 - [40] B. Alver *et al.* [PHOBOS Collaboration], Int. J. Mod. Phys. E **16**, 331 (2008).
 - [41] P. F. Kolb *et al.*, Nucl. Phys. A **696**, 197 (2001).

- [42] L. D. McLerran, and R. Venugopalan, Phys. Rev. **D 49**, 2233 (1994); *ibid.*, **D 49**, 3352 (1994).
- [43] D. Khazeev, E. Levin, M. Nardi, Nucl. Phys. A **730**, 448 (2004); H. J. Drescher, A. Dumitru, A. Hayashigaki, Y. Nara, Phys. Rev. **C 74** 044905 (2006).
- [44] I. Kanitscheider, K. Skenderis, JHEP **04**, 062 (2009).
- [45] M. Natsuume, and T. Okamura, Phys. Rev. **D 77**, 066014 [Erratum-*ibid.* **D 78** (2008) 089902] S. Bhattacharyya, V. E. Hubeny, S. Minwalla and M. Rangamani, JHEP **0802**, 045 (2008).
- [46] M. Laine and Y. Schröder, Phys. Rev. **D 73**, 085009 (2006).
- [47] S. Borsanyi *et al.*, JHEP **1011**, 077 (2010).
- [48] W. Florkowski, *Phenomenology of Ultra-relativistic Heavy-ion Collisions* (World Scientific, Singapore, 2010).
- [49] H. De Vries, C.W. De Jager, C. De Vries, At. Data Nucl. Data Tables **36**, 495 (1987).
- [50] T. Hirano, U. Heinz, D. Kharzeev, R. Lacey, Y. Nara, Phys. Lett. **B 636**, 299 (2006).
- [51] A. Adil and M. Gyulassy, Phys. Rev. **C 72**, 034907 (2005).
- [52] H. Holopainen, H. Niemi and K. J. Eskola, Phys. Rev. **C 83**, 034901 (2011).
- [53] L. Del Zanna, N. Bucciantini, Astron. Astrophys. **390**, 1177 (2002).
- [54] M. Takamoto, S. Inutsuka, Jour. Comp. Phys. **230**, 7002 (2011).
- [55] B. K. Patra, V. Agotiya, V. Chandra, Eur. Phys. J. **C 67**, 465 (2010).
- [56] R. Baier, P. Romatschke, D. T. Son, A. O. Starinets, M. A. Stephanov, JHEP **0804**, 100 (2008).
- [57] Baym *et al.*, Nucl. Phys. **A 407**, 541 (1983).
- [58] S. S. Gubser, Phys. Rev. **D 82**, 085027 (2010), arXiv:1006.0006[hep-th].
- [59] F. Cooper, G. Frye, Phys. Rev. **D 10**, 186 (1974).
- [60] P. F. Kolb, J. Sollfrank, and U. W. Heinz, Phys. Rev. **C 62**, 054909 (2000), hep-ph/0006129.
- [61] J. Sollfrank, P. Koch, U. W. Heinz, Z. Phys. **C 52**, 593 (1991).
- [62] S. A. Bass, and A. Dumitru, Phys. Rev. **C 61**, 064909 (2000), nucl-th/0001033.
- [63] D. Teaney, J. Lauret, E. V. Shuryak, nucl-th/0110037.
- [64] T. Hirano, U. W. Heinz, D. Kharzeev, R. Lacey, and Y. Nara, Phys. Lett. **B 636**, 299 (2006), nucl-th/0511046.
- [65] C. Nonaka and S. A. Bass, Phys. Rev. **C 75**, 014902 (2007), nucl-th/0607018.
- [66] H. Petersen, J. Steinheimer, G. Burau, M. Bleicher, and H. Stocker, Phys. Rev. **C 78**, 044901 (2008), arXiv:0806.1695.
- [67] K. Werner, I. Karpenko, T. Pierog, M. Bleicher, and K. Mikhailov, Phys. Rev. **C 82**, 044904 (2010), arXiv:1004.0805.
- [68] H. Song, S. A. Bass, U. Heinz, T. Hirano, and C. Shen, Phys. Rev. Lett. **106**, 192301 (2011), arXiv:1011.2783.
- [69] I. Karpenko, Y. Sinyukov, and K. Werner, Phys. Rev. **C 87**, 024914 (2013), arXiv:1204.5351.
- [70] T. Hirano, P. Huovinen, K. Murase, and Y. Nara, Prog. Part. Nucl. Phys. **70**, 108 (2013), arXiv:1204.5814.
- [71] P. Huovinen and H. Petersen, arXiv:1206.3371[nucl-th].
- [72] P. F. Kolb, R. Rapp, Phys. Rev. **C 67**, 044903 (2003), hep-ph/0210222.
- [73] B. Schenke, S. Jeon, and C. Gale, Phys. Rev. **C 82**, 014903 (2010), arXiv:1004.1408.
- [74] P. F. Kolb, J. Sollfrank, U. W. Heinz, Phys. Rev. **C 62**, 054909 (2000), hep-ph/0006129.
- [75] P. Romatschke, Euro. Phys. J **C 52**, 203 (2007).
- [76] P. F. Kolb, J. Sollfrank, U. W. Heinz, Phys. Lett. **B 459**, 667 (1999).
- [77] P. Bozek, Phys. Rev. **C 85**, 014911 (2012).

- [78] ATLAS collaboration, Phys. Rev. Lett. **110**, 182302 (2013).
- [79] CMS collaboration, Phys. Lett. **B 718**, 795 (2013).
- [80] U. Heinz, hep-ph/0407360.
- [81] T. Hirano, Phys. Rev. **C 65**, 011901 (2002).

Appendix A: Fluid description in Minkowski and Bjorken coordinates

In this appendix we summarize the essential formula establishing the link between the fluid description in Minkowski and Bjorken coordinates. While what contained in the text is already sufficiently self-consistent, here we wish to establish a mapping with the notation adopted by other authors [80, 81] and widely employed in phenomenological studies, such as blast-wave fits. For the sake of clarity in this appendix four-vectors in Bjorken coordinates will be denoted by a “prime” and components of the three-velocity by a “tilde”; in the text such a distinction will be neglected.

1. Minkowski coordinates

Here we specify the notation employed for the different rapidities entering into our RHD setup.

- Fluid rapidity:

$$Y \equiv \frac{1}{2} \ln \frac{1 + v^z}{1 - v^z} \longrightarrow v^z = \tanh Y \quad (\text{A1})$$

with v_z the longitudinal component of the fluid velocity \mathbf{v} ;

- Space-time rapidity:

$$\eta_s \equiv \frac{1}{2} \ln \frac{t + z}{t - z}. \quad (\text{A2})$$

- Particle rapidity (of the emitted hadron):

$$y \equiv \frac{1}{2} \ln \frac{E + p_z}{E - p_z}; \quad (\text{A3})$$

The particle four-momentum is conveniently expressed in terms of its transverse mass m_\perp and rapidity:

$$p^\mu \equiv (m_\perp \cosh y, \mathbf{p}_\perp, m_\perp \sinh y) \quad (\text{A4})$$

The fluid four-velocity, defined as

$$u^\mu \equiv \gamma(1, \mathbf{v}) = \gamma(1, v_\perp, v_z), \quad \text{with } \gamma \equiv 1/\sqrt{1 - v^2}, \quad (\text{A5})$$

can be recasted in terms of the fluid-rapidity as

$$u^\mu = \frac{1}{\sqrt{1 - \cosh^2 Y v_\perp^2}} (\cosh Y, \cosh Y \mathbf{v}_\perp, \sinh Y). \quad (\text{A6})$$

This suggest to define the “transverse velocity”

$$\mathbf{u}_\perp \equiv \cosh Y \mathbf{v}_\perp, \quad (\text{A7})$$

so that

$$u^\mu \equiv \gamma_\perp (\cosh Y, \mathbf{u}_\perp, \sinh Y), \quad \text{with } \gamma_\perp \equiv 1/\sqrt{1 - \mathbf{u}_\perp^2}. \quad (\text{A8})$$

The scalar product between the particle momentum and the fluid velocity, entering into the Cooper-Frye decoupling prescription, reads (with metric $[-, +, +, +]$)

$$-p \cdot u = \gamma_\perp [m_\perp \cosh(y - Y) - \mathbf{p}_\perp \cdot \mathbf{u}_\perp], \quad (\text{A9})$$

expressing the fact that particles tend to be emitted with rapidity close to the one of the fluid-cell.

In the general case the velocity field of the fluid depends on all the four space-time coordinates: one has $\mathbf{u}_\perp \equiv \mathbf{u}_\perp(\tau, \mathbf{r}_\perp, \eta_s)$ and $Y \equiv Y(\tau, \mathbf{r}_\perp, \eta_s)$.

In the case of longitudinal boost-invariance of the fluid profile one has *always*

$$v_z = \frac{z}{t} \longrightarrow Y \equiv \eta_s, \quad (\text{A10})$$

so that the fluid velocity reduces to

$$u^\mu = \gamma_\perp (\cosh \eta_s, \mathbf{u}_\perp, \sinh \eta_s), \quad (\text{A11})$$

which only depends on $\mathbf{u}_\perp(\tau, \mathbf{r}_\perp)$.

2. Bjorken coordinates

One can go from the Minkowsky coordinates

$$u^\mu \equiv (u^0, u^1, u^2, u^3) \quad (\text{A12})$$

to the Bjorken (sometimes also known as Milne) coordinates

$$u'^m \equiv [u'^\tau, u'^x, u'^y, u'^\eta] \quad (\text{A13})$$

through the transformation

$$u'^m \equiv \frac{\partial x'^m}{\partial x^\nu} u^\nu. \quad (\text{A14})$$

One has:

$$u'^\tau = \frac{d\tau}{dt} u^0 + \frac{d\tau}{dz} u^3 = \gamma_\perp \cosh(Y - \eta_s) \quad (\text{A15a})$$

$$u'^\eta = \frac{d\eta_s}{dt} u^0 + \frac{d\eta_s}{dz} u^3 = \gamma_\perp \frac{1}{\tau} \sinh(Y - \eta_s). \quad (\text{A15b})$$

Hence

$$u'^m = \gamma_\perp \left[\cosh(Y - \eta_s), \mathbf{u}_\perp, \frac{1}{\tau} \sinh(Y - \eta_s) \right] \quad (\text{A16})$$

The four-momentum in Milne coordinates analogously reads:

$$p'^m = \left[m_\perp \cosh(y - \eta_s), \mathbf{p}_\perp, \frac{1}{\tau} m_\perp \sinh(y - \eta_s) \right]. \quad (\text{A17})$$

Its contraction with u'^m and the hypersurface element in Eqs. (A16) and (??) allows one to recover the freeze-out formula employed in the text in Eq. (69) and expressed in terms of the output variables of ECHO-QGP. Notice that its contraction with the expression of the fluid four-velocity in Eq. (A16) provides the result in Eq. (A9).

After a further change of variables, introducing the definitions

$$\tilde{v}^\eta \equiv \frac{\tanh(Y - \eta_s)}{\tau} \quad \text{and} \quad \tilde{v}^{x/y} \equiv \frac{u_\perp^{x/y}}{\cosh(Y - \eta_s)}, \quad (\text{A18})$$

one has:

$$u'^m = \tilde{\gamma} [1, \tilde{v}^x, \tilde{v}^y, \tilde{v}^\eta], \quad (\text{A19})$$

where

$$\tilde{\gamma} \equiv \gamma_\perp \cosh(Y - \eta_s) = \frac{1}{\sqrt{1 - (\tilde{v}^x)^2 - (\tilde{v}^y)^2 - \tau^2 (\tilde{v}^\eta)^2}} \quad (\text{A20})$$

in agreement with the definition $\tilde{\gamma} \equiv (1 - g_{ij} \tilde{v}^i \tilde{v}^j)^{-1/2}$ quoted in the text.

In the case of a longitudinal boost-invariant expansion one has $Y \equiv \eta_s$, so that:

$$u'^m = \gamma_\perp [1, \mathbf{u}_\perp, 0]. \quad (\text{A21})$$

Appendix B: Source terms

In the present appendix, we write down explicitly the source terms needed for the evolution of the set of balance laws as in Eq. (26). For the momentum and energy equations we have, respectively

$$\mathbf{S}(S_i) = |g|^{1/2} [\frac{1}{2} T^{\mu\nu} \partial_i g_{\mu\nu}], \quad (\text{B1})$$

$$\mathbf{S}(E) = |g|^{1/2} [-\frac{1}{2} T^{\mu\nu} \partial_0 g_{\mu\nu}], \quad (\text{B2})$$

whereas for the evolution of the bulk viscous pressure Π and for the spatial components of the viscous stress tensor π^{ij} more terms are required. We recall here the general definitions for the expansion scalar, shear tensor, and vorticity, which are

$$\theta = d_\mu u^\mu = \partial_\mu u^\mu + \Gamma_{\mu\nu}^\mu u^\nu, \quad (\text{B3})$$

$$\sigma^{\mu\nu} = \frac{1}{2} (d^\mu u^\nu + d^\nu u^\mu) + \frac{1}{2} (u^\mu D u^\nu + u^\nu D u^\mu) - \frac{1}{3} (g^{\mu\nu} + u^\mu u^\nu) \theta, \quad (\text{B4})$$

$$\omega^{\mu\nu} = \frac{1}{2} (d^\mu u^\nu - d^\nu u^\mu) + \frac{1}{2} (u^\mu D u^\nu - u^\nu D u^\mu), \quad (\text{B5})$$

with

$$d^\mu u^\nu = g^{\mu\alpha} (\partial_\alpha u^\nu + \Gamma_{\alpha\beta}^\nu u^\beta), \quad (\text{B6})$$

$$D u^\nu = u^\alpha (\partial_\alpha u^\nu + \Gamma_{\alpha\beta}^\nu u^\beta). \quad (\text{B7})$$

Moreover, the $\mathcal{I}^{\mu\nu}$ terms are provided by

$$\mathcal{I}_0^{\mu\nu} = -u^\alpha (\Gamma_{\alpha\beta}^\mu \pi^{\nu\beta} + \Gamma_{\alpha\beta}^\nu \pi^{\mu\beta}), \quad (\text{B8})$$

$$\mathcal{I}_1^{\mu\nu} = g_{\alpha\beta} (\pi^{\mu\alpha} u^\nu + \pi^{\nu\alpha} u^\mu) D u^\beta, \quad (\text{B9})$$

$$\mathcal{I}_2^{\mu\nu} = -\lambda g_{\alpha\beta} (\pi^{\mu\alpha} \omega^{\nu\beta} + \pi^{\nu\alpha} \omega^{\mu\beta}). \quad (\text{B10})$$

In the remainder we shall specify to either Minkowski or Bjorken coordinates.

1. Minkowski coordinates

The simplest case is that of Minkowskian Cartesian coordinates (t, x, y, z) , with metric $g_{\mu\nu} = g^{\mu\nu} = \text{diag}(-1, 1, 1, 1)$ ($|g|^{1/2} = 1$), and vanishing Christoffel symbols. Thus, no source terms are needed for the evolution of the energy-momentum tensor. Covariant derivatives simply become

$$d^i u^\nu = -\partial_i u^\nu, \quad (\text{B11})$$

$$d^i u^\nu = \partial_i u^\nu, \quad (\text{B12})$$

$$D u^\nu = u^i \partial_i u^\nu + u^i \partial_i u^\nu, \quad (\text{B13})$$

so for instance the expansion scalar is

$$\theta = \partial_t u^t + \partial_i u^i, \quad (\text{B14})$$

with $i = x, y, z$. Notice that $\mathcal{I}_0^{\mu\nu} \equiv 0$, while for $\mathcal{I}_1^{\mu\nu}$ and $\mathcal{I}_2^{\mu\nu}$ the standard definitions apply.

2. Bjorken coordinates

Bjorken coordinates (τ, x, y, η_s) have still a diagonal metric $g_{\mu\nu} = \text{diag}(-1, 1, 1, \tau^2)$, and $g^{\mu\nu} = \text{diag}(-1, 1, 1, 1/\tau^2)$ ($|g|^{1/2} = \tau$), but here $\partial_\tau g_{\eta\eta} = 2\tau \neq 0$ leading to the non-vanishing Christoffel symbols $\Gamma_{\eta\eta}^\tau = \tau$ and $\Gamma_{\eta\tau}^\eta = 1/\tau$. Then, while the source term for the momentum equation is still zero, that for the energy equation becomes

$$\mathbf{S}(E) = -\tau^2 T^{\eta\eta}. \quad (\text{B15})$$

Non-Minkowskian covariant derivatives are

$$d^\tau u^\eta = -(\partial_\tau u^\eta + u^\eta/\tau), \quad (\text{B16})$$

$$d^\eta u^\tau = (\partial_\eta u^\tau + \tau u^\eta)/\tau^2, \quad (\text{B17})$$

$$d^\eta u^\eta = (\partial_\eta u^\eta + u^\tau/\tau)/\tau^2, \quad (\text{B18})$$

$$Du^\tau = u^\tau \partial_\tau u^\tau + u^i \partial_i u^\tau + \tau u^\eta u^\eta, \quad (\text{B19})$$

$$Du^\eta = u^\tau \partial_\tau u^\eta + u^i \partial_i u^\eta + 2u^\tau u^\eta/\tau, \quad (\text{B20})$$

with $i = x, y, \eta$, and the expansion scalar is now

$$\theta = \partial_\tau u^\tau + \partial_i u^i + u^\tau/\tau. \quad (\text{B21})$$

In Bjorken coordinates the non-vanishing $I_0^{\mu\nu} \equiv 0$ terms are

$$I_0^{x\eta} = -(u^\tau \pi^{x\eta} + u^\eta \pi^{\tau x})/\tau, \quad (\text{B22})$$

$$I_0^{y\eta} = -(u^\tau \pi^{y\eta} + u^\eta \pi^{\tau y})/\tau, \quad (\text{B23})$$

$$I_0^{\eta\eta} = -2(u^\tau \pi^{\eta\eta} + u^\eta \pi^{\tau\eta})/\tau, \quad (\text{B24})$$

while $I_1^{\mu\nu}$ and $I_2^{\mu\nu}$ are defined in the usual way.