

Flavour structure of the nucleon electromagnetic form factors and transverse charge densities in the chiral quark-soliton model

António Silva

E-mail: ajsilva@fe.up.pt
 Faculdade de Engenharia, Universidade do Porto, rua Dr. Roberto Frias,
 P-4200-465 Porto, Portugal
 Centro de Fisica Computacional (CFC), Departamento de Fisica, Universidade
 de Coimbra, P-3004-516 Coimbra, Portugal

Diana Urbano

E-mail: urbano@fe.up.pt
 Faculdade de Engenharia, Universidade do Porto, rua Dr. Roberto Frias,
 P-4200-465 Porto, Portugal
 Centro de Fisica Computacional (CFC), Departamento de Fisica, Universidade
 de Coimbra, P-3004-516 Coimbra, Portugal

Hyun-Chul Kim

E-mail: hchkim@inha.ac.kr
 Department of Physics, Inha University, Incheon 402-751, Korea
 School of Physics, Korea Institute for Advanced Study (KIAS), Seoul 130-722,
 Republic of Korea

Abstract. We investigate the flavour decomposition of the electromagnetic form factors of the nucleon, based on the chiral quark-soliton model (χ QSM) with symmetry-conserving quantisation. We consider the rotational $1/N_c$ and linear strange-quark mass (m_s) corrections. We discuss the results of the flavour-decomposed electromagnetic form factors in comparison with the recent experimental data. In order to see the effects of the strange quark, we compare the SU(3) results with those of SU(2). We finally discuss the transverse charge densities for both unpolarised and polarised nucleons. The transverse charge density inside a neutron turns out to be negative in the vicinity of the centre within the SU(3) χ QSM, which can be explained by the contribution of the strange quark.

PACS numbers: 13.40.Gp, 14.20.Dh, 14.20.Jn, 14.65.Bt

1. Introduction

Electromagnetic form factors (EMFFs) are the most fundamental observables that reveal the charge and magnetisation structures of the nucleon. A series of recent measurements of the EMFFs has renewed the understanding of the internal structure of the nucleon and has posed fundamental questions about its nonperturbative nature. The results of the ratio of the proton EMFFs, $\mu_p G_E^p/G_M^p$ with the proton magnetic moment μ_p , obtained by measuring the transverse and longitudinal recoil proton polarisations [1, 2, 3, 4, 5, 6, 7, 8], were found to decrease almost linearly as Q^2 increases for $Q^2 > 1 (\text{GeV}/c)^2$. These results were in conflict with most previous measurements of the proton EMFFs from unpolarised electron-proton cross sections based on the Rosenbluth separation method. These new experimental results have triggered subsequent theoretical and experimental works (see, for example, recent reviews [9, 10, 11, 12, 13]). This discrepancy is partially explained by the effects of two-photon exchange, which affect unpolarised electron-proton scattering at higher Q^2 but have less influence on the polarisation measurements [14, 15, 16, 17, 18, 19]. Moreover, the new experimental results of the proton EMFFs in a wider range of Q^2 provided a whole new perspective on the internal quark-gluon structure of the nucleon. Perturbative quantum chromodynamics (pQCD) with factorisation schemes [20] predicts the different scalings of the Dirac and Pauli FFs, F_1^p and F_2^p : F_1^p falls off as $1/Q^4$ while F_2^p decreases as $1/Q^6$, so that $Q^2 F_2^p/F_1^p$ becomes flat at large Q^2 . However, the experimental data show that the ratio $Q^2 F_2^p/F_1^p$ increases with Q^2 but $Q F_2^p/F_1^p$ becomes flat starting around 2 GeV^2 . A similar discrepancy between the experimental data and pQCD was also found in the $\gamma\gamma^* \rightarrow \pi$ transition form factor [21, 22] even for higher Q^2 .

Assuming isospin and charge symmetries, neglecting the strangeness in the nucleon, and using both the experimental data for the proton and neutron EMFFs, Cates *et al.* [23] have extracted the up and down EMFFs and have obtained remarkable results: the Q^2 dependence of the up- and down-quark Dirac (F_1) and Pauli (F_2) form factors (FFs) are considerably different from each other. The down-quark Dirac and Pauli FFs are roughly proportional to $1/Q^4$ but those of the up-quark fall off more gradually. Moreover, while the ratios $\kappa_u^{-1} F_2^u/F_1^u$ and $\kappa_d^{-1} F_2^d/F_1^d$ (κ is the anomalous magnetic moment) are relatively constant above $Q^2 \sim 1 \text{ GeV}^2$, they show a complicated behavior for lower Q^2 regions. Qattan and Arrington [24] elaborated the analysis of Ref. [23], taking into account explicitly the effects of two-photon exchange and uncertainties on the proton form factor and the neutron magnetic FFs. They found that the ratio of the up-quark EMFFs (G_E^u/G_M^u) has a roughly linear drop-off, while that of the down-quark EMFFs (G_E^d/G_M^d) showed a completely different dependence on Q^2 . As a result, the flavour-decomposed FFs behave in a different way from the proton EMFFs. It was also pointed out in Ref. [24] that theoretical descriptions of the flavour-decomposed FFs seem nontrivial [25, 26, 27, 28].

Being motivated by these recent experimental works, we want to investigate the flavour structure of the nucleon EMFFs within the framework of the self-consistent SU(2) and SU(3) chiral quark-soliton models (χ QSMs) [29, 30, 31]. The χ QSM has described successfully various observables of the baryon octet and decuplet (For reviews, see [32, 33, 34, 35]). In particular, the Q^2 dependence of almost all form factors is well reproduced within the χ QSM, so that the strange-quark EMFFs [36] and the parity-violating (PV) asymmetries of polarised electron-proton scattering [37], which require nine different FFs (six EMFFs and three axial-vector FFs) with the

same set of parameters, are in good agreement with experimental data. Thus, it is worthwhile to examine the flavour structure of the nucleon EMFFs in detail. As mentioned, the nucleon EMFFs were already studied in the SU(3) χ QSM [38]. However, Praszalowicz *et al.* [39] pointed out that the Gell-Mann-Nishijima relation was not exactly fulfilled in the initial version of the χ QSM and proposed the symmetry-conserving quantisation that makes the Gell-Mann-Nishijima relation well satisfied.

In this work, we present the results of the flavour-decomposed up- and down-quark EMFFs based on the SU(3) χ QSM with symmetry-conserving quantisation employed. We first show the Dirac and Pauli FFs of the nucleon and then examine the Q^2 dependence of the up- and down-quark Dirac and Pauli FFs. The ratio of the flavour-decomposed Dirac and Pauli FFs will be discussed, compared with the recent experimental data [24]. We also reexamine the results of the strange EMFFs, since there are new experimental data from PV polarised electron-nucleon scattering. In particular, the G0 collaboration recently measured the parity-violating asymmetries in the backward angle [40], which was first predicted in Ref. [37]. In addition to the flavour decomposed EMFFs of the nucleon, we also investigate the charge and magnetisation densities of the quark in a nucleon in the transverse plane. Together with the new experimental data for the nucleon EMFFs, the nucleon GPDs cast light on the concept of nucleon FFs [41, 35, 42, 43].

The present work is sketched as follows. In Section 2, we briefly review the general formalism of the EMFFs of the nucleon and its flavour decomposition and describe how to compute the EMFFs of the nucleon within the framework of the SU(2) and SU(3) χ QSMs. In the following sections we present the results and discuss their physical implications in the light of the recent experimental data: for Sachs FFs in Section 3 and for the Dirac and Pauli FFs in Section 4. In section 5 we also present the model results for the transverse charge and magnetic distributions of the quark inside both unpolarised and transversely polarised nucleons. The final Section is devoted to the summary and the conclusions.

2. Electromagnetic Form factors and the χ QSM

The matrix element of a flavour vector current between the two nucleon states is expressed in terms of the flavour Dirac and Pauli FFs

$$\begin{aligned} \langle N(p', s') | J_\mu^\chi(0) | N(p, s) \rangle \\ = \bar{u}_N(p', s') \left[\gamma_\mu F_1^\chi(q^2) + i\sigma_{\mu\nu} \frac{q^\nu}{2M_N} F_2^\chi(q^2) \right] u_N(p, s), \end{aligned} \quad (1)$$

where $J_\mu^\chi(0)$ represents the flavour vector current defined as

$$J_\mu^\chi(0) = \bar{\psi}(0) \lambda^\chi \gamma_\mu \psi(0). \quad (2)$$

χ denotes the flavour index, i.e. $\chi = 0, 3, 8$ for the flavour decomposition. Here, one has to bear in mind that λ^0 is considered to be a unity flavour matrix. Thus, the normalisation $\{\lambda^a, \lambda^b\} = 2\delta^{ab}$ for λ^χ applies only to the Gell-Mann matrices with $\chi = 3$ and $\chi = 8$. The Dirac spinor $u_N(p, s)$ applies to the nucleon with mass M_N , momentum p and the third component of its spin s . The square of the four momentum transfer is denoted by $q^2 = -Q^2$, with $Q^2 > 0$. The flavour Dirac and Pauli FFs can be combined to give the Sachs FFs:

$$G_E^\chi(Q^2) = F_1^\chi(Q^2) - \frac{Q^2}{4M_N^2} F_2^\chi(Q^2)$$

$$G_M^X(Q^2) = F_1^N(Q^2) + F_2^X(Q^2). \quad (3)$$

In the Breit frame, $G_E^X(Q^2)$ and $G_M^X(Q^2)$ are related to the time and space components of the flavour vector current, respectively:

$$\begin{aligned} G_E^X(Q^2) &= \langle N'(p') | \bar{\psi}(0) \gamma_0 \lambda^X \psi(0) | N(p) \rangle \\ G_M^X(Q^2) &= i M_N \epsilon_{ilk} \frac{q_l}{6q^2} \text{tr} \left(\langle p', \lambda' | \bar{\psi}(0) \gamma_i \lambda^X \psi(0) | p, \lambda \rangle \sigma_k \right). \end{aligned} \quad (4)$$

where σ_j are the Pauli spin matrices. The $|\lambda\rangle$ is the corresponding spin state of the nucleon.

In SU(3) flavour the nucleon EMFFs are expressed in terms of the triplet and octet vector form factors

$$G_{E,M}^N(Q^2) = \frac{1}{2} \left(G_{E,M}^3 + \frac{1}{\sqrt{3}} G_{E,M}^8 \right), \quad (5)$$

while in flavour SU(2) they are written as

$$G_{E,M}^N(Q^2) = \frac{1}{2} \left(\frac{1}{3} G_{E,M}^0 + G_{E,M}^3 \right). \quad (6)$$

Although the same notation is used for the form factors, it will always follow from the context which flavour case is being addressed.

The matrix elements given in Eq. (4) can be evaluated both in the SU(2) and SU(3) flavour χ QSMs. The model starts from the following low-energy effective partition function in Euclidean space

$$\begin{aligned} \mathcal{Z}_{\chi\text{QSM}} &= \int \mathcal{D}\psi \mathcal{D}\psi^\dagger \mathcal{D}U \exp \left[- \int d^4x \bar{\Psi}^\dagger i D(U) \Psi \right] \\ &= \int \mathcal{D}U \exp(-S_{\text{eff}}[U]), \end{aligned} \quad (7)$$

where ψ and U denote the quark and pseudo-Goldstone boson fields, respectively. After integrating over the quark fields, the effective chiral action S_{eff} is given by

$$S_{\text{eff}}(U) = -N_c \text{Tr} \ln i D(U), \quad (8)$$

where Tr represents the functional trace and N_c the number of colours.

The Dirac $D(U) = \gamma_4(i\partial - \hat{m} - MU^{\gamma_5})$ operator, depending on the flavour space, is given by

$$\begin{aligned} D_{\text{SU}(2)}(U) &= -i\partial_4 + h(U) \\ D_{\text{SU}(3)}(U) &= -i\partial_4 + h(U) - \gamma_4 \delta m \end{aligned} \quad (9)$$

since, as isospin symmetry is assumed in this work, $\hat{m} = \text{diag}(\bar{m}, \bar{m}) = \bar{m} \mathbf{1}_2$ in SU(2) and $\hat{m} = \text{diag}(\bar{m}, \bar{m}, m_s) = \bar{m} \mathbf{1}_3 + \delta m$ in SU(3), where

$$\delta m = \frac{-\bar{m} + m_s}{3} \mathbf{1}_3 + \frac{\bar{m} - m_s}{\sqrt{3}} \lambda^8 = M_1 \mathbf{1}_3 + M_8 \lambda^8. \quad (10)$$

The mass term δm containing the strange current quark mass m_s will be treated as a perturbation.

The single-quark Hamiltonian $h(U)$ is expressed as

$$h(U) = i\gamma_4 \gamma_i \partial_i - \gamma_4 M U^{\gamma_5} - \gamma_4 \bar{m}, \quad (11)$$

where U^{γ_5} stands for the chiral field for which we assume Witten's embedding of the SU(2) soliton into SU(3)

$$U_{\text{SU}(3)}^{\gamma_5} = \begin{pmatrix} U_{\text{SU}(2)}^{\gamma_5} & 0 \\ 0 & 1 \end{pmatrix} \quad (12)$$

with the SU(2) pion field π^i as

$$U_{\text{SU}(2)}^{\gamma^5} = \exp(i\gamma^5 \tau^i \pi^i) = \frac{1 + \gamma^5}{2} U_{\text{SU}(2)} + \frac{1 - \gamma^5}{2} U_{\text{SU}(2)}^\dagger. \quad (13)$$

The integration over the pion field U in Eq. (7) can be performed by the saddle-point approximation in the large N_c limit due to the N_c factor in Eq. (8). The SU(2) pion field U is written as the most symmetric hedgehog form

$$U_{\text{SU}(2)} = \exp[i\gamma_5 \hat{\mathbf{n}} \cdot \boldsymbol{\tau} P(r)], \quad (14)$$

where $P(r)$ is the radial profile function of the soliton.

The χ QSM nucleon state $|N(p, s)\rangle$ used in the computation of Eqs. (1) and (4) is defined in terms of an Ioffe-type current consisting of N_c quarks:

$$|N(p, s)\rangle = \lim_{x_4 \rightarrow -\infty} \frac{1}{\sqrt{\mathcal{Z}}} e^{ip_4 x_4} \int d^3 \mathbf{x} e^{i\mathbf{p} \cdot \mathbf{x}} J_N^\dagger(x) |0\rangle \quad (15)$$

with the Ioffe-type nucleon current J_N defined as

$$J_N(x) = \frac{1}{N_c!} \Gamma_N^{b_1 \dots b_{N_c}} \varepsilon^{\beta_1 \dots \beta_{N_c}} \psi_{\beta_1 b_1}(x) \dots \psi_{\beta_{N_c} b_{N_c}}(x). \quad (16)$$

Here, the matrix $\Gamma_N^{b_1 \dots b_{N_c}}$ carries the hypercharge Y , isospin I, I_3 and spin s, s_3 quantum numbers of the baryon and the b_i and β_i denote the spin-flavour and colour indices, respectively.

After minimizing the action in Eq. (8), we derive an equation of motion which is solved self-consistently with respect to the function $P(r)$ in Eq. (14). The corresponding unique solution U_c is called the classical chiral soliton. The next step consists in quantising the classical soliton. This can be achieved by quantising the rotational and translational zero-modes of the soliton. The rotations and translations of the soliton are implemented by

$$U(\mathbf{x}, t) = A(t) U_c(\mathbf{x} - \mathbf{z}(t)) A^\dagger(t), \quad (17)$$

where $A(t)$ denotes a time-dependent SU(3) matrix, related to the orientation of the soliton in coordinate and flavour spaces, and $\mathbf{z}(t)$ stands for the time-dependent translation of the centre of mass of the soliton in coordinate space. The rotational velocity of the soliton $\Omega(t)$ is defined as

$$\Omega = \frac{1}{i} A^\dagger \dot{A} = \frac{1}{2i} \text{Tr}(A^\dagger \dot{A} \lambda^\alpha) \lambda^\alpha = \frac{1}{2} \Omega_\alpha \lambda^\alpha. \quad (18)$$

Treating $\Omega(t)$ and δm perturbatively with slowly rotating soliton and small δm considered, we find the collective Hamiltonian, i.e., the Hamiltonian in the collective coordinates of position of the centre of mass and the orientation of the soliton, which is given explicitly as

$$H_{\text{coll}}^{\text{SU}(2)} = M_c^{\text{SU}(2)} + \frac{1}{2I_1^{\text{SU}(2)}} \sum_{i=1}^3 J_i J_i \quad (19)$$

in SU(2) and as

$$H_{\text{coll}}^{\text{SU}(3)} = H_{\text{sym}} + H_{\text{sb}} \quad (20)$$

$$H_{\text{sym}} = M_c + \frac{1}{2I_1} \sum_{i=1}^3 J_i J_i + \frac{1}{2I_2} \sum_{a=4}^7 J_a J_a, \quad (21)$$

$$H_{\text{sb}} = \frac{1}{m} M_1 \Sigma_{SU(2)} + \alpha D_{88}^{(8)}(A) + \beta Y + \frac{\gamma}{\sqrt{3}} D_{8i}^{(8)}(A) J_i. \quad (22)$$

in SU(3). The M_c is the classical mass of the state, the parameters I are inertia parameters, Y is the hypercharge, $\Sigma_{SU(2)}$ is the pion-nucleon sigma term, the J s are the angular momentum operators and $D^{(8)}$ are the SU(3) Wigner D functions. It is obvious that the strange quark in flavour SU(3) leads to a more involved analysis, particularly to the symmetry breaking contributions.

Within the collective quantisation procedure the nucleon states given in Eq. (15) will be mapped to collective rotational functions carrying the state quantum numbers. In flavour SU(2) these functions are the eigenfunctions of the SU(2) symmetrical Hamiltonian, i.e., the Wigner D functions given as

$$\begin{aligned}\Psi_{JJ_3TT_3}(A) &= \langle A | N(JJ_3; TT_3) \rangle \\ &= (-1)^{T+T_3} \sqrt{2T+1} D_{-T_3, J_3}^{T=J}(A).\end{aligned}\quad (23)$$

In flavour SU(3) the eigenfunctions of the SU(3) symmetric part of the Hamiltonian turn out to be the SU(3) Wigner D functions

$$\begin{aligned}\Psi_{Y; JJ_3; TT_3}^n(A) &= \langle A | N(Y; JJ_3; TT_3) \rangle \\ &= \sqrt{\dim n} (-1)^{-1/2+J_3} D_{T, T_3, Y; J, J_3, -1}^{(n)*}(A).\end{aligned}\quad (24)$$

On the contrary to the SU(2) case, the nucleon state is no longer a pure octet state but is a mixed state with those in higher representations arising from flavour SU(3) symmetry breaking, i.e.

$$\begin{aligned}|N(Y; JJ_3; TT_3)\rangle &= |8_{1/2}(Y; JJ_3; TT_3)\rangle \\ &+ c_{10} \sqrt{5} |10_{1/2}(Y; JJ_3; TT_3)\rangle + c_{27} \sqrt{6} |27_{1/2}(Y; JJ_3; TT_3)\rangle,\end{aligned}\quad (25)$$

where c_{10} and c_{27} denote the mixing parameters. These parameters, as well as the α , β and γ in Eq. (22), may be found in Refs. [31, 33].

A detailed formalism for the zero-mode quantisation can be found in Refs. [31, 33]. In addition, Ref. [38] offers a detailed description as to how the form factors can be obtained numerically. We briefly summarise it here before we discuss the numerical results. The parameters existing in the model are the constituent quark mass M , the current quark mass \bar{m} , the strange current quark mass m_s , and the cutoff mass Λ of the proper-time regularisation. However, not all of them are free parameters but can be fixed in the mesonic sector without any ambiguity. In fact, this is a merit of the χ QSM in which mesons and baryons can be treated on an equal footing. For a given M the regularisation cut-off parameter Λ and the current quark mass \bar{m} in the Lagrangian are fixed to the pion decay constant $f_\pi = 93$ MeV and the physical pion mass $m_\pi = 140$ MeV, respectively. The strange current quark mass is taken to be $m_s = 180$ MeV which approximately reproduces the kaon mass. Though the constituent quark mass M can be regarded as a free parameter, it is also more or less fixed. The experimental proton electric charge radius is best reproduced in the χ QSM with the constituent quark mass $M = 420$ MeV. Moreover, the value of 420 MeV is known to yield the best fit to many baryonic observables [33]. Thus, all the numerical results in the present work are obtained with this value of M .

All the results presented in the following were computed completely within the model, in the same level of approximation, to keep consistency. In particular, magnetisation observables are presented not in terms of the physical nuclear magneton but, instead, in terms of the model nuclear magneton, i.e. defined as the model value for the nucleon mass, which, at this level of approximation used in this work, is

$$M_N = 1250 \text{ MeV}.\quad (26)$$

We want to mention that the ratio between the model nuclear magneton and the physical one is the same as that between the value of M_N in Eq.(26) and the physical nucleon mass.

To address the properties of the baryon octet implies immediately flavour structures of the SU(3) baryons. However, it indicates simultaneously the question as to how accurate is the χ QSM description of the strangeness content of the nucleon and its implications to the EMFF. Such a question could easily be answered if one had precise experimental data on the strange EMFF. The present study may give some clues to the answer for that question in the light of the recent phenomenological data [23, 24].

3. Sachs form factors

The Sachs EM form factors [44, 45] are the most common form to encompass information about the electromagnetic structure of the nucleon. On the one hand, these form factors make it possible to express the cross section for elastic electron-proton scattering in the one-photon exchange approximation, without mixed terms ($G_E G_M$) in a form suitable for the separation of the electric and magnetic form factors. That is not the case when the cross section is expressed in terms of the Dirac and Pauli form factors (1), where the mixed terms ($F_1 F_2$) occur. Even with the more recent polarisation transfer methods [46], the measured ratio between the longitudinal and transverse polarisation components is expressed in terms of the Sachs form factors ratio $\mu G_E / G_M$.

On the other hand, the Sachs form factors have a merit that in the Breit frame they may be apparently interpreted as the Fourier transform of the charge and magnetisation distributions inside a nucleon. It comes from the fact that in the Breit frame the proton does not exchange energy with the virtual photon with momentum $(0, \mathbf{q})$. At a specific space-like $Q^2 = -\mathbf{q}^2 < 0$ invariant momentum transfer, the time and space components of the electromagnetic current, associated with the electric and magnetic form factors respectively, resemble the classical non-relativistic current density. Hence the Sachs EM form factors are directly related to the charge and magnetisation distributions by the Fourier transform. However, these relations are supposedly non-relativistic in nature due to the Q^2 dependence of the Breit-frame. Both the preceding features of the Sachs form factors are currently under scrutiny, as mentioned in Introduction. Discrepancies in the experimental results from the elastic ep cross section and polarisation transfer studies called for the inclusion of new aspects of elastic electron proton scattering, such as the two-photon exchange [18]. The connection between form factors and densities, even apart from the non-relativistic limitation, has also been revised on general grounds [47, 48].

In the left panel of Fig. 1, the results of the ratio of the proton magnetic FF to the electric FF are depicted in comparison with the experimental data from the recoil polarisation experiments $p(\vec{e}, e'\vec{p})$ [1, 2, 5, 7, 8, 50, 51, 52, 53, 54] and the experiments with a polarised target $\vec{p}(\vec{e}, e'\vec{p})$ [55, 56]. The SU(2) results can describe the general tendency of the data very well, whereas those of SU(3) seem slightly underestimated, as Q^2 increase. The right panel of Fig. 1 plots the results for the ratio $\mu_n G_E^n / G_M^n$, compared with the experimental data taken from $\vec{d}(\vec{e}, en)p$ [57, 58, 59, 60] and from $d(\vec{e}, e'\vec{n})p$ [61, 62, 63] and $^3\text{He}(\vec{e}, e'n)$ scatterings [64]. We observe that the experimental data lie between the SU(2) and SU(3) results. The general tendency of the present results are in line with the experimental data: $\mu_p G_E^p / G_M^p$ falls off slowly as

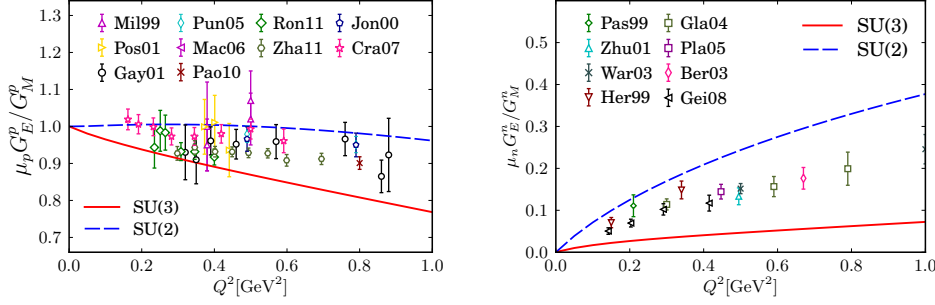


Figure 1. (Color online) The ratio of the proton magnetic FF to the electric FF: $\mu_p G_E^p / G_M^p$ in the left panel. The experimental data are taken from Mil99 [50], Pos01 [51], Gay01 [2], Mac06 [52], Pao10 [53], Ron11 [7], Zha11 [8], Jon06 [55], Jon00 [1], Cra07 [56]. The neutron $\mu_n G_E^n / G_M^n$ ratio in the right panel compared to the data from recent experiments: Pas99 [57], Zhu01 [58], War03 [59], Gei08 [60], Her99 [61], Gla04 [62], Pla05 [63], Ber03 [64]. The solid curve depicts the result from the SU(3) χ QSM whereas the dashed one does that from the SU(2) model.

Q^2 increases, while $\mu_n G_E^n / G_M^n$ increases systematically as a function of Q^2 . As shown in the right panel of Fig 1, the SU(3) results for the neutron are rather different from those in SU(2), the reason stemming, at least partially, from the strange quark contribution to the neutron electric FF. Because of the embedding of the SU(2) soliton into SU(3) as shown in Eq.(12), the contribution of the strange quark has the same asymptotic behavior of the nonstrange quarks. The effects due to different asymptotic tails were discussed in Ref. [65] in detail in the context of the strange vector FFs of the nucleon. Thus, in a sense, a true answer may be found between the SU(2) and the SU(3) results.

In order to decompose the proton EMFFs into the flavour ones, we need to compute the singlet vector form factors of the proton. Then, we are able to express the flavour-decomposed EMFFs of the proton in terms of the singlet, triplet, and octet FFs of the proton:

$$\begin{aligned} G_{E,M}^u(Q^2) &= \frac{1}{2} \left(\frac{2}{3} G_{E,M}^{(0)}(Q^2) + G_{E,M}^{(3)}(Q^2) + \frac{1}{\sqrt{3}} G_{E,M}^{(8)}(Q^2) \right), \\ G_{E,M}^d(Q^2) &= \frac{1}{2} \left(\frac{2}{3} G_{E,M}^{(0)}(Q^2) - G_{E,M}^{(3)}(Q^2) + \frac{1}{\sqrt{3}} G_{E,M}^{(8)}(Q^2) \right), \\ G_{E,M}^s(Q^2) &= \frac{1}{3} \left(G_{E,M}^{(0)}(Q^2) - \sqrt{3} G_{E,M}^{(8)}(Q^2) \right), \end{aligned} \quad (27)$$

where we have suppressed the corresponding quark charge. The normalisations at $Q^2 = 0$ for the proton obey $G_E^u(0) = 2$, $G_E^d(0) = 1$ and $G_E^s(0) = 0$. The flavour-decomposed magnetic moments are listed in Table 1 in unit of the nuclear magneton.

The Sachs FFs for the different quark flavours are presented in Fig. 2, which are normalised by the dipole parameterization defined as

$$G_D(Q^2) = \frac{1}{\left(1 + \frac{Q^2}{\Lambda_D^2}\right)^2}, \quad \Lambda_D^2 = 0.71 \text{ GeV}^2 \quad (28)$$

	μ_u	μ_d	μ_s
SU(3)	3.22	-0.73	0.10
SU(2)	3.46	-0.95	
[24]	3.67	-1.03	

Table 1. The flavour-decomposed magnetic moments are defined as $\mu_q = G_M^q(0)$ and are presented in unit of the model nuclear magneton μ_N .

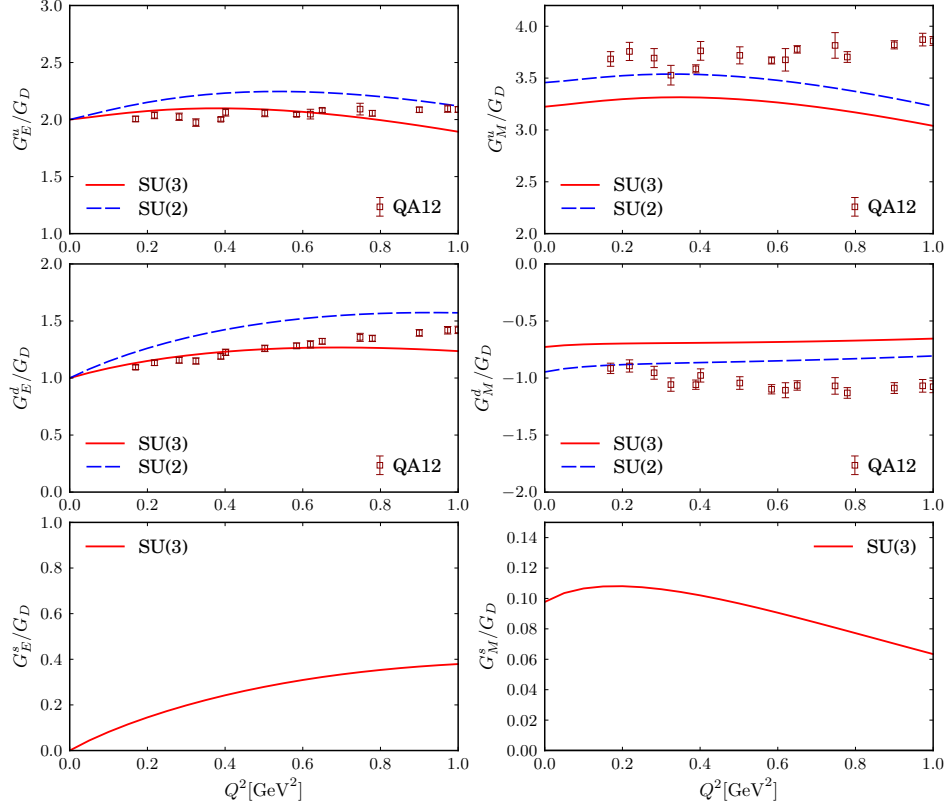


Figure 2. (Color online) Ratios of the nucleon Sachs flavour FFs to the dipole parameterizations (Eq. (28)). The u quark FFs in the upper panel, the d quark FFs in the middle panel, and the strange ones in the lower panel. The phenomenological data are taken from Refs. [24, 66] (QA12). Notations are the same as in Fig. 1.

in comparison with the phenomenological data taken from Refs. [24, 66], whose normalisations at $Q^2 = 0$ are given as $G_M^u = 3.67 \mu_N$ and $G_M^d = -1.03 \mu_N$. The up and down electric FFs are more or less well reproduced. On the other hand, the up magnetic FF deviates from the data, as the Q^2 increases. While the Q^2 dependence of the down magnetic FF shows similar tendency to the data but the results seem a bit overestimated. Since there are no corresponding experimental data yet for the strange EMFFs, the lower panel of Fig. 2 shows the predictions of the present model for the strange EMFFs.

4. Dirac and Pauli form factors

The Dirac (F_1) and Pauli (F_2) FFs are expressed in terms of the Sachs EM FFs defined in Eq. (3), i.e.

$$\begin{aligned} F_1(Q^2) &= \frac{G_E + \tau G_M}{1 + \tau} \\ F_2(Q^2) &= \frac{G_M - G_E}{1 + \tau}, \end{aligned} \quad (29)$$

where τ is given by

$$\tau = Q^2/(4M^2). \quad (30)$$

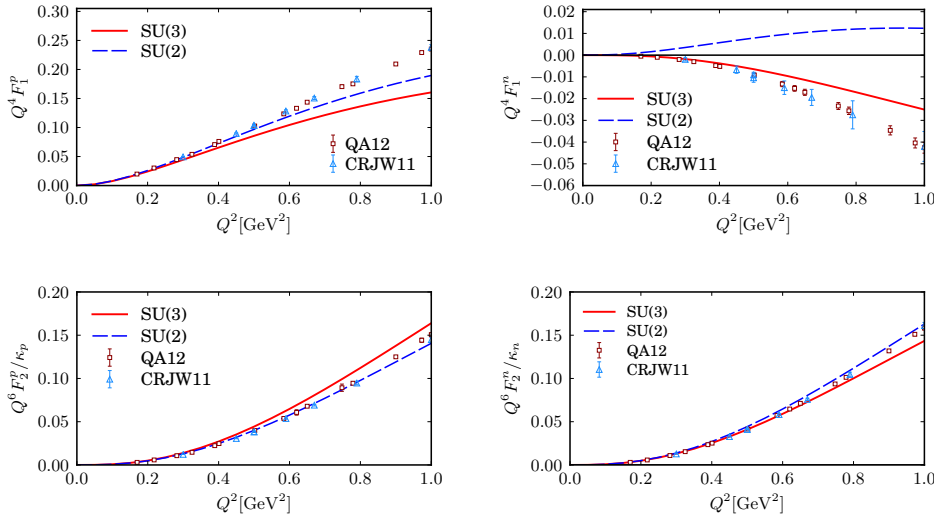


Figure 3. (Color online) Dirac FFs F_1 of the proton and the neutron, scaled with Q^4 in the upper panel and the Pauli FFs scaled with $Q^6/\kappa_{p(n)}$ in the lower panel. The experimental data are taken from Refs. [23] (CRJW11) and [24, 66] (QA12). Notations are the same as in Fig. 1.

As mentioned in Introduction, pQCD with factorisation schemes [20] predicts that the nucleon Dirac FFs are scaled as $1/Q^4$. It indicates that $Q^4 F_1(Q^2)$ becomes asymptotically constant. Thus, the $Q^4 F_1(Q^2)$ is a more interesting quantity than the F_1 itself. Figure 3 shows the results for the nucleon Dirac FFs with Q^4 factor in comparison with the experimental data [23, 24, 66]. The Q^2 dependence of $Q^4 F_1^p(Q^2)$ are well explained within the SU(2) model, while those from the corresponding SU(3) model seem slightly underestimated, especially, as Q^2 increases. However, as for $Q^4 F_1^n(Q^2)$, the result of the SU(3) model describes the data well, whereas the SU(2) one differs from them. As shown in the lower panel of Fig. 3, the results of $Q^6 F_2(Q^2)/\kappa$ both for the proton and the neutron are in good agreement with the experimental data.

The flavour-decomposed Dirac (F_1^q) and Pauli (F_2^q) FFs are expressed as

$$\begin{aligned} F_{1,2}^u &= 2F_{1,2}^p + F_{1,2}^n + F_{1,2}^s, \\ F_{1,2}^d &= F_{1,2}^p + 2F_{1,2}^n + F_{1,2}^s \end{aligned} \quad (31)$$

in flavour SU(3). In flavour SU(2), the up and down Dirac and Pauli FFs are simply written in terms of the corresponding proton and neutron FFs.

$$\begin{aligned} F_{1,2}^u &= 2F_{1,2}^p + F_{1,2}^n, \\ F_{1,2}^d &= F_{1,2}^p + 2F_{1,2}^n. \end{aligned} \quad (32)$$

Note that, however, the SU(3) results are not reduced to the SU(2) ones just by merely turning off the effects of the strange quark.

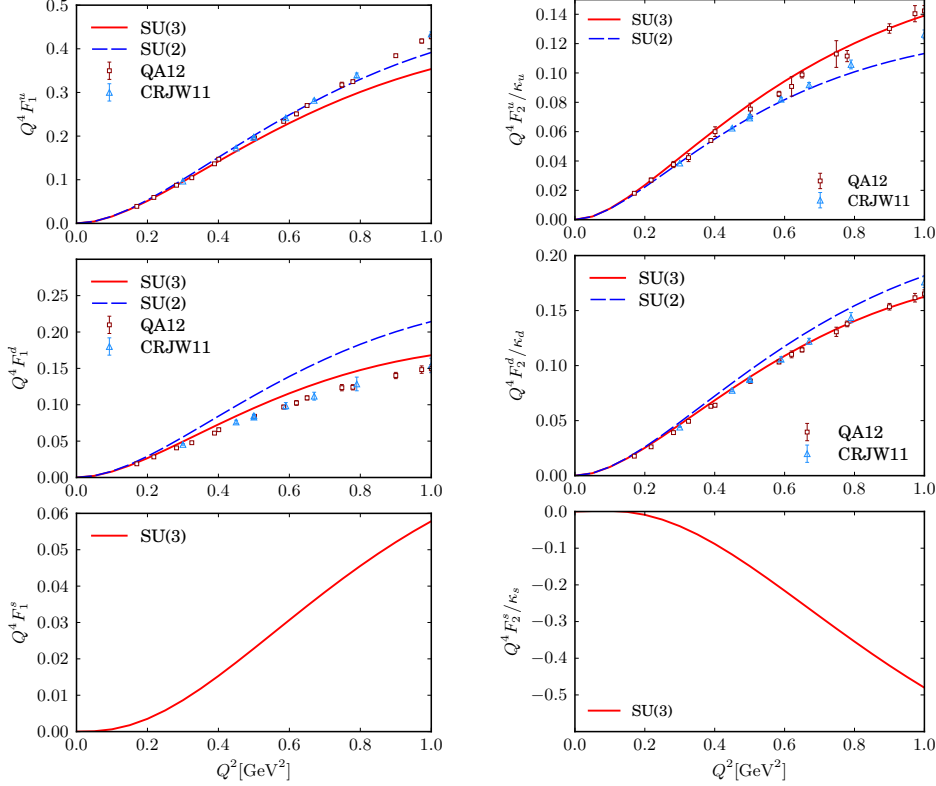


Figure 4. (Color online) The flavour-decomposed Dirac and Pauli FFs weighted by Q^4 : The up FFs in the upper panel, the down ones in the middle panel, and the strange FFs in the lower panel. The experimental data are taken from Refs. [23, 24, 66]. Notations are the same as in Fig. 1.

In Fig. 4, we draw the results of $Q^4 F_1^q$ and $Q^4 F_2^q / \kappa^q$ for the up (u), down (d) and strange (s) quarks, respectively. $Q^4 F_1^u$ shows stronger Q^2 dependence than that of $Q^4 F_1^d$ while $Q^4 F_2^u$ exhibits weaker Q^2 dependence than that of $Q^4 F_2^d$. The present results for both the up and down quarks describe the data very well as in the case of the proton and neutron FFs (see Fig. 3). Again, we predict $Q^4 F_1^s$ and $Q^4 F_2^s$.

At $Q^2 = 0$ the Dirac and FFs are respectively reduced to $F_1^p(0) = 1$, $F_1^n(0) = 0$ and $F_2^{p(n)}(0) = \kappa_{p(n)}$ with the corresponding anomalous magnetic moment $\kappa_{p(n)}$ (See Table 2). For the flavour-decomposed Dirac FFs, we have $F_1^u(0) = 2$, $F_1^d(0) = 1$ and $F_1^s(0) = 0$.

	κ_p	κ_n	κ_u	κ_d	κ_s
SU(3)	1.36	-1.59	1.22	-1.73	0.10
SU(2)	1.62	-1.78	1.46	-1.95	
Exp. & Phen.	1.793	-1.913	1.673	-2.033	

Table 2. Anomalous magnetic moments $\kappa = F_2(0)$ for the proton and the neutron. The flavour-decomposed anomalous magnetic moments are also presented. Exp. & Phen. denote the experimental data on the proton and the neutron anomalous magnetic moments, and the empirical data on the flavour-decomposed ones.

5. Transverse charge densities

We are now in a position to discuss the quark transverse charge densities inside both unpolarised and polarised nucleons. The traditional charge and magnetisation densities in the Breit framework are defined ambiguously because of the Lorentz contraction of the nucleon in its moving direction [67, 68]. To avoid this ambiguity one can define the quark charge densities in the transverse plane. Then, they provide essential information on how the charges and magnetisations of the quarks are distributed in the transverse plane inside the nucleon. When the nucleon is unpolarised, the quark transverse charge density is defined as the two-dimensional Fourier transform of the nucleon Dirac FFs

$$\begin{aligned}\rho_{\text{ch}} &= \frac{1}{(2\pi)^2} \int d^2q e^{i\mathbf{q}\cdot\mathbf{b}} F_1(Q^2) = \int_0^\infty \frac{dQ}{2\pi} Q J_0(Qb) F_1(Q^2) \\ &= \int_0^\infty \frac{dQ}{2\pi} Q J_0(Qb) \frac{G_E(Q^2) + \tau G_M(Q^2)}{1 + \tau},\end{aligned}\quad (33)$$

where b denotes the impact parameter, i.e. the distance in the transverse plane to the place where the density is being probed, and J_0 is a cylindrical Bessel Function of order zero [47, 48]. Note that the Dirac FF at $Q^2 = 0$ and the anomalous magnetic moment can be rederived from the transverse charge and magnetisation densities

$$2\pi \int db b \rho_{\text{ch}} = F_1(0), \quad \pi \int db b \rho_{\text{m}} = \kappa, \quad (34)$$

either for the nucleon or for each individual flavour. The anomalous magnetisation density in the transverse plane [48, 49] is defined as

$$\rho_{\text{m}} = -b \frac{d}{db} \rho_2(b) = b \int_0^\infty \frac{dQ}{2\pi} Q^2 J_1(Qb) F_2(Q^2), \quad (35)$$

where $\rho_2(b)$ is related to the Pauli FF in the same way as $\rho_{\text{ch}}(b)$ to the Dirac FF:

$$\rho_2(b) = \int_0^\infty \frac{dQ}{2\pi} Q J_0(Qb) F_2(Q^2). \quad (36)$$

In the upper panel of Fig. 5, the transverse charge densities inside both a proton and a neutron are drawn. The results of the transverse charge density from the SU(2) model is almost the same as that from the SU(3) model for the proton. However, it is very interesting to observe that the transverse charge density inside the neutron from the SU(2) model is opposite to that of the SU(3) one. As already found in Figs. 1 and 3, the SU(2) result is distinguished from the SU(3) one, mainly due to the effects of the strange quark. These are in fact a surprising results, because the

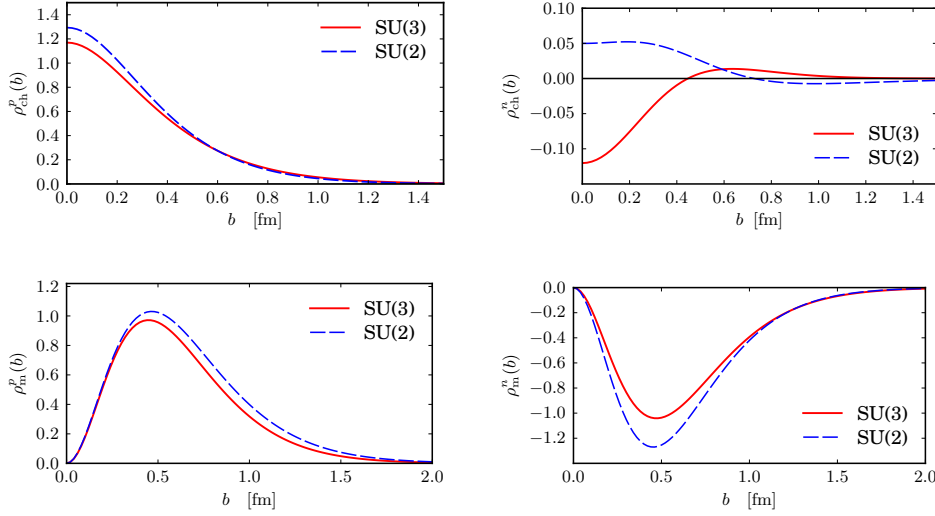


Figure 5. (Color online) Transverse charge densities inside a proton (upper left panel) and a neutron (upper right panel), and the transverse magnetisation densities inside a proton (lower left panel) and a neutron (lower right panel). Notations are the same as in Fig. 1.

SU(3) result interprets the inner structure of the neutron totally differently from the SU(2) one: While the negative charge, which mainly come from the down and strange quarks inside a neutron, is centred on the neutron according to the SU(3) χ QSM, the SU(2) model suggests that the positive one be located in the centre of the neutron. In Ref. [47], the transverse charge density of the neutron was computed, based on the parametrisation of the experimental EMFFs, and was found to be negative in the centre of the neutron, which is in line with the present result from the SU(3) model. To clarify this discrepancy between the SU(2) and the SU(3) models, it might be essential to know the strangeness content of the neutron. We will discuss later each contribution of a quark with different flavour to the transverse charge density inside the neutron more in detail. Another interesting point in the transverse charge density inside a neutron is that it turns positive as b increases. The reason will soon be clear when we discuss the flavour-decomposed transverse charge densities.

The lower panel of Fig. 5 plots the transverse magnetisation densities inside both a proton and a neutron. The results from the SU(2) model are similar to those from the SU(3) model. As expected from their values of the anomalous magnetic moments, the transverse magnetisation densities inside a proton are positive but those inside a neutron turn out to be negative. We will soon observe that the up quark and the down quark are indeed magnetised oppositely each other, which explains the results of the transverse magnetisation densities inside a proton and a neutron.

In Fig. 6, the transverse charge and magnetisation densities are depicted for each flavour, in the left panel and the right panel, respectively. The results of the transverse densities in Fig. 6 do not include the charges for each flavor. The charge densities for the up and the down quarks look similar to the proton one shown in Fig. 5 and the SU(2) results generally larger in the center region but fall off faster than the SU(3)

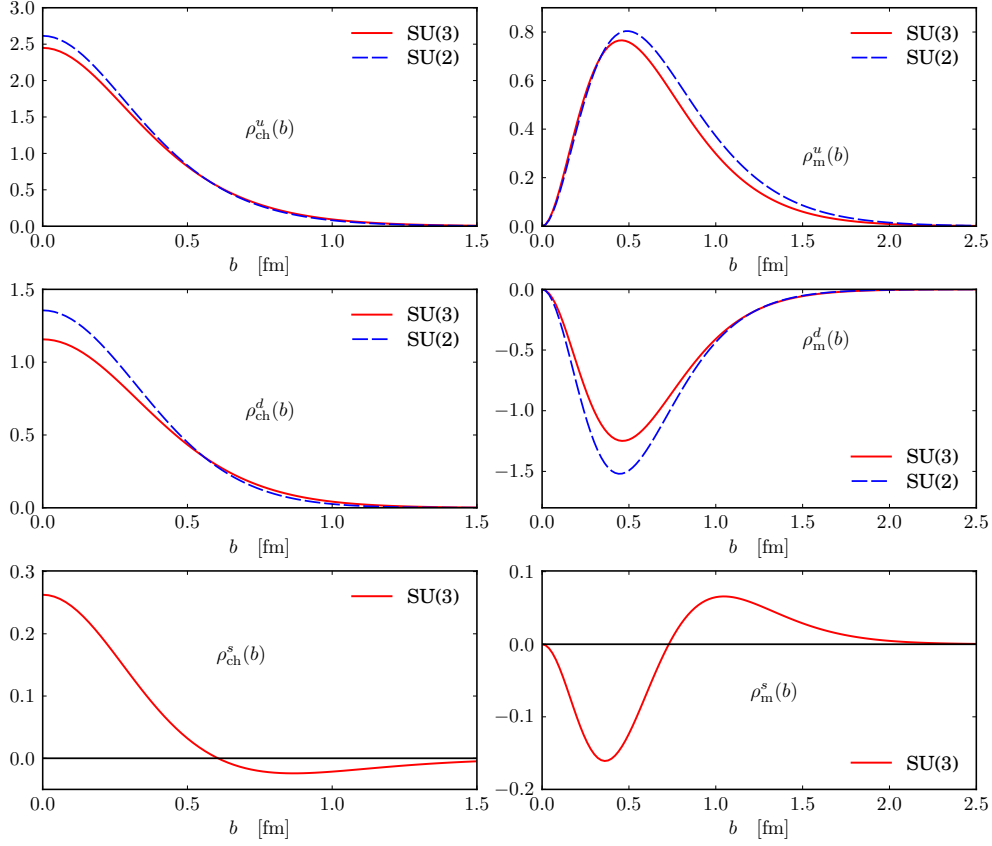


Figure 6. (Color online) Flavour-decomposed transverse charge and magnetisation densities inside a proton. Those for the up quark in the upper panel, the down ones in the middle panel, and the strange charge and magnetisation densities in the lower panel. Notations are the same as in Fig. 1.

ones. The strange quark case shows interesting features. While the charge density is found to be positive in the inner region, it becomes negative as b increases. Note that the down quark inside a nucleon is more magnetised than the up quark but was directed opposite to the up quark, which results in the negative larger value of the anomalous magnetic moment for the down quark than for the up quark (see Tab. 2). The strange transverse magnetisation densities look very different from those for the up and down quarks: In the inner part of the nucleon, the strange quark is negatively magnetised. As b increases, the strange magnetisation density turns positive. As a result, the strange anomalous magnetic moment turns out to be small but positive: $\kappa_s = 0.10$ (see Tab. 2).

As was discussed, the SU(3) transverse charge density was very different from the SU(2) one. We can understand the reason for it from the results of the flavour-decomposed transverse charge densities. The transverse charge densities inside a proton and a neutron can be respectively expressed in terms of the flavour-decomposed ones

$$\rho_{\text{ch}}^p = \frac{1}{3}(2\rho_{\text{ch}}^u - \rho_{\text{ch}}^d - \rho_{\text{ch}}^s),$$

$$\rho_{\text{ch}}^n = \frac{1}{3}(2\rho_{\text{ch}}^d - \rho_{\text{ch}}^u - \rho_{\text{ch}}^s). \quad (37)$$

Since the ρ_{ch}^u governs the transverse charge density inside a proton (ρ_{ch}^p) as shown in Fig. 6, the ρ_{ch}^s has almost negligible effects on it. However, when it comes to the ρ_{ch}^n , $2\rho_{\text{ch}}^d$ and ρ_{ch}^u in Eq. (37) are almost cancelled out each other, which results in a small amount of the negative density. In addition, ρ_{ch}^s contributes negatively to the ρ_{ch}^n , which finally leads to the negative value of the ρ_{ch}^n in the centred region, as shown in Fig. 5. In the case of the SU(2) model, the ρ_{ch}^d turns out to be larger than that from the SU(3) model, so that the ρ_{ch}^n becomes positive but tiny. Thus, the strange transverse charge density, though it is small, plays an essential role in explaining the negative value of the ρ_{ch}^n in the centre of the neutron within the framework of the χ QSM. Moreover, the strange transverse charge density turns positive around as b increases. This explains partly the reason why the ρ_{ch}^n becomes negative at higher b .

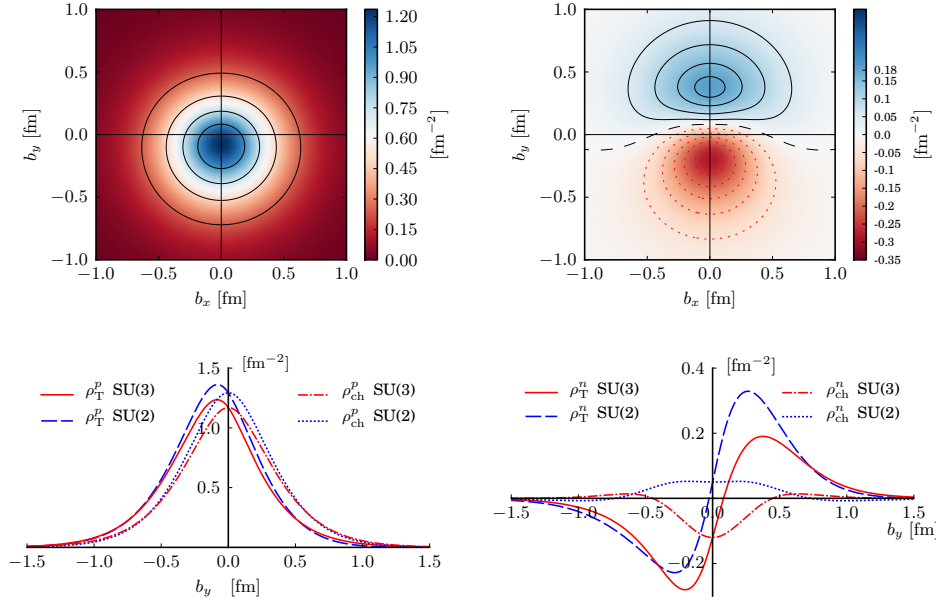


Figure 7. (Color online) Transverse charge densities inside a transversely polarised nucleon. The upper-left and upper-right panels show the transverse charge densities inside a proton and a neutron, respectively, being polarised along the x axis. The lower panel depicts the corresponding transverse charge densities in the y axis with b_x fixed ($b_x = 0$): The solid curve corresponds to the results of the transverse charge densities inside transversely polarised nucleons from the SU(3) model, whereas the dashed curve to those from the SU(2) model. The dotted and dash-dotted curves represent the SU(2) and SU(3) results for the transverse charge densities inside unpolarized nucleons, respectively.

When the nucleon is transversely polarised along the x axis, which can be described by the transverse spin operator of the nucleon $\mathbf{S}_\perp = \cos \phi_S \hat{e}_x + \sin \phi_S \hat{e}_y$, the transverse charge density inside a transversely polarised nucleon is expressed [69] as

$$\rho_T(\mathbf{b}) = \rho_{\text{ch}}(b) - \sin(\phi_b - \phi_S) \frac{1}{2M_N b} \rho_m(b), \quad (38)$$

where $\rho_m(b)$ is given in Eq.(35). The position vector \mathbf{b} from the centre of the nucleon in the transverse plane is denoted as $\mathbf{b} = b(\cos \phi_b \hat{\mathbf{e}}_x + \sin \phi_b \hat{\mathbf{e}}_y)$. The x axis is taken as the polarisation direction of the nucleon, i.e. $\phi_S = 0$. In the upper-left panel of Fig. 7, we plot the transverse charge densities inside a transversely polarised proton. It is shown that the charge density for the transversely polarised proton is distorted in the negative y direction. As discussed in Refs. [68, 69], the transverse polarisation of the nucleon in the x axis induces the electric dipole moment along the negative y direction, which is a well-known relativistic effect. In the case of the neutron, the situation is even more dramatic. As shown in the upper-right panel of Fig. 5, the negative charge is located in the centre of the neutron, whereas the positive charge is surrounded. However, when the neutron is transversely polarised along the x axis, the negative charge is shifted to the negative y direction but the positive one is moved to the positive y direction. This comes from the fact that the neutron anomalous magnetic moment is negative, which yields an induced electric dipole moment along the positive y axis, as pointed out by Ref. [69].

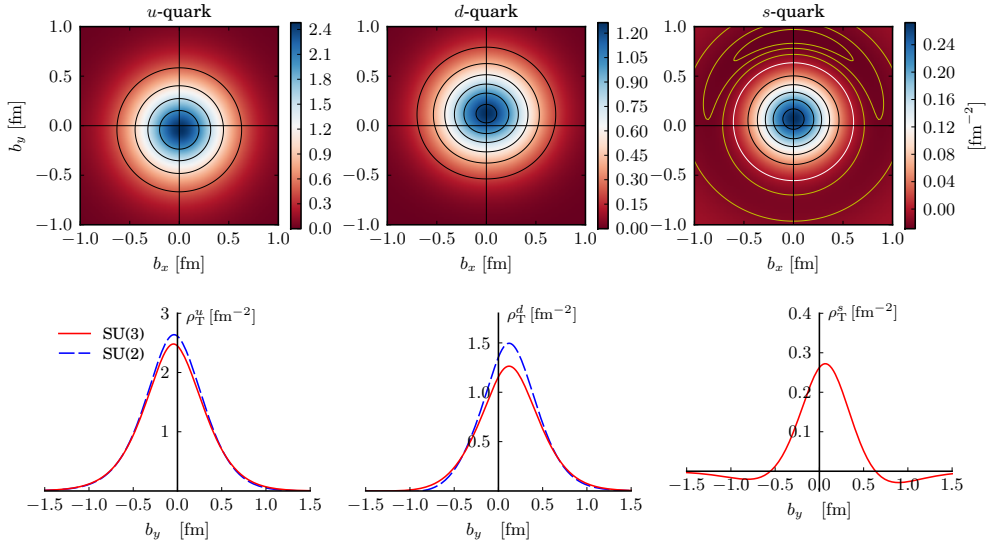


Figure 8. (Color online) Flavor-decomposed transverse charge densities inside a transversely polarised nucleon. The upper-left, the upper-middle and the upper-right panels draw the up, the down, and the strange transverse charge densities inside a proton and a neutron, respectively, being polarised along the x axis. The lower panel depicts the corresponding transverse charge densities in the y axis with b_x fixed ($b_x = 0$). Notations are the same as in Fig. 1.

It is very instructive to examine the transverse charge densities inside the transversely polarised nucleon for each flavour, since they reveal the inner structure of the nucleon more in detail. Figure 8 illustrates them. The up transverse charge density inside the transversely polarised nucleon, ρ_T^u is shown to be shifted to the negative direction, while that for the down quark is more distorted upwards. It is natural, since the up and down quarks have positive and negative charges, respectively. However, it is remarkable to see that the down quark is influenced more strongly due to the transverse polarisation of the nucleon. The ρ_T^s is even more interesting. As

discussed previously, the strange anomalous magnetic moment is $\kappa_s = +0.10$, which would induce the negative electric dipole moment along the negative b_y . However, situation turns out to be more complicated. As shown in the right panel of Fig. 8, the ρ_T^s is shifted to the positive b_y and turns negative starting from $b_y \approx 0.7$ fm. In order to understand this surprising result, we need to reexamine the transverse magnetisation density for the strange quark, which has been presented in Fig. 6. The strange magnetisation density is negative in the inner part of the nucleon and then it becomes positive from $b \approx 0.7$ fm. Thus, the electric dipole moment is correspondingly induced along the positive y direction in the centred region, and then it becomes negative from $b \approx 0.7$ fm, as drawn in the right panel of Fig. 8.

6. Summary and conclusion

In the present work, we aimed at investigating the electromagnetic properties of the nucleon, based on the SU(2) and SU(3) chiral quark-soliton model with a symmetry-preserving quantisation employed. We considered the rotational $1/N_c$ corrections and the first-order m_s corrections.

We first presented the results of the ratio of the magnetic form factor to the electric form factor of the proton. It was shown that the results from the SU(2) chiral quark-soliton model described the experimental data very well, whereas those of SU(3) seemed slightly underestimated in higher Q^2 . The general tendency of the present results were in agreement with the experimental data. As for the neutron, the SU(3) results turned out to be rather different from those in SU(2), which arose from the strange quark contribution to the neutron electric form factor. In particular, the neutron electric form factor is rather sensitive to the tail of the soliton. We then discussed that the up and the down electric form factors normalised by the dipole parametrisation were well reproduced in comparison with the data. As for the magnetic form factors, they deviate from the experimental data as Q^2 increases but the general behaviour of the form factors are in line with the experimental data, which indicates that the Q^2 dependence are well explained. We presented the prediction of the strange form factors normalised by the dipole form factor.

The Dirac and Pauli form factors were predicted to be asymptotically proportional to $1/Q^4$ and $1/Q^6$ respectively in perturbative QCD. Thus, $Q^4 F_1(Q^2)$ and $Q^6 F_2(Q^2)$ were measured experimentally to examine their Q^2 dependence. We found that the present SU(2) model explained well $Q^4 F_1^p(Q^2)$ whereas the result from the SU(3) model becomes underestimated in higher Q^2 . Both the SU(2) and SU(3) results for $Q^6 F_2^{p,n}(Q^2)/\kappa_{p,n}$ described the experimental data very well. On the other hand, the SU(2) result for $Q^4 F_1^n$ is in conflict with the data but that from the SU(3) model is in agreement with the data except for the higher Q^2 region. Again this discrepancy can be understood by the sensitivity of the neutron electric form factor to the soliton tail. The results for the flavour-decomposed $Q^4 F_1(Q^2)$ and $Q^6 F_2(Q^2)$ were shown to be in general in good agreement with the experimental data.

Having performed the two-dimensional Fourier transform of the nucleon electromagnetic form factors, we were able to produce the charge densities in the transverse plane inside a proton. As expected, both the SU(2) and the SU(3) transverse charge densities were positive in the proton. However, as for the neutron case, the result from the SU(2) was opposite to that from the SU(3): the negative charge was located in the centre of the neutron while the positive one was distributed in outer part within the SU(3) chiral quark-soliton model, it was other way around

in the SU(2) model. The explanation comes from the decomposed-flavour transverse charge densities in the SU(3) model. In particular, the component of the strange quark played an essential role in spite of the smallness of its magnitude. Since the up quark component mainly contributed to the transverse charge density inside a proton, the strange transverse charge density was almost negligible. On the other hand, the up and the down quark contributions were nearly cancelled out in such a way that the negative charge remained in the centre of the neutron with small magnitude. Then the contribution of the strange quark came into play, so that the transverse charge densities inside a neutron finally became negative in the centre.

When the proton was polarised along the positive x direction, the corresponding transverse charge density was shifted to the negative y direction, which indicated that the electric dipole moment was induced along the negative y direction. It is just a well-known relativistic effect in electrodynamics. In the case of the neutron polarised along the x axis, the negative charge was moved to the negative y direction but the positive one was forced to the positive y axis. It implies that the neutron anomalous magnetic moment is negative, which induces an electric dipole moment along the positive y axis. We also decomposed the transverse charge densities inside the polarised nucleon for each flavour: the up transverse charge density for the nucleon transversely polarised along the positive x axis was found to be shifted to the negative direction, while that of the down quark was more distorted upwards. Since the up and down quarks have positive and negative charges, respectively, one can easily understand these features. However, the down quark was found to be affected more strongly due to the transverse polarisation of the nucleon. The strange charge density inside the transversely polarised nucleon was shifted to the positive b_y and turned out to be negative in the outer region. This unexpected behavior of the strange charge density for the transversely polarised nucleon was explained in terms of the strange magnetisation density.

Since the transverse charge densities inside unpolarised and polarised nucleons pave the novel way for understanding the internal structure of the nucleon, it is interesting to investigate them for other baryons such as the Δ isobar and hyperons. The transverse charge densities are directly connected to the generalized parton distributions of which the integrations over parton momentum fractions yield form factors and consequently the spatial distribution of partons in the transverse plane. Moreover, the transverse charge densities for transition form factors provide a new aspect of understanding the inner structure of the baryons. For example, as Ref. [69] already studied, they exhibit explicitly multipole structures of the transitions in the transverse plane. Thus, it is of great importance to examine the transverse charge densities for other baryons and for their transitions. Corresponding investigations are under way.

Acknowledgments

H.-Ch.K. is grateful to R. Woloshyn and P. Navratil for their hospitality during his stay at TRIUMF, where part of the present work was done. The work of H.-Ch.K. was supported by Basic Science Research Program through the National Research Foundation of Korea funded by the Ministry of Education, Science and Technology (Grant Number: 2012R1A1A2001083).

- [1] M. K. Jones *et al.* [Jefferson Lab Hall A Collaboration], Phys. Rev. Lett. **84**, 1398 (2000) [nucl-ex/9910005].
- [2] O. Gayou *et al.* [Jefferson Lab Hall A Collaboration], Phys. Rev. C **64**, 038202 (2001).
- [3] O. Gayou *et al.* [Jefferson Lab Hall A Collaboration], Phys. Rev. Lett. **88**, 092301 (2002) [nucl-ex/0111010].
- [4] V. Punjabi *et al.* [Jefferson Lab Hall A Collaboration], Phys. Rev. C **71**, 055202 (2005) [Erratum-ibid. C **71**, 069902 (2005)] [nucl-ex/0501018].
- [5] A. J. R. Puckett, E. J. Brash, M. K. Jones, W. Luo, M. Meziane, L. Pentchev, C. F. Perdrisat and V. Punjabi *et al.*, Phys. Rev. Lett. **104**, 242301 (2010) [arXiv:1005.3419 [nucl-ex]].
- [6] J. C. Bernauer *et al.* [A1 Collaboration], Phys. Rev. Lett. **105**, 242001 (2010) [arXiv:1007.5076 [nucl-ex]].
- [7] G. Ron *et al.* [Jefferson Lab Hall A Collaboration], Phys. Rev. C **84**, 055204 (2011) [arXiv:1103.5784 [nucl-ex]].
- [8] X. Zhan, K. Allada, D. S. Armstrong, J. Arrington, W. Bertozzi, W. Boeglin, J. -P. Chen and K. Chirapatpimol *et al.*, Phys. Lett. B **705**, 59 (2011) [arXiv:1102.0318 [nucl-ex]].
- [9] C. E. Hyde-Wright and K. de Jager, Ann. Rev. Nucl. Part. Sci. **54**, 217 (2004) [nucl-ex/0507001].
- [10] J. Arrington, C. D. Roberts and J. M. Zanotti, J. Phys. G **34**, S23 (2007) [nucl-th/0611050].
- [11] C. F. Perdrisat, V. Punjabi and M. Vanderhaeghen, Prog. Part. Nucl. Phys. **59**, 694 (2007) [hep-ph/0612014].
- [12] M. Vanderhaeghen and T. Walcher, arXiv:1008.4225 [hep-ph].
- [13] J. Arrington, K. de Jager and C. F. Perdrisat, J. Phys. Conf. Ser. **299**, 012002 (2011) [arXiv:1102.2463 [nucl-ex]].
- [14] P. A. M. Guichon and M. Vanderhaeghen, Phys. Rev. Lett. **91**, 142303 (2003) [hep-ph/0306007].
- [15] P. G. Blunden, W. Melnitchouk and J. A. Tjon, Phys. Rev. Lett. **91**, 142304 (2003) [nucl-th/0306076].
- [16] J. Arrington, Phys. Rev. C **71**, 015202 (2005) [hep-ph/0408261].
- [17] J. Arrington, W. Melnitchouk and J. A. Tjon, Phys. Rev. C **76**, 035205 (2007) [arXiv:0707.1861 [nucl-ex]].
- [18] C. E. Carlson and M. Vanderhaeghen, Ann. Rev. Nucl. Part. Sci. **57**, 171 (2007) [hep-ph/0701272 [HEP-PH]].
- [19] J. Arrington, P. G. Blunden and W. Melnitchouk, Prog. Part. Nucl. Phys. **66**, 782 (2011) [arXiv:1105.0951 [nucl-th]].
- [20] S. J. Brodsky and G. R. Farrar, Phys. Rev. D **11**, 1309 (1975).
- [21] B. Aubert *et al.* [BABAR Collaboration], Phys. Rev. D **80**, 052002 (2009) [arXiv:0905.4778 [hep-ex]].
- [22] S. Uehara *et al.* [Belle Collaboration], Phys. Rev. D **86**, 092007 (2012) [arXiv:1205.3249 [hep-ex]].
- [23] G. D. Cates, C. W. de Jager, S. Riordan and B. Wojtsekhowski, Phys. Rev. Lett. **106**, 252003 (2011) [arXiv:1103.1808 [nucl-ex]].
- [24] I. A. Qattan and J. Arrington, Phys. Rev. C **86**, 065210 (2012) [arXiv:1209.0683 [nucl-ex]].
- [25] G. Eichmann, Phys. Rev. D **84**, 014014 (2011) [arXiv:1104.4505 [hep-ph]].
- [26] M. Rohrmoser, K. -S. Choi and W. Plessas, arXiv:1110.3665 [hep-ph].
- [27] I. C. Cloet and G. A. Miller, Phys. Rev. C **86**, 015208 (2012) [arXiv:1204.4422 [nucl-th]].
- [28] J. O. Gonzalez-Hernandez, S. Liuti, G. R. Goldstein and K. Kathuria, arXiv:1206.1876 [hep-ph].
- [29] D. Diakonov, V. Y. Petrov and P. V. Pobylitsa, Nucl. Phys. B **306**, 809 (1988).
- [30] M. Wakamatsu and H. Yoshiki, Nucl. Phys. A **524**, 561 (1991).
- [31] A. Blotz, D. Diakonov, K. Goeke, N. W. Park, V. Y. Petrov and P. V. Pobylitsa, Nucl. Phys. A **555**, 765 (1993).
- [32] R. Alkofer, H. Reinhardt and H. Weigel, Phys. Rept. **265**, 139 (1996).
- [33] C. V. Christov, A. Blotz, H. -Ch. Kim, P. Pobylitsa, T. Watabe, T. Meissner, E. Ruiz Arriola and K. Goeke, Prog. Part. Nucl. Phys. **37**, 91 (1996) [hep-ph/9604441].
- [34] H. Weigel, Lect. Notes Phys. **743**, 1 (2008).
- [35] K. Goeke, M. V. Polyakov and M. Vanderhaeghen, Prog. Part. Nucl. Phys. **47**, 401 (2001) [hep-ph/0106012].
- [36] K. Goeke, H. -Ch. Kim, A. Silva and D. Urbano, Eur. Phys. J. A **32**, 393 (2007) [hep-ph/0608262].
- [37] A. Silva, H. -Ch. Kim, D. Urbano and K. Goeke, Phys. Rev. D **74**, 054011 (2006) [hep-ph/0601239].
- [38] H. -Ch. Kim, A. Blotz, M. V. Polyakov and K. Goeke, Phys. Rev. D **53**, 4013 (1996) [hep-ph/9504363].
- [39] M. Praszalowicz, T. Watabe and K. Goeke, Nucl. Phys. A **647**, 49 (1999) [hep-ph/9806431].
- [40] D. Androic *et al.* [G0 Collaboration], Phys. Rev. Lett. **104**, 012001 (2010) [arXiv:0909.5107]

- [nucl-ex]].
- [41] X. -D. Ji, J. Phys. G **24**, 1181 (1998) [hep-ph/9807358].
 - [42] M. Diehl, Phys. Rept. **388**, 41 (2003) [hep-ph/0307382].
 - [43] A. V. Belitsky and A. V. Radyushkin, Phys. Rept. **418**, 1 (2005) [hep-ph/0504030].
 - [44] F. J. Ernst, R. G. Sachs, and K. C. Wali, Phys. Rev. **119**, 1105 (1960).
 - [45] R. G. Sachs, Phys. Rev. **126**, 2256 (1962).
 - [46] R. G. Arnold, C. E. Carlson, and F. Gross, Phys. Rev. C **23**, 363 (1981).
 - [47] G. A. Miller, Phys. Rev. Lett. **99**, 112001 (2007) [arXiv:0705.2409 [nucl-th]].
 - [48] G. A. Miller, Ann. Rev. Nucl. Part. Sci. **60**, 1 (2010) [arXiv:1002.0355 [nucl-th]].
 - [49] S. Venkat, J. Arrington, G. A. Miller and X. Zhan, Phys. Rev. C **83**, 015203 (2011) [arXiv:1010.3629 [nucl-th]].
 - [50] B. D. Milbrath *et al.* [Bates FPP Collaboration], Phys. Rev. Lett. **80** (1998) 452 [Erratum-ibid. **82** (1999) 2221] [nucl-ex/9712006].
 - [51] T. Pospischil *et al.* [A1 Collaboration], Eur. Phys. J. A **12**, 125 (2001).
 - [52] G. MacLachlan, A. Aghalarian, A. Ahmidouch, B. D. Anderson, R. Asaturian, O. Baker, A. R. Baldwin and D. Barkhuff *et al.*, Nucl. Phys. A **764**, 261 (2006).
 - [53] M. Paolone, S. P. Malace, S. Strauch, I. Albayrak, J. Arrington, B. L. Berman, E. J. Brash and W. J. Briscoe *et al.*, Phys. Rev. Lett. **105**, 072001 (2010) [arXiv:1002.2188 [nucl-ex]].
 - [54] A. J. R. Puckett, E. J. Brash, O. Gayou, M. K. Jones, L. Pentchev, C. F. Perdrisat, V. Punjabi and K. A. Aniol *et al.*, Phys. Rev. C **85**, 045203 (2012) [arXiv:1102.5737 [nucl-ex]].
 - [55] M. K. Jones *et al.* [Resonance Spin Structure Collaboration], Phys. Rev. C **74**, 035201 (2006) [nucl-ex/0606015].
 - [56] C. B. Crawford, A. Sindile, T. Akdogan, R. Alarcon, W. Bertozzi, E. Booth, T. Botto and J. Calarco *et al.*, Phys. Rev. Lett. **98**, 052301 (2007) [nucl-ex/0609007].
 - [57] I. Passchier, R. Alarcon, T. S. Bauer, D. Boersma, J. F. J. van den Brand, L. D. van Buuren, H. J. Bulten and M. Ferro-Luzzi *et al.*, Phys. Rev. Lett. **82**, 4988 (1999) [nucl-ex/9907012].
 - [58] H. Zhu *et al.* [Jefferson Lab E93-026 Collaboration], Phys. Rev. Lett. **87**, 081801 (2001) [nucl-ex/0105001].
 - [59] G. Warren *et al.* [Jefferson Lab E93-026 Collaboration], Phys. Rev. Lett. **92**, 042301 (2004) [nucl-ex/0308021].
 - [60] E. Geis *et al.* [BLAST Collaboration], Phys. Rev. Lett. **101**, 042501 (2008) [arXiv:0803.3827 [nucl-ex]].
 - [61] C. Herberg, M. Ostrick, H. G. Andresen, J. R. M. Annand, K. Aulenbacher, J. Becker, P. Drescher and D. Eyl *et al.*, Eur. Phys. J. A **5**, 131 (1999).
 - [62] D. I. Glazier *et al.* [A1 Collaboration], Eur. Phys. J. A **24**, 101 (2005) [nucl-ex/0410026].
 - [63] B. Plaster *et al.* [Jefferson Lab E93-038 Collaboration], Phys. Rev. C **73**, 025205 (2006) [nucl-ex/0511025].
 - [64] J. Bermuth, P. Merle, C. Carasco, D. Baumann, D. Bohm, D. Bosnar, M. Ding and M. O. Distler *et al.*, Phys. Lett. B **564**, 199 (2003) [nucl-ex/0303015].
 - [65] A. Silva, H. -Ch. Kim and K. Goeke, Phys. Rev. D **65**, 014016 (2002) [Erratum-ibid. D **66**, 039902 (2002)] [hep-ph/0107185].
 - [66] Supplemental Material from [24] at <http://link.aps.org/supplemental/10.1103/PhysRevC.86.065210>
 - [67] J. J. Kelly, Phys. Rev. C **66**, 065203 (2002) [hep-ph/0204239].
 - [68] M. Burkardt, Int. J. Mod. Phys. **A18** (2003) 173-208. [arXiv:hep-ph/0207047 [hep-ph]].
 - [69] C. E. Carlson and M. Vanderhaeghen, Phys. Rev. Lett. **100**, 032004 (2008) [arXiv:0710.0835 [hep-ph]].