

ON THE NEUTRINO NON-DETECTION OF GRB 130427A

SHAN GAO, KAZUMI KASHIYAMA, AND PETER MÉSZÁROS

Department of Physics, Department of Astronomy and Astrophysics,
Center for Particle Astrophysics, The Pennsylvania State University, University Park, 16802, USA

(Dated: March 23, 2022)

Draft version March 23, 2022

ABSTRACT

The recent gamma-ray burst GRB 130427A has an isotropic electromagnetic energy $E^{iso} \sim 10^{54}$ erg, suggesting an ample supply of target photons for photo-hadronic interactions, which at its low redshift of $z \sim 0.34$ would appear to make it a promising candidate for neutrino detection. However, the IceCube collaboration has reported a null result based on a search during the prompt emission phase. We show that this neutrino non-detection can provide valuable information about this GRB's key physical parameters such as the emission radius R_d , the bulk Lorentz factor Γ and the energy fraction converted into cosmic rays ϵ_p . The results are discussed both in a model-independent way and in the specific scenarios of an internal shock model (IS), a baryonic photospheric model (BPH) and magnetic photospheric model (MPH). We find that the constraints are most stringent for the magnetic photospheric model considered, but the constraints on the internal shock and the baryonic photosphere models are fairly modest.

1. INTRODUCTION

Gamma-ray bursts (GRBs) have been proposed as a major source of high energy cosmic rays, provided that a substantial fraction of protons are accelerated in the inferred shocks or magnetic reconnection regions. However, the underlying mechanism of the prompt gamma-ray emission, the jet structure and the particle acceleration details remain uncertain. Very high energy neutrinos, however, would be a natural by-product from high energy protons interacting with other baryons or with photons, suffering little from absorption effect along the propagation path and providing valuable clues about the presence of cosmic rays. It is expected that if a major fraction of the GRB energy is converted into ultra-high energy cosmic rays, a detectable neutrino fluence should appear in IceCube (Ahlers et al. 2011). However, the two-year data gathered by the IceCube 40 + 59 string configuration has challenged this scenario by a null result in the search for correlation with hundreds of electromagnetically detected GRBs (Abbasi et al. 2012). Constraints on the conventional internal shock fireball models have been derived (He et al. 2012) and several alternative models have been discussed (Vurm et al. 2011; Zhang & Yan 2011; Gao et al. 2012).

Recently a super-luminous burst, GRB 130427A, was detected simultaneously by five different satellites, with an isotropic equivalent energy of $E^{iso} \sim 10^{54}$ ergs in gamma-rays at a low redshift of $z \sim 0.34$ (Fan et al. 2013). Disappointingly, a neutrino search for this GRB reported by the IceCube collaboration yielded a null result¹. Here we show that this null detection is not surprising, and show that it provides interesting information about the properties of this GRB, some of which are otherwise difficult to obtain through conventional electromagnetic channels. We discuss the constraints on the physical parameters of

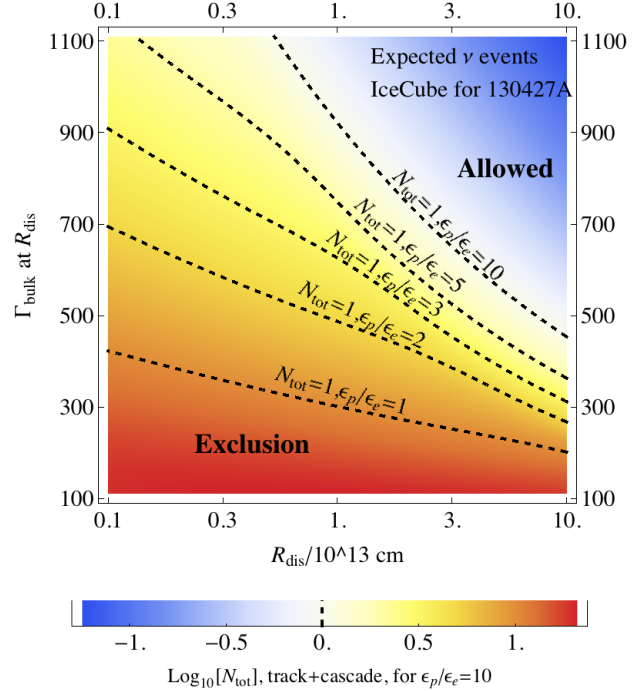


FIG. 1.— (See e-print for colored version) Density plot of the expected number of neutrino events (track+cascade) in IceCube for GRB 130427A on the 2D parameter space of the dissipation radius $R_{13} = R_d/10^{13}$ cm and the bulk Lorentz factor Γ of the jet at this radius. This calculation uses the semi-analytical method similar to (Waxman & Bahcall 1997; Zhang & Kumar 2012) but assuming no specific scenario (e.g. neither an internal shock, nor other model, see §II for details). The blue color (top-right region) denotes fewer events while the red (lower regions) denotes more events. The five dashed lines from top to bottom show contours where one event is expected, for different proton to electron energy ratios $\epsilon_p/\epsilon_e = 10, 5, 3, 2, 1$. The other two energy partition parameters are taken to be constants, $\epsilon_e = 0.1$ and $\epsilon_B = 0.01$. Based on the null result in the IceCube neutrino search reported in (Abbasi et al. 2012), the parameter space below each contours is more likely to be ruled out for the corresponding ϵ_p/ϵ_e .

Email(SG): sxg324@psu.edu

Email(KK): kzk15@psu.edu

Email(PM): pmeszaros@astro.psu.edu

¹ <http://gcn.gsfc.nasa.gov/gcn3/14520.gcn3>

this GRB, both (a) using a model-independent proce-

dure patterned after that of (Waxman & Bahcall 1997) and (Zhang & Kumar 2012) (section 2), and (b) for three specific GRB models (IS, BPH and MPH, section 3), summarizing our results in section 4).

2. MODEL-INDEPENDENT CONSTRAINTS ON THE DISSIPATION RADIUS, BULK LORENTZ FACTOR AND TOTAL COSMIC RAY ENERGY

We assume a simple GRB jet model, whose Lorentz factor averaged over the jet cross has a value Γ at the dissipation radius R_d . Generally R_d is model dependent and is a function of Γ . However, in the interest of generality, in this section we do not specify the underlying models, leaving this for section 3. Here, the parameters Γ and R_d are treated as two independent variables. At R_d , a fraction of jet total energy E_{tot} (in the form of kinetic energy and a possible toroidal magnetic field energy if the jet is highly magnetized) is dissipated and converted into energy carried by accelerated cosmic rays protons $\epsilon_p E_{tot}$, turbulent magnetic fields $\epsilon_B E_{tot}$ and high energy non-thermal electrons $\epsilon_e E_{tot}$ (the latter promptly converting into photons).

For GRB 130427A, the photon spectrum is well fitted by a Band-function spectrum with $dN/dE \propto (E/E_{\gamma b})^{-s}$ in the observer frame, where $s = 0.79$ for $E < E_{\gamma b}$ and $s = 3.06$ for $E_{\gamma b} < E < 10$ MeV, with a spectral break energy $E_{\gamma b} = 1.25$ MeV and a total isotropic equivalent $E_{\gamma} \sim 1.05 \times 10^{54}$ ergs (Fan et al. 2013). For simplicity, in this paper we assume $\epsilon_e = 0.1$, corresponding to a jet total energy, $E_{tot} = 10E_{\gamma}$. The value of ϵ_B is uncertain see e.g. (Lemoine et al. 2013); here we use a value $\epsilon_B = 0.01$. A high magnetic field would suppress the neutrino spectrum at very high energies, since the π^{\pm} and μ^{\pm} would have time to cool by synchrotron emission before they decay, see e.g. (Rachen & Meszaros 1998). However for GRB 130427A, as we show below, the neutrino flux decreases rapidly as the energy increases above the peak, the final expected event rate in IceCube being insensitive to ϵ_B . For the neutrino calculation, we follow the outlines in (Waxman & Bahcall 1997), and (Zhang & Kumar 2012); see also (Zhang & Kumar 2012; Li 2012; He et al. 2012; Hümmer et al. 2012) for detailed treatments. For this specific GRB, the analytical approximations in this section lead to an error of $< 30\%$ compared to the results obtained with the methods in section 3, for most of the realistic parameters. The cosmic rays are accelerated to a $dN_p/dE \propto E^{-2}$ spectrum up to a maximum energy $E_{p,max}$ determined either by the Hillas condition or by $t_{dyn} = t_{acc}$ (in the jet frame and converted to the observer frame), whichever is smaller. Here $t_{dyn} \sim R_d/\Gamma c$ is the dynamical time scale and $t_{acc} \sim o(1) \times E_p/eBc$ is the acceleration time scale in the jet frame. High energy protons lose energy in the jet frame due to $p\gamma$ interaction, at a rate

$$t_{\pi}^{-1} \equiv -\frac{d\gamma_p}{\gamma_p dt} = \frac{c}{2\gamma_p^2} \int_{E_{TH}}^{\infty} dE \sigma_{p\gamma} \kappa E \int_{E/2\gamma_p}^{\infty} x^{-2} n(x) dx \quad (1)$$

The second integral can be solved analytically for the broken-power-law photon energy distribution $n(E) = dN_{ph}/dE$, while for the first integral is approximated using the Δ^{1232} resonance, in which, $\sigma_{p\gamma} = \delta(E - E_{pk}) 5 \times 10^{-28} \text{cm}^2$ where $E_{pk} = 0.3$ GeV is the peak of the $p\gamma$

cross section, $E_{TH} = 0.2$ GeV is the threshold and $\Delta E = 0.3$ GeV is the width of the resonance measured in the proton rest frame. $\kappa = 0.2$ is the averaged inelasticity of the $p\gamma$ interaction, or $E_p = 5E_{\pi}$. It is convenient to define the pionization efficiency

$$f_{\pi} \approx \min(1, t_{\pi}^{-1}/t_{dyn}^{-1}) \quad (2)$$

which describes the fraction of energy flowing from parent protons to pions within the dynamical time scale. Of f_{π} , about $1/2$ goes to π^+ and $1/2$ to π^0 , and neutrinos are produced by the charged pion decay

$$\pi^{\pm} \rightarrow \mu^{\pm} + \nu_{\mu}(\bar{\nu}_{\mu}) \rightarrow e^{\pm} + \nu_e(\bar{\nu}_e) + \nu_{\mu} + \bar{\nu}_{\mu} . \quad (3)$$

The energy of the charged pion is approximately equally divided among the four leptons, $E_{\pi} = 4E_{\nu}$. Due to neutrino oscillations and the large uncertainties in the exact energy and distance of the source, we assume that they arrive at the earth in equal numbers per flavor. Thus, we can express the muon + anti-muon neutrino flux ($\phi \equiv dN/dE$) in the observer frame as

$$\phi_{f_{\pi} < 1}(E) = 4.8 \times 10^{-12} L_{\gamma,53}^2 (\epsilon_p/\epsilon_e) (\epsilon_{\gamma b}/\text{MeV}) (1+z)^2 \Gamma_{300}^{-6} D_{27}^{-2} R_{13}^{-1} (E/E_{\nu b})^{s-3} \text{GeV}^{-1} \text{cm}^{-2} (4)$$

$$\phi_{f_{\pi} \geq 1}(E) = 0.8 \times 10^{-12} L_{\gamma,53} (\epsilon_p/\epsilon_e) (1+z)^3 \Gamma_{300}^{-4} D_{27}^{-2} (E/E_{\nu b})^{-2} \text{GeV}^{-1} \text{cm}^{-2} (5)$$

where $s = 3.06$ (higher Band index) for $E < E_{\nu b}$ and $s = 0.79$ (lower Band index) for $E > E_{\nu b}$. The pionization efficiency in the above equation is

$$f_{\pi} = 6.13 L_{\gamma,53} R_{13}^{-1} (E_{\gamma b}/\text{MeV}) \Gamma_{300}^{-2} (1+z)^{-1} (E/E_{\nu b})^{\alpha-1} \quad (6)$$

with the first neutrino break energy (due to those protons interacting with the $E = E_{\gamma b}$ photons) at

$$E_{\nu b} = 6.33 \times 10^5 (E_{\gamma b}/\text{MeV}) \Gamma_{300}^2 (1+z)^{-2} \text{GeV} \quad (7)$$

and a second neutrino break energy (due to synchrotron and inverse Compton cooling by charged pions, assuming Thomson regime for simplicity) ² at

$$E_{\nu b,2} = 2.12 \times 10^7 L_{\gamma,53}^{-1/2} R_{13} \Gamma_{300}^2 (1+z)^{-1} (\epsilon_{B,-1} + \epsilon_{e,-1})^{1/2} \text{GeV} \quad (8)$$

The model-independent expected number of neutrino events N_{tot} , including all types (track and cascade events) and flavors, are shown for this GRB in Fig.[1]. The neutrino flux ϕ in the observer frame is computed using as input the two free parameters R_d and Γ on a 100×100 grid, and this is then integrated with the IceCube effective area profile at the source incident angle $dec = -27$ degrees to obtain N_{tot} , from an energy range $10^2 \leq E \leq 10^9$ GeV which is sufficiently broad to cover the entire neutrino spectra discussed in this paper. The

² For energy above this, it is good approximation to treat it as a cutoff for this GRB

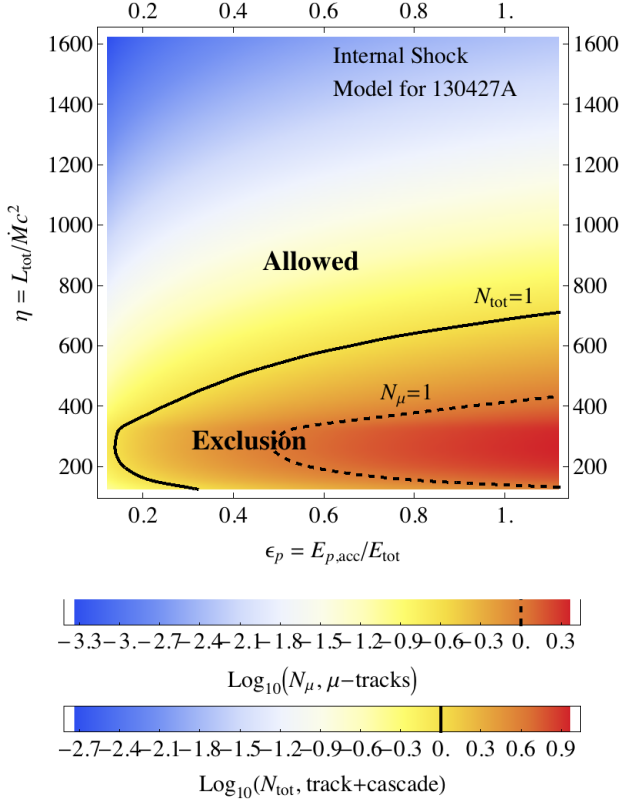


FIG. 2.— Density plot of expected neutrino event number in IceCube based on the internal shock model for GRB 130427A. The total number N_{tot} (muons + cascades) and N_{μ} (muons only) are calculated in the 2D parameter space η and ϵ_p . Here R_d is the internal shock radius for a 1 ms variability timescale (see §III). The value of N is represented by color; however, for N_{tot} and N_{μ} the value of the color coding is different - see the upper and lower legend. The contours where $N_{tot} = 1$ and $N_{\mu} = 1$ are also shown by solid and dashed lines, respectively. The other energy fractions are taken as constants, $\epsilon_e = 0.1$ and $\epsilon_B = 0.01$. The IceCube null result favors the yellow and blue regions, e.g. a high η .

value of N_{tot} is represented by color. Since $N_{tot} \propto \epsilon_p$ by eqn. 4 and 5, we show five contours where $N_{tot} = 1$ for different ϵ_p/ϵ_e values. The allowed region in the $R_d - \Gamma$ parameter space favors a moderately high value of R_d and Γ for small ϵ_p ; for high proton to lepton energy ratio, e.g. $\epsilon_p/\epsilon_e = 10$, only large Γ and R_d values are admitted (blue, or top right region of the figure). This is consistent with the nature of the $p\gamma$ interactions and the photon spectrum of this GRB, for two reasons: a) The wind co-moving frame photon energy density $u_{\gamma} = L/4\pi R_d^2 \Gamma^2 c$ decreases rapidly with R_d and Γ ; a low u_{γ} suppresses f_{π} and thus the final neutrino flux. b) The neutrino break energy, where the neutrino flux contributes most to the final N_{tot} in IceCube, is proportional to Γ^2 . A higher $E_{\nu b}$ is associated with a smaller contribution (due to the effective area function and the photon indices for this GRB).

3. CONSTRAINTS ON THE INTERNAL SHOCK, BARYONIC PHOTOSPHERE AND MAGNETIC PHOTOSPHERIC MODELS

In this section we discuss these three scenarios, labeled IS, BPH and MPH. After specifying any one of them, R_d is derivable from Γ and the other parameters, and hence one degree of freedom is eliminated from the pa-

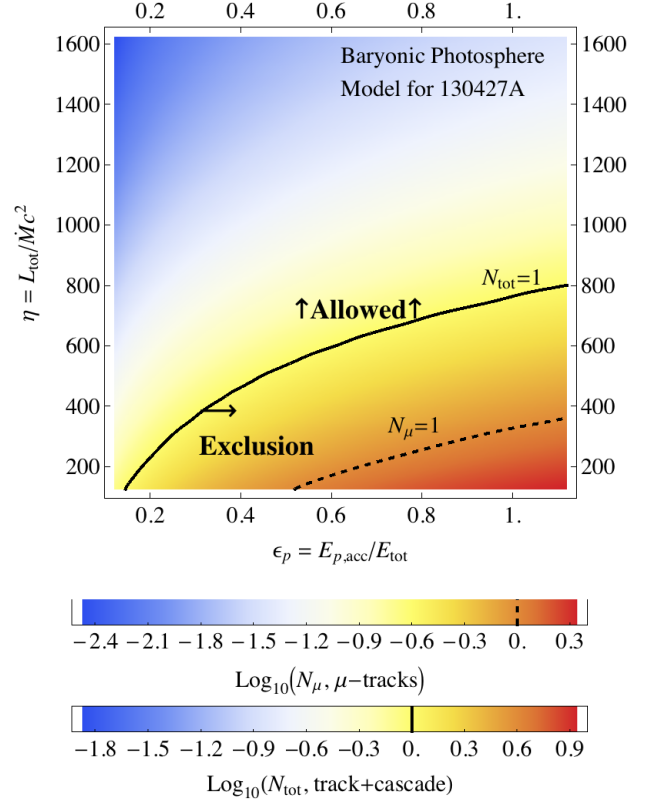


FIG. 3.— The expected neutrino event number in IceCube based on the baryonic photospheric model for GRB 130427A. The conventions are the same as those in Fig. 2. A high η (or Γ) is favored by the null result in IceCube.

parameter space. For the IS model, semi-relativistic shocks are formed by the collision of two shells of different velocities. The dissipation radius is estimated as $R_{d,is} \sim \Gamma^2 c \Delta t = 0.27 \times 10^{13} \Gamma_{300}^2 \Delta t_{ms}$ cm, where $\Delta t = 10^{-3} \Delta t_{ms}$ s is the variability time scale in milliseconds and Γ is the averaged bulk Lorentz factor of the two shells. For the two photospheric models, the dissipation is assumed to take place at the photosphere where the optical depth for a photon to scatter off an electron is unity $\tau_{\gamma e} = 1$. Depending on whether the jet is dominated by the kinetic energy of the baryons or by the toroidal magnetic energy, the photospheric scenario is either a baryonic photospheric (BPH) or a magnetic photospheric (MPH) type. For the magnetic type, the fast rotating central engine (a black hole or magnetar) can lead to a highly magnetized outflow which is initially Poynting dominated with a sub-dominated baryonic load. If the magnetic field is striped, carrying alternating polarity and the jet is roughly one dimensional, the bulk acceleration of the jet is approximately $\Gamma(r) = (r/r_0)^{1/3}$ until a saturation radius $r_{sat} = r_0 \eta^3$, where $r_0 = 10^7 R_7$ cm is the base radius of the jet and $\eta = L_{tot}/\dot{M}c^2$ is the baryon load portion. Around the photosphere region³, we assume a major fraction of the jet energy (whether baryonic or magnetic) is dissipated, leading to proton acceleration, resulting in a proton spectrum $dN_p/dE \propto E^{-2}$ similar to that expected from a Fermi process, as is the case with

³ While in the ICMART model by (Zhang & Yan 2011), the magnetic dissipation is determined by the variability timescale, which resembles the internal shock model.

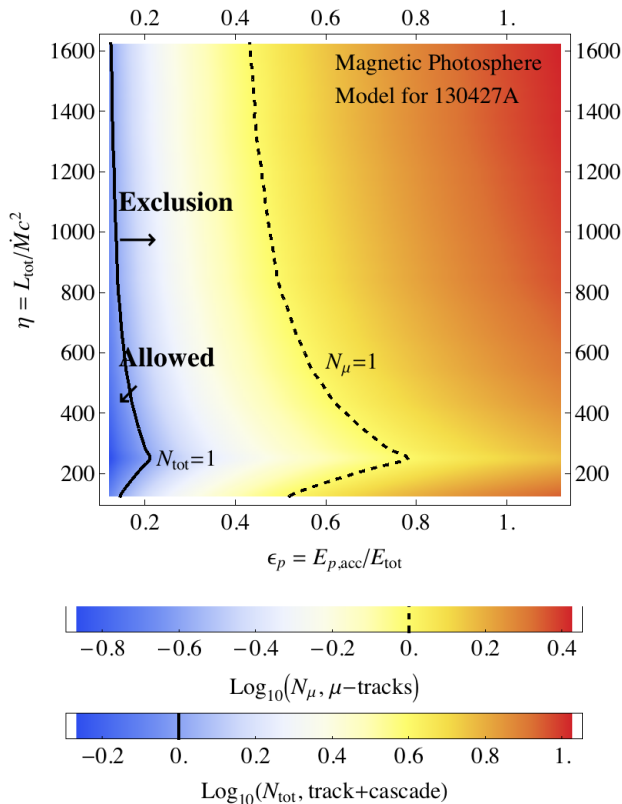


FIG. 4.— The expected neutrino event number in IceCube based on the magnetic photospheric model for GRB 130427A. The conventions are the same as those in Fig.[2]. The result is insensitive to η (see §III for an explanation.). The null result in IceCube favors the region where $\epsilon_p < 0.1 \sim 0.2$, roughly independent of η or Γ .

the internal shock model, e.g. see (Murase 2008; Wang & Dai 2009; Drury 2012). For most reasonable parameters, in the magnetic MPH model we have $\Gamma \lesssim \eta$ where the jet is still in the acceleration phase at the dissipation radius. On the other hand, for the BPH and IS models, the dissipation radius almost always occurs outside the saturation radius, namely $\Gamma = \eta$. The determination of R_d is more complicated for photosphere models than it is for the IS models, due to many factors (e.g. (Vurm et al. 2011; Uzdensky & McKinney 2011).) For example, the jet may be contaminated by the electron positron pairs which will substantially increase $\tau_{\gamma e}$ and R_{phot} . A more realistic consideration should also include the fact that the dissipation can start from the sub-photosphere all the way out, until the jet is saturated. The magnetic field configuration is also complex (e.g. the geometry of the layers, the reconnection rates etc) which will eventually affect the proton and neutrino spectrum. Although a multi-zone simulation is beyond the scope of this paper, it would be desirable in order to increase the precision of the neutrino spectrum.

In this section, we have used a calculation scheme similar to that in (Gao et al. 2012)⁴. We make the same assumptions suitable for a one-zone calculation, but the consideration on the micro-processes is here more complete, compared to that of §II, and is based on a numerical code. The pionization efficiency is obtained by

calculating all the leading order processes, e.g. $p\gamma$ (Delta-resonance and multi-pion productions), Bethe-Heitler, pp , synchrotron, inverse Compton and adiabatic losses. The cooling of the secondary charged particles via synchrotron and inverse Compton, and the energy distribution functions for the neutrinos from pion and muon decay are also included. The expected neutrino events detectable in IceCube are plotted in Fig.[2,3,4], for the three models separately. The asymptotic Lorentz factor η (instead of Γ at the dissipation radius) and the ratio of accelerated protons to electrons ϵ_p/ϵ_e are the two input free parameters. The calculation is performed on a 50×60 grid for this parameter space for each model. The resultant neutrino event number, N_{μ} (tracks only) and N_{tot} (track+cascade), are represented by colors. We also show the contours in each figure where $N_{\mu} = 1$ and $N_{tot} = 1$.

Constraints on IS models (Fig.[2]): Here we have used a variability timescale $\Delta t = 1$ ms. This corresponds to a minimal dissipation radius $R_d \sim 2.7 \times 10^{13} \Gamma_{300}^2$ cm which is optimally advantageous for neutrino production. A higher value of Δt would increase R_d and decrease f_{π} and ϕ from those shown in Fig.[1]. Thus, the constraints should be considered looser when using a higher value of Δt . The results suggest that ϵ_p/ϵ_e values from 1 to 10 can all be admitted, but for $\epsilon_p/\epsilon_e > 5$, $\Gamma > 600$ is required in order not to violate the IceCube null result. We note also that N_{tot} and N_{μ} increase when $\eta = \Gamma$ is lowered, but their values saturate at about $\eta = 300$ and then decrease when $\eta < 300$. For $\eta \lesssim 300$, f_{π} reaches unity and protons lose almost all their energy to pions. A smaller radius is associated with a higher energy density u_B and u_{γ} , which causes the charged pions and muons to cool faster before they decay to produce neutrinos. A smaller Γ value gives a smaller $E_{\nu b}$ value, for which IceCube has a smaller effective area.

Constraints on the BPH model (Fig.[3]): The photospheric radius is estimated as $R_{phot} \approx \sigma_T L_{tot}/4\pi\Gamma^3 m_p c^3$. The result coincidentally resembles the IS model with $\Delta t = 1$ ms. However, at low Γ values, R_{phot} rapidly increases, which is different from the $R_d \propto \Gamma^2$ behavior of the IS model. On the contrary, only at high η values does the magnetic field begin to cool the charged secondaries significantly, leading to a suppressed neutrino spectrum.

Constraints on the MPH model (Fig.[4]): The most interesting constraints are obtained for the MPH model. Due to the nature of the magnetic jet, the photosphere, if one neglects the effects of e^{\pm} formation (Veres & Mészáros 2012), should occur in the acceleration phase for the likely parameter values. Even if the jet is initially loaded with a small amount of baryons (a high η value), Γ at R_{phot} is roughly a constant value $150 \leq \Gamma \leq 200$ for most η choices. This fact is also revealed in Fig.[4] by the contours being almost parallel to the Γ -axis. The magnetic photospheric radius is larger than the R_d computed for the IS model with $\Delta t = 1$ ms, but it is not large enough to suppress f_{π} much below unity. The secondaries suffer somewhat less cooling from synchrotron and IC than in the IS case considered. A somewhat lower bulk Lorentz factor⁵ is advantageous for neutrino pro-

⁴ The code is updated to a parallel version to allow the fast computation of a large region parameter space, for this paper.

⁵ However, $E_{\nu b}$ is also lower, which decreases the event number

duction. Therefore, the MPH model generally has an equal or higher neutrino efficiency than the IS and BPH model. Although the result is insensitive to η , a relatively stringent constraint on $\epsilon_p/\epsilon_e \leq 1 \sim 2$ is obtained for this burst, independent of η or Γ . For very low values of η , there is also a “saturation effect” for reasons similar as in the IS case.

4. DISCUSSION

We have discussed the implications of the non-detection by IceCube in the gamma-ray burst GRB130427A. Using the results of the electromagnetic observations of this burst, we have analyzed the implications of this neutrino null-result for constraining the physical parameters of this burst. Using first a simplified analysis which is independent of specific GRB models, we find that the null-result implies a simple inverse relationship between the bulk Lorentz factor Γ at the dissipation radius R_d and this radius, as a function of the relativistic proton to electron ratio ϵ_p/ϵ_e (Fig.[1]), which suggests values of $\Gamma \gtrsim 500$ and $R_d \gtrsim 10^{14}$ cm. We then performed more detailed numerical calculations for three different

specific GRB models, the internal shock (IS), baryonic photosphere (BPH) and magnetized photosphere (MPH) models. We find that the IS model (Fig.[2]) with the shortest variability time and the highest neutrino luminosity is able to comply with the null-result constraint if its bulk Lorentz factor $\Gamma = \eta \gtrsim 400 - 600$, depending on ϵ_p/ϵ_e , a fairly modest constraint. Longer variability times only weaken the constraint. For the baryonic photosphere BPH model (Fig.[3]) the constraint for compliance is comparable, $\Gamma = \eta \gtrsim 600 - 700$ depending on ϵ_p/ϵ_e . The most restrictive constraint is for the magnetic photosphere MPH model of Fig.[4]. Here it is found that, for this burst GRB130427A, the null result implies an allowed value of $\epsilon_p/\epsilon_e \lesssim 1 - 2$, almost independently of the asymptotic bulk Lorentz factor η . More careful calculations of all three types of models will clearly be required for reaching firm conclusions, but based on the above considerations, the generic internal shock and baryonic photosphere models are not significantly constrained by the lack of observed neutrinos.

We are grateful to the useful comments by the anonymous referee, and NASA NNX13AH50G and JSPS for partial support.

REFERENCES

- Abbasi, R., Abdou, Y., Abu-Zayyad, T., et al. 2012, *Nature*, 484, 351
 Ahlers, M., Gonzalez-Garcia, M. C., & Halzen, F. 2011, *Astroparticle Physics*, 35, 87
 Drury, L. O. 2012, *M.N.R.A.S.*, 422, 2474
 Fan, Y.-Z., Tam, P. H. T., Zhang, F.-W., et al. 2013, *ArXiv e-prints*, arXiv:1305.1261
 Gao, S., Asano, K., & Meszaros, P. 2012, *Jour. Cosmology and Astro-Particle Phys.*, 11, 58
 He, H.-N., Liu, R.-Y., Wang, X.-Y., et al. 2012, *Astrophys.J.*, 752, 29
 Hümmer, S., Baerwald, P., & Winter, W. 2012, *Physical Review Letters*, 108, 231101
 Lemoine, M., Li, Z., & Wang, X.-Y. 2013, *ArXiv e-prints*, arXiv:1305.3689
 Li, Z. 2012, *Phys.Rev.D*, 85, 027301
 Murase, K. 2008, *Phys.Rev.D*, 78, 101302
 Wang, X., & Dai, Z. 2009, *Astrophys.J.*, 691, 67
 Rachen, J. P., & Meszaros, P. 1998, *Phys. Rev.*, D58, 123005
 Uzdensky, D. A., & McKinney, J. C. 2011, *Physics of Plasmas*, 18, 042105
 Veres, P., & Mészáros, P. 2012, *Astrophys.J.*, 755, 12
 Vurm, I., Beloborodov, A. M., & Poutanen, J. 2011, *Astrophys.J.*, 738, 77
 Waxman, E., & Bahcall, J. 1997, *Phys. Rev. Lett.*, 78, 2292
 Zhang, B., & Kumar, P. 2012, *ArXiv e-prints*, arXiv:1210.0647
 Zhang, B., & Yan, H. 2011, *Astrophys.J.*, 726, 90