

Loop corrections to ΔN_{eff} in large volume models

Stephen Angus, Joseph P. Conlon, Ulrich Haisch, Andrew J. Powell

*Rudolph Peierls Centre for Theoretical Physics, University of Oxford,
1 Keble Road, Oxford, OX1 3NP, United Kingdom*

E-mail: Stephen.Angus@physics.ox.ac.uk, j.conlon1@physics.ox.ac.uk,
u.haisch1@physics.ox.ac.uk, Andrew.Powell12@physics.ox.ac.uk

ABSTRACT: In large volume models reheating is driven by the decays of the volume modulus to the visible sector, while the decays to its axion partners result in dark radiation. In this article we discuss the impact of loop corrections on the only model-independent visible decay channel: the decay into Higgs pairs via a Giudice-Masiero term. Including such radiative effects leads to a more precise determination of the relative fraction of dark radiation, since by contrast all loop corrections to the volume axion decay mode are Planck suppressed. Assuming an MSSM spectrum and that the Giudice-Masiero coupling is fixed at the string scale by a shift symmetry in the Higgs sector, we arrive at a prediction for the effective number of neutrinos. The result turns out to be too large to be consistent with data, highly disfavours the minimal model.

Contents

1	Introduction	1
2	Analytic results	3
2.1	Mass hierarchies	3
2.2	Volume modulus interactions	3
2.3	Running of volume modulus Higgs coupling	4
3	Numerical results	5
3.1	Solution of RG equations	6
3.2	SM and MSUGRA parameter dependencies	6
3.3	Predictions for the effective excess number of neutrinos	8
4	Conclusions	9

1 Introduction

The possible existence of dark radiation is interesting from both a theoretical and observational perspective. Observationally, dark radiation refers to an additional radiation density beyond that predicted in the Λ CDM model of standard Big Bang cosmology. It is conventionally parameterised by the effective excess number of neutrino species, $\Delta N_{\text{eff}} \equiv N_{\text{eff}} - 3.046$. Cosmic microwave background (CMB) experiments have developed increasing sensitivity to ΔN_{eff} and further improvements are expected. When combined with the Hubble Space Telescope (HST) measurement of the Hubble constant H_0 [1], the current results from the Wilkinson Microwave Anisotropy Probe (WMAP), the Atacama Cosmology Telescope (ACT), the South Pole Telescope (SPT) and Planck are $N_{\text{eff}} = 3.84 \pm 0.40$ [2], $N_{\text{eff}} = 3.71 \pm 0.35$ [3], $N_{\text{eff}} = 3.50 \pm 0.42$ [4] and $N_{\text{eff}} = 3.62 \pm 0.25$ [5], respectively.¹ These measurements hint at an excess while clearly disfavouring new-physics scenarios that feature $\mathcal{O}(1)$ or larger contributions to N_{eff} .

Dark radiation is also interesting theoretically, as it is a simple and natural extension of Λ CDM. It is believed that after inflation the Universe was reheated from the decays of a scalar field. Dark radiation exists whenever this field has a non-zero branching ratio to light hidden-sector particles. An example of such a particle is the QCD axion (postulated to solve the strong CP problem), and other candidates include axion-like particles or hidden $U(1)$

¹Without including direct measurements of H_0 , the determinations using only CMB and baryon acoustic oscillations data are $N_{\text{eff}} = 3.55 \pm 0.60$ (WMAP), $N_{\text{eff}} = 2.87 \pm 0.60$ (ACT), $N_{\text{eff}} = 3.50 \pm 0.47$ (SPT) and $N_{\text{eff}} = 3.30 \pm 0.27$ (Planck).

gauge bosons. From this perspective, it is not a presence but an absence of dark radiation that would be a surprise – dark radiation is only absent if the reheating field has *no* decay modes to hidden-sector particles.

Dark radiation also provides an arena to make contact between observations and models of Planck-scale physics. As matter redshifts more slowly than radiation, reheating is driven by the decays of the longest-living particles. These are naturally fields whose couplings are suppressed by inverse powers of the Planck mass M_P . In string theory these are the moduli. As the magnitude of dark radiation is set by the branching ratios of Planck-coupled fields, it provides a link between observation and theories of Planckian physics.

One string model of dark radiation was studied in [6, 7] within a sequestered form of the large volume scenario (LVS) [8, 9] (see also [10] for more general considerations). This scenario is tractable to analyse as it has a unique lightest modulus, i.e. the volume modulus Φ . Being the volume modulus, the majority of its couplings are calculable in a model-independent fashion. In fact, there are two important couplings. The first is to the volume axion a_b , which is a hidden-sector state and the corresponding decay channel $\Phi \rightarrow a_b a_b$ hence gives rise to dark radiation. The second coupling is to the bilinear $H_u H_d$ of Higgs fields. This interaction leads to the only competitive visible-sector decay mode, $\Phi \rightarrow H_u H_d$, and induces the reheating of the Universe. The corresponding coupling Z is an undetermined constant with a natural value of $\mathcal{O}(1)$ at the string scale M_{string} . However, if the Higgs sector has an exact shift symmetry (see the recent works [11, 12] for explicit string theory constructions of such a symmetry), then Z is fixed to 1 at M_{string} . The case of a shift-symmetric Higgs sector with pure MSSM matter content is then completely defined and predictive. We will refer to this specific LVS as minimal LVS (MLVS).

In the MLVS the ratio of branching ratios of visible-sector and hidden-sector decays is simply given by [6, 7]

$$\kappa \equiv \frac{\text{Br}(\text{hidden})}{\text{Br}(\text{visible})} = \frac{\text{Br}(\Phi \rightarrow a_b a_b)}{\text{Br}(\Phi \rightarrow H_u H_d)} = \frac{1}{2Z^2}, \quad (1.1)$$

where the coupling Z is understood to be normalised at the mass m_Φ of the volume modulus. In terms of (1.1) the effective excess number of neutrinos is given by $\Delta N_{\text{eff}} \simeq 3.3\kappa$ [6, 7]. At tree level one has $Z(m_\Phi) = Z(M_{\text{string}}) = 1$, which implies $\kappa = 1/2$ and $\Delta N_{\text{eff}} \simeq 1.7$. On the other hand, the measured values of N_{eff} require $\Delta N_{\text{eff}} \lesssim 1.1$, which translates into $\kappa \lesssim 1/3$. The MLVS tree-level prediction for ΔN_{eff} is hence in conflict with observation.

However, even if the Higgs sector is exactly shift symmetric at the string scale, this symmetry is broken by the gauge and Yukawa couplings. In consequence, the coupling Z will receive logarithmically-enhanced corrections of the form $1/(4\pi) \ln(M_{\text{string}}/m_\Phi)$ from MSSM loop diagrams. In view of the large hierarchy $M_{\text{string}} \gg m_\Phi$, the resulting terms can be of $\mathcal{O}(1)$ and have to be resummed using renormalisation group (RG) techniques. An immediate question then arises as to whether the induced radiative corrections are large enough to make the MLVS compatible with the measurements of N_{eff} , which call for $Z(m_\Phi) \gtrsim 1.2$. The purpose of our paper is to answer this question.

Our work is organised as follows. After reviewing some of the basic ingredients of the LVS, we calculate in Section 2 the anomalous dimension of the coupling Z . Our analytic computation is complemented in Section 3 by a numerical RG analysis of the $\Phi \rightarrow H_u H_d$ decay mode, including one-loop and two-loop effects. We conclude in Section 4.

2 Analytic results

In this section we review some important features of the LVS before turning to the calculation of the anomalous dimension of the coupling Z that determines the relative amount of dark radiation via (1.1).

2.1 Mass hierarchies

In the LVS the volume \mathcal{V} of the Calabi-Yau manifold is stabilised at exponentially large values [8]. This stabilisation mechanism creates a naturally small expansion parameter, i.e. the inverse volume, and leads to a distinctive hierarchy of scales, given in the sequestered LVS by [13]

$$M_{\text{string}} \sim \frac{M_P}{\mathcal{V}^{1/2}}, \quad m_\Phi \sim \frac{M_P}{\mathcal{V}^{3/2}}, \quad M_{\text{soft}} \sim \frac{M_P}{\mathcal{V}^2}, \quad m_{a_b} \lesssim M_P e^{-2\pi\mathcal{V}^{2/3}} \sim 0. \quad (2.1)$$

Here $M_P = 2.4 \cdot 10^{18}$ GeV is the reduced Planck mass, while M_{string} , m_Φ , M_{soft} and m_{a_b} denote the string scale, the mass of the volume modulus Φ , the scale of the supersymmetry (SUSY) breaking soft masses and the mass of the volume axion a_b , respectively. In what follows, we will assume that the level of volume sequestering is the same for both scalar and gaugino masses, so that $M_{\text{soft}} \sim m_0 \sim m_{1/2}$. To solve the gauge hierarchy problem, i.e. $M_{\text{soft}} \sim 1$ TeV, one needs $\mathcal{V} \sim 5 \cdot 10^7$, resulting in $M_{\text{string}} \sim 3 \cdot 10^{14}$ GeV and $m_\Phi \sim 7 \cdot 10^6$ GeV.

2.2 Volume modulus interactions

The interaction terms in the LVS Lagrangian that give rise to the leading decay modes of the volume modulus, i.e. $\Phi \rightarrow a_b a_b$ and $\Phi \rightarrow H_u H_d$, are

$$\mathcal{L} \supset \frac{2}{\sqrt{6}M_P} (\partial_\mu a_b)^2 \Phi + \frac{1}{\sqrt{6}M_P} \left[Z H_u H_d \square \Phi + \text{h.c.} \right], \quad (2.2)$$

where $H_u H_d = \epsilon_{ij} H_u^i H_d^j = H_u^+ H_d^- - H_u^0 H_d^0$ represents the usual contraction between $SU(2)_L$ doublets and all fields are understood to be canonically normalised. The second term in the above formula arises from a Giudice-Masiero term [14] in the Kähler potential. While the presence and the form of the $\Phi a_b a_b$ and $\Phi H_u H_d$ couplings in (2.2) are robust predictions of the LVS [6, 7], in generic models further contributions to the volume modulus decays into the hidden and visible sector may arise. Contributions of the former type can come e.g. from local closed string axions, but since such decays represent dark radiation they will always enhance the ratio κ introduced in (1.1), worsening the tension between theory and experiment. Thus we will not consider additional hidden-sector contributions beyond $\Phi \rightarrow a_b a_b$ here. Decays

of the volume modulus into gauge bosons, MSSM scalars or both SM and MSSM fermions are expected to be either loop suppressed or mass suppressed (since $m_t < m_{0,1/2} \ll m_\Phi$), rendering the channel $\Phi \rightarrow H_u H_d$ the dominant visible MSSM decay mode.

The partial decay rates of the volume modulus induced by (2.2) read [6, 7]

$$\Gamma(\Phi \rightarrow a_b a_b) = \frac{1}{48\pi} \frac{m_\Phi^3}{M_P^2}, \quad \Gamma(\Phi \rightarrow H_u H_d) = \frac{2Z^2}{48\pi} \frac{m_\Phi^3}{M_P^2}, \quad (2.3)$$

where again $Z = Z(m_\Phi)$. From these results the expression (1.1) follows readily.

2.3 Running of volume modulus Higgs coupling

In contrast to the $\Phi a_b a_b$ coupling, which receives only Planck-suppressed corrections, the $\Phi H_u H_d$ coupling is modified by the virtual exchange of MSSM particles. As a result the interaction strength Z entering (2.2) will evolve logarithmically from M_{string} to m_Φ , where the volume modulus decays. The scale dependence of Z is determined by the following RG equation

$$\frac{d}{dt} Z = \gamma_Z Z, \quad (2.4)$$

where $t \equiv \ln(Q/Q_0)$ with Q denoting the renormalisation scale and Q_0 a reference scale, and γ_Z is the corresponding anomalous dimension.

Since the $\Phi H_u H_d$ coupling arises from the Kähler potential and the volume modulus field itself does not renormalise, the anomalous dimension γ_Z can be written in terms of Higgs wave-function renormalisations (as a consequence of the supersymmetric non-renormalisation theorem [15]). One obtains

$$\gamma_Z = \gamma_{H_u} + \gamma_{H_d}, \quad (2.5)$$

where γ_{H_u} and γ_{H_d} are the anomalous dimensions of the Higgs superfields. To verify the correctness of (2.5), we have calculated the one-loop correction $\gamma_Z^{(1)}$ to the anomalous dimension γ_Z explicitly. The corresponding Feynman diagrams are depicted in Figure 1. We performed the calculation of the self-energy and vertex diagrams using dimensional regularisation with modified minimal subtraction (i.e. the $\overline{\text{DR}}$ scheme). The contributions to the scalar fields $H_{u,d}$ were computed in Wess-Zumino gauge, retaining an arbitrary R_ξ gauge for the vector fields.² While both classes of diagrams are individually gauge dependent, the ξ dependence cancels in the sum of contributions. Our results for the individual diagrams agree with those given in [16–18]. Keeping only the third-family Yukawa couplings $y_{t,b,\tau}$, we obtain

$$\gamma_Z^{(1)} = \frac{1}{(4\pi)^2} \left[-\frac{3g_1^2}{5} - 3g_2^2 + 3|y_t|^2 + 3|y_b|^2 + |y_\tau|^2 \right], \quad (2.6)$$

which equals the sum $\gamma_{H_u}^{(1)} + \gamma_{H_d}^{(1)}$ of one-loop superfield anomalous dimensions as given e.g. in the review [19]. Here the couplings g_1 and g_2 are given in terms of the conventional $U(1)_Y$ and $SU(2)_L$ SM gauge couplings by $g_1 = \sqrt{5/3} g'$ and $g_2 = g$, respectively.

²Note that in Wess-Zumino gauge SUSY is broken, which explains the need to compute vertex diagrams.

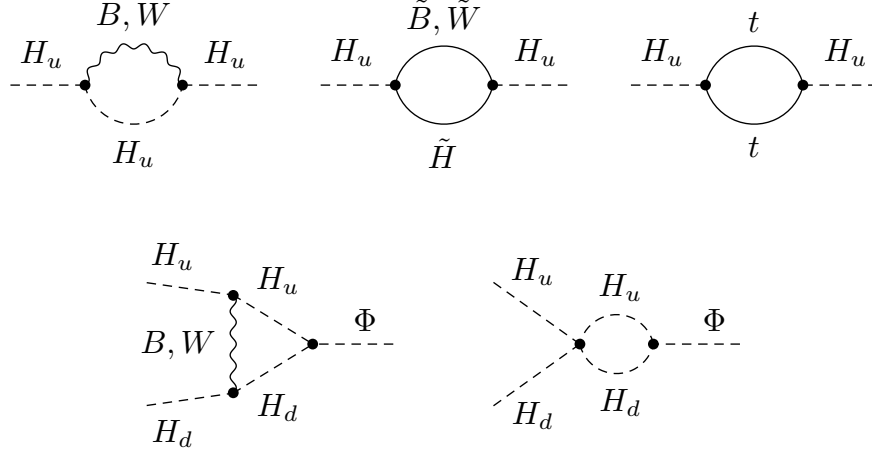


Figure 1. The $H_u H_u$ self-energy diagrams (upper row) and $\Phi H_u H_d$ vertex diagrams (lower row) that contribute to the one-loop anomalous dimension $\gamma_Z^{(1)}$. The $H_d H_d$ self-energy diagrams needed to determine the wave-function renormalisation factor of H_d are not shown.

Employing the one-loop anomalous dimension (2.6) to solve the RG equation (2.4), we find to leading logarithmic accuracy

$$K \equiv \frac{Z(m_\Phi)}{Z(M_{\text{string}})} \simeq 1 - \gamma_Z^{(1)} \ln \left(\frac{M_{\text{string}}}{m_\Phi} \right) \simeq 1 - \frac{18}{(4\pi)^2} \left(-1.7 + \frac{1.5}{\sin^2 \beta} + \frac{1.6 \cdot 10^{-4}}{\cos^2 \beta} \right). \quad (2.7)$$

To arrive at the numerical expression we have employed $g_1(M_{\text{string}}) \simeq 0.65$, $g_2(M_{\text{string}}) \simeq 0.69$, $y_t(M_{\text{string}}) \simeq 0.70/\sin \beta$, $y_b(M_{\text{string}}) \simeq 6.0 \cdot 10^{-3}/\cos \beta$ and $y_\tau(M_{\text{string}}) \simeq 7.2 \cdot 10^{-3}/\cos \beta$, corresponding to $M_{\text{string}} = 3 \cdot 10^{14} \text{ GeV}$ and $m_\Phi = 7 \cdot 10^6 \text{ GeV}$.³ In the final result in (2.7), we have shown the contributions arising from the terms $g_{1,2}^2$, $|y_t|^2$ and $|y_{b,\tau}|^2$ separately. The different overall signs multiplying the contributions from the gauge and the Yukawa couplings imply that the individual terms in (2.6) tend to cancel. In fact, the numerical expression for $\gamma_Z^{(1)}$ used in (2.7) is less than 0 for $3 \lesssim \tan \beta \lesssim 35$ and vice versa. We hence expect to find that loop corrections suppress (enhance) the partial decay rate $\Gamma(\Phi \rightarrow H_u H_d)$ for small and large (moderate) ratios of the Higgs vacuum expectation values, $\tan \beta$. In order to obtain a reliable prediction for K , however, the large logarithm appearing in (2.7) has to be resummed by solving (2.4) together with the RG equations describing the scale dependence of the gauge and Yukawa couplings.

3 Numerical results

After presenting the analytic result for the anomalous dimension of the Giudice-Masiero coupling, we now turn to the numerical RG analysis of the $\Phi \rightarrow H_u H_d$ decay mode. Our

³These values for the couplings have been obtained using the numerical procedure outlined in Section 3.1.

methodology is detailed in the following.

3.1 Solution of RG equations

The system of differential equations describing the renormalisation scale dependence of the coupling strength Z as well as those of the gauge and Yukawa couplings is solved iteratively with the help of `SOFTSUSY` 3.3.7 [20]. The calculation is performed including all relevant one-loop and two-loop effects.⁴ The fine structure constant $\alpha(m_Z) = 1/127.973$, the Fermi constant $G_F = 1.16637 \cdot 10^{-5} \text{ GeV}^{-2}$, the strong coupling $\alpha_s(m_Z)$, the pole mass m_t of the top quark, the bottom mass $m_b = 4.2 \text{ GeV}$ and the tau mass $m_\tau = 1.777 \text{ GeV}$ serve as SM inputs and constraints in the RG evolution. The low-energy boundary conditions are applied at the Z -boson mass $m_Z = 91.1875 \text{ GeV}$. At the string scale M_{string} we impose minimal supergravity (MSUGRA) boundary conditions, which just leaves five free SUSY parameters: common scalar and gaugino masses, m_0 and $m_{1/2}$, universal trilinear terms A_0 , the bilinear soft SUSY breaking term B and the SUSY μ parameter. Following common practice, we use the one-loop corrected electroweak symmetry breaking (EWSB) conditions (see e.g. [21]) to trade B and the magnitude $|\mu|$ in favour of $\tan \beta$ and the sign of μ . Notice that the assumed scaling of $m_0 \sim m_{1/2} \sim M_P/\mathcal{V}^2$ naturally requires $B \sim M_P^2/\mathcal{V}^4$ and $\mu \sim M_P/\mathcal{V}^2$ to achieve EWSB. We assume that these scalings are realised by an appropriate volume sequestering, and furthermore take $A_0 \sim M_P/\mathcal{V}^2$. The SUSY scale is determined by the geometric mean $M_{\text{soft}} \equiv \sqrt{m_{\tilde{t}_1} m_{\tilde{t}_2}}$ of the masses $m_{\tilde{t}_{1,2}}$ of the stop mass eigenstates. Finally, the mass of the volume modulus is obtained from $m_\Phi = M_{\text{string}}^3/M_P^2$.

3.2 SM and MSUGRA parameter dependencies

Before studying the dependencies of (2.7) on the MSUGRA parameters we consider the impact of the parametric SM errors. The dominant sources of SM uncertainties arise from the top mass and the strong coupling constant. This is to be expected because (2.6) is quadratic in the top Yukawa coupling and the RG evolution of y_t depends sensitively on the low-energy initial conditions for m_t and α_s . The more critical ingredient is the top mass for which the latest Tevatron measurements find $m_t = (173.2 \pm 0.9) \text{ GeV}$ [22]. However, the exact meaning of the mass parameter measured by CDF and D0 via a kinematical reconstruction of the top decay products and comparison to Monte Carlo simulations is unclear and so is its connection to y_t . A theoretically well-defined determination of m_t can, on the other hand, be obtained from the total cross section for top-quark pair production. While such extractions (see e.g. [23]) give values for m_t that are compatible with the mass determinations from direct reconstruction, the achieved accuracy is notably worse, with an uncertainty of around $\pm 5 \text{ GeV}$. The world average of the strong coupling evaluated at the Z -boson mass is $\alpha_s(m_Z) = 0.1184 \pm 0.0007$ [24]. This value of α_s is obtained from a large set of measurements with significant spreads between them. To account for this fact we will also give results employing the 3σ error ± 0.0021 of the α_s world average.

⁴Two-loop effects have however a very minor impact on the analysis, and therefore we only reported the result of the one-loop anomalous dimension $\gamma_Z^{(1)}$ in (2.6).

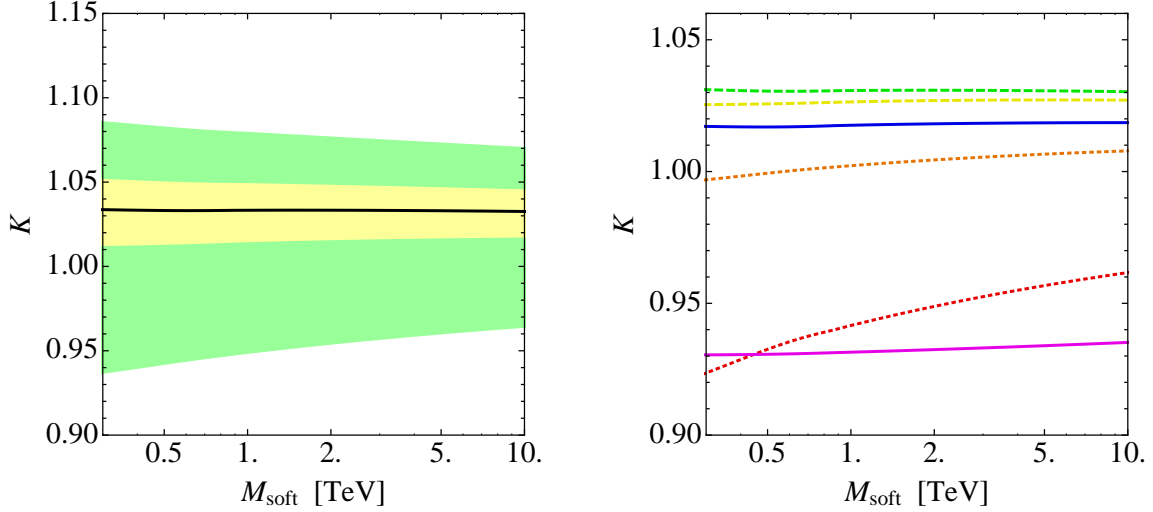


Figure 2. Left: Predictions for K for fixed MSUGRA input. The solid black line indicates the result obtained for the central choice of SM inputs while the coloured bands reflect the uncertainties associated with the errors in the top mass and the strong coupling constant. Right: Predictions for K for different values of $\tan \beta$. See text for further explanations.

Our predictions for K as a function of M_{soft} are shown in Figure 2. The results displayed in the left panel correspond to $m_0 = m_{1/2} = A_0$, $\tan \beta = 10$ and $\text{sign } \mu = +1$. Almost identical predictions are obtained for different choices of A_0 and $\text{sign } \mu = -1$. The solid black curve corresponds to $m_t = 173.2 \text{ GeV}$ and $\alpha_s(m_Z) = 0.1184$, while the yellow (green) band has been obtained by varying m_t and $\alpha_s(m_Z)$ by $\pm 0.9 \text{ GeV}$ and ± 0.0007 ($\pm 5 \text{ GeV}$ and ± 0.0021) around their central values. We see that the ratio (2.7) is largely independent of the SUSY scale M_{soft} , but that the exact value of K depends to some extent on the low-energy input m_t and $\alpha_s(m_Z)$. Numerically, we find that the variations of $\pm 0.9 \text{ GeV}$ and ± 0.0007 ($\pm 5 \text{ GeV}$ and ± 0.0021) lead to shifts in K of less than $\pm 2\%$ ($^{+5\%}_{-10\%}$) relative to the central values. The largest value of (2.7) is thereby attained for the smallest value of m_t and the largest value of $\alpha_s(m_Z)$, and vice versa.

We now analyse the dependence of K on the choice of $\tan \beta$. Our numerical results are shown in the right panel of Figure 2. All curves have been obtained for $m_0 = m_{1/2} = A_0$, $\text{sign } \mu = +1$, $m_t = 173.2 \text{ GeV}$ and $\alpha_s(m_Z) = 0.1184$. The dotted red, dotted orange, dashed yellow, dashed green, solid blue and solid magenta lines correspond to $\tan \beta = 2, 3, 5, 15, 25$ and 50 , respectively. As anticipated, we find that for $\tan \beta \lesssim 3$ the predictions for the ratio (2.7) are below 1, while for moderate values of $\tan \beta$ one obtains ratios above 1. In fact, the values of K saturate for $\tan \beta \simeq 10$ and increasing $\tan \beta$ further leads to a suppression of the ratio (a feature that is also reproduced by the simple formula (2.7)). For large $\tan \beta$ values, the ratio K then ends up below 1. We see furthermore that varying $\tan \beta$ in the range $[2, 50]$ shifts K by only $^{+3\%}_{-7\%}$ away from 1. The dependencies on the other MSUGRA parameters are even less pronounced than that on $\tan \beta$.

3.3 Predictions for the effective excess number of neutrinos

It is well-known that the mass m_h of the Higgs boson puts stringent constraints on the MSUGRA parameter space. This is particularly true after the discovery of a relatively heavy Higgs-like state with a mass of around 126 GeV by ATLAS [25] and CMS [26]. This feature can be easily understood by recalling the classic MSSM result for m_h [27, 28] that includes the dominant one-loop contributions arising from an incomplete cancellation of top-quark loops and top-squark loops. It reads

$$m_h^2 \simeq m_Z^2 \cos^2(2\beta) + \frac{3G_F m_t^4}{\sqrt{2}\pi^2} \left[\ln \left(\frac{M_{\text{soft}}^2}{m_t^2} \right) + \frac{X_t^2}{M_{\text{soft}}^2} \left(1 - \frac{X_t^2}{12M_{\text{soft}}^2} \right) \right], \quad (3.1)$$

where $X_t \equiv A_t - \mu \cot \beta$ denotes the stop-mixing parameter and A_t is the trilinear stop-Higgs coupling. The first term in (3.1) encodes the tree-level contribution to the squared mass of the Higgs and is maximised for $\tan \beta \rightarrow \infty$, while the second term approximates the one-loop corrections and is maximised for $X_t = \pm \sqrt{6} M_{\text{soft}}$ (known as maximal mixing).

We assess the impact of the LHC measurements of the Higgs mass on the predictions for ΔN_{eff} by performing a global scan in the MSUGRA parameter space. Only points that lead to $m_h \in [123, 129]$ GeV are retained, which is the range allowed by the ATLAS and CMS data [25, 26] if one accounts for the theoretical uncertainties in the MSSM calculation of the Higgs mass (see e.g. [29]). We generate a large sample of points allowing the MSUGRA parameters to take random values within $m_{0,1/2} \in [0.1, 10]$ TeV, $A_0 \in [-30, 30]$ TeV and $\tan \beta \in [1, 60]$, permitting μ to be of either sign. In order to incorporate SM uncertainties we let the top mass and the strong coupling constant float within $m_t = (173.2 \pm 5)$ GeV and $\alpha_s(m_Z) = 0.1184 \pm 0.0021$, respectively. The allowed range of ΔN_{eff} as a function of M_{soft} is then found from the minimal and maximal ΔN_{eff} values that are consistent with [6],

$$3.12 \kappa \leq \Delta N_{\text{eff}} \leq 3.48 \kappa, \quad (3.2)$$

where κ , as defined in (1.1), is calculated for each point. Notice that the two-sided bound (3.2) takes into account the uncertainty associated with the value of the reheating temperature. Since we effectively scan over all individual sources of uncertainties, the derived limits on ΔN_{eff} should be considered very conservative.

Our results of the MSUGRA scan are shown in Figure 3. The accessible parameter before (after) imposing the Higgs-mass constraint is indicated by the grey (coloured) region. We see that in the MLVS the values for ΔN_{eff} compatible with the m_h constraint lie in the narrow range of about $[1.4, 2.6]$, and that the width of the allowed region is essentially constant for $M_{\text{soft}} \gtrsim 5$ TeV. The constraint due to the Higgs mass influences the predictions for ΔN_{eff} only indirectly by narrowing down the possible values of M_{soft} and $\tan \beta$. This effect is most visible for $M_{\text{soft}} \lesssim 2$ TeV, since such relatively low values of M_{soft} require large values of $\tan \beta$ to push the Higgs mass up to around 126 GeV. This feature is easy to understand from (3.1) and explains why the lower ΔN_{eff} bound of 1.4 cannot be saturated for M_{soft} below 2 TeV. Notice also that the constraint from m_h cuts away the parts of the parameter space with

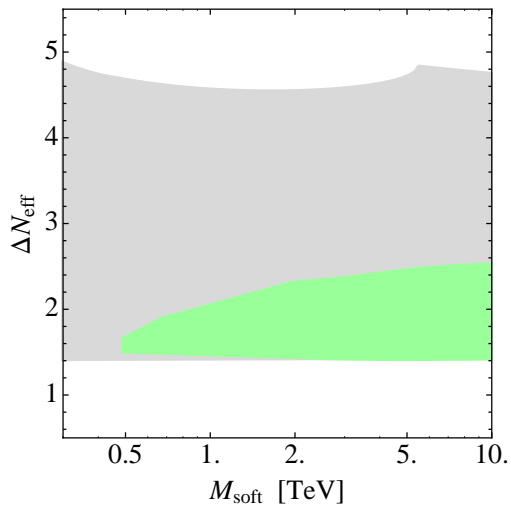


Figure 3. Predictions for the effective excess number of neutrino species in the MLVS framework. The coloured wedge-shaped region indicates the possible values of ΔN_{eff} consistent with the LHC measurements of a Higgs-like state near 126 GeV. For comparison the accessible parameter space without imposing the Higgs constraint is underlaid in grey. For further details see text.

$\Delta N_{\text{eff}} \gtrsim 2.6$ and $M_{\text{soft}} \lesssim 0.5$ TeV. Both regions are inaccessible because they correspond to either $\tan \beta \lesssim 2$ or to a too light stop spectrum. We expect that other low-energy constraints (such as e.g. flavour physics) have an even smaller impact on the limits obtained for ΔN_{eff} than m_h . The latest Planck measurement of N_{eff} [5] with (without) the constraint from H_0 [1] gives $\Delta N_{\text{eff}} = 0.57 \pm 0.25$ ($\Delta N_{\text{eff}} = 0.25 \pm 0.27$). The minimal value of $\Delta N_{\text{eff}} \simeq 1.4$ that is attainable in the MLVS framework thus corresponds to a discrepancy of about 3.3σ (4.2σ) between theory and experiment. Deviations in the same ballpark are also found for the N_{eff} extractions by WMAP [2], ACT [3] and SPT [4]. These findings basically rule out the MLVS as a model of dark radiation.

4 Conclusions

The latest Planck results have ushered in a new era of precision cosmology. Although these measurements support the standard Λ CDM cosmological model, they still leave room for the presence of dark radiation corresponding to up to about half an extra neutrino species. Other recent experimental determinations of N_{eff} by WMAP, ACT and SPT are within errors all in agreement with the number reported by Planck.

In light of these developments, in this article we have analysed loop corrections to ΔN_{eff} in the context of sequestered large volume scenarios. In this class of models, additional contributions to the effective excess number of neutrinos are an unavoidable consequence of the presence and the interactions of a light volume modulus Φ : the decays of this field to the visible sector drive the reheating of the Universe after inflation, while dark radiation arises

from its decays to an ultralight axion partner a_b . The only visible-sector decay mode that can compete with the axion channel is the decay into Higgs pairs induced by a Giudice-Masiero term. The interplay between the two channels, $\Phi \rightarrow a_b a_b$ and $\Phi \rightarrow H_u H_d$, fixes the relative fraction of dark radiation uniquely in terms of the coupling strength Z between Φ and the bilinear $H_u H_d$. Under the assumption that the coupling Z is set to 1 at the string scale by means of a shift-symmetric Higgs sector with MSSM matter content, the ratio of branching ratios of visible-sector and hidden-sector decays can then be predicted accurately. At the tree level such a calculation leads to $\Delta N_{\text{eff}} \simeq 1.7$, at variance with observation.

Unlike the coupling of the volume modulus to its axion partner, which receives only Planck-suppressed contributions, the $\Phi H_u H_d$ coupling is modified by MSSM loops. These radiative corrections induce large logarithms that are formally of $\mathcal{O}(1)$, and hence have to be resummed to all orders. In our work, we have calculated the anomalous dimension γ_Z of the composite operator $H_u H_d \square \Phi$ needed to perform such a resummation. We found that the size of the leading-logarithmic corrections to the coupling strength Z depends sensitively on the ratio of the Higgs vacuum expectation values, $\tan \beta$, through the top Yukawa coupling. As a result, loop corrections suppress $\Gamma(\Phi \rightarrow H_u H_d)$ for $\tan \beta \lesssim 3$ and $\tan \beta \gtrsim 35$, while the partial decay rate to Higgs pairs is enhanced for all other $\tan \beta$ values. The maximal enhancements occur for $\tan \beta \simeq 10$, but amount to below 10% only.

This simple pattern of suppressions and enhancements is also reproduced by our high-statistics MSUGRA scan, which includes all relevant two-loop effects. Specifically, we find that in the minimal large volume scenario the values of ΔN_{eff} that are compatible with a Higgs-boson mass close to 126 GeV all lie in the range $[1.4, 2.6]$. The spread of the predictions is rather insensitive to the exact values of the MSUGRA parameters m_0 , $m_{1/2}$ and $\text{sign} \mu$, and is influenced by the Higgs mass requirement only indirectly because this constraint needs tuning of A_0 and $\tan \beta$. In consequence, it turns out that for moderate values of $\tan \beta$, radiative corrections tend to suppress the tree-level prediction $\Delta N_{\text{eff}} \simeq 1.7$. The loop-induced effects are however always small, leading to a robust lower bound of $\Delta N_{\text{eff}} \gtrsim 1.4$. This limit corresponds to a 3σ to 4σ tension between theory and experiment, which essentially excludes the minimal large volume scenario – MSSM matter content and $Z = 1$ – as a model of dark radiation.

Acknowledgments

JC is funded by the Royal Society with a University Research Fellowship, and by the European Research Council under the Starting Grant ‘‘Supersymmetry Breaking in String Theory’’. SA and AP are funded by STFC studentships.

References

- [1] A. G. Riess, L. Macri, S. Casertano, H. Lampeitl, H. C. Ferguson, A. V. Filippenko, S. W. Jha and W. Li *et al.*, *Astrophys. J.* **730**, 119 (2011) [Erratum-ibid. **732**, 129 (2011)] [arXiv:1103.2976 [astro-ph.CO]].

- [2] G. Hinshaw *et al.* [WMAP Collaboration], arXiv:1212.5226 [astro-ph.CO].
- [3] Z. Hou, C. L. Reichardt, K. T. Story, B. Follin, R. Keisler, K. A. Aird, B. A. Benson and L. E. Bleem *et al.*, arXiv:1212.6267 [astro-ph.CO].
- [4] J. L. Sievers, R. A. Hlozek, M. R. Nolte, V. Acquaviva, G. E. Addison, P. A. R. Ade, P. Aguirre and M. Amiri *et al.*, arXiv:1301.0824 [astro-ph.CO].
- [5] P. A. R. Ade *et al.* [Planck Collaboration], arXiv:1303.5076 [astro-ph.CO].
- [6] M. Cicoli, J. P. Conlon and F. Quevedo, Phys. Rev. D **87**, 043520 (2013) [arXiv:1208.3562 [hep-ph]].
- [7] T. Higaki and F. Takahashi, JHEP **1211**, 125 (2012) [arXiv:1208.3563 [hep-ph]].
- [8] V. Balasubramanian, P. Berglund, J. P. Conlon and F. Quevedo, JHEP **0503**, 007 (2005) [hep-th/0502058].
- [9] J. P. Conlon, F. Quevedo and K. Suruliz, JHEP **0508**, 007 (2005) [hep-th/0505076].
- [10] T. Higaki, K. Nakayama and F. Takahashi, arXiv:1304.7987 [hep-ph].
- [11] A. Hebecker, A. K. Knochel and T. Weigand, JHEP **1206**, 093 (2012) [arXiv:1204.2551 [hep-th]].
- [12] A. Hebecker, A. K. Knochel and T. Weigand, arXiv:1304.2767 [hep-th].
- [13] R. Blumenhagen, J. P. Conlon, S. Krippendorf, S. Moster and F. Quevedo, JHEP **0909**, 007 (2009) [arXiv:0906.3297 [hep-th]].
- [14] G. F. Giudice and A. Masiero, Phys. Lett. B **206**, 480 (1988).
- [15] M. T. Grisaru, W. Siegel and M. Rocek, Nucl. Phys. B **159**, 429 (1979).
- [16] M. E. Machacek and M. T. Vaughn, Nucl. Phys. B **222**, 83 (1983).
- [17] M. E. Machacek and M. T. Vaughn, Nucl. Phys. B **236**, 221 (1984).
- [18] D. M. Capper and D. R. T. Jones, Nucl. Phys. B **252**, 718 (1985).
- [19] S. P. Martin, In *Kane, G.L. (ed.): Perspectives on supersymmetry II* 1-153 [hep-ph/9709356].
- [20] B. C. Allanach, Comput. Phys. Commun. **143**, 305 (2002) [hep-ph/0104145] and <http://softsusy.hepforge.org>
- [21] D. M. Pierce, J. A. Bagger, K. T. Matchev and R. -j. Zhang, Nucl. Phys. B **491**, 3 (1997) [hep-ph/9606211].
- [22] T. Aaltonen *et al.* [CDF and D0 Collaborations], Phys. Rev. D **86**, 092003 (2012) [arXiv:1207.1069 [hep-ex]].
- [23] M. Beneke, P. Falgari, S. Klein and C. Schwinn, Nucl. Phys. B **855**, 695 (2012) [arXiv:1109.1536 [hep-ph]].
- [24] J. Beringer *et al.* [Particle Data Group Collaboration], Phys. Rev. D **86**, 010001 (2012).
- [25] G. Aad *et al.* [ATLAS Collaboration], Phys. Lett. B **716**, 1 (2012) [arXiv:1207.7214 [hep-ex]].
- [26] S. Chatrchyan *et al.* [CMS Collaboration], Phys. Lett. B **716**, 30 (2012) [arXiv:1207.7235 [hep-ex]].

- [27] J. A. Casas, J. R. Espinosa, M. Quiros and A. Riotto, Nucl. Phys. B **436**, 3 (1995) [Erratum-ibid. B **439**, 466 (1995)] [hep-ph/9407389].
- [28] A. Dabelstein, Z. Phys. C **67**, 495 (1995) [hep-ph/9409375].
- [29] B. C. Allanach, A. Djouadi, J. L. Kneur, W. Porod and P. Slavich, JHEP **0409**, 044 (2004) [hep-ph/0406166].