

ANCHORS FOR THE COSMIC DISTANCE SCALE: THE CEPHEID QZ NORMAE IN THE OPEN CLUSTER NGC6067

D. Majaess¹, L. Sturch², C. Moni Bidin³, M. Soto⁴, W. Gieren⁵, R. Cohen⁵, F. Mauro⁵, D. Geisler⁵, C. Bonatto⁶, J. Borissova⁷,
D. Minniti^{8,9,10}, D. Turner¹¹, D. Lane¹¹, B. Madore¹², G. Carraro¹³, L. Berdnikov¹⁴

¹Halifax, Nova Scotia, Canada.

²Institute for Astronomical Research, Dept. of Astronomy, Boston University 725 Commonwealth Ave, Boston, MA 02215, USA.

³Instituto de Astronomía, Universidad Católica del Norte, Av. Angamos 0610, Antofagasta, Chile.

⁴Departamento de Astronomía, Universidad de Chile, Casilla 36-D, Santiago, Chile.

⁵Departamento de Astronomía, Universidad de Concepción, Casilla 160-C, Concepción, Chile.

⁶Departamento de Astronomía, Universidade Federal do Rio Grande do Sul, Av. Bento Gonçalves 9500 Porto Alegre 91501-970, RS, Brazil.

⁷Departamento de Física y Astronomía, Facultad de Ciencias, Universidad de Valparaíso, Av. Gran Bretaña 1111, Valparaíso, Chile.

⁸Departamento de Astronomía y Astrofísica, Pontificia Universidad Católica de Chile, Casilla 306, Santiago, Chile.

⁹Departamento de Ciencia Físicas, Universidad Andres Bello, Santiago, Chile.

¹⁰Vatican Observatory, V00120, Vatican City State, Italy.

¹¹Department of Astronomy and Physics, Saint Mary's University, Halifax, NS B3H 3C3, Canada.

¹²Carnegie Observatories, 813 Santa Barbara Street, Pasadena, CA 91101, USA.

¹³European Southern Observatory, Avda Alonso de Cordova, 3107, Casilla 19001, Santiago, Chile.

¹⁴Moscow M V Lomonosov State University, Sternberg Astronomical Institute, Moscow 119992, Russia.

dmajaess@cygnus.smu.ca

ABSTRACT

Cepheids are key to establishing the cosmic distance scale. Therefore it's important to assess the viability of QZ Nor, V340 Nor, and GU Nor as calibrators for Leavitt's law via their purported membership in the open cluster NGC 6067. The following suite of evidence confirms that QZ Nor and V340 Nor are members of NGC 6067, whereas GU Nor likely lies in the foreground: (i) existing radial velocities for QZ Nor and V340 Nor agree with that established for the cluster ($-39.4 \pm 0.2(\sigma_{\bar{x}}) \pm 1.2(\sigma)$ km/s) to within 1 km/s, whereas GU Nor exhibits a markedly smaller value; (ii) a steep velocity-distance gradient characterizes the sight-line toward NGC 6067, thus implying that objects sharing common velocities are nearly equidistant; (iii) a radial profile constructed for NGC 6067 indicates that QZ Nor is within the cluster bounds, despite being 20' from the cluster center; (iv) new *BVJH* photometry for NGC 6067 confirms the cluster lies $d = 1.75 \pm 0.10$ kpc distant, a result that matches Wesenheit distances computed for QZ Nor/V340 Nor using the Benedict et al. (2007, HST parallaxes) calibration. QZ Nor is a cluster Cepheid that should be employed as a calibrator for the cosmic distance scale.

Subject headings: open clusters and associations: general, stars: distances, stars: variables: Cepheids

1. INTRODUCTION

Cepheid variables are crucial for defining the cosmic distance scale, determining the Hubble constant (H_0), and mitigating degeneracies plaguing the selection of a cosmological model (Tammann & Reindl 2012, for a historical review). Research on those topics are being led by collaborations such as the Araucaria (Gieren et al. 2005a, 2006), SH_0ES (Macri & Riess 2009), and Carnegie Hubble projects (Freedman & Madore 2010). The latter is the next generation follow-up to the HST key project to measure H_0 , and aims to reduce existing uncertainties (10%) to less than 3%. The Carnegie Hubble project is relying partly on Cepheids belonging to open clusters to achieve that objective (Turner 2010;

Monson et al. 2012), since the addition of such calibrators reduces uncertainties tied to extragalactic distances computed via Leavitt's law.¹ Concerns regarding spurious cluster Cepheids are warranted, and the calibration is under constant revision. However, those concerns can be mitigated by favoring calibrators exhibiting matching cluster and IRSB² distances (Gieren et al. 2013), unless overwhelming evidence exists supporting the cluster Cepheids in question (e.g., radial velocities and multi-band photometry).

Considerable work remains to bolster the cluster Cepheid calibration, and that includes improving pa-

¹The Cepheid period-luminosity (magnitude) relation.

²Infrared surface brightness technique (Fouque & Gieren 1997).

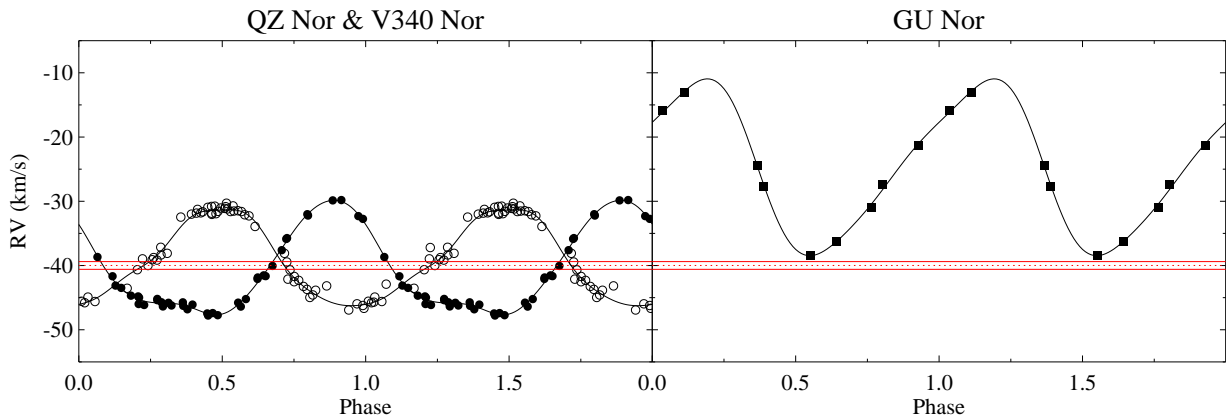


Fig. 1.— Radial velocity curves for QZ Nor (open circles), V340 Nor (filled circles), and GU Nor (filled squares). Left panel, the former two Cepheids share common mean velocities that match the cluster velocity ($-39.4 \pm 0.2(\sigma_{\bar{x}}) \pm 1.2(\sigma)$ km/s). The velocity determined for NGC 6067 is highlighted by the red band, and was determined from 10 cluster members observed by Mermilliod et al. (2008). Conversely, GU Nor displays a discrepant velocity (right panel). Uncertainties associated with the velocity measurements are typically on the order of the symbol size.

parameters for existing cluster Cepheids and searching for new calibrators (Majaess et al. 2012b; Anderson et al. 2012). Those objectives motivate the present study, as questions linger concerning QZ Nor, V340 Nor, GU Nor, and their link to NGC 6067. Warren (1977) hinted that GU Nor may be a cluster member, but advocated that a reliable cluster distance and set of velocities were ultimately needed to reach a conclusion. Eggen (1983) argued on the basis of $uvby\beta$ photometry that GU Nor and V340 Nor feature distances that match stars in Nor OB1, whereas QZ Nor is a member of the foreground NGC 6067. Conversely, Walker (1985) and Coulson & Caldwell (1985) asserted that QZ Nor and V340 Nor are members of NGC 6067, and cast doubt on the reported association with GU Nor given the star lies $60'$ (projected separation) from the cluster center (see also Moffett & Barnes 1986). However, new IRSB distances for QZ Nor (Storm et al. 2011; Groenewegen 2013) are inconsistent with the distance to NGC 6067, and four recent studies on cluster Cepheids were split on overlooking (An et al. 2007; Turner 2010) or including QZ Nor as a calibrator (Majaess et al. 2008a; Anderson et al. 2012). The first iteration of the Carnegie Hubble project likewise bypassed QZ Nor, but V340 Nor was adopted as a calibrator. V340 Nor lies near the center of NGC 6067, whereas QZ Nor is offset by $20'$. That latter separation helped foster concerns regarding the Cepheid’s status as a cluster member.

In this study, a multifaceted approach is undertaken to assess the purported link between QZ Nor, V340 Nor, GU Nor, and NGC 6067. First, existing radial velocities for the Cepheids and cluster are examined. Second, the magnitude of the predicted radial velocity-distance gradient, as inferred from Galactic rotation, is evaluated for the sight-line toward NGC 6067 ($\ell \sim 330^\circ$).

The objective is to examine whether radial velocities are a reliable indicator of (relative) distance. In other words, are objects that share common velocities along that sight-line nearly equidistant? Third, the radial profile for NGC 6067 is mapped using 2MASS³ data (Cutri et al. 2003) to determine whether QZ Nor lies within the cluster’s extent. Fourth, new BV photometry from the du Pont telescope at Las Campanas Observatory, in concert with new VVV ⁴ near-infrared JH photometry, are employed to establish a precise independent cluster distance, as sizable offsets exist between the Thackeray et al. (1962), Eggen (1983), and Walker (1985) distances for NGC 6067. The VVV survey is a near-infrared campaign sampling part of the 4th Galactic quadrant where NGC 6067 is located (Minniti et al. 2010; Saito et al. 2012). Lastly, the results are summarized in §3. The analysis will dictate whether QZ Nor, V340 Nor, or GU Nor should be adopted as calibrators to anchor the cosmic distance scale (e.g., for the Araucaria and SH_0ES projects). Such stars are an important means for establishing distances to Local Group galaxies and beyond (Inno et al. 2013), benchmarking standard candles and assessing the impact of compositional differences between target and calibrating stars (Matsunaga 2012; Kudritzki et al. 2012), precisely defining the galactocentric metallicity and age gradients of the Milky Way and M31 (Luck et al. 2011; Kodric et al. 2013), and constraining the behaviour of intermediate mass stars (Neilson et al. 2012a; Bono et al. 2013, and references therein).

³Two Micron All Sky Survey.

⁴VISTA Variables in the Via Lactea.

2. ANALYSIS

2.1. RADIAL VELOCITIES

Radial velocity curves for QZ Nor, V340 Nor, and GU Nor are shown in Fig. 1. Radial velocity data for QZ Nor were taken from Coulson & Caldwell (1985), Metzger et al. (1992), Kienzle et al. (1999), and Groenewegen (2013), while for V340 Nor the measurements stem from Metzger et al. (1992), Bersier et al. (1994), and Mermilliod et al. (2008). Data for GU Nor were obtained by Metzger et al. (1992) and Pont et al. (1994). Radial velocity measurements for the Cepheids were phased with an arbitrary ephemeris, and corrections were made to adjust for period changes owing to stellar evolution (Turner et al. 2006; Neilson et al. 2012a). The pulsation periods adopted are from Berdnikov et al. (2000) and Berdnikov (2008). Fifth-order Fourier fits were determined for QZ Nor and V340 Nor, whereas a third-order fit was inferred from the sparser dataset characterizing GU Nor. The Fourier function applied is described by: $RV = RV_0 + \sum(a_i \cos 2\pi\phi + b_i \sin 2\pi\phi)$.

Mean radial velocities determined for QZ Nor, V340 Nor, and GU Nor are: $RV_0 = -40.3 \pm 0.2, -39.3 \pm 0.1, -24.72 \pm 0.01$ km/s. Formal uncertainties deduced from the Fourier fits for those velocities are misleading owing to potential offsets stemming from inhomogeneous standardization (different instrumentation and reductions, e.g., CORAVEL cross-correlation), and binarity. QZ Nor and V340 Nor exhibit < 1 km/s scatter in the denser sampled regions of the velocity curves, and that value is a more apt indication of the uncertainty. Concerning GU Nor, the phase coverage for the velocity data isn't satisfactory, and the Fourier fit may misrepresent the extrema. R. Anderson (private communication) obtained -25.2 km/s for GU Nor, which is similar to the determination established here. However, additional observations are needed to detect any putative binary companion (Szabados 2003) that may affect the deduced velocity for GU Nor (Gieren et al. 1994, see the velocity curve for the Cepheid DL Cas). Alternatively, it has been suggested that the radial velocity offset for GU Nor could indicate that the star was ejected from NGC 6067.

A mean velocity of $-39.4 \pm 0.2(\sigma_{\bar{x}}) \pm 1.2(\sigma)^5$ km/s was derived for NGC 6067 using 10 members identified by Mermilliod et al. (2008), and that result is highlighted by the red band in Fig. 1. Frinchaboy & Majewski (2008) obtained an analogous mean velocity, to within the uncertainties. Fig. 1, and the aforementioned discussion, imply that QZ Nor and V340 Nor feature velocities that match the cluster, whereas GU Nor is offset. Lastly, the Cepheid velocities are inconsistent with the velocity established for the planetary nebula (PN, G329.5-02.2)

located in the field of NGC 6067, thereby confirming the Moni Bidin et al. (2013) conclusion that the PN is not a cluster member.

Radial velocities for younger stellar targets can be a reliable distance indicator along certain sight-lines, provided the objects partake in Galactic rotation: $RV \sim R_0 \sin \ell \cos b (-V_{\odot}/R_0 + V_{\odot}/R) - 9 \cos b \cos \ell - 11 \cos b \sin \ell - 6 \sin b$, where $R = \sqrt{R_0^2 + d^2 - 2R_0d \cos \ell}$. The velocity-distance gradient is rather steep ($\sim -16 \pm 3$ km/s/kpc) for the line of sight toward NGC 6067 ($\ell \sim 330^\circ$, Fig. 2). Conversely, certain sight-lines, such as toward the cluster Westerlund 2 ($\ell \sim 284^\circ$), display rather shallow gradients and velocity-distance degeneracies (Fig. 2). Hence determining the distance to Westerlund 2 based on kinematic evidence is somewhat more complicated, a fact which is partly responsible for the spread in cited cluster distances (2-8 kpc, Carraro et al. 2012, and discussion therein). For the present analysis the absolute value from the velocity-distance correlation is unimportant, as various uncertainties promulgate into the determination (e.g., distance to the Galactic center and the rotation model adopted, Majaess 2010; Malkin 2013). Rather it is the magnitude of the velocity-distance gradient that is pertinent. A steep gradient implies that two objects along the sight-line that share common velocities are nearly equidistant. A pronounced gradient likewise mitigates uncertainties arising from typically imprecise velocity determinations for earlier-type cluster stars associated with Cepheids, since those stars exhibit broad spectral lines (rotation and V-IV luminosity class). The latter isn't relevant here given the cluster (conveniently) hosts numerous red giants (Mermilliod et al. 2008), which were used to compute a precise mean velocity.

Figs. 1 and 2 imply that QZ Nor, V340 Nor, and NGC 6067 are nearly equidistant, whereas GU Nor lies in the foreground.⁶ That conclusion is supported by evaluating first-order distances to the Cepheids using existing period-Wesenheit (VI_c) relations, which provide a consistency check. A recent iteration of the Galactic VI_c Wesenheit function is that cited by Majaess et al. (2011b) (see also Ngeow 2012). That iteration is tied principally to the efforts of fellow researchers: the cluster Cepheid calibrators of Turner (2010), and the HST parallax Cepheid calibrators of Benedict et al. (2007). Parameters for the cluster Cepheids TW Nor, SU Cas, δ Cep, and ζ Gem have since been revised (e.g., Majaess et al. 2012a), and continued revisions are expected. Nevertheless, to avoid biasing the analysis, distances are computed using a Wesenheit function tied solely to the Benedict et al. (2007) data. The resulting distances are 1.9 kpc, 1.8 kpc, and 1.4 kpc for V340 Nor, QZ Nor (first overtone), and GU Nor (fundamental) ac-

⁵ $\sigma_{\bar{x}}$ and σ are the standard error and standard deviation, respectively.

⁶The three Cepheids are assumed to follow the velocity-distance correlation, yet there exist stars that do not (e.g., binary interactions, peculiar motions).

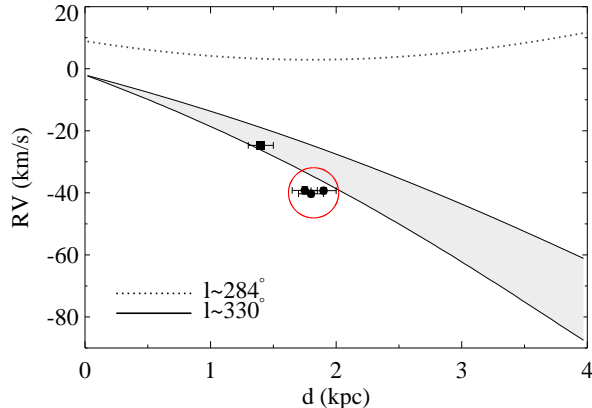


Fig. 2.— *Approximate* velocity-distance profiles for sight-lines toward NGC 6067 ($\ell \sim 330^\circ$) and Westerlund 2 ($\ell \sim 284^\circ$). The sight-line toward NGC 6067 exhibits a steep velocity-distance gradient ($\sim -16 \pm 3$ km/s/kpc), whereas the opposite is true for Westerlund 2. Radial velocities for stars in the field of NGC 6067 can be used to estimate *relative* distances. A spread in potential solutions for the NGC 6067 sight-line is presented, however, shortcomings endemic to the (crude) Galactic rotation model adopted were ignored. GU Nor (square) is offset from the group encompassed by the red circle, which includes QZ Nor, NGC 6067, and V340 Nor. The Cepheid distances plotted stem from the Wesenheit function, while the cluster distance is tied to the isochrone fit in Fig. 5.

cordingly (formal uncertainties are on the order of ± 0.1 kpc). Photometry used to compute those distances was taken from the compilation of Berdnikov et al. (2000) and Berdnikov (2008).

The Wesenheit distances are sensitive to the pulsation mode adopted. V340 Nor ($P \sim 11^d$) is a fundamental mode pulsator, since overtone pulsators terminate near 7^d in the Magellanic Clouds (Welch et al. 1995; Soszyński et al. 2008, see the latter’s Figs. 5 & 6), and the longest-period overtone pulsator *known* in the Galaxy may be V440 Per (7.57^d , Baranowski et al. 2009). For QZ Nor ($P \sim 4^d$) the matter is more complicated. The lightcurve describing QZ Nor is sinusoidal-like (Fig. 3), which is often argued to be a signature of overtone pulsation (Simon & Lee 1981; Gieren 1982, and discussion therein). SU Cas also features a sinusoidal-like lightcurve (Fig. 3), and is constrained to be an overtone pulsator via its membership in Alessi 95 (Turner et al. 2012; Majaess et al. 2012a, see also Gieren 1976, 1982). Indeed, the *majority* of Magellanic Cloud Cepheids exhibiting sinusoidal-like lightcurves occupy the Wesenheit locus tied to overtone pulsators. However, there are instances (owing to photometric contamination, peculiarities, or otherwise) whereby sinusoidal-like Magellanic Cloud Cepheids lie on the Wesenheit ridge tied to fundamental mode Cepheids. There ex-

ists also the cases of the enigmatic Galactic Cepheids FF Aql and Polaris, which some argue to be fundamental mode pulsators despite displaying sinusoidal-like lightcurves. The Benedict et al. (2007) HST parallax implies that FF Aql is a fundamental mode pulsator, while the Hipparcos parallax favors overtone pulsation (van Leeuwen et al. 2007). Similarly, Turner et al. (2013) argue on the basis of spectroscopic line ratios that Polaris’ $\log g$ value is indicative of fundamental mode pulsation, whereas the Hipparcos parallax supports overtone pulsation (van Leeuwen 2013). However, the velocity evidence (Fig. 1) and velocity-distance gradient (Fig. 2) constrain QZ Nor as an overtone pulsator, given its similar velocity to V340 Nor and NGC 6067. In §2.3, it is shown that new multiband photometry implies a distance for NGC 6067 of 1.75 ± 0.10 kpc, which matches the aforementioned (first-order) Wesenheit distances.

2.2. THE EXTENT OF NGC 6067

QZ Nor lies $20'$ from the center of NGC 6067, and that separation has helped fuel concerns toward adopting the Cepheid as a calibrator. The cluster’s extent was evaluated as follows. 2MASS data were used for the analysis since the cluster’s brighter B-type stars, which rise prominently above the field in the color-magnitude diagram, are saturated in the deeper VVV data. The B-stars emerge over the field population partly because of the IMF (initial mass function), which dictates that such stars are rare relative to later-type stars. Later-type cluster dwarfs are typically more difficult to separate from field stars. Thus to construct the radial profile, and increase the contrast with the background population, only earlier B-type stars were used. BV data were not examined since that photometry is restricted to a smaller field of view, whereas 2MASS is all-sky.

An analysis of the 2MASS data reveals that the cluster exhibits both a sizable demographic and extent (Fig. 4). The richness of the cluster ensures that the statistics are sufficient to extract solid conclusions. At the position of QZ Nor, some $20'$ from cluster center, the population of NGC 6067 is larger than the background. The counts do not level-off sharply, which may indicate the breadth of the cluster’s coronal region (Kholopov 1969) and its dissolution into the field. Most star clusters dissolve into the field relatively rapidly, and don’t survive well beyond 10 Myr (e.g., disruption by Galactic tides, Lada & Lada 2003; Bonatto & Bica 2011). Clusters reaching the age of NGC 6067 are thus rare. A relatively nearby comparison field⁷ is likewise plotted in Fig. 4, which bolsters the results established for NGC 6067. Additional studies researching the coronal extent of NGC 6067 and similar clusters are warranted (Nilakshi et al. 2002; Davidge 2012). For present purposes the conclusion is that QZ Nor’s offset from the

⁷Harvard 10 (J2000 16:18:48 -54:56:00, Dias et al. 2002).

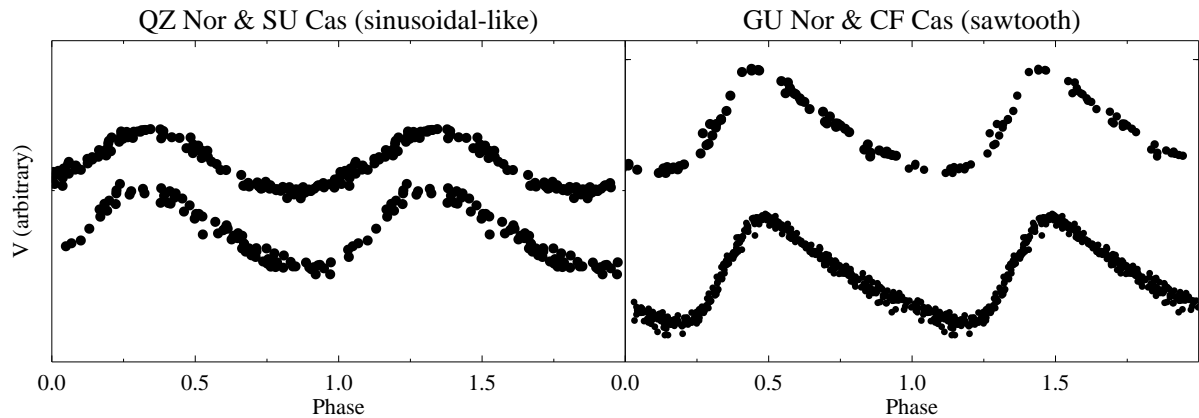


Fig. 3.— Left, lightcurves for the sinusoidal-like Cepheids QZ Nor (top) and SU Cas (bottom), which typically imply overtone pulsation. Right, GU Nor (top) and CF Cas (bottom) exhibit sawtooth shaped lightcurves, which are indicative of fundamental mode pulsation. Cluster membership for SU Cas (Alessi 95) and CF Cas (NGC 7790) constrains them as overtone and fundamental mode pulsators accordingly. The velocity evidence (Figs. 1 and 2) implies that QZ Nor and GU Nor are overtone and fundamental mode pulsators, respectively. Photometry for QZ Nor, GU Nor, and CF Cas are from Berdnikov et al. (2000) and Berdnikov (2008), while the SU Cas observations were acquired via the Abbey-Ridge Observatory (Lane 2008; Majaess et al. 2008b).

cluster center does not rule out membership. QZ Nor lies within the bounds of NGC 6067.

2.3. FUNDAMENTAL PARAMETERS FOR NGC 6067

Distance estimates for NGC 6067 exhibit a sizable spread, a partial account of which is provided below. Thackeray et al. (1962) highlight estimates dating as far back as the 1930s: 0.64 kpc (Trumpler), 0.95 kpc (Collinder), 0.751 kpc (Wallenquist), and 1.91 kpc (Shapley) (see Thackeray et al. 1962, for the references). Thackeray et al. (1962) determined the distance to NGC 6067 based on ZAMS fitting, kinematic evidence, and spectroscopic parallaxes. An average distance computed from the three methods yields 2.1 kpc, which is near the estimate advocated by Engver (1966, 1.8 kpc). Conversely, Eggen (1983) argued that NGC 6067 was 1.3 kpc distant. A convincing estimate for the distance to NGC 6067 was determined by Walker (1985). Walker (1985) provided the deepest BV color-magnitude diagram, from which a cluster distance of 1.6 kpc was inferred. More recently, Turner (2010) cites a cluster distance of 1.7 kpc based partly on 2MASS, which agrees with the distance for V340 Nor established by Storm et al. (2011) via the IRSB technique.

2.3.1. NGC 6067: PHOTOMETRY

New $BVJH$ photometry were obtained to corroborate the Walker (1985) determination. BV photometry was acquired via the 2.5m du Pont telescope, while the JH data are from the VVV survey. The former are outlined in Sturch et al. (2009), and further details will be restricted to a subsequent work. The near-infrared VVV data stem from PSF reductions described by Moni Bidin et al. (2011) and Mauro et al. (2013) (see

Soto et al. 2013, for the aperture photometry). Infrared photometry is desirable since dust extinction is less onerous than for optical observations ($A_\lambda \propto \lambda^{-\beta}$). Infrared photometry thus enables deeper surveys of the obscured Galactic disk, which has resulted in the discovery of numerous star clusters (Borissova et al. 2011; Chené et al. 2012; Majaess 2012). The impact of variations in the extinction law is also mitigated in the near-infrared, given $E(J-H) \sim 0.3 \times E(B-V)$ and $R_J \sim 2.7$ (Bonatto et al. 2004; Majaess et al. 2011, and references therein). However, employing multiband (optical+infrared) photometry is most desirable to reduce the influence of systematic errors. A comparison of a cluster’s distance inferred from optical/infrared photometry can subsequently ensue (e.g., Pismis 19, Carraro 2011; Majaess et al. 2012c).

2.3.2. NGC 6067: REDDENING

Spectral types for stars in NGC 6067 (Thackeray et al. 1962) are tabulated in WEBDA (Mermilliod & Paunzen 2003) and Skiff (2013). The resulting mean color-excess for 13 cluster stars with spectral types designated by Thackeray et al. (1962) is $E(B-V) = 0.35 \pm 0.04(\sigma)$. Intrinsic $(B-V)_0$ colors were adopted from Turner (1989, and references therein). The resulting near-infrared excess is $E(J-H) \sim 0.12$, assuming $E(J-H) \sim 0.33 \times E(B-V)$. The reddening is $E(J-H) \sim 0.14$ when using intrinsic $(J-H)_0$ colors from Straižys & Lazauskaitė (2009), together with the aforementioned Thackeray et al. (1962) stars, and stars from Skiff (2013). A mean value of $E(J-H) = 0.13$ was adopted.

The reddening and extinction laws appear to vary across the Galaxy (Carraro et al. 2012; Nataf et al. 2012). The extinction law (R_V) for $\ell \sim 330^\circ$ lies near the

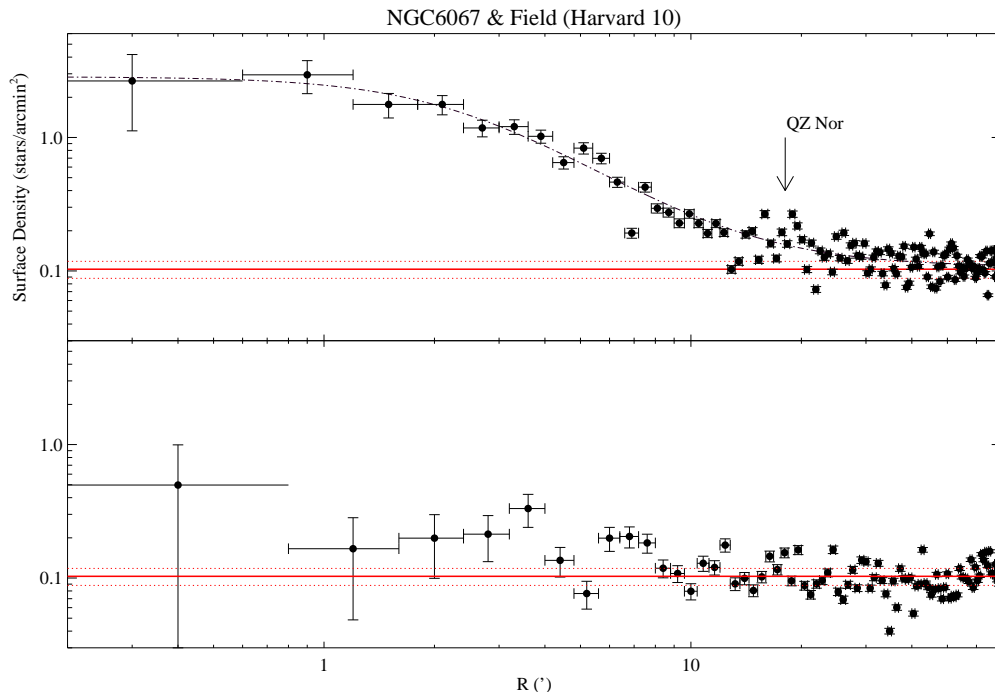


Fig. 4.— Top panel, radial profile constructed for NGC 6067 using 2MASS observations, whereby the radial separation (arcminutes) is plotted on the x-axis. V340 Nor is positioned near cluster center, while QZ Nor lies within the cluster’s corona. GU Nor is located near the right edge of the plot. Bottom panel, a comparison field (Harvard 10) underscores the extent of NGC 6067.

canonical value of $R_V \sim 3.1$, as inferred from the work of Fitzpatrick & Massa (2007) and Majaess et al. (2013-14, in preparation). The latter applied the color ratio extrapolation method to mid-infrared WISE-Spitzer data.

2.3.3. NGC 6067: DISTANCE

To determine the cluster distance an isochrone was shifted in magnitude space to match the observed data, since the color-excess was determined above and abundance estimates for the cluster Cepheids are near solar (Luck et al. 2011). Padova isochrones were used once zero-pointed to the distance scale of Majaess et al. (2011c). An empirical JHK_s main-sequence calibration was established by Majaess et al. (2011c) using deep 2MASS photometry and revised Hipparcos parallaxes (van Leeuwen 2007) for nearby stars ($d < 25$ pc). The infrared calibration is comparatively insensitive to stellar age and $[\text{Fe}/\text{H}]$, and is anchored to seven benchmark open clusters that exhibit matching JHK_s and revised Hipparcos distances (van Leeuwen 2009; Majaess et al. 2011c). The objective was to avoid deriving distances to Cepheid clusters using a single benchmark cluster (i.e., the Pleiades), and thus introduce a potential systematic uncertainty into the Cepheid calibration since the Pleiades distance is contested (van Leeuwen 2009; Majaess et al. 2011c; de Grijs 2012, and references therein). A visual fit yields a near-infrared distance of $d = 1.75 \pm 0.10$ kpc for NGC 6067, and the optical data provide an analogous result to within the uncertainties.

The *VVV* data were supplemented by 2MASS observations at the bright end. Red giants sharing the Cepheids’ velocities (Mermilliod et al. 2008) were likewise added to the color-magnitude diagrams. The isochrone fit and uncertainties were established via the traditional visual approach (e.g., Carraro & Munari 2004; Bonatto & Bica 2010), and the latter represents the limit where a mismatch is clearly perceived. Paunzen & Netopil (2006, and references therein) note that errors tied to isochrone fitting via computer algorithms are comparable to those associated with the traditional approach. The deep photometry provided reliable anchor points to facilitate the isochrone fitting. The present result is smaller than the cluster distance advocated by Thackeray et al. (1962, $d \simeq 2.1 \pm 0.3$ kpc), and in closer agreement with the Walker (1985) result ($d = 1.62 \pm 0.07$ kpc). An age of $\log \tau = 7.90 \pm 0.15$ appears to match the cluster’s B-type and red giant members.

NGC 6067 is not the only cluster to host multiple Cepheids. For example, three Cepheids are members of NGC 7790 (Pedreros et al. 1984; Matthews et al. 1995), and Efremov (2003) noted that NGC 1958 (LMC) features 6-9^d Cepheids. Yet NGC 6067 exhibits the largest period spread among its Cepheid constituents. The $\Delta P_0 \sim 6^{\text{d}}$ offset between QZ Nor and V340 Nor is admittedly concerning since a period-age relation exists (Efremov 2003; Turner et al. 2012). However, Bono et al. (2005) argued that the age offset between QZ Nor and V340 Nor could be mitigated by using a period-

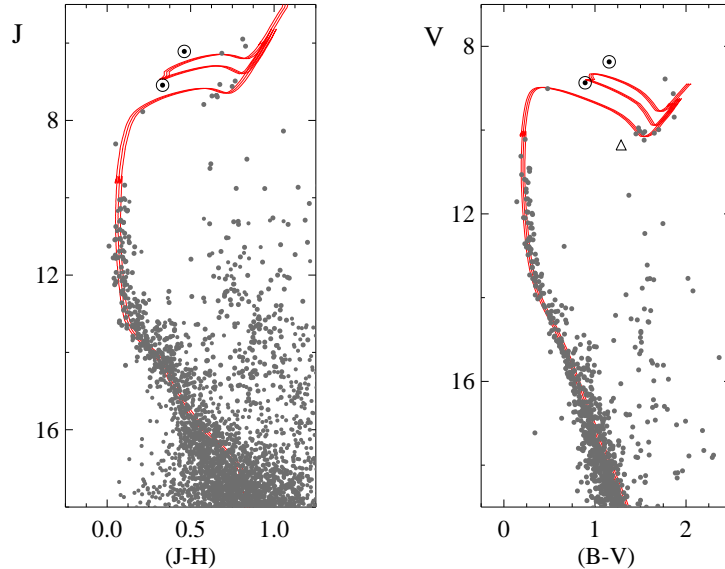


Fig. 5.— New $BVJH$ photometry was used to constrain the distance for NGC 6067. A Padova isochrone fit to cluster stars yields $d = 1.75 \pm 0.10$ kpc and $\log \tau = 7.90 \pm 0.15$, once shifted by the mean color-excess. The circled dots represent QZ Nor and V340 Nor (brighter object), while the open triangle represents GU Nor. Left, near-infrared color-magnitude diagram constructed using *VVV*/*2MASS* photometry, while the plot on the right features optical data from the du Pont telescope and Mermilliod et al. (2008).

age-color relation derived from models, and the reader is referred to that study for details. Bono et al. (2005) concluded that the age spread is reduced from 44 Myr (period-age) to 23 Myr (period-age-color). The period difference between GU Nor ($P \sim 3^{\text{d}}.5$) and V340 Nor is sizable (8^{d}). The period-age relationships of Efremov (2003) and Turner et al. (2012) imply that GU Nor is $\tau \sim 134$ Myr (Table 1), which is older than the cluster and other Cepheids (e.g., V340 Nor). *Taken as a whole*, the suite of evidence suggests that GU Nor is a member of the field population and not bound to NGC 6067.

3. CONCLUSION AND FUTURE RESEARCH

A multi-faceted approach undertaken implies that V340 Nor and QZ Nor are members of NGC 6067, whereas GU Nor is likely a foreground star. Radial velocities for the two former Cepheids and cluster agree within 1 km/s, whereas GU Nor is discrepant (Fig. 1). The predicted velocity-distance correlation inferred from Galactic rotation yields a steep gradient for the NGC 6067 sight-line ($\ell \sim 330^\circ$, Fig. 2), indicating that radial velocities are a reliable (relative) distance indicator. Hence, objects sharing common velocities are nearly equidistant (i.e., QZ Nor/V340 Nor/NGC 6067, Figs. 1, 2). The radial extent of NGC 6067 was mapped using *2MASS* (Fig. 4), and it was demonstrated that QZ Nor lies within the cluster boundary, particularly when the cluster’s corona and dissolution into the field are considered. New $BVJH$ photometry was employed to deter-

mine a precise distance to NGC 6067 ($d = 1.75 \pm 0.10$ kpc), which matches Wesenheit distances computed for QZ Nor and V340 Nor using the Benedict et al. (2007) calibration (§2.1). In sum, the conclusions derived here support prior assertions by Walker (1985) and Coulson & Caldwell (1985) concerning the membership status of the aforementioned Cepheids. QZ Nor is a cluster Cepheid that can help anchor the distance scale. GU Nor is likely a member of the field population and not bound to NGC 6067, as indicated by the Cepheid’s radial velocity, Wesenheit distance, and age.

The present analysis would benefit from new high-resolution spectra for numerous cluster members. Those spectra would permit a more reliable determination of the dust properties and cluster color-excess. Furthermore, spectra and UBV photometry are needed for bright B-stars in close proximity to QZ Nor, in order to determine that Cepheid’s reddening. Mean reddening estimates compiled for V340 Nor and QZ Nor by Fouqué et al. (2007) imply that there is a $\Delta E(B - V) \sim 0.07$ differential offset between the Cepheids, a result that would benefit from independent confirmation. Assessing the period evolution of the Cepheids will likewise be beneficial (Turner et al. 2006; Neilson et al. 2012b), as the analysis can independently confirm that V340 Nor and QZ Nor lie in separate crossing modes (Fig. 5). Preliminary efforts to ascertain the period evolution of QZ Nor/V340 Nor were marred by a short temporal baseline (the Cepheids were discovered relatively recently, Eggen

TABLE 1
ESTIMATED AGES FOR THE CEPHEIDS (MYR)

ID	τ (E03) ¹	τ (T12) ¹	τ (B05) ²	τ (B05) ²
QZ Nor	106	91	84	74
V340 Nor	65	52	40	51
GU Nor	141	126

¹Results from the period-age relations of Efremov (2003, E03) and Turner (2012, T12). The standard deviation deduced from all age estimates for QZ Nor and V340 Nor is $\sigma_\tau \sim 12$ Myr (see also Figs. 3 and 8 in Bono et al. 2005).

²The model-based results from Bono et al. (2005, B05) were copied verbatim from their Table 9. However, a minor typographical error appears to exist with the root expressions in their Table 6, as the final values in Table 9 were not reproducible. Thus no ages are cited for GU Nor granted the star was not analyzed in that study (however see Figs. 3 and 8 in B05). The period-age and period-age-color results deduced by B05 for QZ Nor and V340 Nor are stated in the 4th and 5th columns of the present table, respectively.

1983). A sizable temporal baseline is required to separate a Cepheid’s long-term secular changes in period owing to stellar evolution, from short-term variations stemming from binarity or random and unknown behavior. The Harvard College Observatory houses photographic plates featuring QZ Nor that date back to the 19th century. Visual estimates from those plates will be needed unless surveyed by DASCH, which is a project aimed at digitizing the Harvard collection (Grindlay et al. 2012). However, QZ Nor and V340 Nor are small-amplitude Cepheids (Klagyivik & Szabados 2009), which will exacerbate the uncertainties.

Lastly, despite recent gains in bolstering the short and intermediate period regimes of the Galactic Cepheid calibration, considerable effort remains to constrain the long-period domain. A well-sampled calibration featuring long-period Cepheids is desirable, as remote extragalactic Cepheids observed using HST/LBT typically exhibit periods greater than 10 days (Shappee & Stanek 2011; Gerke et al. 2011), as their shorter-period counterparts are fainter. A well-sampled long-period cluster Cepheid calibration would likewise foster stronger constraints on the p -factor, which is used to establish IRSB distances (Gieren et al. 2005b; Storm et al. 2011; Ngeow et al. 2012; Joner & Laney 2012; Neilson et al. 2012b). A multi-object fiber-fed spectrograph can survey numerous stars surrounding long-period Cepheids, and automated methods can classify the resulting sample and establish spectroscopic parallaxes (Manteiga et al. 2009; Mugnes & Robert 2013). Those parallaxes could be examined for overdensities, and the resulting distance and age of the constituents compared to first-order predictions for the target Cepheid. Majaess et al. (2011b) and Majaess et al. (2012b) also highlighted approaches by which the long-period end of the Galactic calibration could be confirmed. The former noted that long-

period Cepheids in the Galaxy’s spiral arms could be used to calibrate Leavitt’s law, while the latter demonstrated that X-ray observations (e.g., XMM-Newton ID 0603740501, PI Guinan) are helpful for establishing precise distances to nearby clusters hosting Cepheids⁸ (e.g., Alessi 95). X-ray observations are pertinent for such efforts since they facilitate the identification of stars associated with Cepheids (Evans 2011). Younger stars linked to Cepheids can be segregated from field stars along the sight-line, which are typically old slow-rotators that have become comparatively X-ray quiet. The reliability of distances established to Cepheid clusters, based on fitting evolutionary tracks to the color-magnitude diagram, is partly commensurate with the number of cluster stars identified. Obtaining X-ray data for comparatively nearby longer-period Cepheids is desirable.

Acknowledgements

DM is grateful to the following individuals and consortia whose efforts, advice, or encouragement enabled the research: Y. Efremov, H. Neilson, P. Moskalik, 2MASS (R. Cutri), A. Thackeray, A. Walker, I. Coulson, J. Caldwell, F. Kienzle, M. Metzger, M. Groenewegen, D. Bersier, F. Pont, J-C. Mermilliod, HIP (F. van Leeuwen), HST (F. Benedict, B. McArthur), OGLE (A. Udalski, I. Soszyński), G. Bono, B. Skiff, D. Balam, WEBDA (E. Paunzen, J-C. Mermilliod), W. Dias, Spitzer, WISE, CDS (F. Ochsenbein, T. Boch, P. Fernique), arXiv, and NASA ADS. WG, DG, and D. Minniti are grateful for support from the BASAL Centro de Astrofísica y Tecnologías Afines (CATA) PFB-06/2007.

REFERENCES

- Anderson, R. I., Eyer, L., & Mowlavi, N. 2012, arXiv:1212.5119
 An, D., Terndrup, D. M., & Pinsonneault, M. H. 2007, ApJ, 671, 1640
 Baranowski, R., Smolec, R., Dimitrov, W., et al. 2009, MNRAS, 396, 2194
 Benedict, G. F., McArthur, B. E., Feast, M. W., et al. 2007, AJ, 133, 1810
 Berdnikov, L. N., Dambis, A. K., & Vozyakova, O. V. 2000, A&A, 143, 211
 Berdnikov, L. N. 2008, VizieR Online Data Catalog, 2285, 0

⁸Recent observations imply that Cepheids are X-ray (low flux) emitters (Engle & Guinan 2012).

- Bersier, D., Burki, G., Mayor, M., & Duquennoy, A. 1994, *A&AS*, 108, 25
- Bonatto, C., Bica, E., & Girardi, L. 2004, *A&A*, 415, 571
- Bonatto, C., & Bica, E. 2010, *A&A*, 516, A81
- Bonatto, C., & Bica, E. 2011, *MNRAS*, 415, 2827
- Bono, G., Marconi, M., Cassisi, S., et al. 2005, *ApJ*, 621, 966
- Bono, G., Inno, L., Matsunaga, N., et al. 2013, arXiv:1301.3147
- Borissova, J., Bonatto, C., Kurtev, R., et al. 2011, *A&A*, 532, A131
- Carraro, G., & Munari, U. 2004, *MNRAS*, 347, 625
- Carraro, G. 2011, *A&A*, 536, A101
- Carraro, G., Turner, D., Majaess, D., & Baume, G. 2012, arXiv:1209.2080
- Chené, A.-N., Borissova, J., Clarke, J. R. A., et al. 2012, *A&A*, 545, A54
- Coulson, I. M., & Caldwell, J. A. R. 1985, *MNRAS*, 216, 671
- Cutri, R. M., Skrutskie, M. F., van Dyk, S., et al. 2003, *VizieR Online Data Catalog*, 2246, 0
- Davidge, T. J. 2012, *ApJ*, 761, 155
- de Grijs, R. 2012, Advancing the physics of cosmic distances, IAU XXVIIIth General Assembly, Beijing (China), August 2012, Symposium 289, ed. R. de Grijs (Cambridge: CUP), p. 351 (arXiv:1209.6529)
- Dias, W. S., Alessi, B. S., Moitinho, A., & Lépine, J. R. D. 2002, *A&A*, 389, 871
- Efremov, Y. N. 2003, *Astronomy Reports*, 47, 1000
- Eggen, O. J. 1983, *AJ*, 88, 379
- Engle, S. G., & Guinan, E. F. 2012, *Journal of Astronomy and Space Sciences*, 29, 181
- Engver, N. 1966, *Arkiv for Astronomi*, 4, 53
- Evans, N. R. 2011, arXiv:1112.1046
- Fitzpatrick, E. L., & Massa, D. 2007, *ApJ*, 663, 320
- Fouque, P., & Gieren, W. P. 1997, *A&A*, 320, 799
- Fouqué, P., Arriagada, P., Storm, J., et al. 2007, *A&A*, 476, 73
- Freedman, W. L., & Madore, B. F. 2010, *ARA&A*, 48, 673
- Frinchaboy, P. M., & Majewski, S. R. 2008, *AJ*, 136, 118
- Gerke, J. R., Kochanek, C. S., Prieto, J. L., Stanek, K. Z., & Macri, L. M. 2011, *ApJ*, 743, 176
- Gieren, W. 1976, *A&A*, 47, 211
- Gieren, W. 1982, *PASP*, 94, 960
- Gieren, W. P., Welch, D. L., Mermilliod, J.-C., Matthews, J. M., & Hertling, G. 1994, *AJ*, 107, 2093
- Gieren, W., Pietrzynski, G., Bresolin, F., et al. 2005 (a), *The Messenger*, 121, 23
- Gieren, W., Storm, J., Barnes, T. G., III, et al. 2005 (b), *ApJ*, 627, 224
- Gieren, W., Pietrzyński, G., Nalewajko, K., et al. 2006, *ApJ*, 647, 1056
- Gieren, W., Storm, J., Nardetto, N., et al. 2013, *IAU Symposium*, 289, 138
- Grindlay, J., Tang, S., Los, E., & Servillat, M. 2012, *IAU Symposium*, 285, 29
- Groenewegen, M. A. T. 2013, *A&A*, 550, A70
- Inno, L., Matsunaga, N., Bono, G., et al. 2013, *ApJ*, 764, 84
- Klagyivik, P., & Szabados, L. 2009, *A&A*, 504, 959
- Kholopov, P. N. 1969, *Soviet Ast.*, 12, 625
- Kienzle, F., Moskalik, P., Bersier, D., & Pont, F. 1999, *A&A*, 341, 818
- Kodric, M., Riffeser, A., Hopp, U., et al. 2013, arXiv:1301.6170
- Kudritzki, R.-P., Urbaneja, M. A., Gazak, Z., et al. 2012, *ApJ*, 747, 15
- Joner, M. D., & Laney, C. D. 2012, *AAS/Division of Dynamical Astronomy Meeting*, 43, #09.02
- Lada, C. J., & Lada, E. A. 2003, *ARA&A*, 41, 57
- Lane, D. J. 2008, *JAAVSO*, 36, 143
- Luck, R. E., Andrievsky, S. M., Kovtyukh, V. V., Gieren, W., & Graczyk, D. 2011, *AJ*, 142, 51
- Macri, L. M., & Riess, A. G. 2009, *American Institute of Physics Conference Series*, 1170, 23
- Majaess, D. J., Turner, D. G., & Lane, D. J. 2008 (a), *MNRAS*, 390, 1539
- Majaess, D. J., Turner, D. G., Lane, D. J., & Moncrieff, K. E. 2008 (b), *JAAVSO*, 36, 90
- Majaess, D. 2010, *Acta Astron.*, 60, 55
- Majaess, D., Turner, D., Moni Bidin, C., et al. 2011 (a), *ApJL*, 741, L27
- Majaess, D., Turner, D., & Gieren, W. 2011 (b), *ApJL*, 741, L36
- Majaess, D. J., Turner, D. G., Lane, D. J., & Krajci, T. 2011 (c), *JAAVSO*, 39, 219
- Majaess, D., Turner, D. G., Gallo, L., et al. 2012 (a), *ApJ*, 753, 144
- Majaess, D., Turner, D., Gieren, W., Balam, D., & Lane, D. 2012 (b), *ApJ*, 748, L9
- Majaess, D., Turner, D., Moni Bidin, C., et al. 2012 (c), *A&A*, 537, L4
- Majaess, D. 2012, *Ap&SS*, 424
- Malkin, Z. 2013, arXiv:1301.7011
- Manteiga, M., Carricajo, I., Rodríguez, A., Dafonte, C., & Arcay, B. 2009, *AJ*, 137, 3245
- Matthews, J. M., Gieren, W. P., Mermilliod, J.-C., & Welch, D. L. 1995, *AJ*, 110, 2280
- Matsunaga, N. 2012, *Ap&SS*, 341, 93
- Mauro, F., Moni Bidin, C., Chené, A.-N., et al. 2013, arXiv:1303.1824
- Mermilliod, J.-C., & Paunzen, E. 2003, *A&A*, 410, 511
- Mermilliod, J. C., Mayor, M., & Udry, S. 2008, *A&A*, 485, 303
- Metzger, M. R., Caldwell, J. A. R., & Schechter, P. L. 1992, *AJ*, 103, 529
- Minniti, D., Lucas, P. W., Emerson, J. P., et al. 2010, *New A*, 15, 433
- Minniti, D., Clariá, J. J., Saito, R. K., et al. 2011, *Boletín de la Asociación Argentina de Astronomía La Plata Argentina*, 54, 265
- Moffett, T. J., & Barnes, T. G., III 1986, *MNRAS*, 219, 45P
- Moni Bidin, C., Mauro, F., Geisler, D., et al. 2011, *A&A*, 535, A33
- Moni Bidin, C., et al. 2013, submitted.
- Monson, A. J., Freedman, W. L., Madore, B. F., et al. 2012, *ApJ*, 759, 146
- Mugnes, J.-M., & Robert, C. 2013, *Astronomical Society of the Pacific Conference Series*, 465, 256
- Nataf, D. M., Gould, A., Fouqué, P., et al. 2012, submitted arXiv:1208.1263
- Neilson, H. R., Langer, N., Engle, S. G., Guinan, E., & Izzard, R. 2012 (a), *ApJ*, 760, L18
- Neilson, H. R., Nardetto, N., Ngeow, C.-C., Fouqué, P., & Storm, J. 2012 (b), *A&A*, 541, A134
- Ngeow, C.-C. 2012, *ApJ*, 747, 50
- Ngeow, C.-C., Neilson, H. R., Nardetto, N., & Marengo, M. 2012, *A&A*, 543, A55
- Nilakshi, Sagar, R., Pandey, A. K., & Mohan, V. 2002, *A&A*, 383, 153
- Paunzen, E., & Netopil, M. 2006, *MNRAS*, 371, 1641
- Pedreras, M., Madore, B. F., & Freedman, W. L. 1984, *ApJ*, 286, 563
- Pont, F., Mayor, M., & Burki, G. 1994, *A&A*, 285, 415
- Saito, R. K., Hempel, M., Minniti, D., et al. 2012, *A&A*, 537, A107
- Shappee, B. J., & Stanek, K. Z. 2011, *ApJ*, 733, 124
- Simon, N. R., & Lee, A. S. 1981, *ApJ*, 248, 291
- Skiff, B., 2013, *General Catalogue of Stellar Spectral Classifications*, VizieR catalog.
- Soszyński, I., et al. 2008, *Acta Astronomica*, 58, 163
- Soto, M., et al. 2013, submitted.
- Storm, J., Gieren, W., Fouqué, P., et al. 2011, *A&A*, 534, A94
- Straižys, V., & Lazauskaitė, R. 2009, *Baltic Astronomy*, 18, 19
- Sturch, L., Madore, B., & Freedman, W. 2009, *American Astronomical Society Meeting Abstracts #214*, 214, #421.01
- Szabados, L. 2003, *Information Bulletin on Variable Stars*, 5394, 1
- Tammann, G. A., & Reindl, B. 2012, arXiv:1211.4655
- Thackeray, A. D., Wesselink, A. J., & Harding, G. A. 1962, *MNRAS*, 124, 445
- Turner, D. G. 1989, *AJ*, 98, 2300
- Turner, D. G., Abdel-Sabour Abdel-Latif, M., & Berdnikov, L. N. 2006, *PASP*, 118, 410
- Turner, D. G. 2010, *Ap&SS*, 326, 219
- Turner, D. G., Majaess, D. J., Lane, D. J., Rosvick, J. M., & Henden, A. B. D. 2010, *Odessa Astronomical Publications*, 23, 119
- Turner, D. G. 2012, *JAAVSO*, 40, 502
- Turner, D. G., Majaess, D. J., Lane, D. J., et al. 2012, *MNRAS*, 422, 2501
- Turner, D. G., Kovtyukh, V. V., Usenko, I. A., & Gorlova, N. I. 2013, *ApJ*, 762, L8
- van Leeuwen, F., Feast, M. W., Whitelock, P. A., & Laney, C. D. 2007, *MNRAS*, 379, 723
- van Leeuwen, F. 2007, *A&A*, 474, 653
- van Leeuwen, F. 2009, *A&A*, 497, 209
- van Leeuwen, F. 2013, *A&A*, 550, L3
- Walker, A. R. 1985, *MNRAS*, 214, 45
- Warren, P. R. 1977, *MNRAS*, 178, 21P
- Welch, D. L., Alcock, C., Bennett, D. P., et al. 1995, *IAU Colloq. 155: Astrophysical Applications of Stellar Pulsation*, 83, 232