

Invariant characterization of the growing and decaying density modes in LTB dust models.

Roberto A. Sussman

Instituto de Ciencias Nucleares, Universidad Nacional Autónoma de México (ICN-UNAM), A. P. 70-543, 04510 México D. F., México.

E-mail: †sussman@nucleares.unam.mx

Abstract. We obtain covariant expressions that generalize the growing and decaying density modes of linear perturbation theory of dust sources by means of the exact density perturbation from the formalism of quasi-local scalars associated to weighed proper volume averages in LTB dust models. The relation between these density modes and theoretical properties of generic LTB models is thoroughly studied by looking at the evolution of the models through a dynamical system whose phase space is parametrized by variables directly related to the modes themselves. The conditions for absence of shell crossings, as well as sign conditions on the modes, become interrelated fluid flow preserved constraints that define phase space invariant subspaces. In the general case (both density modes being nonzero) the evolution of phase space trajectories exhibits the expected dominance of the decaying/growing in the early/late evolution times defined by past/future attractors characterized by asymptotic density inhomogeneity. In particular, the growing mode is also dominant for collapsing layers that terminate in a future attractor associated with a “Big Crunch” singularity, which is qualitatively different from the past attractor marking the “Big Bang”. Suppression of the decaying mode modifies the early time evolution, with phase space trajectories emerging from an Einstein–de Sitter past attractor associated with homogeneous conditions. Suppression of the growing mode modifies the late time evolution as phase space trajectories terminate in future attractors associated with homogeneous states. General results are obtained relating the signs of the density modes and the type of asymptotic density profile (clump or void). A critical review is given of previous attempts in the literature to define these density modes for LTB models.

PACS numbers: 98.80.-k, 04.20.-q, 95.36.+x, 95.35.+d

1. Introduction.

The spherically symmetric Lemaître–Tolman–Bondi (LTB) dust models [1] are a valuable tool to examine non-linear non-perturbative relativistic effects of cosmological and astrophysical self-gravitating systems by means of mathematically tractable methods (see the comprehensive reviews in [2, 3, 4, 5, 6]). They have been used as toy models in a wide variety of contexts: structure formation and late time cosmological inhomogeneities [7, 8], “void models” fitting cosmological observations without resorting to dark energy (see reviews in [4, 9]), testing averaging formalisms [10, 11, 12, 13, 14], cosmic censorship [15, 16] and even in quantum gravity [17].

The standard original set of metric variables is still used in most applications, as can be seen in the various book reviews [2, 3, 4], though void models often use different forms of “FLRW lookalike” variables that generalize FLRW observable parameters. Other alternative variables are the “quasi-local” (or “q-scalars”), associated with the weighed proper volume average of covariant scalars on comoving domains [18, 19], and successfully used in previous literature to undertake various theoretical issues: a dynamical systems approach to the models [20, 21], the asymptotic behavior of covariant scalars in the radial direction [22], the evolution of radial profiles and void formation [23], back-reaction and “effective” acceleration in the context of Buchert’s formalism [12, 13, 14] and even to study dark energy sources compatible with the LTB metric [24, 25]. As shown in [18, 19], the “FLRW lookalike” variables in void models are q-scalars, and the latter together with and their associated fluctuations and perturbations are coordinate independent objects related to curvature and kinematic scalars, providing as well a complete representation of the dynamics of the models as “exact perturbations” on an FLRW abstract background defined by the q-scalars themselves (which satisfy FLRW time evolution laws).

An essential feature in linear perturbation theory of dust sources is the identification of decaying and growing density modes that are, respectively, dynamically dominant in the early and late stages of the evolution. Exact non-linear generalization of these perturbation modes were first obtained for LTB models by Silk [26] and re-derived by Krasinski and Plebanski [3]. However, these authors merely identified special initial conditions that define the “amplitudes” of the modes (and allow to “switch” them on or off), without carrying on any further analysis. More recently, Wainwright and Andrews [27] obtained expressions for the density modes by attempting to express a metric function as the sum of these modes along the lines of the “Goode-Wainwright” variables of Szekeres models. However, their key results are misleading because these authors did not consider fully general LTB models. A critical review of all this literature is given in Appendix A.

In the present article we extend and enhance all previous work described and summarized in the previous two paragraphs by taking advantage of the fact that the q-scalar perturbations define a self-consistent covariant perturbation formalism [19] that is analogous (and fully equivalent, as far as LTB models are concerned) to the 1+3 perturbation formalism of Ellis, Bruni, Dunsby and van Elst [28, 29, 30, 31, 32, 33]. Therefore, instead of the metric ansatz used in [27], the density growing and decaying modes are obtained from the q-scalar exact density perturbation, which has a clear covariant meaning in terms of the invariant ratio of Weyl to Ricci scalar scalar curvatures [18]. The resulting expressions for the modes are exact, fully analytic and coordinate independent, and their “amplitudes” are quantities conserved by the fluid flow. These expressions are also far less complicated and easier to handle than

the expressions based on the fractional comoving density gradient that were used in previous work [3, 26, 27]. As a consequence, the density modes are useful to achieve a deeper understanding of various important theoretical features of the models, such as analytic solutions, simultaneity of the big bang singularity, regularity conditions for absence of shell crossings and radial profiles of the density and other covariant scalars. The effects of these modes in the dynamics of the models is best examined through a suitable dynamical system approach that unravels the connection between early/late time asymptotic inhomogeneous states and the dominance of the decaying/growing mode. This dynamical system also allows us to examine the dynamical effects of the suppression of either mode, showing that suppression of the decaying (or growing) mode leads to an invariant subspace characterized by asymptotic early (or late) time homogeneous states.

The section by section content of the article is given as follows. We provide in sections 2 and 3 the basic necessary background material: the description of LTB models in terms of q -scalars and their perturbations defined in an initial value parametrization of the metric and the analytic solutions expressed as constraints linking the proper time length along comoving worldlines (a q -scalar in itself) and any two basic q -scalars. By considering the exact analytic form of the density perturbation, we obtain in section 4 exact coordinate independent expressions for the density growing and decaying modes, which are shown in section 5 to reduce to the familiar expressions of linear perturbations theory in the linear limit. We introduce in section 6 a dynamical system such that the evolution of the models follows as trajectories in a 3-dimensional phase space parametrized by bounded variables directly related to the modes themselves. We analyze in sections 7 and 8 the phase space evolution of hyperbolic and elliptic models in the general case when both modes are nonzero, while the cases when the decaying or growing modes are suppressed are examined in sections 9 and 10. In sections 11 and 12 we examine the connection between the inhomogeneity of the models (as deviation from FLRW conditions) and the phase space evolution of the perturbations and invariant curvature and kinematic scalars associated with them. Appendix A provides a critical review of previous literature on the density modes [3, 26, 27] and in Appendix B we provide the forms of the metric and basic dynamical variables in terms of the standard original variables of the models.

2. LTB models, q -scalars and their perturbations.

2.1. An initial value parametrization.

We shall describe the models by the following FLRW “look alike” line element (the metric in the traditional variables is shown for reference in Appendix B):

$$ds^2 = -dt^2 + a^2 \left[\frac{\Gamma^2 dr^2}{1 - \mathcal{K}_{q0} r^2} + r^2 (d\vartheta^2 + \sin^2 \vartheta d\varphi^2) \right], \quad (1)$$

$$\Gamma \equiv 1 + \frac{ra'}{a}, \quad a' \equiv \frac{\partial a}{\partial r}, \quad (2)$$

$$\dot{a}^2 = \left(\frac{\partial a}{\partial t} \right)^2 = \frac{8\pi}{3} \frac{\rho_{q0}}{a} - \mathcal{K}_{q0}, \quad (3)$$

where we have set $G = c = 1$, with $a = a(t, r)$ and $\mathcal{K}_{q0}(r) = \mathcal{K}_q(t_0, r)$, $\rho_{q0}(r) = \rho_q(t_0, r)$ (the functions ρ_q , \mathcal{K}_q are defined further ahead in (10)–(11) and the subindex

$_0$ will denote henceforth evaluation at a fixed arbitrary $t = t_0$ with $a_0 = \Gamma_0 = 1$). The analytic solutions of the Friedman equation (3) can be given in the well known parametric forms:

$$\textbf{Parabolic: } \mathcal{K}_{q0} = 0, \quad a = [2\mu_{q0}]^{1/3} \eta^2, \quad t - t_{\text{bb}} = \frac{2}{3} \eta^3, \quad (4a)$$

$$\textbf{Elliptic: } \mathcal{K}_{q0} > 0, \quad a = \frac{\mu_{q0}}{\mathcal{K}_{q0}} (1 - \cos \eta), \quad t - t_{\text{bb}} = \frac{\mu_{q0}}{(\mathcal{K}_{q0})^{3/2}} (\eta - \sin \eta), \quad (4b)$$

$$\textbf{Hyperbolic: } \mathcal{K}_{q0} < 0, \quad a = \frac{\mu_{q0}}{|\mathcal{K}_{q0}|} (\cosh \eta - 1), \quad t - t_{\text{bb}} = \frac{\mu_{q0}}{|\mathcal{K}_{q0}|^{3/2}} (\sinh \eta - \eta), \quad (4c)$$

where $\mu_{q0} \equiv (4\pi/3)\rho_{q0}$ and $t_{\text{bb}} = t_{\text{bb}}(r)$ is the ‘‘Big Bang time’’ marking the coordinate locus of the expanding curvature singularity $a(t, r) = 0$. \ddagger The covariant scalars and proper tensors characterizing the models, as well as subsequent dynamical quantities will be given in terms of q-scalars A_q and their perturbations $\delta^{(A)}$ and initial value functions defined for every scalar A by the following correspondence rules: \S .

$$A_q = \frac{\int_0^r A a^3 \Gamma \bar{r}^2 d\bar{r}}{\int_0^r a^3 \Gamma \bar{r}^2 d\bar{r}}, \quad A_{q0} = A_q(t_0, r) = \frac{\int_0^r A_0 \bar{r}^2 d\bar{r}}{\int_0^r \bar{r}^2 d\bar{r}}, \quad (5)$$

$$\delta^{(A)} = \frac{A - A_q}{A_q} = \frac{r}{3\Gamma} \frac{A'_q}{A_q}, \quad \delta_0^{(A)} = \delta^{(A)}(t_0, r) = \frac{A_0 - A_{q0}}{A_{q0}} = \frac{r A'_{q0}}{3A_{q0}}, \quad (6)$$

leading to:

Rest mass density (ρ) Hubble scalar (\mathcal{H}) and spatial curvature (\mathcal{K}): \parallel

$$\rho = \frac{(\rho_{q0} r^3)'}{3a^3 \Gamma r^2} = \rho_q (1 + \delta^{(\rho)}), \quad (7)$$

$$\mathcal{K} \equiv \frac{\mathcal{R}^{(3)}}{6} = \frac{(\mathcal{K}_{q0} r^2 a)'}{3a^3 \Gamma r^2} = \mathcal{K}_q (1 + \delta^{(\mathcal{K})}), \quad (8)$$

$$\mathcal{H} \equiv \frac{\theta}{3} = \frac{[a^3 \Gamma r^2]'}{3a^3 \Gamma r^2} = \mathcal{H}_q (1 + \delta^{(\mathcal{H})}), \quad (9)$$

where $\rho_q, \mathcal{H}_q, \mathcal{K}_q$ and $\delta^{(\rho)}, \delta^{(\mathcal{K})}, \delta^{(\mathcal{H})}$ are the q-scalars and perturbations associated with $\rho, \mathcal{H}, \mathcal{K}$ and obtained through (5) and (6):

$$\rho_q = \frac{\rho_{q0}}{a^3}, \quad 1 + \delta^{(\rho)} = \frac{1 + \delta_0^{(\rho)}}{\Gamma}, \quad (10)$$

$$\mathcal{K}_q = \frac{\mathcal{K}_{q0}}{a^2}, \quad \frac{2}{3} + \delta^{(\mathcal{K})} = \frac{2/3 + \delta_0^{(\mathcal{K})}}{\Gamma}, \quad (11)$$

\ddagger Parabolic and hyperbolic layers perpetually expand and elliptic layers expand/collapse. We assume henceforth that $\mathcal{K}_{q0} = \mathcal{K}_{q0}(r)$ is either positive, negative or zero for all r , though models whose layers have different kinematics follow by choosing \mathcal{K}_{q0} that changes sign in specific ranges of r (see examples in [2, 3, 8, 23, 20, 21]).

\S We assume that $r = 0$ marks a symmetry center with $a(t, 0) > 0$, absence of shell crossings and a well behaved radial coordinate [22, 23]. The A_q are functions evaluated in a point-wise manner. However, the functional with the correspondence rule (5) defines a proper volume average of A with weight factor $\mathcal{F} = \sqrt{1 - \mathcal{K}_{q0} r^2}$ (the ‘‘q-average’’ $\langle A \rangle_q[r_b]$ [18]) over fixed compact spherical domains $\mathcal{D}[r]$. The $\delta^{(A)}$ yield a covariant and self-consistent perturbations formalism that is different from the standard gauge invariant [34] and the covariant 1+3 [28, 29, 30, 31, 32, 33] formalisms, and are also different from the simple ‘‘contrast’’ perturbations of astrophysical literature [3, 4, 35]. See [18, 19] for comprehensive explanation and discussion on the q-average their associated functions and perturbations.

\parallel The expansion scalar is $\theta = \tilde{\nabla}_a u^a = h_a^b \nabla_b u^a$, $\mathcal{R}^{(3)}$ is the Ricci scalar of the 3-dimensional hypersurfaces orthogonal to u^a and marked by constant t .

$$\mathcal{H}_q = \frac{\dot{a}}{a}, \quad 2\delta^{(\mathcal{H})} = \Omega_q \delta^{(\rho)} - (\Omega_q - 1)\delta^{(\mathcal{K})}, \quad (12)$$

with Ω_q and $\delta^{(\Omega)}$ given by

$$\Omega_q = \frac{8\pi\rho_q}{3\mathcal{H}_q^2} = \frac{\Omega_{q0}}{\Omega_{q0} - (\Omega_{q0} - 1)a}, \quad (13)$$

$$\delta^{(\Omega)} = (1 - \Omega_q) \left(\delta^{(\rho)} - \delta^{(\mathcal{K})} \right) = \delta^{(\rho)} - 2\delta^{(\mathcal{H})}, \quad (14)$$

where $\delta^{(\mathcal{H})}$ and $\delta^{(\Omega)}$ in (12) and (14) were obtained by applying the gradient law in (5) to (13) and to the Friedman equation (3) expressed as the constraint

$$\mathcal{H}_q^2 = \frac{8\pi}{3} \frac{\rho_{q0}}{a^3} - \frac{\mathcal{K}_{q0}}{a^2} = \mathcal{H}_{q0}^2 \left[\frac{\Omega_{q0}}{a^3} - \frac{\Omega_{q0} - 1}{a^2} \right]. \quad (15)$$

Notice that the initial value perturbations $\delta_0^{(\mathcal{H})}$ and $\delta_0^{(\Omega)}$ can be obtained from $\delta_0^{(\rho)}$ and $\delta_0^{(\mathcal{K})}$ from (6), (12) and (14). Considering the relations between q-scalars and between their perturbations, it is evident that any LTB model can be uniquely specified by selecting as free parameters any two of the following four initial value functions: ρ_{q0} , \mathcal{K}_{q0} , \mathcal{H}_{q0} , Ω_{q0} . As we show in the following section, the bang time t_{bb} is expressible in terms of any two of these primary functions.

Shear tensor and electric Weyl tensors: These tensors are expressible in terms of their eigenvalues:

$$\sigma_b^a = \Sigma \mathbf{e}_b^a, \quad \Sigma = \frac{1}{6} \mathbf{e}_{ab} \sigma^{ab} = -\frac{\dot{\Gamma}}{3\Gamma} = -(\mathcal{H} - \mathcal{H}_q) = -\mathcal{H}_q \delta^{(\mathcal{H})}, \quad (16)$$

$$E_b^a = \Psi_2 \mathbf{e}_b^a, \quad \Psi_2 = \frac{1}{6} \mathbf{e}_{ab} E^{ab} = \frac{4\pi}{3} (\rho - \rho_q) = \frac{4\pi}{3} \rho_q \delta^{(\rho)}, \quad (17)$$

where Ψ_2 is the conformal invariant in a Newman–Penrose tetrad representation and $\mathbf{e}_b^a = h_b^a - 3n^a n_b$, with $n_a = \sqrt{g_{rr}} \delta_a^r$, is the common eigenframe of all traceless spacelike symmetric tensors in Petrov type D spacetimes [30]. \P .

3. Analytic solutions as constraints among q-scalars.

In order to obtain fully determined analytic forms for the perturbations $\delta^{(A)}$ we need to relate Γ and a by means of the solutions of the Friedman equation (3) (or in its equivalent forms (15)). We consider henceforth only hyperbolic and elliptic models or regions, thus we assume that $\Omega_q \neq 1$ and $\mathcal{K}_q \neq 0$ hold for all r . The parabolic case follows as the limit $\Omega_q \rightarrow 1$ or $\mathcal{K}_q \rightarrow 0$ and discussed in section 10.

By eliminating the parameter η in the analytic solutions (4c)–(4b) we obtain $t - t_{\text{bb}}$ as a function of two q-scalars:

$$\tau_q \equiv t - t_{\text{bb}} = \tau_q(\rho_q, \mathcal{K}_q) = \tau_q(\Omega_q, \mathcal{H}_q), \quad (18)$$

hence τ_q itself is a q-scalar having an invariant meaning (from the fact that $\dot{\tau}_q = 1$): it is the total proper time (or affine parameter) length of the worldlines of comoving dust layers. The explicit form of τ_q as a function of the basic q-scalars is

hyperbolic models: $\mathcal{K}_q < 0$, $0 < \Omega_q < 1$,

$$\tau_q = \beta_q Z_q(\gamma_q) = \frac{Y_q(\Omega_q)}{\mathcal{H}_q}, \quad (19)$$

\P $\sigma_{ab} = \tilde{\nabla}_{(a} u_{b)} - \mathcal{H} h_{ab}$, $E_{ab} = u^c u^d C_{acbd}$ with C_{abcd} being the Weyl tensor.

elliptic models: $\mathcal{K}_q > 0$, $\Omega_q > 1$,

$$\tau_q = \begin{cases} \beta_q Z_q(\gamma_q) = Y_q(\Omega_q)/\mathcal{H}_q, & \text{expanding stage } \mathcal{H}_q > 0, \\ \beta_q [2\pi - Z_q(\gamma_q)] = 2\pi\beta_q - Y_q(\Omega_q)/\mathcal{H}_q, & \text{collapsing stage } \mathcal{H}_q < 0, \end{cases} \quad (20)$$

with γ_q , β_q and the functions Z_q and Y_q given by

$$\gamma_q = \frac{3|\mathcal{K}_q|}{4\pi\rho_q} = \frac{2|1 - \Omega_q|}{\Omega_q} = \gamma_{q0} a, \quad (21)$$

$$\beta_q = \frac{4\pi\rho_q}{3|\mathcal{K}_q|^{3/2}} = \frac{\Omega_q}{2|1 - \Omega_q|^{3/2}\mathcal{H}_q} = \beta_{q0} \quad \left(\Rightarrow \dot{\beta}_q = 0 \right), \quad (22)$$

$$Z_q(\gamma_q) = \epsilon \left[\sqrt{\gamma_q} \sqrt{2 + \epsilon\gamma_q} - \mathcal{A}(1 + \epsilon\gamma_q) \right], \quad (23)$$

$$Y_q(\Omega_q) = \frac{\epsilon}{|1 - \Omega_q|} \left[1 - \frac{\Omega_q}{2|1 - \Omega_q|^{1/2}} \mathcal{A} \left(\frac{2}{\Omega_q} - 1 \right) \right], \quad (24)$$

where $\epsilon = 1$, $\mathcal{A} = \text{arccosh}$ correspond to the hyperbolic case and $\epsilon = -1$, $\mathcal{A} = \text{arccos}$ to the elliptic case. Considering that $\gamma_q = \gamma_{q0}a$ follows from (21), the functional inverses of (19) and (20) yield $a = a(\tau_q)$, which is a monotonic function in τ_q for all expanding configurations (hyperbolic and elliptic). Hence, a can be used in such configurations as a measure of time evolution of all quantities.

Considering that $t_{\text{bb}} = t_{\text{bb}}(r)$, this function and its gradient t'_{bb} are readily expressible in terms of the initial value function $\tau_{q0} = t_0 - t_{\text{bb}}$ and the initial perturbation $\delta_0^{(\tau)} = (r/3)\tau'_{q0}/\tau_{q0}$, which are in turn expressible in terms of primary initial value functions and perturbations:

$$t_{\text{bb}} = t_0 - \tau_{q0} = t_0 - \beta_{q0}Z(\gamma_{q0}) = t_0 - \frac{Y_q(\Omega_{q0})}{\mathcal{H}_{q0}}, \quad (25)$$

$$\frac{r}{3}t'_{\text{bb}} = -\tau_{q0}\delta_0^{(\tau)} = -\frac{\mathcal{H}_{q0}\tau_{q0}\delta_0^{(\beta)} + \delta_0^{(\gamma)}}{\mathcal{H}_{q0}}, \quad (26)$$

with

$$\delta_0^{(\beta)} = \frac{r}{3} \frac{\beta'_{q0}}{\beta_{q0}} = \delta_0^{(\rho)} - \frac{3}{2}\delta_0^{(\mathcal{K})} = \frac{2 + \Omega_{q0}}{2(1 - \Omega_{q0})}\delta_0^{(\Omega)} - \delta_0^{(\mathcal{H})}, \quad (27a)$$

$$\delta_0^{(\gamma)} = \frac{r}{3} \frac{\gamma'_{q0}}{\gamma_{q0}} = \delta_0^{(\mathcal{K})} - \delta_0^{(\rho)} = -\frac{\delta_0^{(\Omega)}}{1 - \Omega_{q0}}, \quad (27b)$$

and γ_{q0} , β_{q0} given by (21)–(22) and we applied (6) evaluated at $t = t_0$ to (21) and (22). For hyperbolic models we have $\tau_q > 0$, but for elliptic models τ_q is restricted by $0 < \tau_q < \tau_{q\text{coll}}$, with:

$$\text{elliptic expanding: } 0 < \tau_q \leq \tau_{q\text{max}}, \quad \tau_{q\text{max}} = t_{\text{max}} - t_{\text{bb}} = \pi\beta_{q0}, \quad (28a)$$

$$\text{elliptic collapsing: } \tau_{q\text{max}} < \tau_q < \tau_{q\text{coll}}, \quad \tau_{q\text{coll}} = t_{\text{coll}} - t_{\text{bb}} = 2\pi\beta_{q0}, \quad (28b)$$

where $t = t_{\text{max}}$ and $t = t_{\text{coll}}$ mark the times of maximal expansion ($\mathcal{H}_q = 0$) and the collapse singularity (“Big Crunch” $\mathcal{H}_q \rightarrow -\infty$).

4. Growing and decaying density modes.

The scale factor Γ follows directly from evaluating the radial gradient τ'_q in (19) and (20), eliminating then the gradients β'_{q0} , γ'_{q0} , t'_{bb} in terms of initial perturbations by (26)–(27a) and a' from (2). This leads to:

$$\Gamma = 1 + \delta_0^{(\rho)} - 3\delta_0^{(\beta)} \left(\mathcal{H}_q\tau_q - \frac{2}{3} \right) + 3\tau_{q0}\delta_0^{(\tau)}\mathcal{H}_q, \quad (29)$$

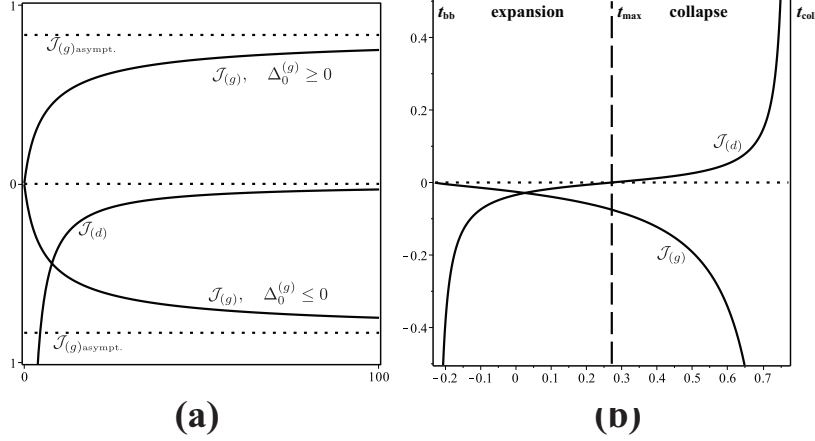


Figure 1. The growing and decaying modes. The evolution of the density modes, $\mathcal{J}_{(g)}$ and $\mathcal{J}_{(d)}$, defined by (31)–(32), is depicted as functions of time for a typical dust layer in panels (a) and (b), respectively corresponding to generic hyperbolic and elliptic models in which both modes are nonzero. Since we assume compliance with the Hellaby–Lake (HL) conditions to avoid shell crossings (see sections 7–8), we have $\Delta_0^{(d)} \leq 0$ and $\mathcal{J}_{(d)} \leq 0$ in hyperbolic models and the expanding stage of elliptic models (though $\mathcal{J}_{(d)} \geq 0$ in the collapsing stage). For hyperbolic models $\Delta_0^{(g)}$ can be positive or negative, resulting in positive or negative $\mathcal{J}_{(g)}$ with asymptotic values $\mathcal{J}_{(g)\text{asymp}}$, but in elliptic models $\Delta_0^{(g)} \geq 0$ follows from the HL conditions, and thus $\mathcal{J}_{(g)}$ is negative for the whole evolution (see sections 6–12). Notice that $|\mathcal{J}_{(d)}| \gg |\mathcal{J}_{(g)}|$ and $|\mathcal{J}_{(g)}| \gg |\mathcal{J}_{(d)}|$ respectively hold in the early and late time evolution.

where can readily identify two time dependent q-scalars: $\mathcal{H}_q \tau_q - 2/3$ and \mathcal{H}_q , which will determine the time evolution of the exact form of $\delta^{(\rho)}$ obtained from (10). It is evident that \mathcal{H}_q decreases as the time evolution proceeds (with $\mathcal{H}_q \rightarrow -\infty$ as $t \rightarrow t_{\text{coll}}$ in elliptic models), but the behavior of $\mathcal{H}_q \tau_q - 2/3$ is more ambiguous: it is positive and monotonically growing for hyperbolic models (from zero to $1/3$), while for elliptic models it is negative and decreases monotonically from zero as $t \rightarrow t_{\text{bb}}$ to $-2/3$ as $t \rightarrow t_{\text{max}}$, reaching $-\infty$ as $t \rightarrow t_{\text{coll}}$. However, the absolute value $|\mathcal{H}_q \tau_q - 2/3|$ always increases as the evolution proceeds.

The behavior of $\mathcal{H}_q \tau_q$ and \mathcal{H}_q described above, together with the form of Γ in (29), suggests rewriting the exact density perturbation $\delta^{(\rho)}$ in (10) as:

$$\delta^{(\rho)} = \frac{1 + \delta_0^{(\rho)} - \Gamma}{\Gamma} = \frac{\mathcal{J}_{(g)} + \mathcal{J}_{(d)}}{1 - \mathcal{J}_{(g)} - \mathcal{J}_{(d)}}, \quad (30)$$

in which we identify:

$$\mathcal{J}_{(g)} = 3\Delta_0^{(g)} \left(\mathcal{H}_q \tau_q - \frac{2}{3} \right), \quad \text{density growing mode}, \quad (31)$$

$$\mathcal{J}_{(d)} = 3\Delta_0^{(d)} \mathcal{H}_q, \quad \text{density decaying mode}, \quad (32)$$

with the coefficients or “amplitudes” of the modes, $\Delta_0^{(\text{g})}$ and $\Delta_0^{(\text{d})}$ (both assumed nonzero unless stated otherwise) given in terms of primary initial value functions as

$$\Delta_0^{(\text{g})} \equiv \frac{\delta_0^{(\beta)}}{1 + \delta_0^{(\rho)}}, \quad \Delta_0^{(\text{d})} \equiv -\frac{\tau_{q0}\delta_0^{(\tau)}}{1 + \delta_0^{(\rho)}}, \quad (33)$$

with $\tau_{q0}\delta_0^{(\tau)}$ and $\delta_0^{(\beta)}$ given by (26) and (27a). The scalars $\mathcal{H}_q\tau_q - 2/3$ and \mathcal{H}_q , together with the restrictions on $\Delta_0^{(\text{g})}$ and $\Delta_0^{(\text{d})}$ from the conditions to avoid shell crossings (see sections 7–8), determine the time evolution of $\mathcal{J}_{(\text{g})}$ and $\mathcal{J}_{(\text{d})}$ that is displayed in figure 1.

By applying the scaling laws of the perturbations (10)–(12) to (26)–(27b), we obtain the following scaling laws:

$$\delta_0^{(\beta)} = \delta^{(\beta)} \Gamma, \quad \tau_{q0}\delta_0^{(\tau)} = \tau_q\delta^{(\tau)} \Gamma, \quad (34)$$

where

$$\delta^{(\beta)} = \delta^{(\rho)} - \frac{3}{2}\delta^{(\mathcal{K})} = \frac{2 + \Omega_q}{2(1 - \Omega_q)}\delta^{(\Omega)} - \delta^{(\mathcal{H})}, \quad (35a)$$

$$\tau_q\delta^{(\tau)} = \frac{\mathcal{H}_q\tau_q\delta^{(\beta)} + \delta^{(\gamma)}}{\mathcal{H}_q} = \frac{1}{\mathcal{H}_q} \left[\frac{2 - (2 + \Omega_q)\mathcal{H}_q\tau_q}{2(1 - \Omega_q)}\delta^{(\Omega)} - \mathcal{H}_q\tau_q\delta^{(\mathcal{H})} \right], \quad (35b)$$

$$\text{with:} \quad \delta^{(\gamma)} = \delta^{(\mathcal{K})} - \delta^{(\rho)} = -\frac{\delta^{(\Omega)}}{(1 - \Omega_q)}. \quad (35c)$$

These scaling laws together with (10) yield:

$$\Delta^{(\text{g})} = \frac{\delta^{(\beta)}}{1 + \delta^{(\rho)}} = \Delta_0^{(\text{g})}, \quad \Delta^{(\text{d})} = -\frac{\tau_q\delta^{(\tau)}}{1 + \delta^{(\rho)}} = \Delta_0^{(\text{d})} \quad \Rightarrow \quad \dot{\Delta}^{(\text{g})} = \dot{\Delta}^{(\text{d})} = 0, \quad (36)$$

which render the amplitudes of the models in (33) fluid conserved quantities, allowing us to write the growing and decaying modes as constraints between q-scalars and perturbations whose forms are preserved by the fluid flow:

$$\mathcal{J}_{(\text{g})} = 3\Delta^{(\text{g})} \left(\mathcal{H}_q\tau_q - \frac{2}{3} \right), \quad \mathcal{J}_{(\text{d})} = 3\Delta^{(\text{d})}\mathcal{H}_q, \quad (37)$$

with the conserved amplitudes $\Delta^{(\text{g})}$ and $\Delta^{(\text{d})}$ given in terms of primary perturbations by substitution of $\delta^{(\beta)}$ and $\tau_q\delta^{(\tau)}$ from (35a)–(35c) into their definition in (36).

The following points concerning the density modes are worth emphasizing:

- The exact expressions for $\mathcal{J}_{(\text{g})}$ and $\mathcal{J}_{(\text{d})}$ are coordinate independent quantities, as they are constructed with $\mathcal{H}_q = \mathcal{H} + \Sigma$ and $\tau_q = t - t_{\text{bb}}$ (total proper time length along integral curves of the 4-velocity), while the amplitudes $\Delta_0^{(\text{g})} = \Delta^{(\text{g})}$ and $\Delta_0^{(\text{d})} = \Delta^{(\text{d})}$ are fluid conserved quantities given by (36).
- The dimensionless q-scalar $\mathcal{H}_q\tau_q - 2/3$ in the growing mode $\mathcal{J}_{(\text{g})}$ in (31) generalizes the FLRW expression “ $Ht - 2/3$ ”, which provides a measure of cosmic expansion that distinguishes negatively curved open FLRW models $Ht - 2/3 > 0$ from spatially flat $Ht - 2/3 = 0$ and positively curved closed models $Ht - 2/3 < 0$. Since q-scalars mimic FLRW scalars, the sign of $\mathcal{H}_q\tau_q - 2/3$ is the same for LTB models or regions with the same sign of the spatial curvature \mathcal{K}_q or $\Omega_q - 1$.

We provide in Appendix A a review and comparison with exact expressions obtained for these modes in previous literature [3, 27, 26], while the form of these expressions in the traditional variables is given in Appendix A.

Considering the scaling laws (10), (11), (12), (14), (29)–(36), it is useful to express the remaining perturbations in terms of the growing/decaying modes $\mathcal{J}_{(g)}$, $\mathcal{J}_{(d)}$:

$$\delta^{(\kappa)} = \frac{2(\mathcal{J}_{(g)} + \mathcal{J}_{(d)} - \Delta_0^{(g)})}{3(1 - \mathcal{J}_{(g)} - \mathcal{J}_{(d)})} = \frac{2[\Delta_0^{(g)}(\mathcal{H}_q\tau_q - 1) + \Delta_0^{(d)}\mathcal{H}_q]}{1 - \mathcal{J}_{(g)} - \mathcal{J}_{(d)}}, \quad (38a)$$

$$\delta^{(\Omega)} = \frac{(1 - \Omega_q)(\mathcal{J}_{(g)} + \mathcal{J}_{(d)} + 2\Delta_0^{(g)})}{3(1 - \mathcal{J}_{(g)} - \mathcal{J}_{(d)})} = \frac{(1 - \Omega_q)[\Delta_0^{(g)}\mathcal{H}_q\tau_q + \Delta_0^{(d)}\mathcal{H}_q]}{1 - \mathcal{J}_{(g)} - \mathcal{J}_{(d)}}, \quad (38b)$$

$$\begin{aligned} \delta^{(\mathcal{H})} &= \frac{(2 + \Omega_q)(\mathcal{J}_{(g)} + \mathcal{J}_{(d)}) - 2(1 - \Omega_q)\Delta_0^{(g)}}{6(1 - \mathcal{J}_{(g)} - \mathcal{J}_{(d)})} \\ &= \frac{\Delta_0^{(g)}[\mathcal{H}_q\tau_q(2 + \Omega_q) - 2] + \Delta_0^{(d)}(2 + \Omega_q)\mathcal{H}_q}{2(1 - \mathcal{J}_{(g)} - \mathcal{J}_{(d)})}, \end{aligned} \quad (38c)$$

where the following forms of $\mathcal{H}_q\tau_q$ and \mathcal{H}_q are useful for the purpose of computations:

$$\mathcal{H}_q\tau_q = \frac{(2 + \epsilon\gamma_q)^{1/2}}{\gamma_q^{3/2}} Z_q = Y_q, \quad (\text{hyperbolic \& elliptic expanding}), \quad (39a)$$

$$\mathcal{H}_q\tau_q = -\frac{(2 - \gamma_q)^{1/2}}{\gamma_q^{3/2}} (2\pi - Z_q) = Y_q - \frac{\pi\Omega_q}{(\Omega_q - 1)^{3/2}}, \quad (\text{elliptic collapsing}), \quad (39b)$$

$$\mathcal{H}_q = \pm\sqrt{\mu_{q0}} \frac{[2 + \epsilon\gamma_q]^{1/2}}{a^{3/2}} = \pm\mathcal{H}_{q0} \frac{\Omega_q}{\Omega_{q0}} \left| \frac{1 - \Omega_{q0}}{1 - \Omega_q} \right|^{3/2}, \quad (40)$$

where $\mu_{q0} \equiv (4\pi/3)\rho_{q0}$, with $Z_q = Z_q(\gamma_q)$ and $Y_q = Y_q(\Omega_q)$ given by (23) and (24), $\epsilon = 1, -1$ correspond to hyperbolic and elliptic cases and we have assumed that $\mathcal{H}_{q0} > 0$. Notice that both $\mathcal{H}_q\tau_q$ and \mathcal{H}_q above can be given, either in terms of Ω_q by using Y_q , or in terms of the scale factor a by using Z_q with $\gamma_q = \gamma_{q0}a$ from (21).

5. Linear limit.

The exact form (30) illustrates the expected non-linear dependence of the density perturbation $\delta^{(\rho)}$ on the coupled modes $\mathcal{J}_{(g)}$ and $\mathcal{J}_{(d)}$, as $\delta^{(\rho)}$ is not a linear perturbation, but an exact perturbation. In fact, $\delta^{(\rho)}$ is a solution of the non-linear evolution equation [19]

$$\ddot{\delta}^{(\rho)} - \frac{2[\dot{\delta}^{(\rho)}]^2}{1 + \delta^{(\rho)}} + 2\mathcal{H}_q\dot{\delta}^{(\rho)} - 4\pi\rho_q\delta^{(\rho)}(1 + \delta^{(\rho)}) = 0. \quad (41)$$

However, under linear conditions characterized by $|\Delta_0^{(g)}| \ll 1$ and $|\Delta_0^{(d)}| \ll 1$ we recover well know results of the linear theory. A series expansion of (30) around $\Delta_0^{(g)}$ and $\Delta_0^{(d)}$ up to leading terms yields $\delta^{(\rho)}$ as a linear combination of the growing and decaying mode:

$$\delta^{(\rho)} \approx \mathcal{J}_{(g)} + \mathcal{J}_{(d)}, \quad (42)$$

with $\mathcal{J}_{(g)}$, $\mathcal{J}_{(d)}$ given by (31) and (32), which is the expected result of linear theory in which the growth of $\delta^{(\rho)}$ is directly controlled by the interplay between the completely decoupled modes $\mathcal{J}_{(g)}$, $\mathcal{J}_{(d)}$, and thus it justifies the non-linear exact form (30). Notice that in the linear regime (42) the density perturbation diverges as $t \rightarrow t_{\text{bb}}$ if $\Delta_0^{(d)} \neq 0$ (because $\mathcal{H}_q \rightarrow \infty$ in (32)), while it remains finite in the non-linear regime (30) (see (75a) further ahead).

In the linear regime we have $\rho_q \approx \rho$ and $\mathcal{H}_q \approx \mathcal{H}$, and thus (42) is the solution of the following equation for $\delta^{(\rho)}$ furnished by the linear limit of (41):

$$\ddot{\delta}^{(\rho)} + 2\mathcal{H}\dot{\delta}^{(\rho)} - 4\pi\rho\delta^{(\rho)} = 0. \quad (43)$$

which is the known evolution equation for linear dust perturbations in the comoving gauge [19]. The particular case of (43) for a spatially flat background illustrates in a striking manner the direct relation between the growth of $\delta^{(\rho)}$ and the modes. This case follows by expanding $\mathcal{J}_{(\text{g})}$ and $\mathcal{J}_{(\text{d})}$ given by (31) and (32) around $\Omega_q \approx 1$ (or $\mathcal{K}_q \approx 0$):

$$\delta^{(\rho)} \approx -\frac{2}{5}(\Omega_{q0} - 1)\Delta_0^{(\text{g})}a + \frac{\Delta_0^{(\text{d})}}{a^{3/2}}, \quad a^{3/2} \approx 1 + \frac{3}{2}\mathcal{H}_{q0}\tau_q, \quad (44)$$

which is formally identical to the familiar expression of the growing and decaying modes of linear dust perturbations in an Einstein de Sitter background that are found in the literature (see Appendix of [32]). On the other hand, in the exact case (30) the relation between $\delta^{(\rho)}$ and $\mathcal{J}_{(\text{g})}$ and $\mathcal{J}_{(\text{d})}$ is more nuanced because both modes are necessarily coupled: both appear in the denominator Γ .

6. The growing/decaying modes vs phase space invariant subspaces.

A phase space description is the ideal tool to examine the role of the growing and decaying modes in the dynamics of the models (see [20, 21] for previous work on dynamical systems applied to LTB models). For this purpose, it is convenient to construct a dynamical system whose phase space is parametrized by the following bounded variables directly related to $\mathcal{J}_{(\text{g})}$ and $\mathcal{J}_{(\text{d})}$ as defined in (37):⁺

$$J_{(\text{g})} \equiv \frac{\mathcal{J}_{(\text{g})}}{1 - \mathcal{J}_{(\text{g})} - \mathcal{J}_{(\text{d})}} = (1 + \delta^{(\rho)})\mathcal{J}_{(\text{g})} = 3\delta^{(\beta)}\left(W_q - \frac{2}{3}\right) = \frac{3\delta_0^{(\beta)}}{\Gamma}\left(W_q - \frac{2}{3}\right), \quad (45a)$$

$$J_{(\text{d})} \equiv \frac{\mathcal{J}_{(\text{d})}}{1 - \mathcal{J}_{(\text{g})} - \mathcal{J}_{(\text{d})}} = (1 + \delta^{(\rho)})\mathcal{J}_{(\text{d})} = -3\tau_q\delta^{(\tau)}\mathcal{H}_q = -\frac{3\tau_{q0}\delta_0^{(\tau)}}{\Gamma}\mathcal{H}_q, \quad (45b)$$

where we used (34), with $\delta^{(\beta)}$ and $\tau_q\delta^{(\tau)}$ given in terms of primary perturbations by (35a)–(35b), while $W_q \equiv \mathcal{H}_q\tau_q$ takes the form:

$$W_q = \begin{cases} Y_q & \text{if } \mathcal{H}_q > 0, \quad (\text{hyperbolic \& elliptic expanding}), \\ Y_q - \pi\Omega_q/(\Omega_q - 1)^{3/2} & \text{if } \mathcal{H}_q < 0, \quad (\text{elliptic collapsing}), \end{cases} \quad (46)$$

in which we considered all possible forms of $\mathcal{H}_q\tau_q$ in (39a)–(39b) with $Y_q = Y_q(\Omega_q)$ defined by (24).

The scaling laws for the q-scalars and their perturbations that have been previously derived [see (10)–(15), (30), (38a)–(38c)] are analytic solutions of the evolution equations for the models, such as the following ones in the representation $\{\mathcal{H}_q, \Omega_q, \delta^{(\mathcal{H})}, \delta^{(\Omega)}\}$ [19]:

$$\dot{\mathcal{H}}_q = -\left(1 + \frac{1}{2}\Omega_q\right)\mathcal{H}_q^2, \quad (47a)$$

$$\dot{\Omega}_q = -\Omega_q(1 - \Omega_q)\mathcal{H}_q, \quad (47b)$$

$$\dot{\delta}^{(\mathcal{H})} = -\left[(1 + 3\delta^{(\mathcal{H})})\delta^{(\mathcal{H})} + \frac{1}{2}\Omega_q(\delta^{(\mathcal{H})} + \delta^{(\Omega)})\right]\mathcal{H}_q, \quad (47c)$$

$$\dot{\delta}^{(\Omega)} = -\left[(1 + 3\delta^{(\Omega)})\delta^{(\mathcal{H})} - \Omega_q(\delta^{(\mathcal{H})} + \delta^{(\Omega)})\right]\mathcal{H}_q. \quad (47d)$$

⁺ These variables are ill defined if there is a shell crossing singularity in which $\Gamma = 0$ occurs at $a > 0$ (or equivalently $\Omega_q > 0$).

in which the expanding ($\mathcal{H}_q > 0$) and collapsing ($\mathcal{H}_q < 0$) stages of elliptic models must be treated separately, since Ω_q , $\delta^{(\Omega)}$ and $\delta^{(\mathcal{H})}$ diverge as $\mathcal{H}_q \rightarrow 0$, $t \rightarrow t_{\max}$.

By eliminating $\delta^{(\Omega)}$ and $\delta^{(\mathcal{H})}$ in terms of $J_{(\text{g})}$ and $J_{(\text{d})}$ from (35a)–(35b) and (45a)–(45b):

$$\delta^{(\mathcal{H})} = \frac{[(2 + \Omega_q)W_q - 2]J_{(\text{g})} + (2 + \Omega_q)(W_q - \frac{2}{3})J_{(\text{d})}}{6(W_q - \frac{2}{3})}, \quad (48a)$$

$$\delta^{(\Omega)} = \frac{(1 - \Omega_q)[W_q J_{(\text{g})} + (W_q - \frac{2}{3})J_{(\text{d})}]}{3(W_q - \frac{2}{3})}, \quad (48b)$$

and then substituting in (47a)–(47d) we obtain the following self consistent dynamical system that is valid for all LTB models:

$$\frac{\partial \Omega_q}{\partial \xi} = \varepsilon \Omega_q (\Omega_q - 1), \quad (49a)$$

$$\frac{\partial J_{(\text{g})}}{\partial \xi} = \varepsilon \frac{[2 - (2 + \Omega_q)W_q]J_{(\text{g})}^2}{2(W_q - 2/3)} - \varepsilon \left[\frac{(2 + \Omega_q)J_{(\text{d})}}{2} - \frac{\Omega_q(\Omega_q - 1)}{W_q - 2/3} \frac{dW_q}{d\Omega_q} \right] J_{(\text{g})}, \quad (49b)$$

$$\begin{aligned} \frac{\partial J_{(\text{d})}}{\partial \xi} = & \varepsilon \left[\frac{[2 - (2 + \Omega_q)W_q](1 + J_{(\text{d})})}{2(W_q - 2/3)} - \frac{\Omega_q(\Omega_q - 1)}{W_q - 2/3} \frac{dW_q}{d\Omega_q} \right] J_{(\text{g})} \\ & - \varepsilon \frac{(2 + \Omega_q)J_{(\text{d})}(1 + J_{(\text{d})})}{2}, \end{aligned} \quad (49c)$$

where W_q is defined by (46) and $\varepsilon = 1, -1$ respectively correspond to $\mathcal{H}_q > 0$ (hyperbolic & elliptic expanding) and $\mathcal{H}_q < 0$ (elliptic collapsing), and the evolution parameter ξ follows from applying the coordinate transformation [20, 21]

$$\xi = \xi(t, r), \quad \bar{r} = r, \quad \frac{1}{\mathcal{H}_q} \left(\frac{\partial}{\partial t} \right)_r = \left(\frac{\partial}{\partial \xi} \right)_r, \quad \xi = \varepsilon \ln a, \quad (50)$$

so that $\xi = 0$ corresponds to $a = 1$ that defines the initial slice $t = t_0$ (though the rest of the surfaces ξ constant do not coincide with t constant surfaces for $t \neq t_0$).

The evolution of each dust layer (r constant) in any given LTB model becomes a trajectory $\mathcal{U}(\xi, r) = [J_{(\text{g})}(\xi, r), J_{(\text{d})}(\xi, r), \Omega_q(\xi, r)]$ in the 3-dimensional phase space $\mathcal{P} = [J_{(\text{g})}, J_{(\text{d})}, \Omega_q]$ associated with (49a)–(49c), determined by initial conditions specified at $\xi = 0$

$$\mathcal{U}(0, r) = [\Omega_{q0}, J_{(\text{g})0}, J_{(\text{d})0}], \quad (51a)$$

$$J_{(\text{g})0} = J_{(\text{g})}(0, r) = 3\delta_0^{(\beta)}(W_{q0} - 2/3), \quad J_{(\text{d})0} = J_{(\text{d})}(0, r) = -3\tau_{q0}\delta_0^{(\tau)}\mathcal{H}_{q0}, \quad (51b)$$

where we used the fact that $a = \Gamma = 1$ at $\xi = 0$ to evaluate the initial values in (45a)–(45b) and $W_{q0} = W_q(\Omega_{q0})$ with W_q given by (46). Evidently, the phase space evolution of each LTB model determines a unique surface $\mathcal{U}(\xi, r)$ of \mathcal{P} generated by the trajectories once we consider the full range of r in the initial conditions (51a)–(51b).

While the dynamical system (49a)–(49c) can be solved numerically, its analytic solutions for any set of initial conditions (51a)–(51b) are readily available from the expressions previously derived for the phase space variables: $\Omega_q(\xi, r)$ is given the scaling law (13) expressed in terms of ξ in (50):

$$\Omega_q(\xi, r) = \frac{\Omega_{q0}}{\Omega_{q0} - (\Omega_{q0} - 1) \exp(\varepsilon \xi)}, \quad \varepsilon = \begin{cases} 1, & \mathcal{H}_q > 0, \\ -1, & \mathcal{H}_q < 0, \end{cases} \quad (52)$$

which substituted into (45a)–(45b) yields $J_{(\text{g})}$ and $J_{(\text{d})}$ as explicit functions of (ξ, r) after using (24) to express Y_q in terms of Ω_q given above.

The invariant subspaces of the phase space \mathcal{P} are constraints among the phase space variables $[\Omega_q, J_{(g)}, J_{(d)}]$ that are preserved by the fluid flow (*i.e.* hold throughout the full time evolution). We remark that all constraints among the q -scalars and the perturbations can always be expressed as constraints among the phase space variables by elimination of $\delta^{(\rho)}$, $\delta^{(K)}$ by means of (12)–(14), (35a)–(35b) and (45a)–(45b). The invariant subspaces of \mathcal{P} relevant to the dynamics of the models provide a useful classification of subclasses of models and are listed and classified in Table 1, which also provides the conditions for absence of shell crossings given in terms of the phase space coordinates. In the following sections we examine qualitatively the phase space dynamics of the models, dealing first with the general case in which $J_{(g)}$ and $J_{(d)}$ are both nonzero, and then with the cases when each one of the density modes is suppressed.

7. The general case: hyperbolic models.

7.1. Absence of shell crossings.

Phase space trajectories are confined to the invariant subspace $0 < \Omega_q < 1$. However, avoidance of shell crossing singularities ($\Gamma > 0$ holds for all $\tau_q > 0$ and all r) implies further restrictions on the region of \mathcal{P} containing the trajectories, as initial conditions must comply with the following constraints (the Hellaby–Lake (HL) conditions) [8, 22, 23]:

$$1 + \delta_0^{(\rho)} \geq 0, \quad \frac{2}{3} + \delta_0^{(K)} = \frac{2}{3}(1 + \delta_0^{(\rho)})(1 - \Delta_0^{(g)}) \geq 0 \quad \text{and} \quad t'_{bb} \leq 0 \quad (\Rightarrow \quad \Delta_0^{(d)} \leq 0), \quad (53)$$

whose fulfillment implies the following fluid flow preserved constraints:

$$1 + \delta^{(\rho)} \geq 0 \quad \Rightarrow \quad 1 + J_{(g)} + J_{(d)} \geq 0, \quad (54a)$$

$$\frac{2}{3} + \delta^{(K)} \geq 0 \quad \Rightarrow \quad \Delta^{(g)} \leq 1 \quad \Rightarrow \quad 1 + J_{(d)} - \frac{1 - Y_q}{Y_q - 2/3} J_{(g)} \geq 0, \quad (54b)$$

$$\Delta^{(d)} \leq 0 \quad \Rightarrow \quad J_{(d)} \leq 0, \quad (54c)$$

where we have taken into consideration that $\mathcal{H}_q \tau_q = W_q = Y_q$, $\Gamma > 0$, $\mathcal{H}_q > 0$ and $Y_q - 2/3 > 0$ hold, together with using (30), (38a), (45a)–(45b) and (48a)–(48b) to eliminate $\delta^{(\rho)}$, $\delta^{(K)}$ in terms of $J_{(g)}$, $J_{(d)}$. Since each one of the HL constraints (54a)–(54c) defines an invariant subspace of \mathcal{P} , the phase space trajectories of all regular hyperbolic models are necessarily confined to the invariant subspace **HYP** in Table 1, defined by the intersection of (54a)–(54c) and $0 < \Omega_q < 1$.

7.2. Critical points.

The following critical points of the dynamical system (49a)–(49c) ($\varepsilon = 1$) can be readily identified in the invariant subspace **HYP**:

$$\mathbf{BB} = [\Omega_q = 1, J_{(d)} = -1, J_{(g)} = 0], \quad \mathbf{Big\ Bang}, \text{ past attractor}, \quad (55a)$$

$$\mathbf{MIL} = [\Omega_q = 0, J_{(d)} = 0, J_{(g)} = \text{arbitrary}], \quad \mathbf{Milne}, \text{ future attractors}, \quad (55b)$$

$$\mathbf{EdS} = [\Omega_q = 1, J_{(d)} = 0, J_{(g)} = 0], \quad \mathbf{Einstein\ de\ Sitter\ saddle}, \quad (55c)$$

$$\mathbf{S1} = [\Omega_q = 0, J_{(d)} = -1, J_{(g)} = 0], \quad \text{saddle}, \quad (55d)$$

$$\mathbf{S2} = [\Omega_q = 1, J_{(d)} = 0, J_{(g)} = -1], \quad \text{saddle}. \quad (55e)$$

3-dimensional regions		
Name	Description	Phase Space constraints
HYP	Hyperbolic models of the general case complying with Hellaby-Lake conditions.	$0 < \Omega_q < 1$ $J_{(g)} + J_{(d)} + 1 \geq 0$ $1 + J_{(d)} - \frac{(1-W_q)}{W_q-2/3} J_{(g)} \geq 0$ $\Delta^{(d)} \leq 0 \Rightarrow J_{(d)} \leq 0.$
ELL	Elliptic models of the general case complying with Hellaby-Lake conditions.	$\Omega_q > 1$ $J_{(g)} + J_{(d)} + 1 \geq 0$ $J_{(d)} - \frac{\pi\Omega_q}{(\Omega_q-1)^{3/2}(\frac{2}{3}-W_q)} J_{(g)} \geq 0$ $\Delta^{(g)} \geq 0 \Rightarrow J_{(g)} \leq 0$ $\Delta^{(d)} \leq 0 \Rightarrow J_{(d)} \leq 0.$
2-dimensional planes		
Name	Description	Phase Space constraints
SDW	Suppressed Decaying Mode (simultaneous big bang).	$J_{(d)} = 0, \quad [J_{(g)}, \Omega_q]$ $W_q \neq 2/3, \quad \Omega_q \neq 1.$
SGW	Suppressed Growing Mode elliptic & hyperbolic.	$J_{(g)} = 0, \quad [J_{(d)}, \Omega_q]$ $W_q \neq 2/3, \quad \Omega_q \neq 1.$
VAC	Minkowski vacuum in non-standard coordinates.	$\Omega_q = 0, \quad [J_{(d)}, J_{(g)}].$
Lines and points.		
Name	Description	Phase Space constraints
PAR	Parabolic Models subset of SGM .	$J_{(g)} = 0, \quad J_{(d)} = J_{(d)}(\xi)$ $W_q = 2/3, \quad \Omega_q = 1.$
FLRW	FLRW dust models & center worldline.	$J_{(g)} = J_{(d)} = 0, \quad \Omega_q = \Omega_q(\xi).$
EDS	Einstein De Sitter Model subset of FLRW .	$J_{(g)} = J_{(d)} = 0, \quad \Omega_q = 1.$
MINK	Minkowski subset of VAC .	$J_{(g)} = J_{(d)} = \Omega_q = 0.$

Table 1. Invariant subspaces of the phase space \mathcal{P} . The function W_q is defined by (46). All non-trivial LTB models can be classified in terms of their evolution in subclasses defined by the invariant subspaces **HYP**, **ELL**, **SDM**, **SGM**, **PAR** and **VAC**. Notice that **VAC** corresponds to the particular LTB vacuum solution of (3) with $\rho_{q0} = \Omega_{q0} = 0$, $\mathcal{K}_{q0} < 0$ and $\mathcal{H}_{q0} = \sqrt{|\mathcal{K}_{q0}|}$ (see [8, 12, 22]). Phase space evolution of dust layers in these invariant subspaces is examined in sections 7–10. The Hellaby–Lake conditions to avoid shell crossings are discussed in sections 7 and 8.

Notice that **MIL** is a subset of the invariant subspace **VAC** of Table 1 and **BB** corresponds to a non-simultaneous Big Bang ($t'_{bb} \leq 0, \Rightarrow \Delta^{(d)} \leq 0$).

7.3. Asymptotic behavior.

All phase space trajectories evolve from the past attractor **BB** (55a) towards the future attractor **MIL** (55b), respectively corresponding to the early/late asymptotic limits $\xi \rightarrow -\infty$ and $\xi \rightarrow \infty$ (equivalently $a \rightarrow 0, t \rightarrow t_{bb}$ and $a \rightarrow \infty, t \rightarrow \infty$). Considering (31)–(32), (45a)–(45b) and (52), the forms of $\Omega_q, J_{(g)}, J_{(d)}$ in these asymptotic limits

are given by:

- Near **BB**: ($\xi \ll -1$, $t \approx t_{\text{bb}}$, $a \ll 1$):

$$\Omega_q \approx 1 - \frac{1 - \Omega_{q0}}{\Omega_{q0}} a \rightarrow 1, \quad (56a)$$

$$J_{(\text{g})} \approx -\frac{2(1 - \Omega_{q0})\Delta_0^{(\text{g})}}{5\Delta_0^{(\text{d})}\Omega_{q0}^{3/2}} a^{5/2} \rightarrow 0, \quad \mathcal{J}_{(\text{g})} \approx \frac{2(1 - \Omega_{q0})\Delta_0^{(\text{g})}}{5\Omega_{q0}} a \rightarrow 0, \quad (56b)$$

$$J_{(\text{d})} \approx -1 + \frac{1}{3\Delta_0^{(\text{d})}\mathcal{H}_{q0}\sqrt{\Omega_{q0}}} a^{3/2} \rightarrow -1, \quad \mathcal{J}_{(\text{d})} \approx \frac{3\Delta_0^{(\text{d})}\mathcal{H}_{q0}\sqrt{\Omega_{q0}}}{a^{3/2}} \rightarrow -\infty, \quad (56c)$$

- Near **MIL**: ($\xi \gg 1$, $t \rightarrow \infty$, $a \rightarrow \infty$):

$$\Omega_q \approx \frac{\Omega_{q0}}{(1 - \Omega_{q0})a} \rightarrow 0, \quad (57a)$$

$$J_{(\text{g})} \approx \frac{\Delta_0^{(\text{g})}}{1 - \Delta_0^{(\text{g})}} + O((\ln a)/a), \quad \mathcal{J}_{(\text{g})} \approx \Delta_0^{(\text{g})} + O((\ln a)/a), \quad (57b)$$

$$J_{(\text{d})} \approx \frac{3\Delta_0^{(\text{d})}\sqrt{1 - \Omega_{q0}}}{(1 - \Delta_0^{(\text{g})})a} \rightarrow 0, \quad \mathcal{J}_{(\text{d})} \approx \frac{3\Delta_0^{(\text{d})}\sqrt{1 - \Omega_{q0}}}{a} \rightarrow 0, \quad (57c)$$

where we have assumed in (56c) that $\Delta_0^{(\text{d})} \leq 0$ holds in order to fulfill (54c). The following remarks are worth highlighting:

- The limiting values of (56a)–(56c) and (57a)–(57c) fully coincide with the phase space coordinates of, respectively, **BB** and **MIL** given by (55a) and (55b).
- The nonzero asymptotic late time limit of $J_{(\text{g})}$ in (57b), which depends on an arbitrary choice of initial conditions, corresponds to the “arbitrary” value of $J_{(\text{g})}$ in (55b).

7.4. Evolution and signs of the density modes.

The asymptotic forms in (56a)–(56c) and (57a)–(57c) yield for whatever choice of initial conditions at $\xi = 0$:

$$|\mathcal{J}_{(\text{d})}| \gg |\mathcal{J}_{(\text{g})}| \quad \text{early times}, \quad |\mathcal{J}_{(\text{g})}| \gg |\mathcal{J}_{(\text{d})}| \quad \text{late times}, \quad (58)$$

which clearly illustrate the expected early times dominance of the decaying mode and late times dominance of the growing mode (see figure 1a). Considering (31), (33), (36) and (45a), we have the following sign condition for each layer:

$$\text{sign of } (\Delta_0^{(\text{g})}) = \text{sign of } (\Delta^{(\text{g})}, \mathcal{J}_{(\text{g})}, J_{(\text{g})}) \text{ for all } \xi, \quad (59)$$

which defines the sign of $\Delta^{(\text{g})}$ and the common sign of $\mathcal{J}_{(\text{g})}$ and $J_{(\text{g})}$ as invariant subspaces of \mathcal{P} for all trajectories with a given sign of $\Delta_0^{(\text{g})}$.

As depicted by figure 1a, we have $\mathcal{J}_{(\text{d})} \rightarrow -\infty$ at the past attractor **BB** and $\mathcal{J}_{(\text{d})} = 0$ at the future attractor **MIL**, with $\mathcal{J}_{(\text{d})}$ remaining negative for all ξ because of $\mathcal{H}_q > 0$ and $\Delta_0^{(\text{d})} \leq 0$ (in compliance with (53)). On the other hand, $\mathcal{J}_{(\text{g})}$ goes from zero at **BB** to the finite terminal value (57b) at the line of sinks **MIL**, with the sign of this terminal value determined by the sign of $\Delta_0^{(\text{g})}$.

7.5. Phase space evolution.

Figure 2 displays typical phase space trajectories together with invariant subspaces and critical points. The curves were generated by the analytic expressions (45a)–(45b) and (52) for initial conditions complying with the HL conditions (53), hence they are confined to invariant subspace **HYP** bounded by the wireframe and solid surfaces (yellow and grey in the online version) defined by the HL constraints (54a)–(54c) (see also Table 1). Following the asymptotic limits (56a)–(56c) and (57a)–(57c), the phase space coordinates are restricted for all trajectories to

$$-1 \leq J_{(d)} \leq 0, \quad 0 \leq |J_{(g)}| \leq \frac{|\Delta_0^{(g)}|}{1 - \Delta_0^{(g)}}, \quad 0 < \Omega_q < 1, \quad (60)$$

where we remark that $1 - \Delta_0^{(g)} \geq 0$ must hold in compliance with (53). The curves evolve from the past attractor **BB** at $\Omega_q = 1$ (red circle), towards decreasing values of Ω_q , avoiding the saddles **EdS**, **S1**, **S2** (black circles) and the **FLRW** subspace (thick dotted vertical line). Each curve terminates in a point in the line of sinks **MIL** (subset of **VAC**) in the plane $\Omega_q = 0$. The position of each sink as terminal point in **MIL** for each dust layer is given by the asymptotic value of $J_{(g)}$ (proportional to that of $\mathcal{J}_{(g)}$), and is completely determined by initial conditions through the sign of $\Delta_0^{(g)}$ (see section 7.4). As shown in section 11.4, the cases $\Delta_0^{(g)} \geq 0$ and $\Delta_0^{(g)} \leq 0$ respectively yield asymptotic void and clump density profiles at the future attractor **MIL** (see section 11.4). While initial conditions can be selected so that $\Delta_0^{(g)}$ changes sign for different ranges of r , the examples in figure 2 have been selected so that $\Delta_0^{(g)} \geq 0$ (figure 2a) and $\Delta_0^{(g)} \leq 0$ (figure 2b) hold for all r , with trajectories complying with (59) for all ξ . Hence, these trajectories evolve within invariant subspaces defined by the sign of $\Delta_0^{(g)}$.

8. The general case: elliptic models.

8.1. Absence of shell crossings.

Phase space trajectories are contained in the invariant subspace $\Omega_q > 1$, but, as with regular hyperbolic models, the HL conditions to avoid shell crossings necessarily impose further restrictions on the region of \mathcal{P} where the trajectories are confined. The HL conditions for elliptic models are given by the following constraints among initial conditions [8, 22, 23]:

$$1 + \delta_0^{(\rho)} \geq 0, \quad t'_{bb} \leq 0 \quad (\Rightarrow \quad \Delta_0^{(d)} \leq 0), \quad t'_{coll} \geq 0. \quad (61)$$

The first two conditions above yield the same constraints as the first and third constraints in (53), while the joint fulfillment of the second and third condition above can be rephrased as the constraint:

$$\frac{r}{3} t'_{coll} = \tau_{qcoll} \delta_0^{(\beta)} - \tau_{q0} \delta_0^{(\tau)} = (1 + \delta_0^{(\rho)}) (2\pi \beta_{q0} \Delta_0^{(g)} - |\Delta_0^{(d)}|) \geq 0. \quad (62)$$

where we used the form for t_{coll} in (28b) and $\Delta_0^{(d)} \leq 0$ from (61). Notice that (62) identifies $\Delta_0^{(g)} \geq 0$ as a necessary but not sufficient HL condition. Therefore, as a consequence of (22), (33), (34) and (36), the HL conditions (61) and (62) lead to the following constraints preserved by the fluid flow that must hold for the full evolution

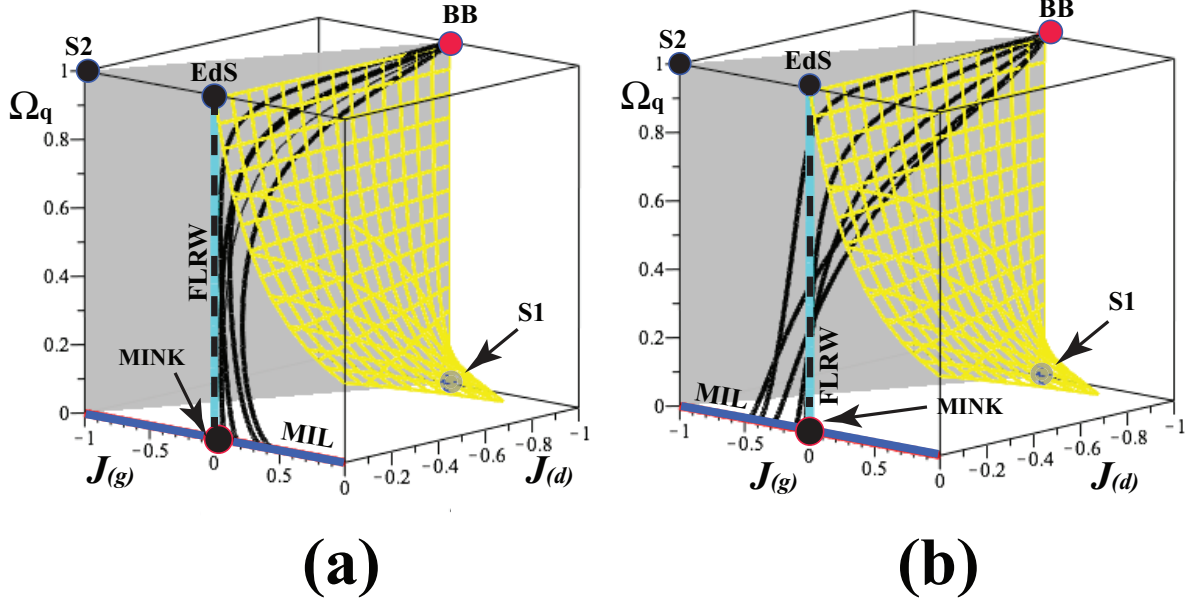


Figure 2. Phase space evolution of the general case: hyperbolic models. Panels (a) and (b) respectively correspond to the cases when $\Delta_0^{(g)} \geq 0$ and $\Delta_0^{(g)} \leq 0$. The evolution of phase space trajectories and description of critical points and invariant subspaces are discussed in section 7.5. All trajectories are fully contained inside of the shaded and wireframe surfaces (grey and yellow in the online version) marking the boundary of HL constraints (54a)–(54c) that define the invariant subspace **HYP**.

time range $t_{bb} < t < t_{coll}$:

$$1 + \delta^{(\rho)} \geq 0 \quad \Rightarrow \quad J_{(g)} + J_{(d)} + 1 \geq 0, \quad (63a)$$

$$2\pi\beta_q\Delta^{(g)} + \Delta^{(d)} \geq 0 \quad \Rightarrow \quad J_{(d)} - \frac{\pi\Omega_q}{(\Omega_q - 1)^{3/2}(\frac{2}{3} - W_q)} J_{(g)} \geq 0, \quad (63b)$$

$$\Delta^{(g)} \geq 0 \quad \Rightarrow \quad J_{(g)} \leq 0, \quad (63c)$$

$$\Delta^{(d)} \leq 0 \quad \Rightarrow \quad J_{(d)} \begin{cases} \leq 0, & \text{expanding phase } \mathcal{H}_q > 0, \\ \geq 0, & \text{collapsing phase } \mathcal{H}_q < 0, \end{cases} \quad (63d)$$

where W_q is defined by (46) and we used the fact that $\mathcal{H}_q\tau_q - 2/3 < 0$ holds for the full time evolution, as well as using (12), (14), (22), (30), (38a), (45a)–(45b) and (48a)–(48b) to eliminate β_q , $\delta^{(\rho)}$ and $\delta^{(\kappa)}$ in terms of Ω_q , $J_{(g)}$, $J_{(d)}$. Notice that, as depicted by figure 1b, the HL conditions imply that both density modes are negative in the expanding stage, while $J_{(g)} \leq 0$ and $J_{(d)} \geq 0$ in the collapsing stage.

As with hyperbolic models, each one of the HL constraints above is an invariant subspace of \mathcal{P} , hence, the invariant subspace of \mathcal{P} associated with regular elliptic models (denoted by **ELL** in Table 1) is the intersection of $\Omega_q > 1$ and each one of (63a)–(63d). All phase space trajectories of regular elliptic models are thus confined to **ELL**.

8.2. Expanding stage.

The dynamical system is the same as that of hyperbolic models ($\varepsilon = 1$), with $\Omega_q > 1$ and $W_q = Y_q$ given by (24) with $\epsilon = -1$. Hence the critical points are the past attractor **BB** and the saddles **EdS** and **S1**, respectively given by (55a), (55c) and (55d).

8.2.1. Asymptotic behavior.

- Near the past attractor **BB**. The phase space variables have the same limiting values (56a)–(56c) of hyperbolic models.
- Near the maximal expansion. Late time evolution can be associated with the maximal expansion $\mathcal{H}_q \rightarrow 0$ as $\xi \rightarrow \ln[a_{\max}]$ (equivalently $t \rightarrow t_{\max}$, $a \rightarrow a_{\max} = \Omega_{q0}/(\Omega_{q0} - 1)$). Phase space variables in this limit take the form:

$$\Omega_q = \frac{a_{\max}}{(\Delta a)^2} \rightarrow \infty, \quad (64a)$$

$$J_{(g)} \approx \frac{-2\Delta_0^{(g)}}{1 + 2\Delta_0^{(g)}} + O(\Delta a), \quad \mathcal{J}_{(g)} \approx -2\Delta_0^{(g)} + O(\Delta a), \quad (64b)$$

$$J_{(d)} \approx \frac{3\Delta_0^{(d)}\mathcal{H}_{q0}(\Omega_{q0} - 1)^2 \Delta a}{(1 + 2\Delta_0^{(g)})\Omega_{q0}^{3/2}} \rightarrow 0, \quad \mathcal{J}_{(d)} \approx \frac{3\Delta_0^{(d)}\mathcal{H}_{q0}(\Omega_{q0} - 1)^2 \Delta a}{\Omega_{q0}^{3/2}} \rightarrow 0, \quad (64c)$$

where $\Delta a \equiv \sqrt{a_{\max} - a} \approx 0$ and $1 + 2\Delta_0^{(g)} \geq 0$ must hold because of the HL conditions (61) and (62).

8.3. Collapsing stage.

8.3.1. Critical points. The appropriate dynamical system is (49a)–(49c) with $\Omega_q > 1$, $\varepsilon = -1$ and W_q given by (46) with $\mathcal{H}_q < 0$. Its critical points are the **EdS** saddle point (55c) and:

$$\mathbf{BC} = [\Omega_q = 1, J_{(d)} = -J_{(g)} - 1, J_{(g)} = \text{arbitrary}], \quad \mathbf{Big Crunch}, \text{ future attractors}, \quad (65)$$

where the term “Big Crunch” stands for the collapsing singularity as $\xi \rightarrow \infty$ (or equivalently $a \rightarrow 0$, $\Omega_q \rightarrow 1$ as $t \rightarrow t_{\text{coll}}$).

8.3.2. Behavior near the Big Crunch. It is evident that the future attractor (the line of sinks **BC** in (65)) is radically different from the past attractor (source) **BB** in (55a) of the expanding stage. This fact clearly indicates that the dynamics of dust layers near the collapsing singularity is qualitatively different from their behavior the initial big bang of the expanding stage.

Considering the appropriate forms of $J_{(g)}$, $J_{(d)}$ in (45a) and (45b) and the density modes in (31) and (32), we have near the future attractor **BC**:

$$J_{(g)} \approx \frac{-\pi\Delta_0^{(g)}\Omega_{q0}}{\Delta_0^{(d)}(\Omega_{q0} - 1)^{3/2}\mathcal{H}_{q0} + \pi\Delta_0^{(g)}\Omega_{q0}} + O(\sqrt{a}), \quad \mathcal{J}_{(g)} \approx \frac{-3\pi\Delta_0^{(g)}\Omega_{q0}^{3/2}}{(\Omega_{q0} - 1)^{3/2}a^{3/2}} \rightarrow -\infty, \quad (66a)$$

$$J_{(d)} \approx \frac{-\Delta_0^{(d)}\mathcal{H}_{q0}(\Omega_{q0} - 1)^{3/2}}{\Delta_0^{(d)}(\Omega_{q0} - 1)^{3/2}\mathcal{H}_{q0} + \pi\Delta_0^{(g)}\Omega_{q0}} + O(\sqrt{a}), \quad \mathcal{J}_{(d)} \approx \frac{-3\Delta_0^{(d)}\mathcal{H}_{q0}\sqrt{\Omega_{q0}}}{a^{3/2}} \rightarrow \infty,$$

(66b)

where we took under consideration that $\Delta_0^{(\text{g})} \geq 0$ and $\Delta_0^{(\text{d})} \leq 0$ hold in compliance with (63c) and (63d). The following points are worth remarking:

- The finite nonzero asymptotic forms of $J_{(\text{g})}$ and $J_{(\text{d})}$ in (66a)–(66b) satisfy the constraint $J_{(\text{d})} + J_{(\text{g})} = -1$ and provide the “arbitrary” (*i.e.* initial conditions dependent) value of $J_{(\text{g})}$. Since $J_{(\text{g})} + J_{(\text{d})} = \delta^{(\rho)}$, these asymptotic forms are consistent with the known behavior $\delta^{(\rho)} \rightarrow -1$ as trajectories reach the Big Crunch **BC** (see [20, 21]).
- The HL conditions (63c)–(63d) imply that $J_{(\text{g})}, \mathcal{J}_{(\text{g})} \leq 0$ (as in the expanding stage), but $J_{(\text{d})}, \mathcal{J}_{(\text{d})} \geq 0$ (see figure 1b). While both $\mathcal{J}_{(\text{g})}$ and $\mathcal{J}_{(\text{d})}$ diverge near **BC**, the ratio of their magnitudes in (66a)–(66b) together with the HL condition (62) imply that the growing mode is dominant over the decaying mode in this limit:

$$\left| \frac{J_{(\text{d})}}{J_{(\text{g})}} \right| = \left| \frac{\mathcal{J}_{(\text{d})}}{\mathcal{J}_{(\text{g})}} \right| = \frac{|\Delta_0^{(\text{d})}|}{\tau_{q\text{coll}} \Delta_0^{(\text{g})}} = \frac{|\Delta^{(\text{d})}|}{\tau_{q\text{coll}} \Delta^{(\text{g})}} \leq 1 \quad \text{as } \xi \rightarrow \infty \ (t \rightarrow t_{\text{coll}}), \quad (67)$$

which re-affirms a late time behavior $|\mathcal{J}_{(\text{g})}| \geq |\mathcal{J}_{(\text{d})}|$ near **BC** that is qualitatively different from the early time behavior $|\mathcal{J}_{(\text{d})}| \gg |\mathcal{J}_{(\text{g})}|$ near the big bang in (58).

8.4. Phase space evolution.

The phase space trajectories of typical dust layers in the expanding and collapsing stage is depicted by figure 3, where we use the variable $\hat{\Omega}_q \equiv \arctan \Omega_q$ (vertical axis) to associate the finite value $\hat{\Omega}_q = \pi/2$ to $\Omega_q \rightarrow \infty$. Expanding and collapsing trajectories are respectively depicted in red and blue in the online version. The curves were obtained from the analytic expressions (45a)–(45b) and (52), for initial conditions complying with the HL conditions (61), hence they are confined to the invariant subspace **ELL** bounded by surfaces of \mathcal{P} defined by the HL constraints (63a)–(63d) (these surfaces are not displayed by figure 3). The curves evolve expanding from the Big Bang past attractor **BB** at $\Omega_q = 1$ (red circle), which is common to hyperbolic models, towards increasing values of Ω_q , avoiding the saddles **EdS**, **S2** (black circles) and the **FLRW** subspace. They reach maximal expansion as $\Omega_q \rightarrow \infty$, $\hat{\Omega}_q = \pi/2$. In the collapsing stage they evolve towards decreasing Ω_q , with each curve terminating in a point in the Big Crunch line of sinks **BC** (65) in the plane $\Omega_q = 1$ (dark blue thick line). The position of each sink as terminal point in **BC** for each dust layer is given by the asymptotic values of $J_{(\text{g})}$ and $J_{(\text{d})}$ given by (66a) and (66b), and is completely determined by initial conditions.

9. Switching off the decaying mode.

Suppression of the decaying mode yields hyperbolic and elliptic models * with initial conditions selected so that $\Delta_0^{(\text{d})} = 0$, which is equivalent to demanding $t'_{\text{bb}} = 0$ (or equivalently $\tau'_q = \delta^{(\tau)} = \delta_0^{(\tau)} = 0$), which leads to a simultaneous big bang:

* Models with a suppressed decaying mode cannot be parabolic, since $t'_{\text{bb}} = 0$ is only compatible with $\delta_0^{(\rho)} = \delta_0^{(\mathcal{H})} = 0$ (FLRW limit) if $\Omega_{q0} - 1 = \mathcal{K}_{q0} = 0$ (see the following section).

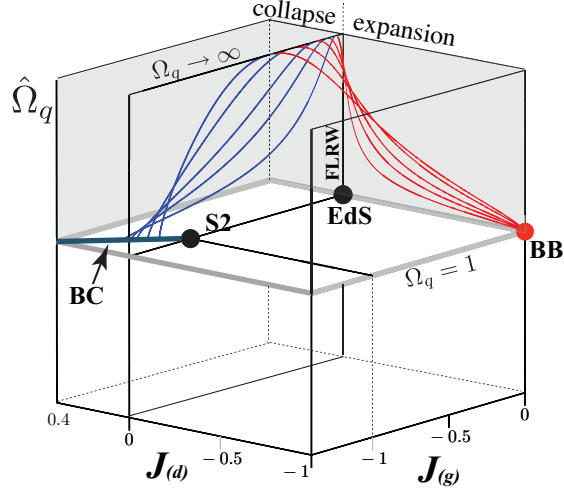


Figure 3. Phase space evolution of the general case: elliptic models. The figure displays phase space trajectories in the expanding and collapsing stages (in the online version expanding and collapsing curves are respectively depicted in red and blue). The vertical axis variable is $\hat{\Omega}_q = \arctan \Omega_q$. The details of the evolution of phase space trajectories and description of critical points and invariant subspaces are discussed in section 8.4. All trajectories are confined in the invariant subspace **ELL**.

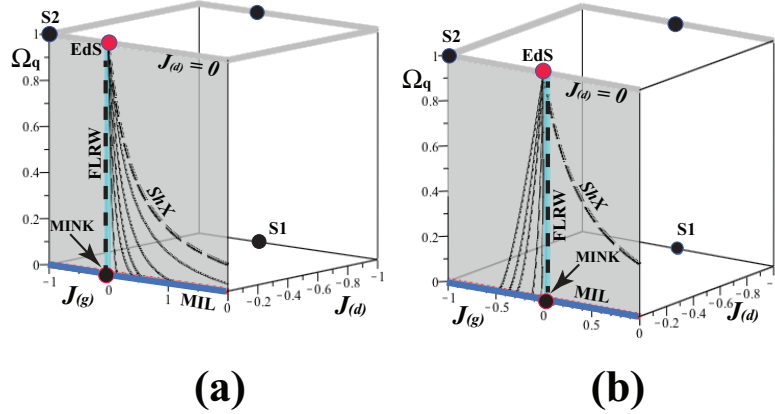


Figure 4. Phase space evolution of regular hyperbolic models with suppressed decaying mode. The panels (a) and (b) respectively depict the cases with $\Delta_0^{(g)} \geq 0$ and $\Delta_0^{(g)} \leq 0$ (so that $J_{(g)} \geq 0$ or $J_{(g)} \leq 0$ hold for all trajectories). Details of the phase space evolution, critical points and invariant subspaces are discussed in section 9. All trajectories are confined to the invariant subspace **SDM** (shaded plane $J_{(d)} = 0$) and within the curve **ShX** that marks the intersection of this invariant subspace and **HYP** (the constraint (69a)). Notice that the Einstein de Sitter point **EdS** is no longer a saddle, but the past attractor marking a homogeneous asymptotic early time regime.

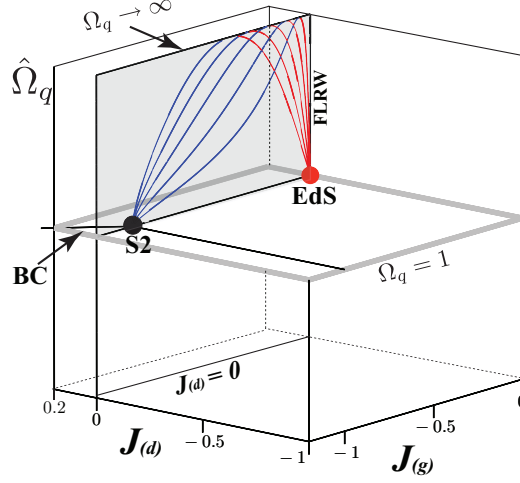


Figure 5. Phase space evolution of regular elliptic models with suppressed decaying mode. As in figure 3, the vertical axis is parametrized by $\hat{\Omega}_q = \arctan \Omega_q$. The trajectories are confined to the intersection of the invariant subspace **SDM** (shaded plane $J_{(d)} = 0$) and **ELL**, hence $J_{(g)} \leq 0$ and $\Omega_q > 1$. Details of the phase space evolution and critical points are discussed in section 9. As with hyperbolic models, the Einstein de Sitter point **EdS** is no longer a saddle, but the past attractor marking a homogeneous asymptotic early time regime.

$t_{\text{bb}} = t_{\text{bb}(0)} = \text{constant}$. It follows from the analytic solutions (19)–(20) that it is much easier and straightforward to set these initial conditions in the \mathcal{H}_{q0} , Ω_{q0} representation:

$$\mathcal{H}_{q0} = \frac{W_{q0}}{t_0 - t_{\text{bb}(0)}}, \quad \delta_0^{(\mathcal{H})} = \frac{\Omega_{q0}}{W_{q0}} \frac{dW_{q0}}{d\Omega_{q0}} \delta_0^{(\Omega)}, \quad (68)$$

where $W_{q0} = W_q(\Omega_{q0})$ with W_q given by (46), so that the remaining initial value functions can be obtained from (10)–(15) evaluated at $t = t_0$. It is evident that these models can be fully determined by specifying a single free parameter, which can be Ω_{q0} in order to provide the easiest representation.

Models with a suppressed decaying mode evolve in the invariant subspace **SDM** in Table 1, which is the plane $J_{(d)} = 0$ parametrized by $[J_{(g)}, \Omega_q]$ with $\Omega_q \neq 1$. However, the HL constrains (54a)–(54b) and (63a)–(63c) further restrict the region of phase space evolution: if $J_{(d)} = 0$ these constraints reduce to:

$$1 + J_{(g)} \geq 0, \quad (1 + J_{(g)})Y_q - \left(\frac{2}{3} + Y_q\right) \geq 0, \quad \text{hyperbolic}, \quad (69a)$$

$$-1 \leq J_{(g)} \leq 0, \quad \text{elliptic}, \quad (69b)$$

and define invariant subspaces in the plane $[J_{(g)}, \Omega_q]$ in which phase spaces trajectories are confined (we used the fact that $W_q = Y_q$ for hyperbolic models).

The dynamical system (49a)–(49c) also becomes reduced: the differential equation (49c) becomes a constraint that is identically satisfied, with the two remaining equations (49a)–(49b) leading to the 2-dimensional dynamical system

$$\frac{\partial \Omega_q}{\partial \xi} = \varepsilon \Omega_q (\Omega_q - 1), \quad (70a)$$

$$\frac{\partial J_{(g)}}{\partial \xi} = \varepsilon \frac{[2 - (\Omega_q + 2)W_q]J_{(g)}(J_{(g)} + 1)}{2(W_q - 2/3)}, \quad (70b)$$

whose critical points are:

- Hyperbolic models. The Einstein de Sitter point **EdS** (55c) is the past attractor and **S1** (55d) is a saddle. The future attractor **MIL** (55b) is the same of the general hyperbolic case.
- Elliptic models ($\varepsilon = -1$). The Einstein de Sitter point **EdS** (55c) is also the past attractor. The point **S2** (55e) is the future attractor: it is contained in the line of sinks **BC** of the general case (associated with the Big Crunch singularity). The Einstein de Sitter point **EdS** (55c) is a saddle.

The phase space evolution is depicted by figures 4 and 5. The trajectories are confined to the invariant subspace **SDM**. We have the following features:

- Hyperbolic models (figure 4). The early time evolution is radically different from that of the general case, as trajectories emerge from the **EdS** past attractor (red circle), but the late time evolution is qualitatively similar: curves evolve towards decreasing Ω_q and terminate at the future attractor (line of sinks) **MIL** of the general case (dark blue thick line). The position of each curve in **MIL** depends on initial conditions given by the terminal value (57b). Curves with $\Delta_0^{(g)} \geq 0$ (figure 4a) or $\Delta_0^{(g)} \leq 0$ (figure 4b) respectively terminate with positive or negative values of $J_{(g)}$. As shown in section 11.4, initial conditions $\Delta_0^{(g)} \geq 0$ or $\Delta_0^{(g)} \leq 0$ respectively determine a void or clump density profile for the whole evolution.
- Expanding stage of elliptic models (figure 5). The curves are depicted in red in the online version. The early time evolution is qualitatively the same as that of hyperbolic models described above, but the curves evolve towards increasing Ω_q to a late time regime given by the maximal expansion $\hat{\Omega}_q = \arctan \Omega_q = \pi/2$ as $\xi \rightarrow \ln a_{\max}$ analogous to the general case.
- Collapsing stage of elliptic models. The curves are depicted in blue in the online version. They evolve from the maximal expansion $\hat{\Omega}_q = \pi/2$ towards the future attractor point **S2**, contained in the line of sinks **BC** of the general case. Again, the behavior near the collapse singularity is qualitatively different from that near the initial singularity in the expanding stage (past attractor **EdS**).

As we discuss in sections 11 and 12, the early time phase space behavior around the **EdS** past attractor is the characterization of the early time homogeneity associated with models with suppressed decaying mode.

10. Switching off the growing mode.

Models characterized by a suppressed growing mode $J_{(g)} = \mathcal{J}_{(g)} = 0$ follow from either one of the following combination of restrictions:

$$\Delta_0^{(g)} = 0 \text{ with } \mathcal{H}_q \tau_q \neq \frac{2}{3} \Rightarrow \beta_{q0} = \text{const.}, \text{ (hyperbolic and elliptic models),} \quad (71a)$$

$$\Delta_0^{(g)} \neq 0 \text{ with } \mathcal{H}_q \tau_q = \frac{2}{3} \Rightarrow \Omega_{q0} - 1 = \mathcal{K}_{q0} = 0 \text{ (parabolic models),} \quad (71b)$$

where g_{q0} is defined in (22) and we used $\delta_0^{(\beta)} = (1 + \delta_0^{(\rho)})\Delta_0^{(g)}$. These restrictions lead to the following set of restricted initial conditions:

$$\beta_q = b_0 = \text{const.} \Rightarrow \frac{4\pi}{3}\rho_q = b_0|\mathcal{K}_q|^{3/2} \text{ or } \mathcal{H}_q = \frac{b_0\Omega_q}{2|1 - \Omega_q|^{3/2}}, \quad (72a)$$

$$\Omega_{q0} - 1 = \mathcal{K}_{q0} = 0 \Rightarrow \mathcal{H}_q^2 = \frac{8\pi}{3}\rho_q, \quad 2\delta^{(\mathcal{H})} = 2\delta^{(\rho)}, \quad (72b)$$

so that a single free parameter is sufficient to fully determine these models.

The phase space evolution is contained in the invariant subspace **SGM** in Table 1, which is the plane $J_{(\text{g})} = 0$ parametrized by $[J_{(\text{d})}, \Omega_q]$, with the line $\Omega_q = 1$, $J_{(\text{d})} = J_{(\text{d})}(\xi)$ corresponding to parabolic models (the invariant subspace **PAR** \subset **SGM** in Table 1). The HL constraints (63a)–(63d) for elliptic models with $\Delta_0^{(\text{g})} = 0$ cannot be fulfilled, hence all regular models with a suppressed growing mode must be either hyperbolic models with $\Delta_0^{(\text{g})} = \Delta^{(\text{g})} = 0$ or parabolic models, both complying with $-1 \leq J_{(\text{d})} \leq 0$ (from the HL constraints (54a)–(54c)).

For hyperbolic models complying with $\Delta_0^{(\text{g})} = \Delta^{(\text{g})} = 0$ the dynamical system (49a)–(49c) reduces to the 2-dimensional system

$$\frac{\partial \Omega_q}{\partial \xi} = \Omega_q(\Omega_q - 1), \quad (73a)$$

$$\frac{\partial J_{(\text{d})}}{\partial \xi} = - \left(1 + \frac{\Omega_q}{2} \right) J_{(\text{d})}(J_{(\text{d})} + 1), \quad (73b)$$

whose critical points are the same critical points of the general case with $J_{(\text{g})} = 0$, namely: the past attractor (source) **BB** (55a), the saddles **EdS** and **S1** in (55c) and (55d), and the restriction $J_{(\text{g})} = 0$ of the future attractor **MIL**, which is the Minkowski point **MINK** $[\Omega_q = 0, J_{(\text{d})} = 0, J_{(\text{g})} = 0]$ (see Table 1).

For parabolic models ($\Omega_q = 1$) the system (73a)–(73b) further reduces to a single dynamical equation that determines the line **PAR** in Table 1:

$$\frac{\partial J_{(\text{d})}}{\partial \xi} = -\frac{3}{2} J_{(\text{d})}(J_{(\text{d})} + 1) \quad \Rightarrow \quad J_{(\text{d})}(\xi) = \frac{J_{(\text{d})0}}{(1 + J_{(\text{d})0})e^{3\xi/2} - J_{(\text{d})0}}, \quad (74)$$

where $J_{(\text{d})0} = J_{(\text{d})}(0, r)$ is given by (51b). The past attractor is the same one of the general case: **BB** with $\xi \rightarrow -\infty$, $J_{(\text{d})} \rightarrow -1$, while the future attractor is the **EdS** point with $\xi \rightarrow \infty$, $J_{(\text{d})} \rightarrow 0$. These critical points single out parabolic models as the only LTB models whose asymptotic late time evolution is qualitatively analogous to that of an Einstein de Sitter model.

The phase space evolution of models with a suppressed growing mode is depicted by figure 6. A qualitative description is provided below:

- Hyperbolic models. Because of the HL constraints, the phase space trajectories are contained in the restriction $-1 \leq J_{(\text{d})} \leq 0$ of **SGW** (see Table 1), and thus, they are qualitatively analogous to those of the general case for early times near the past attractor **BB** (55a). However, the late time evolution is qualitatively different: all phase space trajectories terminate at the Minkowski sink **MINK** associated with an asymptotic homogeneous vacuum state $\Delta^{(\text{g})}, \delta^{(\rho)} \rightarrow 0$ as $\xi \rightarrow \infty$.
- Parabolic models evolve in the invariant subspace **PAR** from the big bang past attractor **BB** to the future attractor **EdS**.

11. Phase space evolution of the perturbations.

Besides their coordinate independent nature [18], the $\delta^{(A)}$ define a self-consistent gauge invariant perturbation formalism on a FLRW background associated with the q-scalars $\rho_q, \mathcal{H}_q, \mathcal{K}_q, \Omega_q$ (see [19] for a comprehensive discussion). Therefore, it is useful to examine the relation between the density modes and the phase space evolution of these perturbations (specially the density perturbation $\delta^{(\rho)} = J_{(\text{g})} + J_{(\text{d})}$).

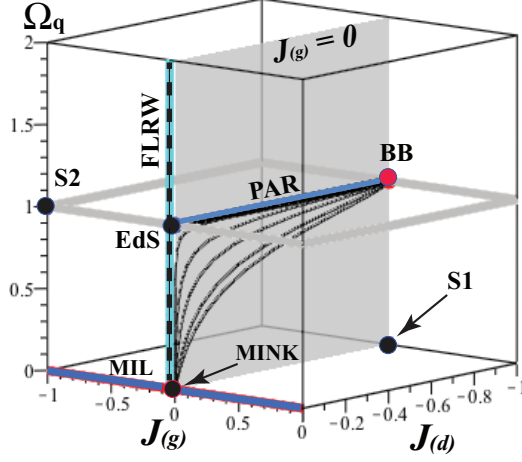


Figure 6. Phase space evolution of regular models with suppressed growing mode. The figure displays trajectories of hyperbolic models contained in the region $0 < \Omega_q < 1$ of the invariant subspace **SGM** (shaded plane $J_{(g)} = 0$). Elliptic models present shell crossings and their trajectories are not displayed. Parabolic models are confined to the invariant subset **PAR** (the line $\Omega_q = 1$) contained in **SGM**. Details of the phase space evolution, critical points and invariant subspaces are discussed in section 10. Notice that the Minkowski **MINK** and Einstein de Sitter **EdS** points are the future attractors of hyperbolic and parabolic models.

11.1. Early times regime.

If the decaying mode is nonzero ($\Delta_0^{(d)} \leq 0$), this mode completely dominates the early time behavior of the perturbations, since $J_{(g)}, \mathcal{J}_{(g)} \approx 0$ and $\delta^{(\rho)} \approx J_{(d)}$ hold near the past attractor **BB** associated with a non-simultaneous big bang (these remarks also hold when the growing mode is suppressed $J_{(g)} = \mathcal{J}_{(g)} = 0$). For whatever choice of initial conditions (51a)–(51b), we have from (30) and (38a)–(38b):

$$\delta^{(\rho)} \approx -1 - \frac{1}{3\sqrt{\Omega_{q0}} \Delta_0^{(d)}} a^{3/2} \rightarrow -1, \quad (75a)$$

$$\delta^{(\mathcal{K})} \approx -\frac{2}{3} \mp \frac{2[1 + (3/2)\delta_0^{(\mathcal{K})}]}{9\sqrt{\Omega_{q0}} \Delta_0^{(d)}} a^{3/2} \rightarrow -\frac{2}{3}, \quad (75b)$$

$$\delta^{(\mathcal{H})} \approx -\frac{1}{2} - \frac{\Omega_{q0} - 1}{6\Omega_{q0}} a \rightarrow -\frac{1}{2}, \quad (75c)$$

$$\delta^{(\Omega)} \approx -\frac{1 - \Omega_{q0}}{3} a \rightarrow 0, \quad (75d)$$

which clearly illustrate how the dominance of the decaying mode is associated with a very inhomogeneous early times behavior of the scalars A and A_q since $|\delta^{(A)}| \ll 1$ does not hold (the exception being $\delta^{(\Omega)}$). This early time inhomogeneity can be appreciated by looking at the consequences of the limit $\delta^{(\rho)} \rightarrow -1$ in (75a): it indicates a very

different behavior of the local density, ρ , and its associated q-scalar, ρ_q , in the early time regime:

$$\rho \approx \frac{\rho_0}{3\sqrt{\Omega_{q0}}(-\Delta_0^{(d)})a^{3/2}} \ll \rho_q = \frac{\rho_{q0}}{a^3}, \quad (76)$$

where we assumed that $\Delta_0^{(d)} \leq 0$ holds (in compliance with (53)) and used $\rho = \rho_q(1 + \delta^{(\rho)})$, as well as (30) and (75a). While both densities diverge near **BB**, they diverge at very different rates with $\rho \ll \rho_q$, so that $\rho/\rho_q = 1 + \delta^{(\rho)} \rightarrow 0$, which provides a measure of inhomogeneity because ρ_q can be associated with the density of an abstract FLRW background (see [19]).

If the decaying mode is suppressed ($\Delta_0^{(d)} = 0$), the past attractor is no longer **BB** but the **EdS** point associated with a simultaneous big bang (see figures 4 and 5). The early time behavior of the $\delta^{(A)}$ in the limit $\xi \rightarrow -\infty$ (or $a \rightarrow 0$, $t \rightarrow t_{\text{bb}(0)}$) is radically different from the corresponding limits when $\Delta_0^{(d)} \leq 0$ in (75a)–(75c):

$$\delta^{(\rho)} \approx \frac{\epsilon \Delta_0^{(g)} \gamma_{q0}}{5} a \rightarrow 0, \quad \delta^{(\mathcal{H})} \approx -\frac{\epsilon \Delta_0^{(g)} \gamma_{q0}}{15} a \rightarrow 0, \quad \delta^{(\mathcal{K})} \approx \frac{-2\Delta_0^{(g)}}{3}, \quad (77)$$

where $\epsilon = 1, -1$ for hyperbolic and elliptic models and $\delta^{(\Omega)}$ having the same limit as $\delta^{(\rho)}$ (*i.e.* (75d)). Evidently, the elimination of the decaying mode suppresses the early time inhomogeneity in the density and Hubble factor, as they decay at the same FLRW rate as their associated q-scalars: $\rho \approx \rho_q \sim a^{-3}$ and $\mathcal{H} \approx \mathcal{H}_q \sim a^{-3/2}$, though this does not occur for the spatial curvature (unless we demand the extra condition $|\Delta_0^{(g)}| \ll 1$ in (77)).

Because of their compatibility with the near homogeneity expected for early Universe conditions, models with suppressed decaying mode have been preferred in most work dealing with observational applications (specifically void models, see [4, 9] and references quoted therein).

11.2. Late times regime.

If the growing mode is nonzero ($\Delta_0^{(g)} \neq 0$ and $\mathcal{H}_q \tau_q \neq 2/3$), this mode completely dominates the late time behavior of the perturbations, since $J_{(d)}, \mathcal{J}_{(d)} \approx 0$ and $\delta^{(\rho)} \approx J_{(g)}$ hold, either near the future attractor **MIL** of hyperbolic models ($t \rightarrow \infty$, $\xi \rightarrow \infty$, $\Omega_q \rightarrow 0$), or the maximal expansion ($t \rightarrow t_{\text{max}}$, $\xi \rightarrow \ln a_{\text{max}}$, $\Omega_q \rightarrow \infty$) in elliptic models (see figure 1). The behavior of the density perturbation in both cases follows directly from (30):

$$\delta^{(\rho)} \approx \frac{\Delta_0^{(g)}}{1 - \Delta_0^{(g)}}, \quad t \rightarrow \infty \text{ (hyperbolic models),} \quad (78a)$$

$$\delta^{(\rho)} \approx -\frac{2\Delta_0^{(g)}}{1 + 2\Delta_0^{(g)}}, \quad t \approx t_{\text{max}} \text{ (elliptic models),} \quad (78b)$$

with the perturbation $\delta^{(\Omega)}$ having the same late time limit as $\delta^{(\rho)}$ in (78a) for hyperbolic models (from (38b)), while for elliptic models we have $\delta^{(\mathcal{H})} \rightarrow \infty$ and $\delta^{(\Omega)} \approx -(\Omega_q - 1)\mathcal{H}_q \approx -\mathcal{K}_q/\mathcal{H}_q \rightarrow -\infty$ as $t \rightarrow t_{\text{max}}$ (an expected result since $\Omega_q \rightarrow \infty$ and $\mathcal{H}_q = 0$ hold in this limit). The remaining perturbations $\delta^{(\mathcal{K})}$ and $\delta^{(\mathcal{H})}$ vanish near **MIL**. Notice how the dominance of the growing mode yields an asymptotic nonzero value for $\delta^{(\rho)}$ and $\delta^{(\Omega)}$ that is proportional to $\mathcal{J}_{(g)} \approx \Delta_0^{(g)}$, which indicates the existence of an inhomogeneous late time density (the “residual inhomogeneity” reported in [27]).

11.3. The collapsing regime.

Near the future attractor **BC** (65), associated with the collapsing singularity (Big Crunch), the perturbations take the same asymptotic inhomogeneous forms (75a)–(75d). However, the interpretation of these limits is radically different, as they are not associated with a dominant decaying mode, but a dominant growing mode. This follows from the fact that both modes $\mathcal{J}_{(g)}$ and $\mathcal{J}_{(d)}$ diverge in (66a)–(66b) (see also figure 1), with $|\mathcal{J}_{(g)}| > \mathcal{J}_{(d)}$ (from (67)), while $J_{(g)}$ and $J_{(d)}$ reach nonzero finite terminal values such that $J_{(g)} + J_{(d)} = \delta^{(\rho)} = -1$. Another important difference is the fact that the limits (75a)–(75d) also hold for elliptic models with a suppressed decaying mode as trajectories approach the future attractor **S2** (see figure 5 and section 9), while near the big bang past these limits only hold when the decaying mode is nonzero (the past attractor **BB**). In a sense, the description of conditions near **BC** allows us to disentangle the behavior near **BC** from that near **BB**, given the fact that the perturbations reach the same limits near both critical points. Hence, regardless of the existence of a decaying mode, there is a clear inhomogeneous growing mode dominated behavior near the Big Crunch that is qualitatively analogous to that of the Big Bang with a nonzero dominating decaying mode.

11.4. Density radial profiles.

As shown in [23], the relation between the gradients ρ'_q , ρ' and the density perturbation $\delta^{(\rho)}$ leads to a close connection between the sign of $\delta^{(\rho)}$ and the type of density radial profile: over density or “clump” if $\rho'_q \leq 0$ and under density or “void” if $\rho'_q \geq 0$ (for a comprehensive discussion see [23]). The close relation between the density radial profiles and the growing mode emerges from the fact (see lemmas 7 and 9 and Table 1 of [23]) that initial conditions that govern the evolution of these profiles depend on the sign of $\delta_0^{(\beta)}$ in (27a), which determines the sign of $\Delta_0^{(g)}$, $\Delta^{(g)}$, $\mathcal{J}_{(g)}$ and $J_{(g)}$ (see (31), (33), (45a) and (36)). Therefore, considering the early and late time limits of ρ in (75a), (77) and (78a)–(78b), we arrive to the following general results relating density profiles and the sign of the density growing mode:

- **If the growing mode is positive ($\mathcal{J}_{(g)}, J_{(g)} \geq 0$) a density void profile necessarily emerges in the late time evolution.** This applies only to those regular hyperbolic models with initial conditions $\Delta_0^{(g)} \geq 0$, irrespective of whether the decaying mode is zero or not (figure 2a).
- **If the growing mode is positive ($\mathcal{J}_{(g)}, J_{(g)} \geq 0$) and the decaying mode is zero ($\mathcal{J}_{(g)}, J_{(g)} = 0$) a density void profile occurs for the whole time evolution.** This applies only to those regular hyperbolic models with initial conditions $\Delta_0^{(g)} \geq 0$, $\Delta_0^{(d)} = 0$ (figure 4a).
- **If the growing mode is negative ($\mathcal{J}_{(g)}, J_{(g)} \leq 0$) a density clump profile necessarily occurs for the whole time evolution.** This applies to all regular elliptic models (figures 3 and 4a) and to regular hyperbolic models with initial conditions $\Delta_0^{(g)} \leq 0$, irrespective of whether the decaying mode is zero or not (figures 2b and 4b).

These general results may seem to be counter-intuitive, because they are opposite to the “conventional wisdom” from the astrophysical literature [3, 4, 35] in which a positive growing mode is associated with an increasing density contrast in the formation of an over-density (clump), while a negative growing mode becomes

intuitively connected to a decreasing density contrast in the formation of an under-density or void (see especially examples in [3, 4, 7], see [19] for a comprehensive discussion on this issue).

The definition of “clump” or “void” profiles can be extended to other scalars [19, 23]. For regular hyperbolic models it is straightforward to show that the pattern of profile evolution of Ω_q is qualitatively analogous to the profile evolution of ρ and ρ_q , while as shown in Table 1 of [23], the profile pattern of \mathcal{K}_q is approximately the opposite to that of ρ and ρ_q . The evolution of radial profiles of \mathcal{H} and \mathcal{H}_q exhibits a much weaker relation to the signs of the density models (see [23]).

12. Inhomogeneity in terms of invariant scalars.

The perturbations $\delta^{(A)}$ are covariant objects directly related to curvature and kinematic invariants [18]:

$$\delta^{(\rho)} = \frac{\phi}{1 - \phi}, \quad \delta^{(\mathcal{H})} = -\frac{\zeta}{1 + \zeta}, \quad (79)$$

$$\phi \equiv \frac{6\Psi_2}{\mathcal{R}} = \frac{\delta^{(\rho)}}{1 + \delta^{(\rho)}} = \mathcal{J}_{(\text{g})} + \mathcal{J}_{(\text{d})}, \quad (80a)$$

$$\zeta \equiv \frac{\Sigma}{\mathcal{H}} = -\frac{\delta^{(\mathcal{H})}}{1 + \delta^{(\mathcal{H})}} = \frac{2(1 - \Omega_q)\Delta_0^{(\text{g})} - (\Omega_q + 2)(\mathcal{J}_{(\text{g})} + \mathcal{J}_{(\text{d})})}{6 - 2(1 - \Omega_q)\Delta_0^{(\text{g})} + (\Omega_q - 4)(\mathcal{J}_{(\text{g})} + \mathcal{J}_{(\text{d})})}, \quad (80b)$$

where $\mathcal{R} = 8\pi\rho$ is the Ricci scalar and the scalars Ψ_2, Σ are defined in (16) and (17). Evidently, $\delta^{(\rho)}$ and $\delta^{(\mathcal{H})}$ provide an invariant measure of the deviation from FLRW homogeneity through the ratio of Weyl to Ricci curvature (ϕ) and anisotropic to isotropic expansion (ζ). The remaining perturbations $\delta^{(\mathcal{K})}$ and $\delta^{(\Omega)}$ can also be expressed in terms of these invariants by substituting (80a) and (80b) into (11) and (14). We have the following possibilities on the relation between ϕ, ζ and the density modes:

- If the decaying mode is not suppressed ($\Delta_0^{(\text{d})} \leq 0$), these ratios take the following early time forms near the past attractor **BB**

$$\phi \approx \mathcal{J}_{(\text{d})} \approx \frac{3\sqrt{\Omega_{q0}}\Delta_0^{(\text{d})}}{a^{3/2}} \rightarrow -\infty, \quad \zeta \approx 1 - \frac{2(\Omega_{q0} - 1)}{\Omega_{q0}} a \rightarrow 1, \quad (81)$$

where we assumed that $\Delta_0^{(\text{d})} \leq 0$ holds in compliance with (61).

- If the decaying mode is suppressed ($\Delta_0^{(\text{d})} = 0$) then both ratios vanish near the past attractor **EdS**.
- If the growing mode is not suppressed, the ratio ϕ takes the following forms in late time regime:

$$\phi \approx \Delta_0^{(\text{g})} \approx \mathcal{J}_{(\text{g})} \quad (\text{near future attractor } \mathbf{MIL}), \quad (82a)$$

$$\phi \approx -2\Delta_0^{(\text{g})} \approx \mathcal{J}_{(\text{g})} \quad (\text{near maximal expansion}), \quad (82b)$$

with the ratio ζ vanishing near **MIL** and diverging near maximal expansion (because $\mathcal{H}_q = 0$ and $\Omega_q \rightarrow \infty$).

- If the growing mode is suppressed ($\Delta_0^{(\text{g})} = 0$) then both ratios take the same form as (81) and both vanish in the future attractor **MINK**.

- In the collapsing regime ζ has the same form as in (81) near **BC**, but ϕ takes the form:

$$\phi \approx \frac{3\sqrt{\Omega_{q0}} [\pi \Delta_0^{(g)} \Omega_{q0} + \Delta_0^{(d)} \mathcal{H}_{q0} (\Omega_{q0} - 1)^{3/2}]}{(\Omega_{q0} - 1)^{3/2} a^{3/2}} \rightarrow \infty, \quad (83)$$

where we used (62) and the form for t_{coll} in (28b).

It is important to remark that in most cases above ϕ increases as the evolution proceeds and the growing mode becomes dominant, the exceptions to this rule are the following two cases with suppressed decaying mode: hyperbolic models with $\Delta_0^{(g)} \leq 0$ and elliptic models, since ϕ goes from $\phi = 0$ at the past attractor **EdS** towards negative late time values (82a)–(82b) (notice that $\Delta_0^{(g)} \geq 0$ is a necessary HL condition for elliptic models).

13. Summary and final discussion.

We have found analytic exact covariant expressions ($\mathcal{J}_{(g)}$, $\mathcal{J}_{(d)}$ in (31) and (32), section 4) that generalize for LTB dust models the density growing and decaying modes of linear perturbation theory of dust sources (section 5). To achieve this task we considered the exact density perturbation, $\delta^{(\rho)}$, that emerges from the description of LTB dynamics furnished by the quasi-local (q-scalars) A_q and their local perturbations $\delta^{(A)}$, which were studied comprehensively in [18, 19]. As shown in these references, the q-scalars and their perturbations are themselves covariant scalars related to curvature and kinematic invariants (see section 12), and in particular the $\delta^{(A)}$ yield a rigorous self-consistent formalism of exact perturbations in which a “FLRW background” is defined by the A_q . The background material on q-scalars and perturbations was presented in sections 2 and 3.

The relation between $\mathcal{J}_{(g)}$, $\mathcal{J}_{(d)}$ and the dynamical behavior of LTB models was studied thoroughly by means of a dynamical system defined in section 6, whose associated 3-dimensional phase space \mathcal{P} is parametrized by the q-scalar Ω_q (which generalizes the FLRW Omega factor) and two variables $J_{(g)}$, $J_{(d)}$ (see (45a)–(45b)) that are closely related to $\mathcal{J}_{(g)}$, $\mathcal{J}_{(d)}$. Hence, dust layers are curves (phase space trajectories) evolving between the critical points of in \mathcal{P} , with the full set of trajectories of each model defining a unique 2-dimensional surface in \mathcal{P} . This phase space study, which is applicable to any LTB model admitting at least one symmetry center, represents an important improvement over previous work using a dynamical systems approach to LTB models [20, 21], since: (i) we now describe the Hellaby–Lake (HL) regularity conditions (absence of shell crossing singularities) as fluid preserved constraints that are effectively invariant subspaces of \mathcal{P} , and (ii) we provide a full description of the expanding and collapsing regimes of elliptic models in a unified phase space. The phase space approach developed in this paper also represents a significant improvement over previous articles that used other means to obtain exact expressions for the density modes [3, 26, 27] (see Appendix A for a critical review of this literature).

Considering the HL conditions as fluid preserved constraints, the density modes provide an effective classification of regular LTB models in 4 subclasses that define regions of \mathcal{P} that are invariant subspaces, so that all phase space trajectories of any of these subclasses are entirely confined to its corresponding region. These 4 subclasses were examined separately: hyperbolic and elliptic models in the general case when both density modes are nonzero (subspaces **HYP** and **ELL** discussed in sections 7 and 8), and models in which one of the modes is suppressed: suppressed decaying

mode (invariant subspace **SDM**, section 9) and suppressed growing mode (invariant subspace **SGM**, which contains parabolic models **PAR**, section 10). The main results of this phase space study are:

- For all LTB models of the general case the early time evolution is governed by the decaying mode ($|\mathcal{J}_{(d)}| \gg |\mathcal{J}_{(g)}|$, $|J_{(d)}| \gg |J_{(g)}|$), whereas in the late time evolution (even in the collapsing stage) the growing mode is dominant ($|\mathcal{J}_{(g)}| \gg |\mathcal{J}_{(d)}|$, $|J_{(g)}| \gg |J_{(d)}|$). The signs of the modes are determined by the fulfillment of the HL conditions. The time evolution of $\mathcal{J}_{(g)}$ and $\mathcal{J}_{(d)}$ for a typical dust layer was displayed in figure 1.
- For all models in which the decaying mode is nonzero ($J_{(d)} \leq 0$ at early times from the HL conditions) the phase space trajectories begin their evolution in a past attractor **BB** (see sections 7, 8 and 10, as well as figures 2, 3 and 6), associated with a non-simultaneous Big Bang and very inhomogeneous early time conditions (see discussion in sections 11.1 and 12).
- If the decaying mode is suppressed, the past attractor is the Einstein de Sitter point **EdS**, associated with a simultaneous Big Bang and early time homogeneous conditions (see sections 9, 11.1 and figures 4 and 5).
- Phase space trajectories of hyperbolic models with nonzero growing mode (regardless of the value of the decaying mode) terminate in a line of sinks that define a future attractor **MIL**, associated with the Milne spacetime contained in the **VAC** invariant subspace of vacuum LTB models (see Table 1 and figures 2 and 4). Since $\delta^{(\rho)} \neq 0$ at **MIL**, there is a terminal density inhomogeneity proportional to the amplitude of the growing mode $\Delta_0^{(g)}$, with (see section 11.4) the terminal density profile being a void ($\Delta_0^{(g)} \geq 0$, $\delta^{(\rho)} \geq 0$) or clump ($\Delta_0^{(g)} \leq 0$, $\delta^{(\rho)} \leq 0$). If the decaying mode is suppressed, we have the same pattern but this void/clump form of the density profile holds for the whole evolution (see section 11.4 and 12). If the growing mode is suppressed the future attractor is the Minkowski point **MINK** (contained in **MIL**), with $\delta^{(\rho)} \rightarrow 0$ and thus with homogeneous terminal density (see figure 6).
- Parabolic models are a subset of models with suppressed growing mode, evolving along the line **PAR** contained in the subspace **SGM**. They are described by a single trajectory that goes from the **BB** past attractor of the general case towards a future attractor given by the **EdS** point (see section 10 and figure 6). These are the only LTB models whose late time evolution approaches an Einstein de Sitter FLRW model.
- The future attractor of trajectories of the collapsing stage of all elliptic models with nonzero decaying is the line of sinks **BC**, associated with the Big Crunch singularity (see figure 3 and section 8). If the decaying mode is zero, the future attractor is the point **S2** contained in **BC** (see figure 5 and section 9). Hence, irrespective of the decaying mode, the dynamical behavior near the Big Crunch is dominated by the growing mode, and thus is qualitatively distinct from that near the Big Bang. This is an inherent feature of inhomogeneous models that is absent in FLRW re-collapsing models [21], even if the perturbations yield the same limiting values near both singularities (see section 11.3). However, the difference in behavior near these singularities becomes evident when examined in terms of the density modes and invariant scalars (see sections 11.3 and 12).

The invariant curvature and kinematic scalars, ϕ and ζ , as defined by (79) and (80a)–(80b), convey important dynamical information when we highlight their close relation

with the density modes. The asymptotic early time diverging form of the ratio of Weyl to Ricci curvature ϕ in (81) is consistent with the notions of a “non-isotropic” initial singularity and “primordial inhomogeneity”, normally associated with a dominant nonzero decaying mode, which radically changes to an “isotropic” initial singularity and “primordial homogeneity” when ϕ vanishes as this mode is suppressed. The late time forms (82a)–(82b) are consistent with the notion of “residual density inhomogeneity” associated with a nonzero growing mode (see [27] for complementary discussion). However, notice that a nonzero decaying mode also introduces an early time primordial inhomogeneity in the Hubble scalar \mathcal{H} and spatial curvature \mathcal{K} , while a nonzero growing mode does not introduce “residual inhomogeneity” in \mathcal{H} and \mathcal{K} , since the late time vanishing of $\delta^{(\mathcal{K})}$ and $\delta^{(\mathcal{H})}$ implies that the invariant scalar ζ also vanishes in this limit.

The role of the density modes can also be relevant in the use of LTB models to fit cosmological observations, in particular, the preference of models with a suppressed decaying mode in void models is justified [9] (see dissenting view in [36]) on the grounds that these models exhibit an early time Einstein de Sitter homogeneity (the past attractor **EdS** in models with $J_{(\text{d})} = 0$, see section 9 and figures 4 and 5). However, the demand that the decaying mode must be strictly (mathematically) zero may be too stringent, as it yields initial conditions that are too restrictive and (strictly speaking) LTB models no longer provide an appropriate description of cosmological conditions for times before the last scattering surface, and thus compatibility with observations may be achieved as long as perturbations are sufficiently small at this surface even if $J_{(\text{d})}$ is not strictly zero (see [37, 38, 39]). Looking at this issue is beyond the scope of this paper and will be pursued separately.

Finally, it is important to remark that the work we have undertaken in this paper can be easily generalized to LTB models with nonzero cosmological constant and to Szekeres models [40], and likely to even more general inhomogeneous spacetimes. This generalization is currently under elaboration and will be submitted for publication in the near future.

Appendix A. Review of previous literature.

Exact expressions for the density growing and decaying mode were obtained first by Silk in [26], which were re-derived by Krasinski and Plebanski in section 18.19 of reference [3], and more recently by Wainwright and Andrews in [27].

Silk (and Krasinsky–Plebanski afterwards) considered density perturbations defined by the “comoving fractional density gradient” $h_a^b(\rho, b/\rho) = (\rho'/\rho)\delta_a^b$ [28, 29, 31] in the traditional variables (see Appendix B), which (from (B.2)) involves the explicit computation of

$$\frac{\rho'}{\rho} = \frac{M'}{M} - \frac{2R'}{R} - \frac{R''}{R'}, \quad (\text{A.1})$$

for hyperbolic and elliptic models, using the parametric solutions (4c)–(4c) to eliminate R' and R'' in terms of R and $t_{\text{bb}} M$, E and their gradients. Since the resulting form of ρ'/ρ is too cumbersome, these authors only examine the asymptotic limits $t \rightarrow t_{\text{bb}}$ (hyperbolic and elliptic models) and $t \rightarrow \infty$ (hyperbolic models) of various subexpressions in order to identify the initial conditions that suppress either one of the modes amplitudes $(\delta_0^{(\beta)})$ and t'_{bb} which directly relate to $\Delta_0^{(\text{g})}$ and $\Delta_0^{(\text{d})}$. Notice that the parameters α, β, γ of [3] respectively correspond to $(3/r)(\delta_0^{(\gamma)} -$

$1/3$), $(-3/r)\delta_0^{(\beta)}$, $-1/\beta_{q0}$. There is no attempt to obtain the full expressions of the modes or to study their relation with generic properties of the models (regularity conditions or density profiles). As a contrast, we have used the density perturbation $\delta^{(\rho)}$ in (10) and (30), related to the gradient ρ'_q/ρ_q by (6), which allows us to identify the same amplitudes and yields much more tractable subexpressions for the modes (just compare the elegance and simplicity of (31) and (32) with the rather awkward equations of [3]).

Wainwright and Andrews considered exactly the same metric (1)–(2) [their equation (2.1)], with a satisfying the Friedman equation (3) [their equation (2.5)] with $\Lambda > 0$ and their parameters m, k respectively corresponding to $(8\pi/3)\rho_{q0}$, \mathcal{K}_{q0} . They use the ansatz $\Gamma = 1 + \Delta$, with the “deviation function” Δ given in the Goode–Wainwright form $\Delta = \beta_+(r)f_+(t, r) + \beta_-(r)f_-(t, r)$, which (according to the authors) identifies the growing (+) and decaying (–) modes.

However, Wainwright and Andrews assumed without any justification that their parameter m (*i.e.* ρ_{q0}) is constant, which (in general) is not true, and thus their study removes unjustifiably an important degree of freedom in the set of initial conditions. As a consequence, the following key results are only valid for the rather uninteresting particular case of models admitting a constant initial density ($\delta_0^{(\rho)} = 0$):

- The relation between Δ^2 and the ratio of quadratic invariant scalar contractions of the Weyl and Ricci tensors [their equation (2.8)] is not valid in general. If we consider the full degrees of freedom Δ^2 does not comply with such ratio, taking instead the form:

$$\Delta^2 = \left[\frac{6\Psi_2 - \delta_0^{(\rho)}(\mathcal{R} - 6\Psi_2)}{\mathcal{R}} \right]^2, \quad (\text{A.2})$$

where Ψ_2 is the only nonzero conformal invariant in a Newman–Penrose representation and \mathcal{R} is the 4-dimensional Ricci scalar. Evidently, if $\delta_0^{(\rho)} = 0$ we recover the equation (2.8) of Wainwright and Andrews, as the scalar contractions $C_{abcd}C^{abcd}$ and $\mathcal{R}_{ab}\mathcal{R}^{ab}$ are respectively proportional to Ψ_2^2 and \mathcal{R}^2 (see [18]).

- The evolution equation for Δ [their equation (2.9)] is in general given by:

$$a\dot{a}\dot{\Delta} + \left(\frac{3m}{a^3} - k \right) \Delta = \frac{r}{2} \left[k'(r) - \frac{2m'(r)}{a} \right], \quad (\text{A.3})$$

and reduces to (2.9) of Wainwright and Andrews only if $m' = 0$ (equivalent to $\delta_0^{(\rho)} = 0$). As a consequence, the general evolution equation for $\ddot{\Delta}$ is not given by (2.10).

- Equation (3.5) is not general. Hence, following these authors, if we define the growing/decaying modes from Δ in the general case we obtain

$$\Delta = 1 - \Gamma = rt'_{\text{bb}} \frac{\dot{a}}{a} - \frac{r}{2} \frac{\dot{a}}{a} I, \quad I = \int_0^a \frac{[2m' - k'\bar{a}]\bar{a}^{1/2}}{[2m - k\bar{a} + \frac{1}{3}\Lambda\bar{a}^3]^{3/2}}, \quad (\text{A.4})$$

which yields their equations (3.7) and (3.8) only if $m' = 0$. However, while the forms for β_- and f_- in (3.7) and (3.8) do coincide with (26) and $\mathcal{H}_q = \dot{a}/a$, and thus allow us to express the decaying mode (32) as the product $\beta_-(r)f_-(t, r)$, it is not possible (in general) to express the term $(\dot{a}/a)I$ as a product $\beta_+(r)f_+(t, r)$ that would allow for the identification of the growing mode (31) and its amplitude (27a).

Since the assumption “ $m' = 0$ ” carries along the rest of their paper, some (or a lot) of the results of Wainwright and Andrews may be misleading or even mistaken. In particular, a decomposition of the growing/decaying modes in terms of the Goode–Wainwright variables $\beta_{\pm} f_{\pm}$ obtained from the metric function Δ does not seem to be possible in general. As a contrast, such decomposition leading to the correct linear limit is possible and consistent through the density perturbation $\delta^{(\rho)}$ in (30). Besides the issue of consistency, we remark that $\delta^{(\rho)}$ is not a metric function, but a coordinate independent quantity related by (80a) to the ratio of invariant scalars Ψ_2 and \mathcal{R} .

Appendix B. LTB models in their standard variables.

LTB models are usually described in their original variables by the metric and field equations:

$$ds^2 = -dt^2 + \frac{R'^2}{1+2E} dr^2 + R^2 (d\vartheta^2 + \sin^2 \vartheta d\varphi^2), \quad (\text{B.1})$$

$$\dot{R}^2 = \frac{2M}{R} + 2E, \quad 4\pi\rho = \frac{M'}{R^2 R'} \quad (\text{B.2})$$

with the analytic solutions of the Friedman-like equation above given in a similar form as in (4a)–(4b).

We can obtain the metric (1) and Friedman equation (3) from their forms (B.1) and (B.2) by selecting the radial coordinate so that $R_0 = R(t_0, r) = r$ and re-scaling R , M , E as

$$\frac{R}{r} = a, \quad \frac{2M}{r^3} = \frac{8\pi}{3} \rho_{q0} = \Omega_{q0} \mathcal{H}_{q0}^2, \quad \frac{2E}{r^2} = -\mathcal{K}_{q0} = (1 - \Omega_{q0}) \mathcal{H}_{q0}^2, \quad (\text{B.3})$$

$$\Omega_{q0} = \frac{M}{M + Er}, \quad \mathcal{H}_{q0} = \frac{[2(M + Er)]^{1/2}}{r^{3/2}}, \quad (\text{B.4})$$

with $\Gamma = rR'/R$ and $\mathcal{H}_q = \dot{R}/R = \dot{a}/a$ given in terms of R , M , E , t_{bb} by

$$\frac{\Gamma}{r} = \frac{M'}{M} - \frac{E'}{E} - \frac{3\dot{R}}{R} \left[(t - t_{\text{bb}}) \left(\frac{M'}{M} - \frac{3E'}{2E} \right) + t'_{\text{bb}} \right], \quad \frac{\dot{R}}{R} = \frac{[2(M + ER)]^{1/2}}{R^{3/2}}. \quad (\text{B.5})$$

All the results of this article can be immediately re-written in terms of the variables R , M , E , t_{bb} by direct substitution of (B.3), (B.4) and (B.5) in the appropriate scaling laws and analytic expressions.

References

- [1] Lemaître G 1933 *Ann. Soc. Sci. Brux. A* **53** 51. See reprint in Lemaître G 1997 *Gen. Rel. Grav.* **29** 5; Tolman R C 1934 *Proc. Natl Acad. Sci.* **20** 169; Bondi H 1947 *Mon. Not. R. Astron. Soc.* **107** 410.
- [2] Krasinski A, *Inhomogeneous Cosmological Models*, Cambridge University Press, 1998.
- [3] Plebanski J and Krasinski A, *An Introduction to General Relativity and Cosmology*, Cambridge University Press, 2006.
- [4] K. Bolejko, A. Krasinski, C. Hellaby, M.-N. Célérier, *Structures in the Universe by exact methods: formation, evolution, interactions*, Cambridge University Press, Cambridge 2009
- [5] Celerier M N 2007 *New Advances in Physics* **1** 29 (Preprint [arXiv:astro-ph/0702416](#))
- [6] Bolejko K Celerier M N and Krasinski A 2011 *Class Quant Grav* **28** 164002 (Preprint [arXiv:1102.1449v2 \[astro-ph.CO\]](#))
- [7] Krasinski A and Hellaby C 2002 *Phys Rev D* **65** 023501; Krasinski A and Hellaby C 2004 *Phys Rev D* **69** 023502; Krasinski A and Hellaby C 2004 *Phys Rev D* **69** 043502; Hellaby C and Krasinski A 2006 *Phys Rev D* **73** 023518; Bolejko K Krasinski A and Hellaby C 2005 *MNRAS* **362** 213 (Preprint [arXiv:gr-qc/0411126](#)); Bolejko K Krasinski A and Hellaby C 2005 *Mon Not Roy Astron Soc* **362** 213–228 (Preprint [arXiv:0411126v2\[gr-qc\]](#))

- [8] Matravers D R and Humphreys N P 2001 *Gen. Rel. Grav.* **33** 53152; Humphreys N P, Maartens R and Matravers D R 1998 Regular spherical dust spacetimes (*Preprint gr-qc/9804023v1*)
- [9] Marra V and Notari A 2011 *Class. Quant. Grav.* **28** 164004 (*Preprint arXiv:1102.1015*)
- [10] Chuang C H, Gu J A and Hwang W Y P 2005 *Class. Quant. Grav.*, **25**, 175001 *Preprint astro-ph/0512651*
- [11] Paranjape A and Singh T P 2006 *Class. Quant. Grav.*, **23**, 69556969
- [12] Sussman R A 2008 On spatial volume averaging in Lematre–Tolman–Bondi dust models. Part I: back reaction, spacial curvature and binding energy (*Preprint arXiv:0807.1145 [gr-qc]*)
- [13] Sussman R A 2010 *AIP Conf Proc* **1241** 1146-1155 (*Preprint arXiv:0912.4074 [gr-qc]*)
- [14] Sussman R A 2011 *Back-reaction and effective acceleration in generic LTB dust models* To appear in *Class. Quant. Grav.* (*Preprint arXiv:1102.2663v1 [gr-qc]*)
- [15] Eardley D M 1974 *Commun. Math. Phys.* **37** 287; Eardley D M and Smarr L 1979 *Phys. Rev. D* **19** 2239; Dyer C C 1979 *MNRAS* **189** 189; Waugh B and Lake K 1988 *Phys. Rev. D* **38** 1315; Waugh B and Lake K 1989 *Phys. Rev. D* **40** 2137; Lemos J P S 1991 *Phys. Lett. A* **158** 279
- [16] Joshi P S and Dwivedi I H 1993 *Phys. Rev. D* **47** 5357; Joshi P S and Singh T P 1995 *Phys. Rev. D* **51** 6778; Dwivedi I H and Joshi P S 1997 *Class. Quant. Grav.* **47** 5357
- [17] Vaz C, Witten L and Singh T P 2001 *Phys. Rev. D* **63** 104020; Kiefer C, Mueller-Hill, Vaz C 2006 *Phys. Rev. D* **73** 044025; Bojowald M, Harada T and Tibrewala R 2008 *Phys. Rev. D* **78** 064057
- [18] Sussman R A 2013 *Class. Quant. Grav.* **30** 065015 (*Preprint arXiv:1209.1962v3 [gr-qc]*)
- [19] Sussman R A 2013 *Class. Quant. Grav.* **30** 065016 (*Preprint arXiv:1301.0959v2 [gr-qc]*)
- [20] Sussman R A 2008 *Class. Quantum Grav.* **25** 015012 *Preprint arXiv:grqc/0709.1005*
- [21] Sussman R A and Izquierdo G 2011 *Class. Quantum Grav.* **28** 045006 *Preprint arXiv:grqc/1004.0773*
- [22] Sussman R A 2010 *Gen. Rel. Grav.* **42** 2813–2864 (*Preprint arXiv:1002.0173 [gr-qc]*)
- [23] Sussman R A 2010 *Class. Quant. Grav.* **27** 175001 (*Preprint arXiv:1005.0717 [gr-qc]*)
- [24] Sussman R A Quasi-local variables and inhomogeneous cosmological sources with spherical symmetry 2008 *AIP Conf. Proc.* **1083** 228-235 *Preprint arXiv:0810.1120*.
- [25] Sussman R A 2009 *Phys. Rev. D* **79** 025009 (*Preprint arXiv:arXiv:0801.3324 [gr-qc]*)
- [26] Silk J 1977 *Astron. and Astrophys.* **59** 53
- [27] Wainwright J and Andrews S 2009 *Class. Quant. Grav.*, **26**, 085017
- [28] Ellis G F R and Bruni M 1989 *Phys. Rev. D* **40** 1804
- [29] Bruni M, Dunsby P K S and Ellis G F R 1992 *Astroph. J.* **395** 34–53
- [30] van Elst H and Ellis G F R 1996 *Class. Quantum Grav.* **13** 1099-1128 (*Preprint arXiv:gr-qc/9510044*)
- [31] Ellis G F R and van Elst H 1998 Cosmological Models (Cargèse Lectures 1998) *Preprint arXiv gr-qc/9812046 v4*
- [32] Zibin J P 2008 *Phys. Rev. D* **78** 043504 [*arXiv:0804.1787*]
- [33] Dunsby P *et al* 2010 *JCAP* **06** 017 (*Preprint arXiv:1002.2397v1 [astro-ph CO]*)
- [34] Bardeen J 1980 *Phys. Rev. D* **22** 1882; Bardeen J, Steinhardt P and Turner M S 1983 *Phys. Rev. D* **28** 679
- [35] Padmanabhan T 2002 *Theoretical Astrophysics, Volume III: Galaxies and Cosmology* (Cambridge University Press).
- [36] Cèlerier M N, Bolejko K and Andrzej Krasiński A 2010 *Astron. Astrophys.* **518** A21 [*arXiv:0906.0905v5*]
- [37] Clarkson C and Regis M 2011 *JCAP* **02** 013 (*Preprint arXiv:1007.3443v2[astro-ph CO]*)
- [38] Zibin J P 2011 *Phys. Rev. D* **84** 123508 (*Preprint arXiv:1108.3068*)
- [39] Bull F, Clifton T and Ferreira P G 2012 *Phys. Rev. D* **85** 024002 (*Preprint arXiv:1108.2222*)
- [40] Sussman R A and Bolejko K 2012 *Class. Quantum Grav.* **29** 065018 (*Preprint arXiv:1109.1178*)