

BG GEM – A POORLY-STUDIED BINARY WITH A POSSIBLE BLACK HOLE COMPONENT

N. A. Drake^{1,2}, A. S. Miroschnichenko³, S. Danford³, and C. B. Pereira¹

¹ *Observatório Nacional/MCTI, Rio de Janeiro, Brazil*

² *Sobolev Astronomical Institute, Saint-Petersburg State University,
Saint-Petersburg, Russia*

³ *University of North Carolina at Greensboro,
Department of Physics and Astronomy, Greensboro, NC, USA*

Abstract. BG Gem is an eclipsing binary with a 91.6–day orbital period. The more massive primary component does not seem to show absorption lines in the spectrum, while the less massive secondary is thought to be a K-type star, possibly a supergiant. These results were obtained with optical low-resolution spectroscopy and photometry. The primary was suggested to be a black hole, although with a low confidence. We present a high-resolution optical spectrum of the system along with new *BVR*–photometry. Analysis of the spectrum shows that the K-type star rotates rapidly at $v \sin i = 18 \text{ km s}^{-1}$ compared to most evolved stars of this temperature range. We also discuss constraints on the secondary’s luminosity using spectroscopic criteria and on the entire system parameters using both the spectrum and photometry.

Key words: Emission-line stars - circumstellar matter - binary systems - stars: fundamental parameters

1. Introduction

BG Gem is a 13–mag stellar object that shows brightness variations with a period of 91.645 days and an amplitude of ~ 0.5 mag at visible wavelengths (Benson et al. 2000). The primary eclipse is only observed at $\lambda \leq 4400 \text{ \AA}$, while the light curves are shallower at longer wavelengths. From low-resolution ($\sim 6 \text{ \AA}$) observations of the system, Kenyon, Groot, & Benson (2002) deduced that the optical spectrum is dominated by absorption lines from a K0 I secondary component. They suggested that line emission which occurs in the Balmer and some He I lines may originate from a B–type or a black hole primary component. From the radial velocity curve, they determined a components mass ratio of 0.22 ± 0.07 .

Elebert et al. (2007) took a high-resolution optical spectrum, retrieved

an archival UV spectrum obtained with HST, and found an upper limit for the X-ray flux from INTEGRAL. They detected a weak UV continuum (more indicative of a black hole than of a normal star), but a low X-ray luminosity ($\leq 10^{35}$ erg s $^{-1}$) and a low rotational velocity of the disk material (500 km s $^{-1}$ in the Balmer lines and ≤ 1000 km s $^{-1}$ in the UV emission lines). Therefore, these findings are inconclusive. However, if BG Gem does have a black hole component, it becomes the longest-period system of this kind in the Milky Way.

Open questions in studies of this system include the poorly known fundamental parameters of the cool secondary companion, the unknown nature of the primary component, and the evolutionary status of the entire system.

2. Observations

In order to refine the secondary component parameters as well as those of the entire system and check the light curve, we took new spectroscopic and photometric observations of the BG Gem system.

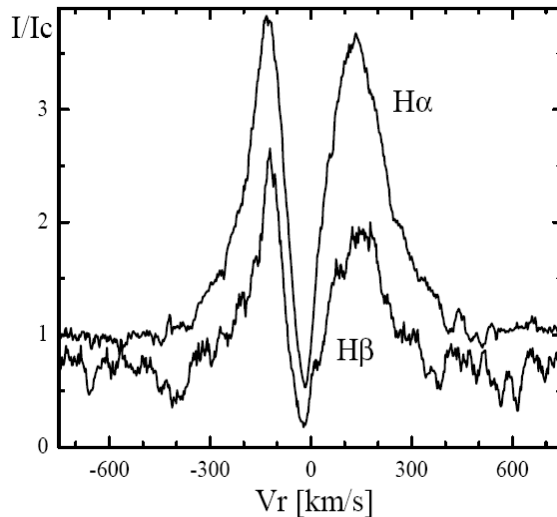


Figure 1: Balmer line profiles in our spectrum of BG Gem. The intensity is normalized to the nearby continuum and plotted against the heliocentric radial velocity.

The photometric data were obtained in the $VRH\alpha$ filters during 11 nights

in 2005–2006 at the 0.81-m telescope of the Three College Observatory near Greensboro, North Carolina, USA. The main goal of these observations was to look for changes of the light curves compared to the published data. **Our data show the same brightness level at covered phases, but they are insufficient to detect any possible change of the orbital period.**

A high-resolution échelle spectrum ($\lambda\lambda$ 4800–10500 Å, $R = 60\,000$) was obtained at the 2.7-m Harlan J. Smith telescope of the McDonald Observatory in December 2006. The spectrum was taken at an orbital phase of 0.62 (from the primary minimum). It has a signal-to-noise ratio of ~ 30 in continuum near $\lambda 4800$ Å that rises towards longer wavelengths reaching ~ 100 near $\lambda 1\ \mu\text{m}$. Parts of the spectrum are shown in Figures 1 and 2.

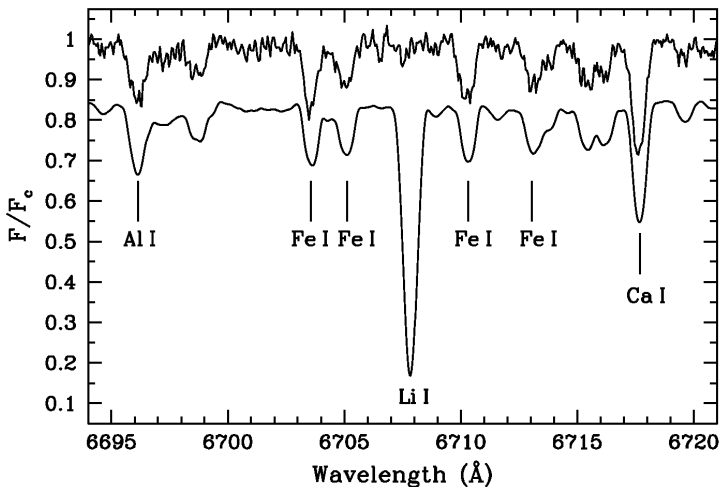


Figure 2: Comparison of our spectrum of BG Gem (upper line) and that of a K1 III star HD 19745 obtained with the same resolution. The spectral lines of HD 19745 were broadened to a rotational velocity of $18\ \text{km s}^{-1}$ to match the line widths of BG Gem. The spectrum of BG Gem resembles the spectrum of HD 19745 except for the Li I line at $\lambda 6707.8$ Å which is absent in the spectrum of BG Gem.

3. Atmospheric parameters

Significant rotational broadening of the lines in the spectrum of BG Gem, an insufficient S/N ratio, and veiling of the spectrum caused by the primary’s

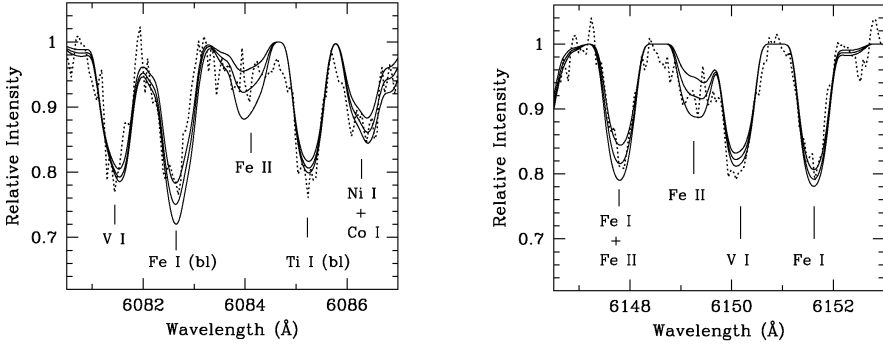


Figure 3: Comparison of the observed BG Gem spectrum (dotted line) with synthetic spectra calculated for $T_{\text{eff}} = 4500$ K and $\log g = 0.8, 1.6,$ and 2.4 (from bottom to top).

accretion disk emission make it difficult to measure equivalent widths of individual Fe I and Fe II lines and perform the usual analysis based on excitation and ionization equilibrium.

To derive the atmospheric parameters of BG Gem, we compared its spectrum with those of various K-type giant and supergiant stars with well-known parameters. We broadened lines in these spectra to the rotation velocity of BG Gem.

Projected rotation velocity of BG Gem was determined by means of fitting the observed spectrum with synthetic spectra, calculated with different values of rotation velocity. Taking into account the FWHM of the instrumental profile of the spectrograph and adopting a macroturbulent velocity of 2 km s^{-1} , we determined a rotation velocity of $v \sin i = 18.0 \pm 1.0 \text{ km s}^{-1}$ for BG Gem.

Using these parameters, we calculated a grid of synthetic spectra in a wide range of effective temperatures and surface gravities ($T_{\text{eff}}/\log g$) in the spectral region $6080 - 6180 \text{ \AA}$ containing lines of neutral elements with different excitation potentials and two lines of Fe II (at $\lambda 6084.1 \text{ \AA}$ and $\lambda 6149.2 \text{ \AA}$) which are sensitive to surface gravity.

Synthetic spectra were calculated using the local thermodynamic equilibrium (LTE) model atmospheres of Kurucz (1993) and the current version (August 2010) of the spectral analysis code MOOG (Snedden 1973). The solar

abundances taken from Anders & Grevesse (1989) were adopted except the carbon and nitrogen abundances, which are known to be modified in giant stars (see, e.g., Lambert & Ries 1981). The VALD atomic data base (Kupka et al. 1999) was used to create the line list. A microturbulent velocity of 2.0 km s^{-1} was adopted in our synthetic spectra calculations. An additional flux of 30% in continuum ($F_{\text{disk}}/F_{\text{cont}}$) was added to the synthetic spectra.

As an example, in Fig. 3 we show a comparison of the observed and synthetic spectra calculated with $T_{\text{eff}} = 4500 \text{ K}$ and different values of $\log g$ (from 0.8 to 2.4) in two spectral regions containing Fe II lines at $\lambda 6084.1 \text{ \AA}$ and $\lambda 6149.2 \text{ \AA}$ used to estimate the surface gravity.

Among high-rotating K giants with infrared excesses, nearly half have a high Li abundance (Drake et al. 2002). Such an abundance was found by González Hernández et al. (2004) for the secondary component in the black hole binary A0620–00 and by Sabbi et al. (2003) in the companion star to the millisecond pulsar J1740–5340 in NGC 6397 suggesting some Li production in these systems. We calculated synthetic spectra in the region of the Li I 6708 \AA resonance line and found a low Li abundance in BG Gem, $\log \varepsilon(\text{Li}) \leq 0.2$ (in the notation $\log \varepsilon(\text{X}) = \log(N_{\text{X}}/N_{\text{H}}) + 12.0$).

4. Results

Analysis of the absorption line spectrum shows that the secondary component is a K2 II/III star with a projected rotational velocity of $18 \pm 1 \text{ km s}^{-1}$, an effective temperature of $4500 \pm 300 \text{ K}$, and a surface gravity $\log g = 1.5 \pm 0.5$. The derived surface gravity implies a mass of the secondary component of $1 M_{\odot}$, if it is filling its Roche lobe. Diffuse interstellar bands are weak implying a noticeable contribution of the primary’s disk to the near-IR excess. Assuming an interstellar extinction of $A_V = 1.5 \text{ mag}$ and $M_V = -0.8 \text{ mag}$ for the K2-giant, the system is located at a distance of at least 3.5 kpc (no disk contribution at its eclipse by the secondary). No features that could be a result of an explosion in the system due to formation of the black hole are seen in the *WISE* data between $\lambda 3.4$ and $\lambda 11.5 \text{ \mu m}$.

5. Conclusions

We refined the fundamental parameters of the visible star in the BG Gem binary system and showed that it is a rapidly rotating K2 II/III star rather

than a K0 I star suggested by Benson et al. (2000) and Kenyon et al. (2002).

It is still unclear whether a black hole is present in the system. The fact that we detect no light from a hot star implies that the primary's disk completely veils it. Spectroscopic observations at both eclipses are needed to put further constraints on the system properties.

Acknowledgements

A.M. acknowledges support from the American Astronomical Society International Travel Grant program and from the Department of Physics and Astronomy of the University of North Carolina at Greensboro. N.A.D. acknowledges support of a PCI/MCTI (Brazil) grant under the Project 311.868/2011–8. This paper is partly based on observations obtained at the McDonald Observatory of the University of Texas at Austin. This research has made use of the SIMBAD database, operated at CDS, Strasbourg, France, as well of the Wide-Field Infrared Survey Explorer (*WISE*) database.

References

- Anders, E., and Grevesse, N.: 1989, *Geochim. et Cosmochim. Acta*, **53**, 197.
- Benson, P., Dullighan, A., Bonanos, A., McLeod, K.K., and Kenyon, S.J.: 2000, *Astron. J.* **119**, 890.
- Drake, N.A., de la Reza, R., da Silva, L., and Lambert, D. L.: 2002, *Astron. J.* **123**, 2703.
- Elebert, P., Callanan, P.J., Russel, L., and Shaw, S.E.: 2007, *Proc. IAU Symp.* **238**, 361.
- González Hernández, Rebolo, R., Israelian, G., and Casares, J.: 2004, *Astrophys. J.*, **609**, 998.
- Kenyon, S.J., Groot, P.J., and Benson, P.: 2002, *Astron. J.* **124**, 1054.
- Kupka, F., Piskunov, N., Ryabchikova, T.A., Stempels, H. C., and Weiss, W.W.: 1999, *Astron. Astrophys., Suppl. Ser.* **138**, 119.
- Kurucz, R.L.: 1993, *CD-ROM No. 13, Smithsonian Astrophysical Observatory*.
- Lambert, D.L., and Ries, L.M.: 1981, *Astrophys. J.* **248**, 228.
- Sabbi, E., Gratton, R.G., Bragaglia, A., Ferraro, F.R., Possenti, A., Camilo, F., and D'Amico, N. : 2003, *Astron. Astrophys.* **412**, 829.
- Snedden, C.: 1973, Ph.D. Thesis, Univ. of Texas.