

Superconductivity in Tetragonal $\text{LaPt}_{2-x}\text{Ge}_{2+x}$

Satoki MAEDA¹, Kazuaki MATANO¹, Hiroki SAWAOKA¹, Yoshihiko INADA², Guo-qing ZHENG^{1,3} *

¹*Department of Physics, Okayama University, Okayama 700-8530, Japan*

²*Department of Science Education, Graduate School of Education, Okayama University, Okayama 700-8530, Japan*

³*Institute of Physics and Beijing National Laboratory for Condensed Matter Physics, Chinese Academy of Sciences, Beijing 100190, China*

We find that a tetragonal CaBe_2Ge_2 -type structure can be stabilized in non-stoichiometric $\text{LaPt}_{2-x}\text{Ge}_{2+x}$. We further discovered that the tetragonal $\text{LaPt}_{2-x}\text{Ge}_{2+x}$ with $x=0.15$ and 0.2 respectively superconduct at $T_c=1.85$ K and 1.95 K, which is about four time higher than that in monoclinic LaPt_2Ge_2 .

Ternary silicides or germanides in the formula of MT_2X_2 (M=rare earth or alkaline earth metals, T=transition metals, X=Si or Ge) can crystallize in several different type structures. Most of them crystallize in the body centered tetragonal ThCr_2Si_2 type structure, but some with heavy T (T=Ir, Pt) crystallize in the primitive tetragonal CaBe_2Ge_2 type structure, a variant of the ThCr_2Si_2 type.¹⁻³⁾ The ThCr_2Si_2 type structure consists of M-TX-M-TX-M stacking planes, while in the CaBe_2Ge_2 type structure, the stacking sequence is M-TX-M-XT-M.

LaPt_2Ge_2 is a superconductor with a critical temperature $T_c=0.55$ K and was thought to take the CaBe_2Ge_2 type structure.⁴⁾ However, subsequent structure analysis shows that LaPt_2Ge_2 crystallizes in a monoclinic type structure, with the space group of either $P2_1$ ⁵⁾ or $P2_1/c$.⁶⁾ Venturini *et al.* reported that LaPt_2Ge_2 crystallizes in the non-centrosymmetric monoclinic structure with the space group $P2_1$,⁵⁾ a distorted version of the CaBe_2Ge_2 type. More recently, Imre *et al.* proposed that their data for LaPt_2Ge_2 can be better fitted by the centrosymmetric monoclinic structure with the space group $P2_1/c$.⁶⁾ This structure is also a distortion of the CaBe_2Ge_2 type but the volume of the unit cell is doubled compared to that reported earlier by Venturini *et al.*

Meanwhile, it has been demonstrated that, in the case of SmPt_2Ge_2 , one can switch be-

*E-mail: zheng@psun.phys.okayama-u.ac.jp

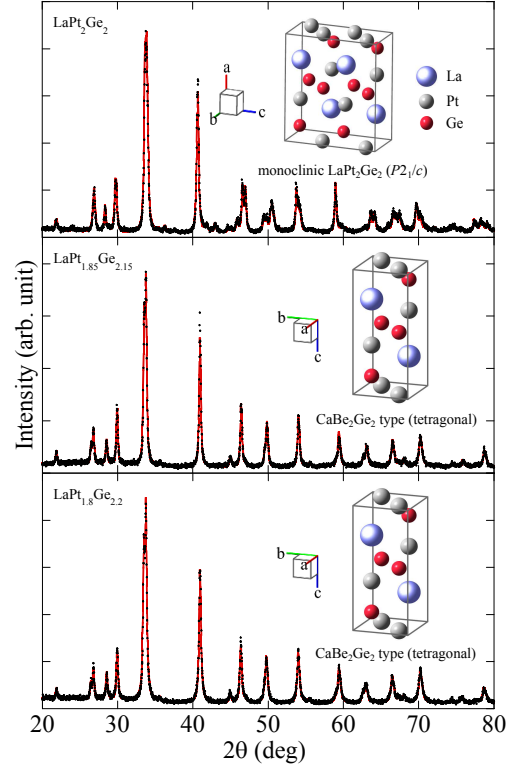


Fig. 1. (color online) The observed powder X-ray diffraction patterns (Cu $K\alpha$ radiation) of LaPt_2Ge_2 , $\text{LaPt}_{1.85}\text{Ge}_{2.15}$ and $\text{LaPt}_{1.8}\text{Ge}_{2.2}$. The solid curves show the calculated patterns for the structures shown in the insets.

tween a monoclinic structure and a tetragonal structure by changing the stoichiometry. Non-stoichiometric $\text{SmPt}_{2.25}\text{Ge}_{1.75}$ and $\text{SmPt}_{1.87}\text{Ge}_{2.13}$ crystallize in the tetragonal CaBe_2Ge_2 type structure, while stoichiometric SmPt_2Ge_2 crystallizes in the monoclinic structure with the space group $P2_1$.⁷⁾

In this work, we find that a tetragonal CaBe_2Ge_2 -type structure can also be stabilized in non-stoichiometric $\text{LaPt}_{2-x}\text{Ge}_{2+x}$. We further discovered that $\text{LaPt}_{2-x}\text{Ge}_{2+x}$ with $x=0.15$ and 0.2 respectively superconduct at $T_c=1.85$ K and 1.95 K, which is much higher than that in LaPt_2Ge_2 with a monoclinic structure. Stoichiometric and non-stoichiometric samples were synthesized by melting the elements of La (99.9%), Pt (99.999%) and Ge (99.999%) in an arc furnace under high-purity (99.9999%) Ar atmosphere. The resultant ingot was turned over and re-melted several times to ensure good homogeneity. The weight loss during the arc melting was less than 1%. Subsequently, the samples were wrapped in Ta foil, sealed in a quartz tube filled with He gas, annealed at 1000°C for 3 days and then slowly cooled to room temperature over a period of 3 days. The samples were characterized by powder X-ray diffraction (XRD) using RIGAKU RINT-TTR III at room temperature. The XRD patterns

were analyzed by RIETAN-FP program.⁸⁾ The resistivity of $\text{LaPt}_{2-x}\text{Ge}_{2+x}$ was measured using a dc four-probe technique in the temperature range of 1.4 K-300 K. For ac susceptibility measurements, a part of the ingot was powdered. The ac susceptibility was determined by measuring the inductance of a coil filled with a sample which is a typical setup for nuclear magnetic resonance measurements. Susceptibility measurement below 1.4 K was carried out with a ^3He - ^4He dilution refrigerator.

Table I. Space group, lattice parameters and T_c of the three compounds grown in this study. β is the angle between the a - and c -axis.

Compound	Space group	Lattice parameters	T_c (K)
LaPt_2Ge_2	$P2_1/c$	$a=10.037 \text{ \AA}$	0.41
		$b=4.508 \text{ \AA}$	
		$c=8.987 \text{ \AA}$	
		$\beta=90.72^\circ$	
$\text{LaPt}_{1.85}\text{Ge}_{2.15}$	$P4/nmm$	$a=4.396 \text{ \AA}$	1.85
		$c=10.031 \text{ \AA}$	
$\text{LaPt}_{1.8}\text{Ge}_{2.2}$	$P4/nmm$	$a=4.395 \text{ \AA}$	1.95
		$c=10.050 \text{ \AA}$	

Figure 1 shows the XRD patterns of LaPt_2Ge_2 , $\text{LaPt}_{1.85}\text{Ge}_{2.15}$ and $\text{LaPt}_{1.8}\text{Ge}_{2.2}$. The data for LaPt_2Ge_2 can be well fitted by the monoclinic structure with space group $P2_1/c$. The peaks unique to $P2_1/c$ at $2\theta=41.9$ and 43.0° were observed. The crystal structure of $\text{LaPt}_{1.85}\text{Ge}_{2.15}$ and $\text{LaPt}_{1.8}\text{Ge}_{2.2}$ was identified as the tetragonal CaBe_2Ge_2 type. Table I summarizes the crystal structure parameters of the three compounds.

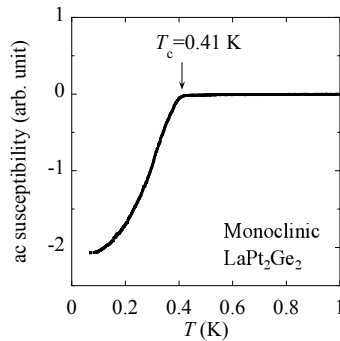


Fig. 2. Temperature dependence of the ac susceptibility of LaPt_2Ge_2 .

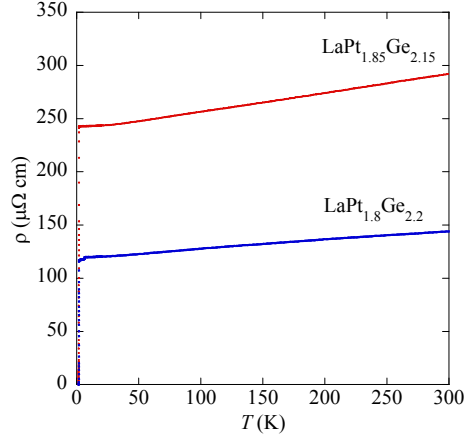


Fig. 3. (color online) Temperature dependence of the electrical resistivity of $\text{LaPt}_{1.85}\text{Ge}_{2.15}$ and $\text{LaPt}_{1.8}\text{Ge}_{2.2}$.

Figure 2 shows the temperature dependence of the ac susceptibility of LaPt_2Ge_2 . Superconductivity was observed at $T_c=0.41$ K, which is slightly lower than the previously reported value of 0.55 K.⁴⁾ Figure 3 shows the electrical resistivity of $\text{LaPt}_{1.85}\text{Ge}_{2.15}$ and $\text{LaPt}_{1.8}\text{Ge}_{2.2}$ in the temperature range between 1.4 and 300 K. Zero resistivity was observed for both compounds. Figure 4 shows the enlarged part at low temperatures of the resistivity and ac susceptibility for $\text{LaPt}_{1.8}\text{Ge}_{2.2}$. The superconducting critical temperature determined as the onset of the diamagnetism seen in the susceptibility is $T_c=1.85$ K and 1.95 K for $\text{LaPt}_{1.85}\text{Ge}_{2.15}$ and $\text{LaPt}_{1.8}\text{Ge}_{2.2}$, respectively. The shielding fraction below T_c seen in the susceptibility is comparable to that for superconducting Indium powder measured under the same condition. An anomaly is also confirmed below T_c in the spin-lattice relaxation rate of $\text{LaPt}_{1.8}\text{Ge}_{2.2}$, which ensures the bulk nature of the superconductivity.

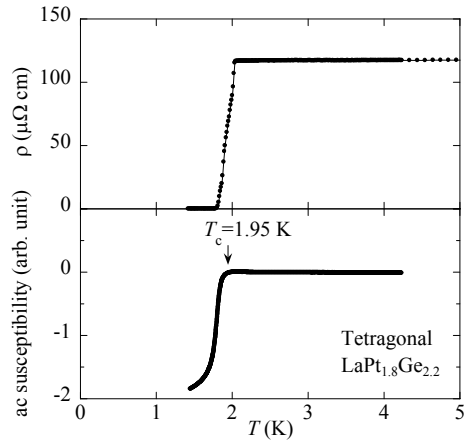


Fig. 4. Temperature dependence of the resistivity and the ac susceptibility of $\text{LaPt}_{1.8}\text{Ge}_{2.2}$ below $T=5$ K.

Finally, we briefly comment on possible cause of the T_c enhancement in the tetragonal structure compared to that in the monoclinic structure. One possibility is that the tetragonal phase has a larger density of states. Another possibility is that the pairing state is different between the two cases. For example, $\text{Li}_2\text{Pt}_3\text{B}$ and $\text{Li}_2\text{Pd}_3\text{B}$ have quite different T_c , because the electronic band structure is quite different between them and as a result a spin-triplet superconducting state in $\text{Li}_2\text{Pt}_3\text{B}$ ⁹⁾ lowers its $T_c=2.7$ K compared to the spin-singlet $\text{Li}_2\text{Pd}_3\text{B}$ ($T_c=8$ K).¹⁰⁾ More works, in particular band calculation, are needed to resolve the issue.

In summary, we succeeded in stabilizing a tetragonal phase of $\text{LaPt}_{2-x}\text{Ge}_{2+x}$ by changing the Pt:Ge ratio. Tetragonal $\text{LaPt}_{1.8}\text{Ge}_{2.2}$ exhibits superconductivity at $T_c=1.95$ K, which is higher than that for monoclinic LaPt_2Ge_2 by more than three times.

Acknowledgment

We thank M. Nohara for useful discussion and S. Kawasaki for technical help. This work was partly supported by KAKENHI Grant No. 22103004 and No. 20244058.

References

- 1) E. Parthé and B. Chabot: in *Handbook on the Physics and Chemistry of Rare Earths*, ed. K. A. Gschneidner, Jr. and L. Eyring (North-Holland, New York, 1984), Vol. 6, pp. 113–334.
- 2) R. N. Shelton, H. F. Braun and E. Musick: *Solid State Commun.* **52** (1984) 797.
- 3) A. Dommann, F. Hulliger, H. R. Ott, and V. Gramlich : *J. Less-Common Met.* **110** (1985) 331.
- 4) G. W. Hull, J. H. Wernick, T. H. Geballe, J. V. Waszczak, and J. E. Bernardini: *Phys. Rev. B* **24** (1981) 6715.
- 5) G. Venturini, B. Malaman and B. Roques: *J. Less-Common Met.* **146** (1989) 271 .
- 6) A. Imre, A. Hellmann, and A. Mewis : *Z. Anorg. Allg. Chem.* **632** (2006) 2217.
- 7) J. M. Kurenbaeva, Y. D. Seropegin, A. V. Griбанov, O. I. Bodak, and V. N. Nikiforov : *J. Alloys Compd.* **285** (1999) 137.
- 8) F. Izumi and K. Momma: *Solid State Phenom.* **130** (2007) 15.
- 9) M. Nishiyama, Y. Inada, and G.-q. Zheng: *Phys. Rev. Lett.* **98** (2007) 047002.
- 10) M. Nishiyama, Y. Inada, and G.-q. Zheng: *Phys. Rev. B* **71** (2005) 220505(R).