

Nucleosynthesis in the accretion disks of Type II collapsars

Indrani Banerjee and Banibrata Mukhopadhyay

Department of Physics, Indian Institute of Science, Bangalore 560012, India;
indrani@physics.iisc.ernet.in, bm@physics.iisc.ernet.in

Abstract We investigate nucleosynthesis inside the gamma-ray burst (GRB) accretion disks formed by the Type II collapsars. In these collapsars, the core collapse of massive stars first leads to the formation of a proto-neutron star. After that, an outward going shock launches a successful supernova. However, this supernova ejecta lack momentum and within a few seconds this newly formed neutron star gets transformed to a stellar mass black hole via massive fallback. The hydrodynamics of such an accretion disk formed from the fallback material of the supernova ejecta has been studied extensively in the past. We use these well established hydrodynamic models for our accretion disk in order to understand nucleosynthesis, which is mainly advection dominated in the outer regions. Neutrino cooling becomes important in the inner disk where the temperature and density are higher. Higher the accretion rate (\dot{M}), higher is the density and temperature in the disks. In this work we deal with accretion disks with relatively low accretion rates: $0.001M_{\odot}s^{-1} \lesssim \dot{M} \lesssim 0.01M_{\odot}s^{-1}$ and hence these disks are predominantly advection dominated. We use He-rich and Si-rich abundances as the initial condition of nucleosynthesis at the outer disk, and being equipped with the disk hydrodynamics and the nuclear network code, we study the abundance evolution as matter inflows and falls into the central object. We investigate the variation in the nucleosynthesis products in the disk with the change in the initial abundance at the outer disk and also with the change in the mass accretion rate. We report the synthesis of several unusual nuclei like ^{31}P , ^{39}K , ^{43}Sc , ^{35}Cl , and various isotopes of titanium, vanadium, chromium, manganese and copper. We also confirm that isotopes of iron, cobalt, nickel, argon, calcium, sulphur and silicon get synthesized in the disk, as shown by previous authors. Much of these heavy elements thus synthesized are ejected from the disk via outflows and hence they should leave their signature in observed data.

Key words: accretion, accretion disk — gamma rays: bursts — collapsars — nucleosynthesis — abundance

1 INTRODUCTION

With the advent of the Italian-Dutch satellite BeppoSAX and the BATSE detectors on the Compton Gamma-Ray Observatory, there has been a spectacular increase in the data available for studying long-duration gamma-ray bursts (GRBs). The availability of these data has sparked the idea that these events are associated with core-collapse supernova (SN). Usually these core collapse supernovae (SNe) are categorized under Type Ib or Type Ic SNe. Type Ib SNe result when the collapsing star has lost most of its hydrogen envelope. When the progenitor star loses most of its helium envelope along with the outer hydrogen envelope, it leads to Type Ic SNe. Such a core collapse often leads to the formation of a black hole with a high density, differentially rotating accretion disk around it. Rotating conducting fluids generate magnetic fields and differential rotation twists the magnetic field lines violently which causes a jet of material to blast outward

perpendicular to the accretion disk. The watershed event that first established the SN-GRB connection was the discovery of GRB 980425 in association with one of the most unusual SNe ever seen, SN 1998bw (Galama et al. 1998). After that, many more such events followed, namely, the association of SN 2003dh with GRB 030329 (Hjorth et al. 2003), SN 2003lw with GRB 031203 and SN 2002lt with GRB 021211 (for a review see Woosley & Bloom 2006).

However, not all SNe of Type Ibc are accompanied by long duration soft spectrum GRBs. Therefore, it is necessary to understand when do the core collapse of massive stars lead to the GRBs. It has been hypothesized that GRBs result from most massive and most rapidly rotating low metallicity stars. This is because only very massive stars can undergo core collapse to form black holes. The rapid rotation endows it the requisite angular momentum so that an accretion disk develops around the black hole and the low metallicity enables the star to strip off its hydrogen envelope easily so that the jets that are formed can pummel through the star, reach the stellar surface and finally break out into the surroundings as GRBs (Heger et al. 2003).

The collapsar model is the most promising theoretical model explaining the long-duration GRBs and the SN-GRB connections (MacFadyen & Woosley 1999, hereafter MW99, MacFadyen et al. 2001). It explores the end states of stellar collapse of very massive stars with mass in the main sequence (M_{MS}) at least greater than $20M_{\odot}$ where M_{\odot} is the mass of the Sun. Two types of collapsar models have been proposed. Type I collapsar models the core collapse of very massive stars with $M_{MS} \gtrsim 40M_{\odot}$. No supernova explosion takes place during such a core collapse event and hence they are termed as “failed supernovae” (Fryer 1999). In these collapsars, a black hole forms within a few seconds of the onset of the iron core collapse. If the progenitor star has sufficient angular momentum, the range being predicted by Heger et al. (2000), a quasi-steady accretion disk develops around the black hole several seconds after the core collapse (MW99). In these disks very high accretion rates with $\dot{M} \gtrsim 0.1M_{\odot}s^{-1}$ is maintained for approximately 10-20 s (MW99). For such high accretion rates, the temperature of the accretion disk rises much above 10^{10} K so that the accreting gas contains only protons and neutrons (Popham et al. 1999). Therefore, the progenitors with $M_{MS} \gtrsim 40M_{\odot}$ are unimportant for the synthesis of heavy elements in the accretion disk.

Second type of collapsars, namely Type II collapsars or “fallback collapsars”, are formed from the core collapse of progenitors with $20M_{\odot} \lesssim M_{MS} < 40M_{\odot}$. A proto neutron star is formed immediately after this core collapse. Then an outward going shock launches a supernova successfully and the nascent neutron star is soon transformed into a black hole due to massive fallback of the supernova ejecta (Fryer 1999). With the increase in the progenitor mass the amount of supernova ejecta falling back onto the neutron star increases (Woosley & Weaver 1995, Fryer 1999, Fryer & Heger 2000). The matter accreting, in these cases, onto the black hole forms a disk with accretion rate 1-2 orders of magnitude less than that of Type I collapsars. Since the accretion rate is lower in this case, the density and temperature in these disks are also lower and ideal for the nucleosynthesis of heavy elements.

In this paper, we focus our attention on the nucleosynthesis of heavy elements in GRB accretion disks and hence consider the accretion disks formed by the fallback collapsars. We report the synthesis of various elements like ^{31}P , ^{39}K , ^{43}Sc , ^{35}Cl and several uncommon isotopes of titanium, vanadium, chromium, manganese and copper in the disk for the first time, apart from isotopes of iron, cobalt, nickel, calcium, argon, sulphur and silicon which have already been reported earlier (e.g. Matsuba et al. 2004).

The paper is organized as follows. In the next section we present the hydrodynamical model and the input physics we use for the GRB accretion disk. In §3 we describe the nuclear network to calculate the change of abundance of elements in the disk along with the initial abundances of the elements we begin with at the outer disk. We follow the abundance evolution in the disk in §4. Finally we briefly summarize the results in §5.

2 DISK MODEL AND INPUT PHYSICS

Let us briefly recapitulate the underlying disk physics recalling the results from the existing literatures. We model an accretion disk formed in a Type II collapsar within the framework suggested by previous authors (Matsuba et. al 2004, Kohri et. al 2005, hereafter KNP05, Chen & Beloborodov 2007, hereafter CB07). For the present purpose, we ignore the time dependent properties of the flow and focus mainly on the overall properties of the disk.

Hence, for simplicity we construct a steady, axisymmetric model of the accretion disk around a stellar mass black hole with accretion rates upto $0.01M_{\odot}s^{-1}$ which is the characteristic of accretion disks in Type II collapsars.

2.1 Neutrino emission and opacities

As the accretion rate is very high in these disks, the density and temperature of the inflowing gas reach their values of the order of 10^{10}gcm^{-3} and 10^{10}K , respectively, near the inner edge of the disk (e.g. CB07). Many interactions which lead to the emission of neutrinos gets turned on in this regime. Such disks are often termed as neutrino dominated accretion flows (NDAFs) in the literature. There are four different mechanisms of neutrino emission (see, e.g., Popham et al. 1999, Di Matteo et al. 2002, hereafter DPN02, Kohri & Mineshige 2002), namely, electron capture by protons: $p + e^{-} \rightarrow n + \nu_e$ and positron capture by neutrons: $n + e^{+} \rightarrow p + \bar{\nu}_e$, electron-positron pair annihilation: $e^{+} + e^{-} \rightarrow \nu_i + \bar{\nu}_i$, where i represents neutrinos of all the three flavors, nucleon-nucleon bremsstrahlung: $n + n \rightarrow n + n + \nu_i + \bar{\nu}_i$, and finally plasmon decay: $\bar{\gamma} \rightarrow \nu_e + \bar{\nu}_e$. The last two processes become important when electron degeneracy is extremely high and hence are negligible in GRB disks.

There is an absorption process corresponding to each neutrino emission process. Additionally, scattering of neutrinos off free nucleons prevents the free escape of neutrinos from the disk. Above processes have their associated absorptive and scattering optical depths (see, e.g., DPN02).

2.2 Basic assumptions and hydrodynamic equations

We adopt height-averaged equations based on a pseudo-Newtonian framework. General relativistic effects due to the black hole are modelled in terms of the gravitational force of the well established pseudo-Newtonian potential (Mukhopadhyay 2002) given by

$$\frac{\lambda_K^2}{R^3} = \frac{GM(R^2 - (2GMa/c)\sqrt{2GMR/c^4 + G^2M^2a^2/c^4})^2}{R^2(R^2 - 2GMR/c^2 + (GMa/c)\sqrt{GMR/c^4})^2} = F_R, \quad (1)$$

where R is the radial distance of the black hole from an arbitrary flow orbit, F_R the gravitational force of the black hole at R , which mimics the major features of general relativistic effects important for the present purpose quite well for $R \gtrsim 2R_g$, where $R_g = 2GM/c^2$ is the Schwarzschild radius, M is the mass of the black hole, G the Newtonian gravitation constant, c the speed of light, a the dimensionless specific angular momentum of the black hole (Kerr parameter), and λ_K the Keplerian specific angular momentum of the disk. Note that self-gravity of the disk under consideration is negligible as long as $\dot{M} < 10M_{\odot}s^{-1}$ for a stellar mass black hole. We adopt the cylindrical polar coordinate system (R, ϕ, z) assuming the black hole to be at the origin. We assume that $c_s^2 \approx P/\rho$ and the vertical scale height as $H = c_s/\Omega_K$, where c_s is the sound speed, P the flow pressure, ρ the flow density and $\Omega_K = \sqrt{F_R/R}$ is the Keplerian angular velocity.

The continuity equation is given by

$$\dot{M} = 4\pi R\rho H v_R \approx 6\pi\nu\rho H, \quad (2)$$

where \dot{M} is the mass accretion rate which is constant, v_R is the radial velocity of the accreting gas and ν is the kinematic viscosity coefficient given by

$$\nu = \alpha c_s^2/\Omega_K. \quad (3)$$

Last part of equation (2) is obtained by ignoring a boundary correction term (see e.g. Frank et al. 1992). The R - and ϕ -components of the momentum balance equation are

$$v_R \frac{dv_R}{dR} + (\Omega_K^2 - \Omega^2)R + \frac{1}{\rho} \frac{dP}{dR} = 0, \quad (4)$$

$$v_R \frac{d(\Omega R^2)}{dR} = \frac{1}{\rho R H} \frac{d}{dR} \left(\frac{\alpha \rho c_s^2 R^3 H}{\Omega_K} \frac{d\Omega}{dR} \right), \quad (5)$$

where Ω is the angular velocity of the flow and α is the dimensionless viscosity parameter (Shakura & Sunyaev 1973).

In the equation of state, we include the contributions from radiation pressure, baryon pressure, electron degeneracy pressure and neutrino pressure (Popham & Narayan 1995, Popham et al. 1999, Narayan et al. 2001, KNP05, CB07), i.e.,

$$P = P_\gamma + P_b + P_e + P_\nu. \quad (6)$$

The radiation pressure is given by

$$P_\gamma = \frac{1}{3}\bar{a}T^4, \quad (7)$$

where T is the temperature of the flow in K and \bar{a} the radiation constant.

The baryon pressure is given by

$$P_b = \frac{\rho}{m_p}kT \left(X_f + \frac{1 - X_f}{4} \right), \quad (8)$$

where k is the Boltzmann constant, m_p the mass of the proton, X_f the free nucleon mass fraction and $1 - X_f$ the mass fraction of α -particles. The equation of nuclear statistical equilibrium provides X_f (see Meyer 1994, CB07, for detailed expression). It should be noted that while constructing the disk model, we consider only neutrons, protons and α -particles. However, after obtaining hydrodynamics of the disk, we actually evaluate the chemical composition inside the disk in detail using the nuclear reaction network which will be mentioned in §3.

Electrons are mildly degenerate and sometimes ultrarelativistic in these accretion disks. Therefore to calculate the electron pressure we have to use the exact Fermi-Dirac distribution (KNP05, CB07). Since electrons and positrons both contribute to the pressure

$$P_e = P_{e^-} + P_{e^+}, \quad (9)$$

where

$$P_{e^-} = \frac{1}{3\pi^2\hbar^3c^3} \int_0^\infty \frac{p^4}{\sqrt{p^2c^2 + m_e^2c^4}} \frac{1}{e^{(\sqrt{p^2c^2 + m_e^2c^4} - \mu_e)/kT} + 1} dp \quad (10)$$

and

$$P_{e^+} = \frac{1}{3\pi^2\hbar^3c^3} \int_0^\infty \frac{p^4}{\sqrt{p^2c^2 + m_e^2c^4}} \frac{1}{e^{(\sqrt{p^2c^2 + m_e^2c^4} + \mu_e)/kT} + 1} dp \quad (11)$$

and \hbar , m_e and μ_e are reduced Planck's constant, mass of the electron and electron chemical potential respectively. It is to be noted that the above expression is valid for both relativistic and non-relativistic electrons. The procedure for calculating the electron chemical potential is discussed in detail in KNP05 and CB07.

Finally, the contribution to the pressure due to the neutrinos is given in the fourth term of equation (6). For the expression of neutrino pressure see equation (17) of KNP05.

The energy generated through viscous dissipation in the disk is partly advected with the inflowing gas and the remaining is radiated through photons and neutrinos and lost via photodisintegration. Thus the equation for energy per unit area per unit time of the disk is given by

$$Q_{vis}^+ = Q_{adv}^- + Q_{rad}^- + Q_\nu^- + Q_{photo}^- + Q_{nuc}^-, \quad (12)$$

where

$$Q_{vis}^+ = \frac{3GM\dot{M}}{8\pi R^3}, \quad (13)$$

is the heat generated through viscous dissipation.

We approximate Q_{adv}^- by (see, e.g., Narayan & Yi 1994, Abramowicz et al. 1995, DPN02)

$$Q_{adv}^- = \Sigma v_R T \frac{ds}{dR} \quad (14)$$

where s denotes the entropy per particle and Σ the surface density given by

$$\Sigma = (\rho H)/2. \quad (15)$$

The entropy per particle s is further given by

$$s = (s_{rad} + s_{gas})/\rho, \quad (16)$$

where s_{rad} is the entropy density of radiation given by

$$s_{rad} = \frac{2}{3} \bar{a} g_* T^3 \quad (17)$$

g_* being the number of degrees of freedom of the photons which is equal to 2 and s_{gas} is the entropy density of gas given by

$$s_{gas} = \sum_i n_i \left\{ \frac{5}{2} + \ln \left[\frac{g_i}{n_i} \left(\frac{m_i T}{2\pi} \right)^{3/2} \right] \right\}. \quad (18)$$

The subscript i runs over nonrelativistic nucleons and electrons and g_i represents the statistical degree of freedom of species i . Since the entropy of degenerate particles is very small it can be safely neglected.

Then heat radiated per unit area

$$Q_{rad}^- = \frac{g_* \sigma_s T^4}{2\tau_{tot}}, \quad (19)$$

where σ_s is the Stefan-Boltzmann constant. The optical depth, τ_{tot} , is given by

$$\tau_{tot} = \kappa_R \rho H = \frac{\kappa_R \Sigma}{2}, \quad (20)$$

where the Rosseland mean opacity

$$\kappa_R = 0.40 + 0.64 \times 10^{23} \left(\frac{\rho}{g \text{ cm}^{-3}} \right) \left(\frac{1}{T/K} \right)^3 g^{-1} \text{ cm}^2. \quad (21)$$

The first term on the right hand side in equation (21) is from electron scattering and the second term is from free-free absorption. The temperature and the density profiles in an NDAF are such that the radiative optical depth is extremely high and hence the radiative cooling term is negligible compared to the other cooling terms.

While accounting for the neutrino cooling term it is worth mentioning that the density and the temperature profiles of the disks that we are considering are not high enough so that the disk becomes opaque to the neutrinos, i.e. we work in the ‘neutrino transparent limit’. Therefore in this situation the neutrino cooling rate is just the sum of four terms,

$$Q_{\nu}^- = (q_{eN}^- + q_{e^+e^-}^- + q_{brem}^- + q_{plasmon}^-)H \quad (22)$$

where q_{eN}^- is the cooling rate due to electron-positron pair capture onto free nucleons (“N” stands for protons and neutrons), $q_{e^+e^-}^-$ is from electron positron pair annihilation, q_{brem}^- is from nucleon-nucleon bremsstrahlung and $q_{plasmon}^-$ is from plasmon decays. For the expressions of each of these cooling rates see equations (47) to (54) of KNP05.

The fourth term in equation (12) is the photodisintegration cooling rate which is given in equation (38), (39) and (40) of KNP05 and we do not repeat the relevant discussions here.

Last, Q_{nuc}^- denotes the net energy released/absorbed by the nuclear reactions, other than photodisintegration. Note that for energy release it will be negative.

The density and temperature profiles for the accretion disks around a $3M_{\odot}$ Schwarzschild black hole with $\dot{M} = 0.01$ and $\dot{M} = 0.001 M_{\odot} s^{-1}$ are shown in Figure 1. In both the cases, we have chosen the α -viscosity to be 0.01.

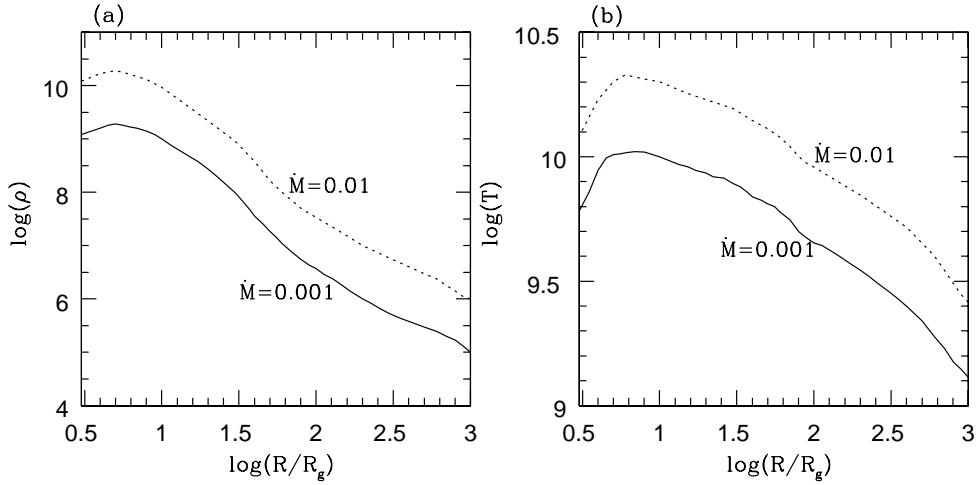


Fig. 1 Density and temperature profiles of the accretion disks around a $3M_{\odot}$ Schwarzschild black hole using accretion rate as the parameter, where $r_g = 2GM/c^2$.

3 NUCLEOSYNTHESIS INSIDE ACCRETION DISKS

3.1 Initial composition of the infalling material

In the collapsar II model, a mild supernova explosion is driven and a part of the supernova ejecta falls back onto the nascent neutron star, which then collapses into a black hole. In our model, we consider that the disk is made from the fallback material which may successfully drive a supernova. For accretion disks in Type II collapsars, the chemical composition of the fallback material undergoes a drastic change from the pre-SN composition due to SN shock heating. The chemical composition of the explosively burned O-rich layer is similar to the pre-SN composition of the Si-rich layer (Hashimoto 1995). Similarly, material in the Si-rich layer changes its composition to that of the He-rich layer via explosive burning. Hence, for our present work, we take both Si-rich layer and He-rich layer at the outer boundary of the accretion disk.

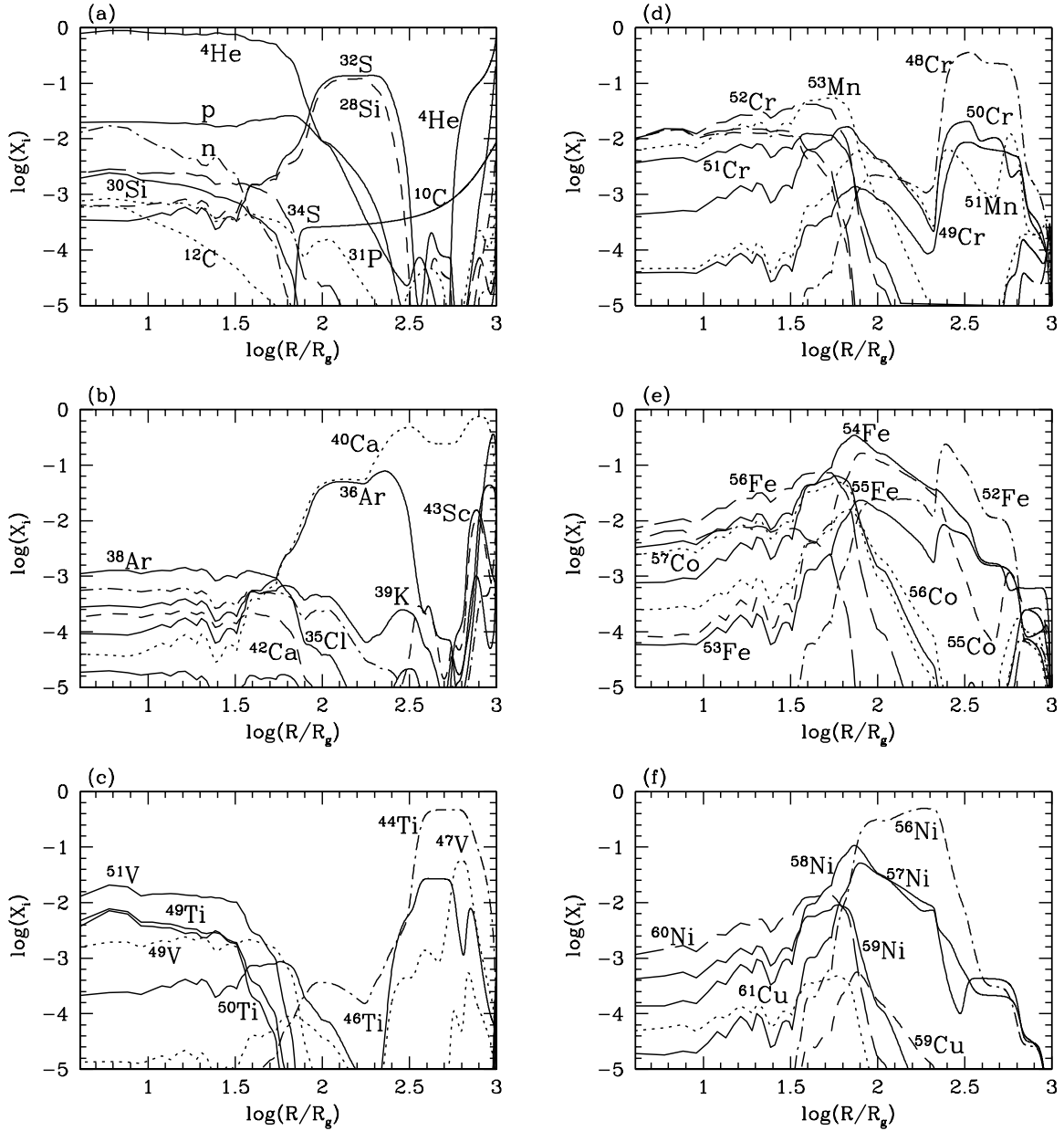


Fig. 2 Abundance distribution inside the accretion disk for a $3M_{\odot}$ Schwarzschild black hole with $\dot{M} = 0.001M_{\odot}s^{-1}$, when pre-SN He-rich abundance is chosen at the outer disk.

3.2 Nuclear reaction network

We use well tested nuclear network code, which has been implemented for more than two decades by Chakrabarti et al. (1987) and Mukhopadhyay & Chakrabarti (2000) in the context of accretion disks. Cooper et al. (2006) used it to study superbursts on the neutron star surface. We have modified this code further by increasing the nuclear network and including reaction rates from the JINA Reaclib Database, <https://groups.nsl.msu.edu/jina/reaclib/db/>.

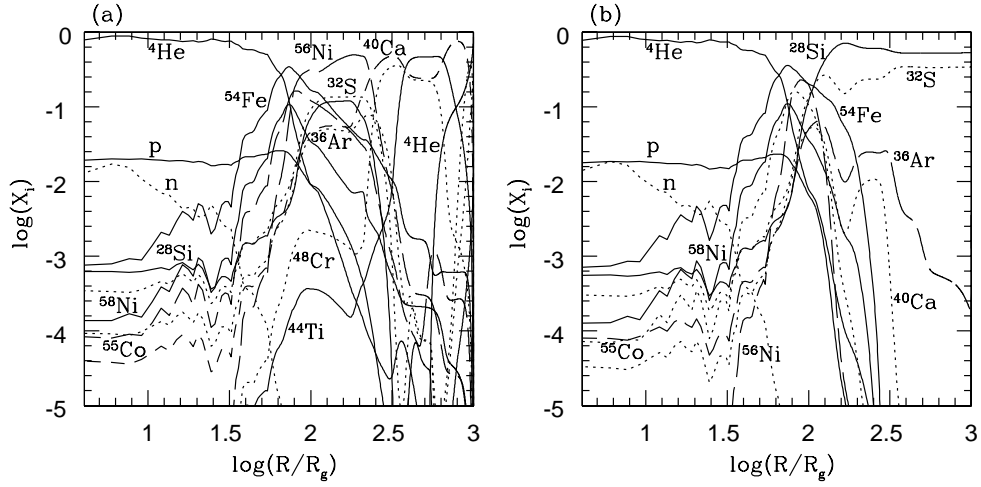


Fig. 3 Formation of zones characterized by dominant elements inside an accretion disk around a $3M_{\odot}$ Schwarzschild black hole accreting at the rate of $\dot{M} = 0.001M_{\odot}s^{-1}$ with (a) pre-SN He-rich abundance taken at the outer disk, (b) pre-SN Si-rich abundance taken at the outer disk.

4 ABUNDANCE EVOLUTION INSIDE ACCRETION DISKS

Once the disk model including the effects due to nuclear reactions is set, we calculate the density and temperature distribution inside the accretion disk for a given value of \dot{M} , α and M . Subsequently, we follow the abundance evolutions inside the disk as the material falls towards the black hole using the nuclear reaction network mentioned in §3.2.

4.1 Model I

This model consists of the situation when we take a Schwarzschild black hole of $M = 3M_{\odot}$, $\dot{M} = 0.001M_{\odot}s^{-1}$ and $\alpha = 0.01$. The composition of the accreting gas far from the black hole is set to be that of the explosively burned Si-rich layer which is similar to the pre-SN composition of the He-rich layer.

4.1.1 Underlying reactions

If we examine Fig. 2, we notice that many isotopes of several elements are synthesized in the low accretion rate ($\dot{M} = 0.001M_{\odot}s^{-1}$) He-rich disk. Elements which are synthesized more than 1% in this disk are ^{28}Si , ^{32}S , ^{36}Ar , ^{39}K , ^{40}Ca , ^{43}Sc , ^{44}Ti , ^{46}Ti , ^{47}V , ^{51}V , ^{48}Cr , ^{50}Cr , ^{51}Cr , ^{52}Cr , ^{53}Mn , ^{52}Fe , ^{53}Fe , ^{54}Fe , ^{55}Fe , ^{56}Fe , ^{55}Co , ^{56}Co , ^{57}Co , ^{56}Ni , ^{57}Ni , ^{58}Ni , ^{59}Ni , ^{60}Ni . Apart from these, as is evident from Fig. 2, some amount of isotopes of copper are also synthesized in this disk. Figure. 3(a) depicts the most abundant elements synthesized in the disk. If we examine Fig. 3(a), we notice that the disk consists of several zones characterized by the dominant elements. For example, the outermost region of the disk from $\sim 1000 - 800R_g$ is mainly predominated by ^{40}Ca . To begin with, the disk was rich in helium. It is important to remember that since the disk is made from the fallback material of the successfully driven supernova, its chemical composition is completely changed from the pre-SN composition. Therefore as mentioned in §3.1, the He-rich layer is actually borne out of Si-rich layer via explosive burning (Hashimoto 1995). Thus, it is always possible that it may contain some unburnt ^{28}Si , ^{32}S and ^{36}Ar . This ^{36}Ar then undergoes α -capture reaction to give rise to ^{40}Ca through $^{36}\text{Ar}(\alpha, \gamma)^{40}\text{Ca}$. In fact, in this region it is clear from Fig. 2(a) and Fig. 3(a) that there is substantial decline in the mass fraction of ^4He . Also in this zone ^{39}K , ^{43}Sc and ^{44}Ti are synthesized more than 1% which is evident from Fig. 2(b) and Fig. 2(c) respectively.

Next, between $\sim 800 - 600R_g$, the mass fractions of ^{40}Ca , ^{39}K and ^{43}Sc decline to some extent which is clear from Fig. 2(b) to give rise to ^{44}Ti further which is shown in Fig. 2(c). ^{40}Ca undergoes α -capture reaction to give rise to ^{44}Ti via $^{40}\text{Ca}(\alpha, \gamma)^{44}\text{Ti}$. Although ^{40}Ca is the chief source of ^{44}Ti in this part of the disk, ^{44}Ti is also synthesized from ^{43}Sc and ^{39}K via $^{43}\text{Sc}(p, \gamma)^{44}\text{Ti}$ and $^{39}\text{K}(p, \gamma)^{40}\text{Ca}(p, \gamma)^{41}\text{Sc}(\alpha, p)^{44}\text{Ti}$ respectively. Once the mass fraction of ^{44}Ti becomes greater than the mass fraction of ^{40}Ca , the mass fraction of ^{44}Ti becomes roughly constant for sometime, while the mass fraction of ^{40}Ca keeps diminishing. In the mean time, the mass fraction of ^{48}Cr starts rising. From Fig. 3(a), it can be seen that this happens roughly between $\sim 600 - 550R_g$ and during this time ^{40}Ca further undergoes a couple of α -capture reactions: $^{40}\text{Ca}(\alpha, \gamma)^{44}\text{Ti}(\alpha, \gamma)^{48}\text{Cr}$ resulting in ^{48}Cr . Once the mass fraction of ^{48}Cr becomes nearly equal to the mass fraction of ^{40}Ca , the abundances of both the elements saturate. The abundance of ^{44}Ti remains unchanged in this regime as well. This continues for upto $\sim 425R_g$ which is depicted in Fig. 3(a).

Between $\sim 425 - 300R_g$ (as shown in Figs. 2(b), 2(c) and 3(a)), the mass fraction of ^{44}Ti declines while that of ^{40}Ca gets enhanced. This is due to the photodisintegration of ^{44}Ti to ^{40}Ca through the reaction: $^{44}\text{Ti}(\gamma, \alpha)^{40}\text{Ca}$. Therefore, roughly speaking the region between $\sim 1000 - 300R_g$ is mainly the ^{40}Ca , ^{44}Ti and ^{48}Cr rich zone.

Inside this region, the temperature and density in the disk are such that it favors complete photodisintegration of ^{44}Ti and ^{48}Cr releasing α -particles and resulting in the formation of ^{40}Ca , ^{36}Ar , ^{32}S and ^{28}Si , as is evident from Fig. 2(a), Fig. 2(b) and Fig. 3(a). Subsequently, ^{28}Si and ^{32}S start burning, which favors formation of iron-group elements. This is because at high temperatures, as is in this case, (γ, p) , (γ, α) and (γ, n) reactions and their reverses come in equilibrium. But many of the photoejected particles are recaptured by nuclei where their binding energy is high compared to the nuclei from where they are ejected. These reactions are often termed as *photodisintegration rearrangement* reactions in the literature (see, e.g., Clayton 1968) through which a rearrangement of loosely bound nucleons into more tightly bound states occur. As the rearrangement process proceeds, many elements are synthesized which are prone to β -decay, that in turn may increase the neutron to proton ratio of the nuclear gas. The density and temperature regimes of the accretion disks under consideration are such that the photodisintegration rearrangement time is much less compared to the β -decay time scale (Clayton 1968) and hence the total neutron to proton ratio (free and bound) is very close to unity. Under such circumstances, the major iron group elements that can be synthesized are ^{54}Fe or ^{56}Ni , depending on the temperature of the system. In our case, ^{56}Ni is more dominant than ^{54}Fe . This is entirely attributed to the underlying hydrodynamics of the accretion disk (Clayton 1968). Apart from these *photodisintegration rearrangement* reactions, (p, n) , (α, n) , (α, p) and their inverses also take place in these disks. The further details of the nuclear reactions in these disks will be given in a subsequent work which will focus more on nuclear reactions (Banerjee & Mukhopadhyay, submitted). Therefore, between $\sim 300 - 80R_g$, as is evident from Fig. 3(a), there is a zone which is overabundant in ^{56}Ni , ^{54}Fe , ^{32}S and ^{28}Si . Inside this zone, all the heavy elements photodisintegrate to ^4He , neutron and proton. Had the temperature in the disk been higher than what is achieved here, (which would be the case

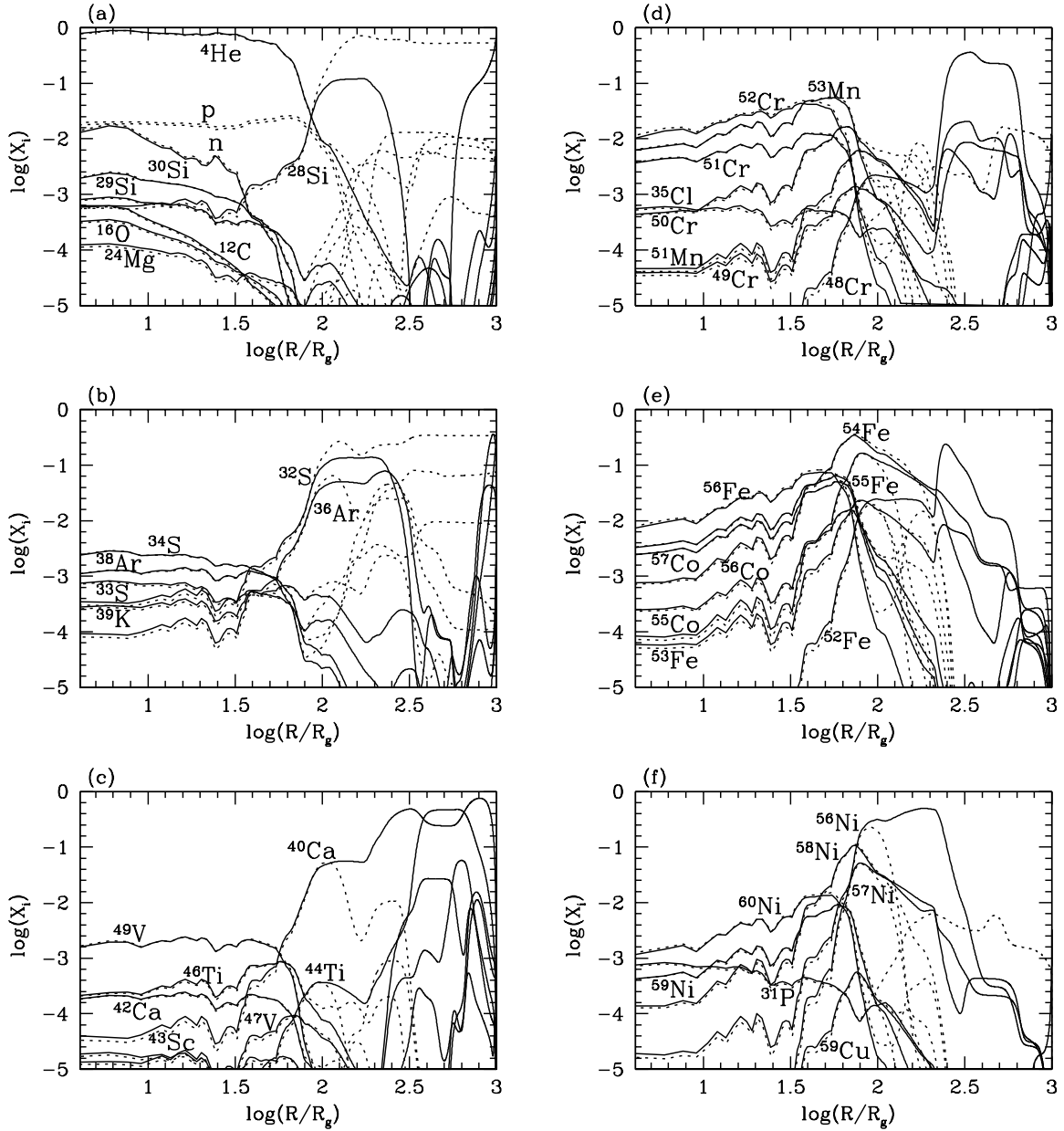


Fig. 4 Comparison of the abundance of various elements between He-rich and Si-rich disks with $\dot{M} = 0.001M_{\odot}s^{-1}$ and $\dot{M} = 3M_{\odot}$, where the solid lines represent the abundance of elements of the He-rich disk and the dotted lines represent that of the Si-rich disk.

of $\dot{M} \sim 0.01M_{\odot}s^{-1}$), then even ${}^4\text{He}$ would have been photodisintegrated to protons and neutrons. Thus, from $\sim 80R_g$ to the inner edge of the disk, there is the ${}^4\text{He}$ rich zone (see, e.g., Fig. 2(a) and Fig. 3(a)).

4.2 Model II

In this model, we take a $3M_{\odot}$ Schwarzschild black hole with accretion rate $\dot{M} = 0.001M_{\odot}s^{-1}$ and α viscosity being 0.01 as before. However, the composition of the accreting gas far from the black hole is set to be that of the explosively-burned O-rich layer which is similar to the pre-SN composition of the Si-rich layer.

4.2.1 Underlying reactions

This disk has some similarities and some dissimilarities in the abundance evolution pattern compared to the above mentioned He-rich disk. The differences lie mainly in the outer disk, outside of, say, $R \sim 100R_g$. This is quite clear from Fig. 4. If we examine Fig. 3(b), we notice that it has a huge zone rich in ^{28}Si and ^{32}S at the outer disk. This is because we begin with a ^{28}Si and ^{32}S rich outer disk and the disk hydrodynamics does not favor silicon burning upto $R \sim 250R_g$. Inside this radius, silicon burning commences and soon the disk becomes rich in ^{54}Fe , ^{56}Ni and ^{58}Ni . Thus there is a very narrow zone rich in these elements in this disk which is clear from Fig. 3(b). Inside $\sim 70R_g$, all the heavy elements again get photodisintegrated to ^4He , protons and neutrons. Thus, from $\sim 70R_g$ inwards, there is the He-rich zone (see, e.g., Fig 3(b)).

Another very remarkable feature in the He-rich and Si-rich disks is that inside $\sim 100R_g$, the abundance of various elements start becoming almost identical as if once a threshold density and temperature is achieved, the nuclear reaction rates forget their initial abundance and follow only the underlying disk hydrodynamics. One possible explanation for this is that, once Si-burning starts taking place in these disks the underlying disks in both the cases have the same hydrodynamics, and hence the final end products are always iron-group elements. Finally in the inner disk, it is obvious that all the heavy elements will photo-disintegrate to α particles and if \dot{M} is higher than what is considered in these cases, the α particles will further breakdown into protons and neutrons.

4.3 High accretion cases

If we increase \dot{M} ten times around the same $3M_{\odot}$ Schwarzschild black hole and again consider He-rich and Si-rich abundances at the outer disk we find that the individual zones shift outward retaining similar composition as is in the low \dot{M} cases described above. The outermost zone in these cases is the zone rich in ^{54}Fe and ^{56}Ni . Another important feature in these disks is that for $R \lesssim 500R_g$ the He-rich and the Si-rich disks start looking identical in terms of elemental abundances.

5 SUMMARY

We have studied the nucleosynthesis inside accretion disks associated with the fallback collapsars using 1.5-dimensional disk model and the nuclear reaction network. The syntheses of isotopes of iron, cobalt, nickel, silicon, sulphur and argon have been reported in the disk, as was reported previously by others. However, apart from these elements, we have shown, for the first time in the literature to the best of our knowledge, that several unusual nuclei like ^{31}P , ^{39}K , ^{43}Sc , ^{35}Cl , and various uncommon isotopes of titanium, vanadium, chromium, manganese and copper get synthesized in the disk. We have discussed that several zones characterized by dominant elements are formed in the disk. In fact once a threshold density and temperature is reached the elemental distribution in the disk starts looking identical. The respective zones and the radius from where the elemental abundance starts looking identical shift outwards on increasing the mass accretion rate.

Huge fractions of these elements thus synthesized are expected to be ejected from the disk via outflows (e.g. Surman et al. 2006). Unfortunately, while emission lines of many of these elements were discovered in the X-ray afterglows of GRBs by BeppoSAX, Chandra, XMM-Newton etc., e.g. Fe lines in GRB 970508 (Piro et al. 1999), GRB 970828 (Yoshida et al. 1999) and GRB 000214 (Antonelli et al. 2000); S, Ar, Ca lines in GRB 011211 (Reeves et al. 2003), Swift appears not to have found these lines (e.g. Zhang et al. 2006; Hurkett et al. 2008) yet. We however synthesize all these elements in our accretion disks.

In our upcoming work, we plan to consider nucleosynthesis in the outflow from these disks in detail (Banerjee & Mukhopadhyay, submitted; also see Banerjee & Mukhopadhyay 2013). Note that for the

Type II collapsar model considered in the present work, magnetohydrodynamic processes are more plausible mechanism for outflows and jets (see, e.g., MacFadyen et al. 2001). It was found that for the accretion rate $\sim 0.001 - 0.01 M_{\odot} s^{-1}$, the available energy is $\sim 10^{51} - 10^{52}$ ergs, which potentially could produce jets. This conservative energy estimate by previous authors (MacFadyen et al. 2001) is still large compared to the energy of a typical supernova. Therefore, the matter will have enough energy to make a powerful GRB, if it is collimated into a small fraction of the sky. Depending on which of the elements survive in the outflow, we can then predict how far they match with observations and whether the disk outflow will lead to a supernova explosion or not.

ACKNOWLEDGMENTS

The authors would like to thank the referee for useful comments, particularly in the context of Swift data. This work was partly supported by the ISRO grant ISRO/RES/2/367/10-11.

References

- Abramowicz, M. A., Chen, X., Kato, S., Lasota, J. P., Regev, O. 1995, ApJ, 438, L37
- Antonelli, L. A., et al. 2000, ApJ, 545, L39
- Banerjee, I., & Mukhopadhyay, B. *Proceedings of 13th Marcel Grossman Meeting, Stockholm, Sweden, 1-7 July 2012* (to appear); arXiv:1302.3067
- Banerjee, I., & Mukhopadhyay, B. (submitted).
- Chakrabarti, S. K., Jin, L., & Arnett, W. D., 1987, ApJ, 313, 674
- Chen, W.-X., & Beloborodov, A. M. 2007, ApJ, 657, 383; CB07
- Clayton, D.D.: Principles of Stellar Evolution and Nucleosynthesis (New York: MacGraw-Hill) (1968)
- Cooper, R. L., Mukhopadhyay, B., Steeghs, D., & Narayan, R. 2006, ApJ, 642, 443
- Di Matteo, T., Perna, R., & Narayan, R. 2002, ApJ, 579, 706; DPN02
- Frank, J., King, A., & Raine, D. 1992, Accretion Power in Astrophysics (2nd ed.; Cambridge: Cambridge Univ. Press)
- Fryer, C. L. 1999, ApJ, 522, 413
- Fryer, C. L., & Heger, A. 2000, ApJ, 541, 1033
- Galama, T., et al. 1998, Nature, 395, 670
- Hashimoto, M. 1995, Prog. Theor. Phys., 94, 663
- Heger, A., Fryer, C. L., Woosley, S. E., Langer, N., & Hartmann, D. H. 2003, ApJ, 591, 288
- Heger, A., Langer, N., & Woosley, S. E. 2000, ApJ, 528, 368
- Hjorth, J., et al. 2003, Nature, 423, 847
- Hurkett, C. P., et al. 2008, ApJ, 679, 587
- Kohri, K., & Mineshige, S. 2002, ApJ, 577, 311
- Kohri, K., Narayan, R., & Piran, T. 2005, ApJ, 629, 341; KNP05
- MacFadyen, A. I., & Woosley, S. E. 1999, ApJ, 524, 262; MW99
- MacFadyen, A. I., Woosley, S. E., & Heger, A. 2001, ApJ, 550, 410
- Matsuba, R., Arai, K., Fujimoto, S., & Hashimoto, M., 2004, PASJ, 56, 407
- Meyer, B.S. 1994, AR& A, 32, 153
- Mukhopadhyay, B. 2002, ApJ, 581, 427
- Mukhopadhyay, B., & Chakrabarti, S. K. 2000, A&A, 353, 1029
- Narayan, R., Piran, T., & Kumar, P. 2001, ApJ, 557, 949
- Narayan, R., & Yi, I. 1994, 428, L13
- Piro, L., et al. 1999, ApJ, 514, L73
- Popham, R., & Narayan, R. 1995, ApJ, 442, 337

- Popham, R., Woosley, S. E., & Fryer, C. L. 1999, *ApJ*, 518, 356
- Reeves, J. N., Watson, D., Osborne, J. P., Pounds, K. A., & O'Brien, P. T. 2003, *A&A*, 403, 463
- Shakura, N. I., & Sunyaev, R. A. 1973, *A&A*, 24, 366
- Surman, R., McLaughlin, G. C., & Hix, W. R. 2006, *ApJ*, 643, 1057
- Woosley, S. E., & Bloom, J. S. 2006, *ARA&A*, 44, 507
- Woosley, S. E., & Weaver, T. A. 1995, *ApJS*, 101, 181
- Yoshida, A., et al. 1999, *A&AS*, 138, 433
- Zhang, B., et al. 2006, *ApJ*, 642, 354