

On Ultrahigh-energy Neutrino Scattering

Masaaki Kuroda

Institute of Physics, Meijigakuin University
Yokohama, Japan

Dieter Schildknecht

Fakultät für Physik, Universität Bielefeld
D-33501 Bielefeld, Germany

and

Max-Planck Institute für Physik (Werner-Heisenberg-Institut),
Föhringer Ring 6, D-80805, München, Germany

Abstract

We predict the neutrino-nucleon cross section at ultrahigh energies relevant in connection with the search for high-energy cosmic neutrinos. Our investigation, employing the color-dipole picture, among other things allows us to quantitatively determine which fraction of the ultrahigh-energy neutrino-nucleon cross section stems from the saturation versus the color transparency region. We disagree with various results in the literature that predict a strong suppression of the neutrino-nucleon cross section at ultrahigh energies.

Initiated by the experimental search for cosmic neutrinos of energies larger than $E \simeq 10^6 \text{GeV}^1$, the theoretical investigation² of the neutrino-nucleon interaction at ultrahigh energies received much attention recently. Predictions require a considerable extension of the theory of neutrino-nucleon deep inelastic scattering (DIS) into a kinematic domain beyond the one where results from experimental tests are available at present. Different theoretical approaches have been employed ranging from conventional linear evolution of nucleon parton distributions to the investigation of possible non-linear effects conjectured to becoming relevant in the ultrahigh-energy domain.

In the present note, we consider neutrino scattering in the framework of the color dipole picture (CDP)³. The CDP is uniquely suited for a treatment of ultrahigh-energy neutrino scattering. Extrapolating the results from electron-proton scattering at HERA, we expect the total neutrino-nucleon cross section at ultrahigh energies to be dominantly due to the kinematic range of $x \ll 0.1$ of the Bjorken variable $x_{bj} \equiv x \cong Q^2/W^2$. This is the domain of validity of the CDP.

In particular, we shall focus on the question of color transparency versus saturation. Does the total neutrino-nucleon cross section at ultrahigh energies dominantly originate from the region of large values of the low- x scaling variable [4, 5],⁴

$$\eta(W^2, Q^2) = \frac{(Q^2 + m_0^2)}{\Lambda_{sat}^2(W^2)}, \quad (1)$$

namely $\eta(W^2, Q^2) \gg 1$ (“color transparency” region), or is there a substantial part that is due to the kinematic range of $\eta(W^2, Q^2) \ll 1$ (“saturation” region)? Compare Fig. 1 for the (Q^2, W^2) plane with the line of $\eta(W^2, Q^2) = 1$.

The charged-current neutrino-nucleon cross section we shall concentrate

¹Compare refs. 16-24 in [1]

²Compare e.g. refs. 2-8 in [2]

³Compare ref. [3] for recent reviews on the CDP and an extensive list of references.

⁴In (1), $\Lambda_{sat}^2(W^2)$ denotes the “saturation scale” that increases with the $\gamma^*(Z^0, W^\pm)p$ center-of-mass energy squared, W^2 as $(W^2)^{C_2}$, where $C_2 \simeq 0.29$. At HERA energies, $\Lambda_{sat}^2(W^2)$ approximately ranges from $2\text{GeV}^2 \lesssim \Lambda_{sat}^2(W^2) \lesssim 7\text{GeV}^2$. The $\gamma^*(Z^0, W^\pm)$ virtual four-momenta squared in (1) is denoted by $q^2 = -Q^2$, and $m_0^2 \simeq 0.15\text{GeV}^2$ (for light quarks).

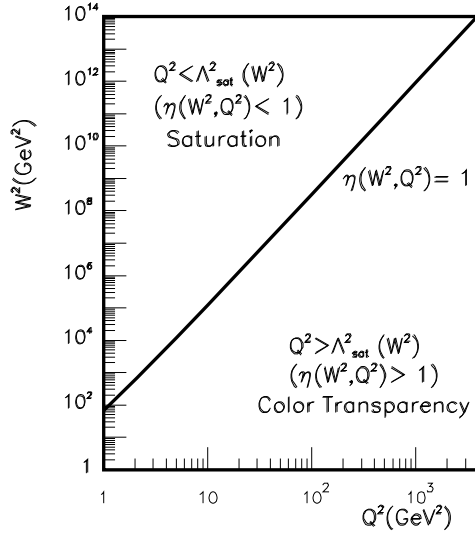


Figure 1: The (Q^2, W^2) plane showing the line $\eta(W^2, Q^2) = 1$ that separates the saturation region from the color transparency region.

on, as a function of the neutrino energy, E , is given by (e.g. [6])

$$\sigma_{\nu N}(E) = \int_{Q_{min}^2}^s dQ^2 \int_{\frac{Q^2}{s}}^1 dx \frac{1}{xs} \frac{\partial^2 \sigma}{\partial x \partial y}, \quad (2)$$

where

$$\frac{\partial^2 \sigma}{\partial x \partial y} = G_F^2 \frac{s}{2\pi} \left(\frac{M_W^2}{Q^2 + M_W^2} \right)^2 \sigma_r(x, Q^2), \quad (3)$$

and $\sigma_r(x, Q^2)$ in (3) denotes the “reduced cross section”

$$\sigma_r(x, Q^2) = \frac{1 + (1 - y)^2}{2} F_2^\nu(x, Q^2) - \frac{y^2}{2} F_L^\nu(x, Q^2) + y(1 - \frac{y}{2}) x F_3^\nu(x, Q^2). \quad (4)$$

In standard notation, s denotes the neutrino-nucleon center-of-mass energy squared,

$$s = 2M_p E + M_p^2 \cong 2M_p E, \quad (5)$$

with M_p being the nucleon mass, $q^2 = -Q^2$ is the four-momentum squared transferred from the neutrino to the W^\pm boson of mass M_W , and G_F is the

Fermi coupling. The Bjorken variable is given by

$$x = \frac{Q^2}{2qP} = \frac{Q^2}{W^2 + Q^2 - M_p^2} \cong \frac{Q^2}{W^2}, \quad (6)$$

where the approximate equality in (6) is valid in the relevant range of $x \ll 0.1$. The fraction of the energy transfer from the neutrino to the W^\pm boson, y , is given by

$$y = \frac{Q^2}{2M_p E x} \cong \frac{W^2}{s}. \quad (7)$$

For the subsequent discussion, it will be useful to replace the integration over dx in (2) by an integration over W^2 , rewriting (2) as

$$\sigma_{\nu N}(E) = \frac{G_F^2}{2\pi} \int_{Q_{min.}^2}^{s-M_p^2} dQ^2 \left(\frac{M_W^2}{Q^2 + M_W^2} \right)^2 \int_{M_p^2}^{s-Q^2} \frac{dW^2}{W^2} \sigma_r(x, Q^2). \quad (8)$$

Due to the vector-boson propagator, contributions to the total cross section for $Q^2 \gg M_W^2$ are strongly suppressed, and for $W^2 \leq s$ and s in the ultrahigh energy range, we expect the cross section to dominantly originate from $x \approx Q^2/W^2 \ll 0.1$.

In what follows, we concentrate on the (dominant) contribution due to $F_2^\nu(x, Q^2)$ in (8) according to (4).⁵

For small values of $x \lesssim 0.1$, DIS of electrons and neutrinos on nucleons, in terms of, respectively, the γ^*p and the $(W^\pm, Z^0)p$ forward scattering amplitude, proceeds via scattering of long-lived massive hadronic fluctuations, $\gamma^*(Z^0) \rightarrow q\bar{q}$ and $W^- \rightarrow \bar{u}d$ etc., that undergo diffractive forward scattering on the nucleon (CDP) [3].

For the flavor-symmetric $(q\bar{q})N$ interaction at $x \ll 0.1$, the neutrino-nucleon structure function, $F_2^{\nu N}(x, Q^2)$, and the electromagnetic structure function, $F_2^{eN}(x, Q^2)$, are related by $(1/n_f)F_2^{\nu N}(x, Q^2) = (1/\sum_q Q_q^2)F_2^{eN}(x, Q^2)$, or

$$F_{2,L}^{\nu N}(x, Q^2) = \frac{n_f}{\sum_q^{n_f} Q_q^2} F_{2,L}^{eN}(x, Q^2), \quad (9)$$

⁵The contribution due to $F_L^\nu(x, Q^2)$ turned out to be less than 6 %, compare the discussion in connection with Table 4 below. The contribution from the structure function $F_3(x, Q^2)$ in (4), that is due to valence-quark interactions, can be ignored.

where n_f denotes the number of actively contributing quark flavors, and Q_q the quark charge, $n_f/\sum_q Q_q^2 = 18/5$ for $n_f = 4$ flavors of quarks. As a consequence of the proportionality (9), the total neutrino-nucleon cross section (8) may be predicted by inserting the electromagnetic structure function into (4).

The electromagnetic structure function, $F_2^{ep}(x, Q^2)$, is related to the total photoabsorption cross section, $\sigma_{\gamma^*p}(W^2, Q^2)$, by⁶

$$F_2^{ep}(x, Q^2) = \frac{Q^2}{4\pi^2\alpha} \sigma_{\gamma^*p}(W^2, Q^2). \quad (10)$$

In the CDP, as a consequence [4, 7] of the interaction of the color dipole with the gluon field in the nucleon, the photoabsorption cross section becomes a function of the low- x scaling variable, $\eta(W^2, Q^2)$,

$$\sigma_{\gamma^*p}(W^2, Q^2) = \sigma_{\gamma^*p}(\eta(W^2, Q^2)) \sim \sigma^{(\infty)} \begin{cases} \ln \frac{1}{\eta(W^2, Q^2)} & , \text{ for } \eta(W^2, Q^2) \ll 1, \\ \frac{1}{2\eta(W^2, Q^2)} & , \text{ for } \eta(W^2, Q^2) \gg 1, \end{cases} \quad (11)$$

where the cross section $\sigma^{(\infty)} \equiv \sigma^{(\infty)}(W^2)$ is of hadronic size, and, at most, it depends weakly on W^2 . Both, the dependence on the single variable $\eta(W^2, Q^2)$ (for $\sigma^{(\infty)} \cong \text{const.}$) in (11), and the specific functional form of this dependence, are general consequences [4, 7] of the color-gauge-invariant interaction of a $(q\bar{q})$ dipole with the color field in the nucleon. Any specific ansatz for a parameterization of the dipole-nucleon cross section has to provide an interpolation between the $\ln(1/\eta(W^2, Q^2))$ and the $1/2\eta(W^2, Q^2)$ dependence in (11). It is well known [4], compare Fig. 2, that the dependence (11) on the single variable $\eta(W^2, Q^2)$ is fulfilled by the experimental data with $\sigma^{(\infty)} \cong \text{const.}$ in the HERA energy range. The saturation scale is given by [4, 5, 7]

$$\Lambda_{sat}^2(W^2) = C_1 \left(\frac{W^2}{1\text{GeV}^2} \right)^{C_2}, \quad C_1 = 0.34 \text{ GeV}^2, \quad C_2 \cong 0.29. \quad (12)$$

The value of the exponent $C_2 \cong 0.29$ is fixed [7] by requiring consistency of the CDP with the pQCD-improved parton model.

⁶The low- x approximation is used for the factor in front of $\sigma_{\gamma^*p}(W^2, Q^2)$ in (10).

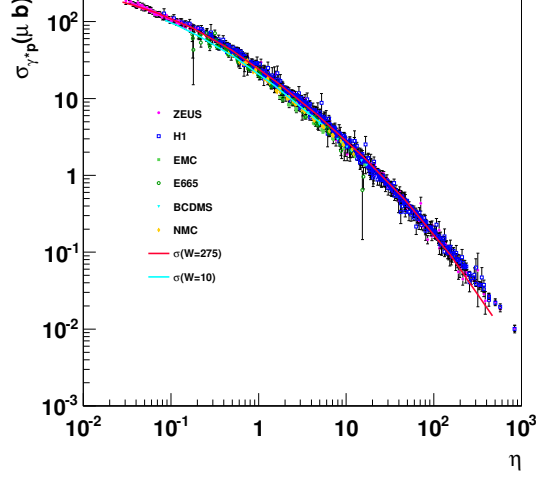


Figure 2: The theoretical prediction [4, 7] for the photoabsorption cross section $\sigma_{\gamma^*p}(\eta(W^2, Q^2))$ compared with the experimental data on DIS.

We return to neutrino scattering. Employing relation (9), we replace the neutrino structure function, $F_2^\nu(x, Q^2)$, in (4) by the electromagnetic one, $F_2^{ep}(x, Q^2)$, or rather by the photoabsorption cross section, compare (10). The neutrino-nucleon total cross section (8) becomes⁷

$$\begin{aligned} \sigma_{\nu N}(E) &= \frac{G_F^2 M_W^4}{8\pi^3 \alpha} \sum_q \frac{n_f}{Q_q^2} \int_{Q_{Min}^2}^{s-M_p^2} dQ^2 \frac{Q^2}{(Q^2 + M_W^2)^2} \\ &\times \int_{M_p^2}^{s-Q^2} \frac{dW^2}{W^2} \frac{1}{2} (1 + (1-y)^2) \sigma_{\gamma^*p}(\eta(W^2, Q^2)). \end{aligned} \quad (13)$$

We first of all look at the ratio

$$r(E) = \frac{\sigma_{\nu N}(E)_{\eta(W^2, Q^2) < 1}}{\sigma_{\nu N}(E)}. \quad (14)$$

In (14), $\sigma_{\nu N}(E)_{\eta(W^2, Q^2) < 1}$ denotes that part of the total neutrino-nucleon cross section in (13) that originates from contributions from the saturation region of $\eta(W^2, Q^2) < 1$ in Fig. 1. This part of the total cross section (13) is obtained by imposing the cut of $\eta(W^2, Q^2) < 1$ on the (Q^2, W^2) integration domain in (13). According to (1) and (12), the restriction of $\eta(W^2, Q^2) < 1$ (for $Q_{Max}^2 \geq Q^2 \geq Q_{Min}^2 = \Lambda_{sat}^2(M_p^2) - m_0^2$, and $Q_{Max}^2 \gg m_0^2$) upon employing

⁷We restrict ourselves to the dominant term $F_2^\nu(x, Q^2)$ in (4), ignoring $F_L(x, Q^2)$ and $F_3(x, Q^2)$.

$W_{Max}^2 = s - Q^2$, yields

$$\begin{aligned} W^2 &\geq W^2(Q^2)_{Min} = \left(\frac{Q^2 + m_0^2}{C_1} \right)^{\frac{1}{c_2}}, \\ Q^2 &\leq Q_{Max}^2 = \Lambda_{sat}^2(s) \left(1 - C_2 \frac{\Lambda_{sat}^2(s)}{s} + o\left(\frac{\Lambda_{sat}^4(s)}{s^2}\right) \right). \end{aligned} \quad (15)$$

From (15), for the ultrahigh-energy corresponding to $s = 10^{14} \text{GeV}^2$, with (12), one finds $Q^2 < Q_{Max}^2 = \Lambda_{sat}^2(s) = 3.9 \times 10^3 \text{GeV}^2 \ll s$. We observe that even for $s = 10^{14} \text{GeV}^2$, the range of $Q^2 < Q_{Max}^2$ covered under restriction (15) is smaller than the W^\pm mass squared, $M_W^2 \approx 6.4 \times 10^3 \text{GeV}^2$, that determines the maximum of the Q^2 -dependent factor in (13). We accordingly expect a small value of $r(E) \ll 1$.

The ratio $r(E)$ in (14) is evaluated in two steps. In a first step, we only rely on the very general low- x scaling restrictions for $\sigma_{\gamma^*p}(\eta(W^2, Q^2))$ in (11) with (12) and derive an upper bound on $r(E) < \bar{r}(E)$ on $r(E)$. In a second step, we introduce a concrete representation for $\sigma_{\gamma^*p}(\eta(W^2, Q^2))$ in the CDP that smoothly interpolates the regions of $\eta(W^2, Q^2) < 1$ and $\eta(W^2, Q^2) > 1$ in (11).

The ratio $r(E)$ in (14), upon substituting (13) and taking into account (15), becomes

$$r(E) = \frac{\int_{Q_{Min}^2}^{Q_{Max}^2(s)} dQ^2 \frac{Q^2}{(Q^2 + M_W^2)^2} \int_{W^2(Q^2)_{Min}}^{s-Q^2} \frac{dW^2}{W^2} (1 + (1-y)^2) \sigma_{\gamma^*p}(\eta(W^2, Q^2))}{\int_{Q_{Min}^2}^{s-M_p^2} dQ^2 \frac{Q^2}{(Q^2 + M_W^2)^2} \int_{M_p^2}^{s-Q^2} \frac{dW^2}{W^2} (1 + (1-y)^2) \sigma_{\gamma^*p}(\eta(W^2, Q^2))}. \quad (16)$$

Using the scaling behaviour (11) for $\eta(W^2, Q^2) < 1$ and $\eta(W^2, Q^2) > 1$, we derive an upper limit,

$$r(E) < \bar{r}(E), \quad (17)$$

on the ratio $r(E)$ in (16). Appropriately substituting the behaviour (11) of $\sigma_{\gamma^*p}(\eta(W^2, Q^2))$ into (16), and simplifying by putting $y = 0$ in the numerator

$E(\text{GeV})$	$\bar{r}(E)$	$r(E) _{\text{Table3}}$	$r(E) _{\text{Table4}}$
10^6	1.74×10^{-3}	1.40×10^{-3}	4.58×10^{-3}
10^{10}	2.51×10^{-2}	1.63×10^{-2}	2.55×10^{-2}
10^{14}	3.63×10^{-1}	1.76×10^{-1}	1.96×10^{-1}

Table 1: The upper bound, $\bar{r}(E) > r(E)$, on the fraction of the total neutrino-nucleon cross section originating from the saturation region of $\eta(W^2, Q^2) < 1$. The results for $r(E)|_{\text{Table 3}}$ are based on evaluating (16) upon substitution of (22) with (25). The results for $r(E)|_{\text{Table 4}}$ are based on evaluating (16) upon substitution of (29) with (25).

and $y = 1$ in the denominator, an upper bound on $r(E)$ reads⁸

$$\bar{r}(E) = \frac{2 \int_{Q_{Min}^2}^{Q_{Max}^2(s)} dQ^2 \frac{Q^2}{(Q^2 + M_W^2)^2} \int_{W^2(Q^2)_{Min}}^{s-Q^2} \frac{dW^2}{W^2} \ln \frac{1}{\eta(W^2, Q^2)}}{\int_{Q_{Min}^2}^{s-M_p^2} dQ^2 \frac{Q^2}{(Q^2 + M_W^2)^2} \int_{M_p^2}^{s-Q^2} \frac{dW^2}{W^2} \frac{1}{2\eta(W^2, Q^2)}}. \quad (18)$$

For $\Lambda_{sat}^2(s) < M_W^2 \ll s$, one finds that the numerator in (18) is approximately given by

$$N(E) = \frac{1}{2} \frac{1}{2C_2} \left(\frac{\Lambda_{sat}^2(s)}{M_W^2} \right)^2 + o\left(\left(\frac{\Lambda_{sat}^2(s)}{M_W^2} \right)^3 \right). \quad (19)$$

The denominator in (18) becomes

$$D(E) = \frac{1}{2C_2} \left(\frac{\Lambda_{sat}^2(s)}{M_W^2} \right) \left(1 + o\left(\frac{M_W^2}{s} \log \frac{M_W^2}{s} \right) \right). \quad (20)$$

Inserting (19) and (20) into (18), we find the upper bound on $r(E)$,

$$r(E) < \bar{r}(E) = \frac{1}{2} \frac{\Lambda_{sat}^2(s)}{M_W^2}. \quad (21)$$

Numerical values of $\bar{r}(E)$, using (12), are given in Table 1, together with the results for $r(E)$ resulting from an explicit expression for $\sigma_{\gamma^*p}(\eta(W^2, Q^2))$ from the CDP to be discussed below.

According to (21) and Table 1, the fraction of the total neutrino-nucleon cross section arising from the saturation region is strongly suppressed. The

⁸In the denominator of (18), we inserted the $1/2\eta(W^2, Q^2)$ dependence only valid for $\eta(W^2, Q^2) > 1$. We explicitly checked that the enlargement of the cross section as a consequence of this approximation amounts to only a few percent in the energy range up to $E \sim 10^{14} \text{GeV}$ under consideration.

saturation region contributes less than a few percent, except for extremely ultrahigh energies of order $E \simeq 10^{14}\text{GeV}$.

We turn to an evaluation of the neutrino-nucleon cross section based on an explicit form of $\sigma_{\gamma^*p}(\eta(W^2, Q^2))$ in the CDP.

The CDP leads to a remarkably simple form of the photoabsorption cross section that moreover can be represented by a closed expression,⁹ [4, 7]

$$\begin{aligned}\sigma_{\gamma^*p}(W^2, Q^2) &= \sigma_{\gamma^*p}(\eta(W^2, Q^2)) + O\left(\frac{m_0^2}{\Lambda_{\text{sat}}^2(W^2)}\right) = \\ &= \frac{\alpha R_{e^+e^-}}{3\pi} \sigma^{(\infty)}(W^2) I_0(\eta(W^2, Q^2)) + O\left(\frac{m_0^2}{\Lambda_{\text{sat}}^2(W^2)}\right),\end{aligned}\quad (22)$$

where

$$\begin{aligned}I_0(\eta(W^2, Q^2)) &= \frac{1}{\sqrt{1 + 4\eta(W^2, Q^2)}} \ln \frac{\sqrt{1 + 4\eta(W^2, Q^2)} + 1}{\sqrt{1 + 4\eta(W^2, Q^2)} - 1} \cong \\ &\cong \begin{cases} \ln \frac{1}{\eta(W^2, Q^2)} + O(\eta \ln \eta), & \text{for } \eta(W^2, Q^2) \rightarrow \frac{m_0^2}{\Lambda_{\text{sat}}^2(W^2)}, \\ \frac{1}{2\eta(W^2, Q^2)} + O\left(\frac{1}{\eta^2}\right), & \text{for } \eta(W^2, Q^2) \rightarrow \infty, \end{cases}\end{aligned}\quad (23)$$

and

$$R_{e^+e^-} = 3 \sum_q Q_q^2. \quad (24)$$

Comparing (22) and (23) with (11), one notes that (22) smoothly interpolates the regions of $\eta(W^2, Q^2) \ll 1$ and $\eta(W^2, Q^2) \gg 1$ in (11).

The (weak) energy dependence of the dipole cross section $\sigma^{(\infty)}(W^2)$ in (22) is determined by consistency of $\sigma_{\gamma^*p}(W^2, Q^2)$ with Regge behavior [4, 9] in the photoproduction limit of $\sigma_{\gamma p}(W^2) = \sigma_{\gamma^*p}(W^2, Q^2 = 0)$, and alternatively, by consistency with the double-logarithmic fit to photoproduction by the Particle Data Group,

$$\sigma^{(\infty)}(W^2) = \frac{3\pi}{R_{e^+e^-} \alpha} \frac{1}{\ln \frac{\Lambda_{\text{sat}}^2(W^2)}{m_0^2}} \begin{cases} \sigma_{\gamma p}^{\text{Regge}}(W^2), \\ \sigma_{\gamma p}^{\text{PDG}}(W^2). \end{cases} \quad (25)$$

⁹We note that the closed form for the photoabsorption cross section in (22) with (23) contains the simplifying assumption of ‘‘helicity independence’’ leading to $F_L^{ep} = 0.33 F_2^{ep}$ rather than $F_L^{ep} = 0.27 F_2^{ep}$. This simplifying approximation is unimportant in the present context. Compare refs. [7, 8] for the refinement that implies the result $F_L^{ep} = 0.27 F_2^{ep}$ that is consistent with the HERA experimental observations.

The fits to photoproduction, compare refs. [4], [9] and [10] (in units of mb , with W^2 in GeV^2) are explicitly given by

$$\begin{aligned}\sigma_{\gamma p}^{(a)}(W^2) &= 0.0635(W^2)^{0.097} + 0.145(W^2)^{-0.5}, \\ \sigma_{\gamma p}^{(b)}(W^2) &= 0.0677(W^2)^{0.0808} + 0.129(W^2)^{-0.4525} \\ \sigma_{\gamma p}^{(c)}(W^2) &= 0.003056 \left(33.71 + \frac{\pi}{M^2} \ln^2 \frac{W^2}{(M_p + M)^2} \right) \\ &\quad + 0.0128 \left(\frac{(M_p + M)^2}{W^2} \right)^{0.462},\end{aligned}\tag{26}$$

where M_p stands for the proton mass and $M = 2.15\text{GeV}$.

In Table 2, we present the results for the neutrino-nucleon cross section based on (13)¹⁰ upon substitution of the photoabsorption cross section from (22) with $\Lambda_{sat}^2(W^2)$ from (12), $m_0^2 = 0.15\text{GeV}^2$, and $\sigma^{(\infty)}(W^2)$ determined by (25) and (26). The results in Table 2 for $\sigma_{\nu N}^{(b)}(E)$ and $\sigma_{\nu N}^{(c)}(E)$ based on $\sigma^{(\infty)}(W^2)$ from the Regge fit (b) and the PDG fit (c), respectively, coincide in good approximation. The enhancement of the cross section $\sigma_{\nu N}^{(a)}(E)$ relative to $\sigma_{\nu N}^{(b,c)}(E)$ is a consequence of the stronger increase of the Pomeron contribution $((W^2)^{0.097}$ versus $(W^2)^{0.0808}$) in $\sigma^{(\infty)}(W^2)$ originating from (26). At the highest energy under consideration, $E = 10^{14}\text{GeV}$, the enhancement reaches a factor of about 1.5. Concerning the energy dependence, by comparing neighboring results in Table 2 for $E \geq 10^8\text{GeV}$, one notes an increase (only) slightly stronger than expected from the proportionality to $\Lambda_{sat}^2(s) \sim s^{C_2}$ in the estimate (20). This is a consequence of the energy dependence (25) of $\sigma^{(\infty)} = \sigma^{(\infty)}(W^2)$ ignored in (20).

We return to the question of the relative contribution to the neutrino cross section from the saturation region relative to the color-transparency region. We subdivide the neutrino cross section into the sum

$$\sigma_{\nu N}^{(c)}(E) = \sigma_{\nu N}^{(c)}(E)_{\eta(W^2, Q^2) < 1} + \sigma_{\nu N}^{(c)}(E)_{\eta(W^2, Q^2) > 1}.\tag{27}$$

The results are shown in Table 3. From Table 3, one finds that the fraction

¹⁰The CDP contains the limit of $Q^2 \rightarrow 0$, such that Q_{Min}^2 may be put to $Q_{Min}^2 = 0$ in (13). The actual dependence on Q_{Min}^2 is negligible, as long as $Q \lesssim Q_{Min}^2 \lesssim M_p^2$. We also note tht the replacement of the lower limit $W^2 \geq M_p^2$ by $W^2 \geq \text{const } M_p^2$ for e.g. $\text{const} \leq 20$ leads to an insignificant change of the neutrino cross section.

E	1.0E+04	1.0E+06	1.0E+08	1.0E+10	1.0E+12	1.0E+14
$\sigma_{\nu N}^{(a)}$	1.28E-34	1.91E-33	1.09E-32	5.36E-32	2.60E-31	1.23E-30
$\sigma_{\nu N}^{(b)}$	1.21E-34	1.68E-33	8.96E-33	4.11E-32	1.85E-31	8.15E-31
$\sigma_{\nu N}^{(c)}$	1.19E-34	1.69E-33	9.26E-33	4.29E-32	1.88E-31	7.77E-31

Table 2: The prediction of the neutrino-nucleon cross section, $\sigma_{\nu N}^{(a,b,c)}[cm^2]$, from the CDP as a function of the neutrino energy, $E[GeV]$. Compare text for details.

E	1.0E+04	1.0E+06	1.0E+08	1.0E+10	1.0E+12	1.0E+14
$\sigma_{\nu N}^{(c)}$	1.19E-34	1.69E-33	9.26E-33	4.29E-32	1.88E-31	7.77E-31
$\eta > 1$	1.19E-34	1.68E-33	9.22E-33	4.22E-32	1.77E-31	6.41E-31
$\eta < 1$	1.14E-37	2.37E-36	4.15E-35	6.97E-34	1.08E-32	1.37E-31

Table 3: The contributions to the neutrino-nucleon cross section from the color transparency ($\eta(W^2, Q^2) > 1$) and the saturation ($\eta(W^2, Q^2) < 1$) region compared with the full cross section, $\sigma_{\nu N}(E)$.

of the total cross section originating from the saturation region, $r(E)$ in (14) and (16), increases from $r(E)(E = 10^6 GeV)|_{Table3} \cong 1.40 \cdot 10^{-3}$ to $r(E)(E = 10^{14} GeV)|_{Table3} \cong 1.76 \cdot 10^{-1}$. The increase is consistent with the upper bound (21), compare Table 1. With increasing energy, there is a strong increase from the saturation region, but even at $E = 10^{14} GeV$ its contribution is of the order of only 17%.

The result that the dominant part of the neutrino-nucleon cross section is due to contributions from large values of $\eta(W^2, Q^2) \gg 1$ requires further examination. For e.g. a value of $Q^2 = 10^4 GeV^2 \cong M_W^2$, and for W^2 below $W^2 \leq 10^5 GeV^2$ (or $x \leq 0.1$), one finds that $\eta(W^2, Q^2)$ reaches values of $\eta(W^2, Q^2) \leq \eta_{Max}(W^2, Q^2) \cong 10^3$. For such large values of $\eta(W^2, Q^2)$, as previously analysed [4, 7], the theoretical expression (22) for the photoabsorption cross section must be corrected by elimination of contributions from high-mass ($q\bar{q}$) fluctuations, $\gamma^* \rightarrow q\bar{q}$, of mass $M_{q\bar{q}}$. The life time of high-mass fluctuations in the rest frame of the nucleon becomes too short to be able to actively contribute to the $q\bar{q}$ -color-dipole interaction. The restriction on the $q\bar{q}$ mass, $m_0^2 \leq M_{q\bar{q}}^2 \leq m_1^2(W^2)$ is taken care of by the energy-dependent

upper bound, $m_1^2(W^2)$, where

$$m_1^2(W^2) = \xi \Lambda_{sat}^2(W^2), \quad (28)$$

and empirically $\xi = 130$ [7]. Employing the restriction (28) extends the validity of the CDP to high values of $\eta(W^2, Q^2) \gg 1$.

Explicitly, one finds that (22) must be modified by a factor that depends on the ratio of $\xi/\eta(W^2, Q^2)$. One obtains [7]

$$\begin{aligned} \sigma_{\gamma^*p}(W^2, Q^2) &= \frac{\alpha R_{e^+e^-}}{3\pi} \sigma^{(\infty)}(W^2) I_0(\eta(W^2, Q^2)) \\ &\times \frac{1}{3} \left(G_L \left(\frac{\xi}{\eta(W^2, Q^2)} \right) + 2G_T \left(\frac{\xi}{\eta(W^2, Q^2)} \right) \right) \\ &+ O \left(\frac{m_0^2}{\Lambda_{sat}^2(W^2)} \right) \end{aligned} \quad (29)$$

where

$$\begin{aligned} &\frac{1}{3} \left(G_L \left(\frac{\xi}{\eta(W^2, Q^2)} \right) + 2G_T \left(\frac{\xi}{\eta(W^2, Q^2)} \right) \right) = \\ &\frac{1}{\left(1 + \frac{\xi}{\eta(W^2, Q^2)} \right)^3} \left(\left(\frac{\xi}{\eta(W^2, Q^2)} \right)^3 + 2 \left(\frac{\xi}{\eta(W^2, Q^2)} \right)^2 + \left(\frac{\xi}{\eta(W^2, Q^2)} \right) \right) \\ &\cong \begin{cases} 1 & , \text{ for } \eta(W^2, Q^2) \ll \xi = 130 \\ \frac{\xi}{\eta(W^2, Q^2)} & , \text{ for } \eta(W^2, Q^2) \gg \xi = 130 \end{cases} ; \end{aligned} \quad (30)$$

We note in passing that the theoretical prediction shown in Fig. 2 includes[7] the large- $\eta(W^2, Q^2)$ correction (29)¹¹.

In Table 4, we present our final results for the neutrino-nucleon cross section based on substituting (29) into (13). The PDG result for $\sigma^{(\infty)}(W^2)$ in (25) is used, and, for comparison, the result from Table 2 is again shown in Table 4. We explicitly verified that the addition in (13) of the contribution corresponding to the longitudinal structure function according to (4) diminishes the neutrino cross section in Table 4 by less than 6 % in the whole range of neutrino energies under consideration. In order to demonstrate the sensitivity under variation of the exponent C_2 of the energy dependence of

¹¹The photoabsorption cross section obtained from the simple closed expression (29) coincides within a (negative) deviation of up to approximately 25 % with the results shown in fig. 2 that are based on the more elaborate treatment in ref.[7], compare footnote 9

E	1.0E+04	1.0E+06	1.0E+08	1.0E+10	1.0E+12	1.0E+14
$\sigma_{\nu N}^{(c)}$	1.19E-34	1.69E-33	9.26E-33	4.29E-32	1.88E-31	7.77E-31
	3.85E-35	5.15E-34	4.17E-33	2.73E-32	1.49E-31	6.96E-31
	3.19E-35	3.80E-34	2.83E-33	1.75E-32	9.12E-32	4.11E-31

Table 4: The neutrino-nucleon cross section upon imposing the restriction (28) on the mass of actively contributing $q\bar{q}$ fluctuations (3rd and 4th line) compared with the result from Table 3 (2nd line) that ignores the restriction (28). The results in the 3rd and 4th line are based on $\Lambda_{sat}^2(W^2) \sim (W^2)^{C_2}$ with $C_2 = 0.29$ and $C_2 = 0.27$, respectively.

the saturation scale, $\Lambda_{sat}^2(W^2) \sim (W^2)^{C_2}$, in Table 4, we give the neutrino-nucleon cross section for $C_2 = 0.29$ and $C_2 = 0.27$. Both values are consistent with the experimental information on DIS.

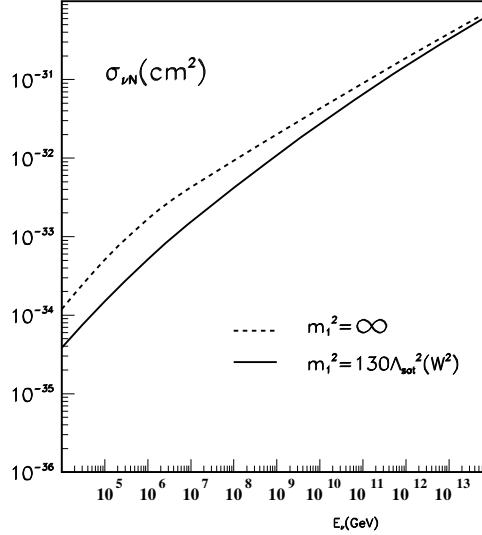


Figure 3: The effect on the neutrino-nucleon cross section of excluding inactive high-mass $q\bar{q}$ fluctuations.

The results from Table 4 (2nd and 3rd line) are graphically represented in Fig. 3. With increasing neutrino energy, the exclusion of inactive large-mass $q\bar{q}$ fluctuations by the restriction of $M_{q\bar{q}}^2 < m_1^2(W^2) = \xi \Lambda_{sat}^2(W^2)$, where $\xi = 130$, becomes less important. Most of the contributions to the neutrino-nucleon cross section in the extreme ultrahigh-energy limit ($E \simeq 10^{14}$ GeV) are due to moderately large values of $\eta(W^2, Q^2)$ that correspond

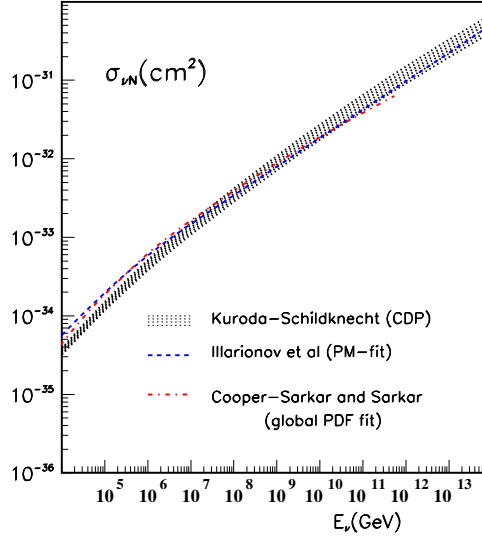


Figure 4: Comparison of the CDP prediction with the prediction from the pQCD-improved parton model.

to $q\bar{q}$ fluctuations of sufficiently long life time. Quantitatively, from Table 4, at $E = 10^4$ GeV the cross section is diminished by a factor of 0.32, while at $E = 10^{14}$ GeV, this factor is equal to 0.89. This effect is also seen in the ratio $r(E)$ in Table 1. At $E = 10^6$ GeV, the ratio $r(E)$ exceeds the crude estimate of $\bar{r}(E)$ from (18).

In Fig. 4, we compare our results (Table 4, 3rd and 4th line) for the neutrino-nucleon cross section, based on the CDP, with the ones obtained [1, 2] by employing the parton distributions from a conventional perturbative QCD (pQCD) analysis of DIS. Fig. 4 shows consistency of our CDP results with the ones from the pQCD-improved parton model. Our predictions are also consistent with the ones in ref. [11]

We end with several comments in connection with various results in the literature.

- i) With respect to a recent discussion on the validity [2, 12] of the Froisart bound [13] on the energy dependence of total cross sections at

asymptotic energies, when applied in connection with neutrino scattering, we note that the $q\bar{q}$ -nucleon-interaction cross section contained in (22) (and consequently in (13)) via $\sigma^{(\infty)}(W^2) \ln(1/\eta(W^2, Q^2))$ with $\sigma^{(\infty)}(W^2)$ obtained from the PDG fit of $\sigma_{\gamma p}(W^2) = \sigma_{\gamma p}^{PDG}(W^2)$, compare (25), obeys the adequately [12] applied Froissart bound in the relevant range of $\eta(W^2, Q^2) \ll 1$.

- ii) The neutrino-nucleon total cross section, as elaborated upon in much detail, receives its dominant contribution from the photoabsorption cross section in the color-transparency region of $\eta(W^2, Q^2) \gg 1$. The neutrino-nucleon interaction for energies of $E \lesssim 10^{14}$ GeV is dominantly due to very-high-mass $q\bar{q}$ fluctuations at energies far below the energy at which the Froissart bound becomes relevant for these high-mass $q\bar{q}$ fluctuations.
- iii) Several theoretical investigations [14, 15, 16, 17] imply¹² a fairly strong suppression of the neutrino-nucleon cross section compared with the pQCD improved-parton-model results [1], and, accordingly, also compared with our CDP predictions in Fig. 4, by factors becoming as large as one full order of magnitude at ultra-high energies of $E \simeq 10^{12}$ GeV. The results for the neutrino-nucleon cross section were obtained from six-free-parameter fits [14, 15, 16, 17, 2] to the DIS photoabsorption data by adopting a “Froissart-inspired” $\log(1/x)$ or $\log^2(1/x)$ behavior. As pointed out under ii), such a theoretical ansatz is not expected to be relevant for the scattering of very-high-mass $q\bar{q}$ fluctuations that (for $E \lesssim 10^{14}$ GeV) dominate the neutrino-nucleon total cross section.
- iv) The predictions from the CDP in Fig. 4 stand on firm theoretical grounds and are inconsistent with a strong suppression of the cross section in the considered range of ultrahigh energies.

Acknowledgement

¹²Compare e.g. refs. [2], [6] and [18] for a comparison of these and various other predictions with each other and the prediction in ref. [1].

Questions on the subject matter by Paolo Castorina and by participants of the Oberwoelz symposium on Quantum Chromodynamics, History and Prospects (Oberwoelz, Austria, September 3 – 8, 2012) are gratefully acknowledged.

References

- [1] A. Cooper-Sarkar and S. Sarkar, JHEP **01** (2008) 075.
- [2] A.Yu. Illarionov, B.A. Kniehl and A.V. Kotikov, Phys. Rev. Lett. **106** (2011) 231802.
- [3] D. Schildknecht, Invited Talk, Ringberg Workshop on New Trends in HERA Physics, Ringberg Castle, September 25-28,2011, Nucl. Phys. B, Proc. Supplement **222-224** (2012) 108;
 D. Schildknecht, Invited Talk, 50th International School of Subnuclear Physics, Erice, Italy, June 23 – July 2, 2012, arXiv: 1210.0733v1 [hep-ph], to appear in the Proceedings, ed. by A. Zichichi (World Scientific);
 D. Schildknecht, to appear in Proceedings of Diffraction 2012 (American Institute of Physics, A. Papa, editor), Lanzarote, Canary Islands (Spain), September 10-15,2012, arXiv: 1301.0714v1 [hep-ph].
- [4] D. Schildknecht, in Diffraction 2000, Cetraro, Italy, September 2-7, 2000, Nucl. Phys. B, Proc. Supplement **99** (2001) 121;
 D. Schildknecht, B. Surrow, M. Tentyukov, Phys. Lett. **B499** (2001) 116;
 G. Cvetic, D. Schildknecht, B. Surrow, M. Tentyukov, EPJC **20** (2001) 77.
- [5] D. Schildknecht, Contribution to DIS 2001, The 9th International Workshop on Deep Inelastic Scattering, Bologna, Italy, 2001, G. Brassi et al. (Eds.), World Scientific, Singapore, 2002, p. 798;
 D. Schildknecht, B. Surrow and M. Tentyukov, Mod. Phys. Lett. **A16** (2001) 1829.

- [6] V.P. Gonçalves and P. Hepp, Phys. Rev **D83** (2011) 014014.
- [7] M. Kuroda and D. Schildknecht, Phys. Rev. **D85** (2012) 094001.
- [8] M. Kuroda and D. Schildknecht, Phys. Lett. **B670** (2008) 129;
D. Schildknecht, Phys. Lett. **B716** (2012) 413.
- [9] S. Donnachie and P. Landshoff, Phys. Lett. **B296** (1992) 227.
- [10] Particle Data Group, Phys. Rev. **D86** (2012) 1.
- [11] R. Fiore, L.L. Jenkovszky, A.V. Kotikov, F. Paccanoni, A. Papa and E. Predazzi, Phys. Rev. **D68** (2003) 093010;
R. Fiore, L.L. Jenkovszky, A.V. Kotikov, F. Paccanoni and A. Papa,
Phys. Rev. **D73** (2006) 053012.
- [12] M.M. Block, P. Ha, D.W. McKay, arXiv: 1110.6665v1 [hep-ph].
- [13] M. Froissart, Phys. Rev. **123** (1961) 1053.
- [14] M. Block, E. Berger and C.-I. Tan, Phys. Rev. Lett. **97** (2006) 252003;
E. Berger, M. Block and C.-I. Tan, Phys. Rev. Lett. **98** (2007) 242001.
- [15] E. Berger, M. Block, D. McKay and C.-I. Tan, Phys. Rev. **D77** (2008) 053007.
- [16] M. Block, P. Ha and D. McKay, Phys. Rev. **D82** (2010) 077302.
- [17] D. Haidt, Nucl. Phys. B (Proc. Suppl.) **79** (1999) 186.
- [18] M.V.T. Machado, Phys. Rev. **D70** (2004) 053008; Phys. Rev. **D71**
(2005) 114009;
M.V.T. Machado, arXiv: 1112.0555 [hep-ph].