

Magnetic properties in layered (K, Rb and Cs)Co₂Se₂ with ThCr₂Si₂ – type structure

Jinhu Yang,^{1,2,*} Bin Chen,^{1,2} Hangdong Wang,^{1,3} Qianhui Mao,³
Masaki Imai,² Kazuyoshi Yoshimura,^{2,†} and Minghu Fang^{3,‡}

¹Department of Physics, Hangzhou Normal University, Hangzhou 310036, China

²Department of Chemistry, Graduate School of Science, Kyoto University, Kyoto 606 - 8502, Japan

³Department of Physics, Zhejiang University, Hangzhou 310027, China

(Dated: August 13, 2018)

The magnetic properties of ThCr₂Si₂-type single crystals ACo₂Se₂ (A = K, Rb and Cs) have been investigated by magnetic susceptibilities and isothermal magnetizations at various temperatures. The ferromagnetic phase transition temperatures are estimated as ≈ 74 K and 76 K and 62 K for A = K, Rb and Cs (in case of high magnetic field), respectively. The susceptibilities in the paramagnetic state obey the modified Curie-Weiss law quite well and the derived effective magnetic moments of the Co atom are about 2.21, 2.04 and 2.04 μ_B/Co and the corresponding spontaneous moments derived at the ground state are 0.72, 0.59 and 0.52 μ_B/Co as well as the generalized Rhodes-Wohlfarth ratios as 3.07, 3.42 and 3.96 for A= K, Rb and Cs, respectively. The magnetic moment aligns within ab-plane and a metamagnetism-like behavior occurs at a field of 3.5 T in CsCo₂Se₂ with $H//\text{ab-plane}$. The magnetic properties in this system were discussed within the frameworks of the self-consistent renormalization (SCR) and Takahashi's theory of spin fluctuations.

PACS numbers: 75.30.Cr,75.50.Cc,75.60.Ej

I. INTRODUCTION

The layered compound AT₂X₂-type family shows versatile physical properties including antiferromagnetic (AFM) or ferromagnetic (FM) order,¹ Fe-based superconductivity² and heavy fermion behavior.³ The magnetic properties in this series of compound are very rich. For example, the parent of recent discovered Fe-As based superconductors AFe₂As₂ (A = K, Sr, Ba and Eu),⁴⁻⁶ is a collinear antiferromagnetic metal, while (Tl, K, Rb and Cs)Fe_xSe₂ with Fe-vacancies is a block AFM insulator and becomes a superconductor with superconducting temperature ≈ 30 K with decreasing Fe-vacancy levels.⁷ One of a significant common features of Fe-based superconductors is that the parent compounds show an antiferromagnetic phase transition at high temperature which can be suppressed by introducing holes or electrons into conducting layers (FeAs or FeSe). Furthermore, superconductivity also appears in the Ni analogues BaNi₂As₂⁸, SrNi₂As₂⁹ and KNi₂Se₂,¹⁰ while ferromagnetism or near the ferromagnetism in Co analogues KCo₂Se₂¹¹, BaCo₂As₂¹² were discovered.

Motivated by the versatility of spin fluctuations involved in AT₂X₂ structure, we turned out attention to the Co-based layered compounds. ACo₂X₂ (A = K, Rb, Cs and Tl, X = S and Se) has been investigated previously in polycrystalline by Greenblatt's group.^{11,13-15} Their results shown that the distance of intralayers or/and interlayers is of vital importance on the electrical and magnetic properties. In this structure the X-T-X (T: transition metals) forms layers, which are built up of edge-sharing TX₄ tetrahedra that extend two dimensionally in the ab-plane. For example, KCo₂Se₂ and KCo₂S₂ are ferromagnet with T_C of around 80 and 120 K while CsCo₂Se₂ is antiferromagnetic order at low temperatures.^{14,16} TlCo₂Se₂ is originally thought as a an-

tiferromagnet with $T_N \approx 90$ K.^{11,15} However, the later neutron results shown that it is a non-collinear helical magnet with zero net spontaneous.^{17,18} The Co atom are ferromagnetically arranged within the ab-plane while the magnetic moment of adjacent Co layers are rotated about 121° with respect to each other.¹⁷

In this report, we investigated the temperature dependence of magnetic susceptibility and isothermal magnetization at various temperatures in high quality of single crystals ACo₂Se₂ (A = K, Rb and Cs), grown by self-flux method. All the samples show metallic luster and metallic conductivity and the ferromagnetic phase transition temperatures are estimated as ≈ 74 K and 76 K for A = K and Rb, respectively. The susceptibilities obey the modified Curie-Weiss law in the paramagnetic state quite well. The derived effective magnetic moments of the Co atom from susceptibilities are about 2.21 and 2.04 μ_B/Co , and spontaneous moments at the ground state are derived as 0.72 and 0.59 μ_B/Co . The generalized Rhodes-Wohlfarth ratios are estimated as 3.07 and 3.42 for A= K and Rb, indicating itinerant ferromagnetism in this series. The magnetic moments align within ab-plane in this series. In case of Cs analogue, a metamagnetism-like occurs in a field of 3.5 T for $H//\text{ab-plane}$ and the ferromagnetic ordering are observed at high magnetic field below 62 K, contrasting to the previous report.^{14,16} The spin fluctuation effect in this series were discussed within the frameworks of SCR and Takahashi theory of spin fluctuations.

II. EXPERIMENTS

Single crystals of ACo₂Se₂ (A =K, Rb and Cs) were grown by self-flux method. High purity starting materials K₂Se (obtained by the reaction of K metal and Se pow-

der at 573 K for 24 hrs) K (lump, 99.9%), Co (powder, 99.99%) and Se (powder 99.999%) were used in the preparation of the single crystals. The stoichiometric amounts of starting elements were mixed carefully and sealed in a Al_2O_3 tube which was inserted into a quartz tube coated with carbon to avoid the possible reaction with the wall of the quartz tube with the starting materials. We first slowly heat the quartz tube to 673 K and dwell 5 hrs. Then the furnace heated slowly up to 973 K (dwell 24h) and then heated up to 1323 K and keep at this temperature for 12 hours for homogeneity. Finally the furnace slowly cooled to 873 K at a rate of 3 K/h before the furnace was shut down. A typical size of the obtained single crystal is of $\sim 2 \times 3 \times 1 \text{ mm}^3$. The grown samples have golden luster and are very sensitive to the moisture. Therefore, all the above process are done in the Ar- filled glove box ($\text{H}_2\text{O} \leq 0.1 \text{ ppm}$ and $\text{O}_2 \leq 0.1 \text{ ppm}$) and the samples are always kept in the glove box except for a very short time in the air during the preparation of magnetic measurements. The magnetic measurements were performed on Quantum Design Magnetic SQUID-VSM at Hangzhou Normal University.

III. RESULTS AND DISCUSSIONS

A. susceptibility

Figure 1 shows the temperature dependence of magnetic susceptibility ($\chi = M/H$) and reverse magnetic susceptibility ($\chi^{-1} = H/M$) for single crystals ACo_2Se_2 ($A = \text{K, Rb and Cs}$) in an applied magnetic field of 1 T parallel to ab-plane or c-axis, respectively. Firstly, we discuss the $\chi(T)$ for $A = \text{K and Rb}$ single crystals. The quick increase of susceptibilities below at about 80 K when further decreasing the temperature is due to the occurrence of a long range of ferromagnetic order and the susceptibilities tend to a saturated value of about 0.4 emu/mol Co at low temperatures. This saturated value is only 15% of that in polycrystal as previous reported,¹¹ indicating the high quality of our single crystals. At high temperatures, χ can be well fitted by the modified Curie-Weiss law:

$$\chi = \chi_0 + \frac{C}{T - \theta}, \quad (1)$$

where χ_0 denotes the temperature-independent term, C the Curie constant, and θ the paramagnetic Curie temperature. Therefore, one can derive parameters in the temperature from 100 K to 300 K for $H//\text{ab-plane}$ or $H//\text{c-axis}$, respectively and the detail results are listed in Table I. The Curie constants are nearly independent of samples with the value of around 0.6 emu K/mol, with which one can estimate the effective magnetic moment P_{eff} about $2.4 \mu_B$. This value is smaller than the theoretical value of $3.87 \mu_B$ for a free Co^{2+} ion, suggesting the Co ion is of itinerant character. The Curie temperature θ is almost independent of the samples for $H//\text{ab-plane}$ or

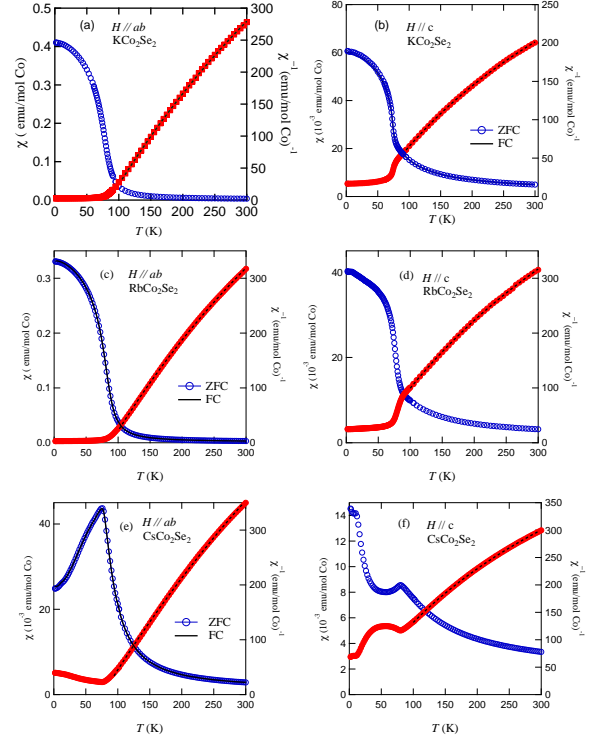


FIG. 1: (Color online) Temperature dependence of the magnetic susceptibilities $\chi(T) = M/H$ and reverse magnetic susceptibilities ($\chi^{-1} = H/M$) of the ACo_2Se_2 ($A = \text{K, Rb and Cs}$) under the magnetic field of 1 T parallel to ab-plane and c-axis, respectively. The dashed lines are the best fits by the modified Curie-Weiss law in high temperature region ($100 \text{ K} \leq T \leq 300 \text{ K}$) and the solid line are the data obtained in field cooling (FC) process.

$H//\text{c-axis}$. However, the ratio of θ derived from the fitting for $H//\text{ab-plane}$ to that of $H//\text{c-axis}$ in single crystals $A = \text{K and Rb}$ is about 2 and is increased to about 10 for CsCo_2Se_2 case. The positive θ means a ferromagnetic interaction between the adjacent interlayer Co moment or within the same layer is dominant. A large difference of θ derived from $H//\text{ab-plane}$ and c-axis indicates that the strength of interaction of Co atoms within the layer is stronger than it between the layers. On the other hand, the susceptibility in CsCo_2Se_2 displays a cusp-like peak around 80 K and seems due to an antiferromagnetic phase transition, which contrasts to the saturated behavior discovered in samples $A = \text{K and Rb}$. This series of samples $A = \text{K, Rb and Cs}$ belong to soft ferromagnet due to no hysteresis (data not shown) in $M(H)$ curve and it is also indicated by the data measured both in FC (field cooling) and ZFC (zero field cooling) processes collapse into one curve.

TABLE I: Magnetic parameters of ACo_2Se_2 ($A = \text{K}, \text{Rb}$ and Cs). χ_0 , T_C , P_s and P_{eff} are temperature-independent part of χ (emu/mol Co), Curie constant C (10^{-3} emu/mol Co K), Curie temperature θ (K), spontaneous magnetization at ground state (μ_B/Co atom) and effective moment (μ_B/Co atom), respectively.

sample	χ_0	C	θ	P_{eff}	P_c	P_s	P_{eff}/P_s
K_{ab}	0.8	0.61	85.2	2.21	1.41	0.72	3.07
K_c	2	0.84	38.2	2.59	1.78	-	-
Rb_{ab}	0.7	0.52	88.5	2.04	1.27	0.59	3.46
Rb_c	1	0.57	37.4	2.14	1.36	-	-
Cs_{ab}	0.5	0.52	75.8	2.04	1.27	0.52	3.92
Cs_c	1	0.58	7.5	2.15	1.37	-	-

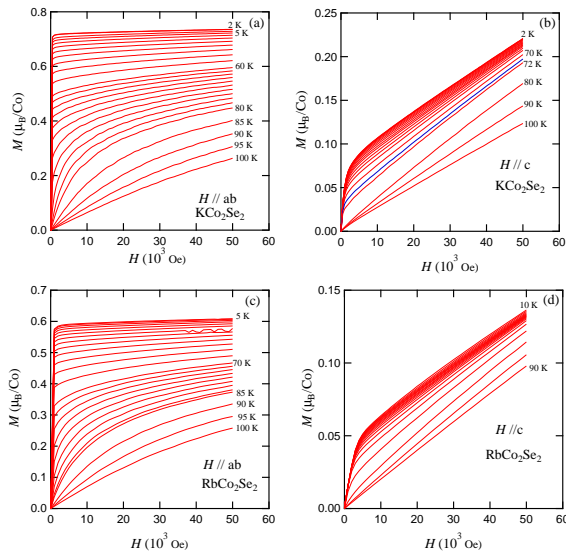


FIG. 2: (Color online) Isothermal magnetization measurements for $A = \text{K}$ and Rb single crystals at temperatures from 2-300 K under $H//ab$ -plane or $H//c$ -axis, respectively. Not all data is shown. The steps of the temperature are 2 K or 5 K in the figure.

B. Isothermal Magnetization

Figure 2 shows the results of magnetic measurements for single crystals of KCo_2Se_2 and RbCo_2Se_2 in forms of isothermal magnetization $M(H)$ curves and the corresponding Arrott plots at different temperatures in an applied magnetic field $H//ab$ -plane or $H//c$ -axis, respectively. The magnetization goes quickly to a saturated magnetic moment $0.75 \mu_B$ and $0.60 \mu_B$ for KCo_2Se_2 and RbCo_2Se_2 at $H//ab$ -plane, respectively. The magnetic moment increases with increasing magnetic field, however, there is no tendency to saturation for $H//c$ -axis up to the field of 5 T. Figure 3 displays the magnetic field dependence of magnetic moment at various temperatures for single crystal CsCo_2Se_2 . A metamagnetism-like be-

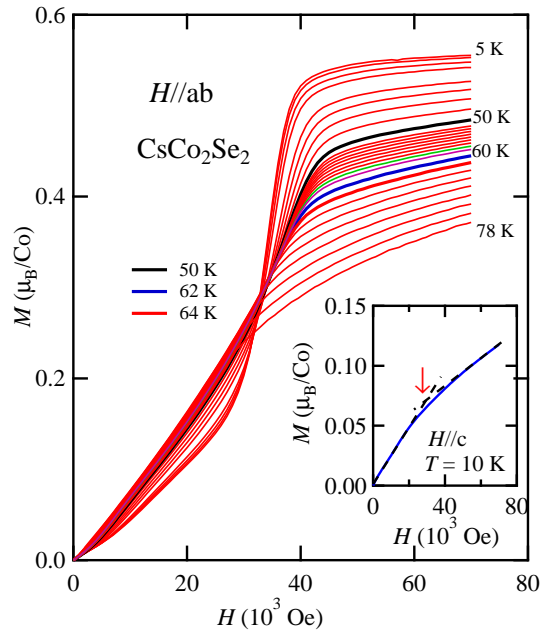


FIG. 3: (Color online) Isothermal magnetization measurements for $A = \text{Cs}$ sample at various temperatures for $H//ab$ -plane or $H//c$ -axis. Inset: isothermal magnetization measurements for $H//c$ -axis at 10 K. The steps of the selected temperature are 1 K, 2 K or 5 K in the figure and not all data is shown.

havior occurs at the field $3 \sim 4$ T at field $H//ab$ -plane and below the temperature of around 64 K in $M(H)$ curve. The saturation moment is $\approx 0.55 \mu_B/\text{Co}$ at the field of 5 T. No metamagnetism-like behavior were discovered for $H//c$ -axis, but a slight kink were discovered in a similar field region at 10 K as shown in the inset of Fig.3. In the polycrystal $\text{TlCo}_2\text{Se}_{2-x}\text{S}_x$ ($x = 0.13$ and 1.5), similar behavior was discovered in the field of 1 T which was ascribed to the possible competition between helix and a ferromagnetic phase at low temperature.¹⁹

According to Landau theory, the free energy (F) can be expressed as the expansion of an order parameter. Therefore, from $H = \partial F/\partial M$, one can obtain $H = aM(T, H) + bM^3(T, H)$ or as often written as $M^2(T, H) = M^2(T, 0) + BH/M(T, H)$ by neglecting the sixth and higher terms of the expansion, resulting so called Arrott plot. Figure 4 shows the Arrott plots for single crystals $A = \text{K}$ and Rb for $H//ab$ -plane or $H//c$ -axis, respectively. A good linear behavior in the Arrott-plot of KCo_2Se_2 and RbCo_2Se_2 only exists at low temperatures and at high magnetic field side for $H//ab$ -plane. In the Arrott-plot, one can estimate the spontaneous magnetic moment by extrapolating the linear relation to a positive intersection on y-axis. The spontaneous magnetic moment extrapolated from the linear relation in high magnetic region and at low temperatures to the y-axis is always positive and disappears above the temperatures which gives negative intersection to y-axis. It is

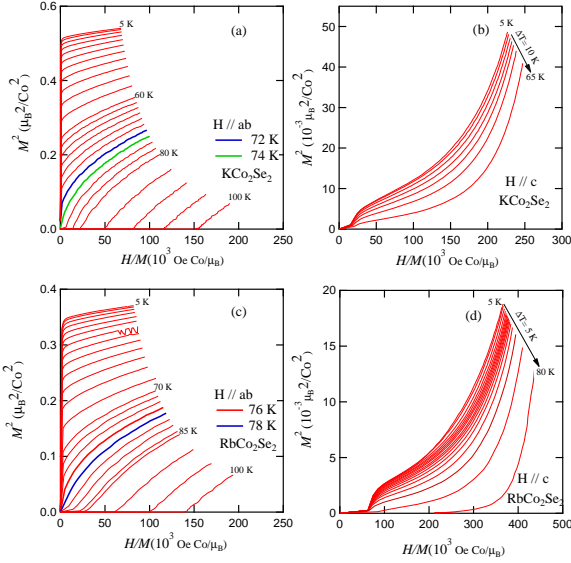


FIG. 4: (Color on line) M^2 verse H/M (Arrott plot) for $A = K$ and Rb samples at various temperatures under $H//ab$ -plane and $H//c$ -axis, respectively. The steps of the selected temperature are 2 K or 5 K in the figure.

clearly shown in Fig.4(a) and (c) that the spontaneous magnetic moments of $A = K$ and Rb single crystals are aligned within ab -plane since the linear extrapolation to the y -axis for $H//c$ -axis is negative at the lowest temperature of 2 K which means no spontaneous magnetic moment along this direction.

Generally, T_C can be obtained by using Arrott plots since that the linear extrapolation passes through the origin at T_C . However, the curves show considerable deviation from linearity at high temperatures which makes it difficult to estimate the T_C in this system. On the other hand, in SCR and Takahashi's theory for the itinerant-electron weak ferromagnet, T_A and T_0 are the spectral widths of the dynamical spin-fluctuation spectrum and the dispersion of the dynamical magnetic susceptibility in wave-vector and energy space, respectively.^{20,21} These two important parameters dominate physical properties at ground state and finite temperatures. In Takahashi's theory the magnetization obeys the following relation at T_C due to the disappearance of the fourth order expansion coefficient:²¹

$$h = [T_A/3(2 + \sqrt{5})T_C]^2 p^5, \quad (2)$$

Figure 5 shows M^4 dependence of H/M , indicating a good linear relation behavior in a wider range of temperature for crystals of $A = K$ and Rb . Such behavior is also discovered in case of $CsCo_2Se_2$ at high magnetic fields side shown in fig.6. Therefore, we estimated T_C in this series as 74 K (K), 76 K (Rb) and 62 K (Cs) by linear extrapolation at the temperature which passes the origins. The worse linearity of Arrott-plot suggests the existence of sixth-order nonlinear mode-mode coupling among spin fluctuation modes.²⁰ In Takahashi's

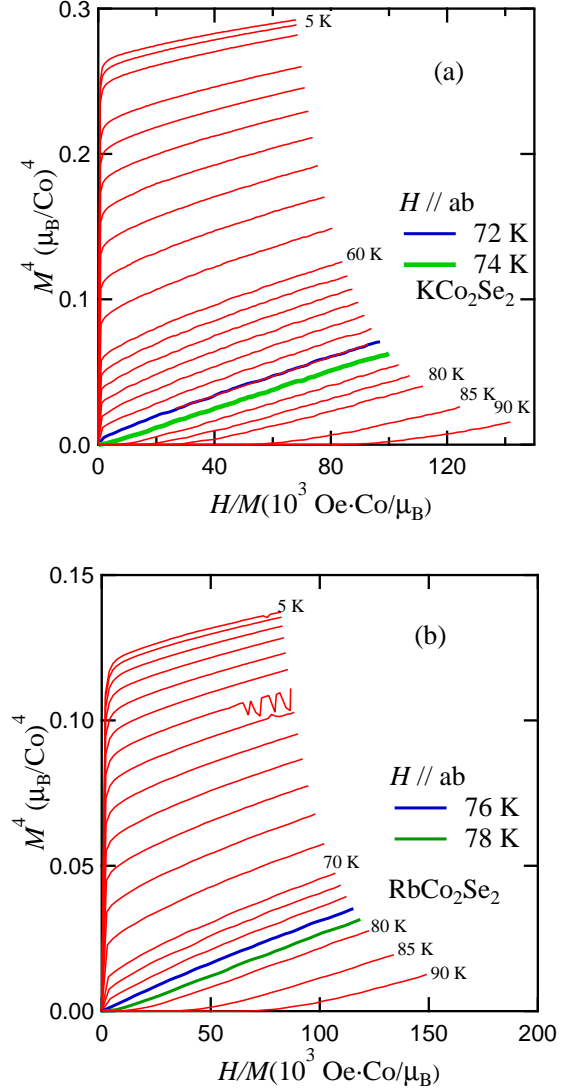


FIG. 5: M^4 verse H/M for $A = K$ and Rb single crystal at various temperatures for $H//ab$ -plane, respectively. We measured isothermal magnetization from 2 to 300 K and only a part of data is shown here for clarity. The steps of the temperature are 2 K or 5 K in the figure.

theory, the overall linearity of Arrott plot is due to a small value of $\eta = (T_C/T_0)^{1/3}$. As a result, very good linearities are observed experimentally in Arrott plot curves in Ni_3Al ($\eta=0.25$)²², Sc_3In ($\eta=0.22$),²³ while a relative larger value of η gives worse linearities in Arrott plot curves as observed in $MnSi$ ($\eta=0.58$),²⁴ $LaCoAsO$ ($\eta \approx 0.46$)²⁵ and Fe_3GeTe_2 ($\eta \approx 0.46$).²⁶ We estimated η for our single crystals $A = K, Rb$ and Cs are 0.64, 0.64 and 0.57, respectively by using T_C and T_0 listed in Table II below. The spontaneous magnetic moment $M_0(T)$ and the reciprocal initial magnetic susceptibility $1/\chi_{00} (= \lim_{H \rightarrow 0} H/M)$ are derived from the linear extrapolation in curves of M^4 vs H/M . From the estimated parameters above,

TABLE II: Spin-fluctuation parameters of ACo_2Se_2 ($A = \text{K, Rb and Cs}$). T_C and \bar{F}_{10} are derived from Arrott-plot. T_0 and T_A are calculated according to SCR theory. The T_0^* , T_A^* are the best fits to the initial magnetic susceptibility data on Takahashi's theory. The estimated errors are shown in the brackets

sample (A)	T_C (K)	T_0 (10^2 K)	T_A (10^3 K)	\bar{F}_{10} (10^4 K)	\bar{F}_{10}^* (10^4 K)	T_0^* (10^2 K)	T_A^* (10^3 K)
K	74	2.82	1.83	3.15(0.01)	2.75(0.1)	3.06(0.1)	1.78(0.1)
Rb	76	2.93	2.22	4.49(0.02)	4.10(0.1)	4.23(0.1)	2.55(0.1)
Cs	62	3.48	2.58	5.10(0.02)	4.00(0.2)	4.02(0.1)	2.46(0.1)

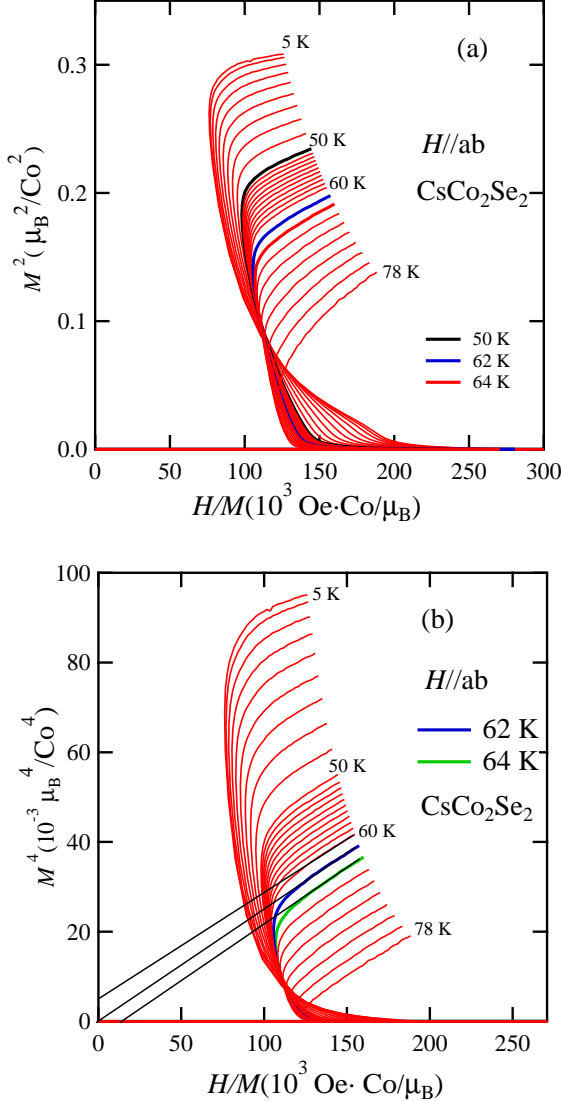


FIG. 6: (Color online) (a) M^2 verse H/M and (b) M^4 verse H/M at various temperatures for $A = \text{Cs}$ sample for $H//\text{ab}$ -plane. The steps of the selected temperature are 1 K, 2 K or 5 K in the figure.

one can obtained P_{eff}/P_s and T_C/T_0 . These values satisfy the so-called generalized Rhodes-Wohlfarth relation $P_{eff}/P_s = 1.4(T_C/T_0)^{-2/3}$ and Deguchi-Takahashi plot quite well as shown in Fig.7.^{21,27}

Furthermore, another important spin-fluctuation parameter \bar{F}_{10} also can be derived from Arrott-plot which is the coefficient of M^4 term of the Landau expansion of free energy and usually expressed in Kelvin unit as

$$\bar{F}_{10} = N_A^3 (2\mu_B)^4 / \xi k_B \quad (3)$$

where N_A and k_B are Avogadro's number and Boltzmann constant, respectively, and ξ is the slope of Arrott plot at T_C . Therefore, \bar{F}_{10} can be determined uniquely from the slope of the Arrott-plot (M^2 vs H/M) don't have a perfect linearity, it is reasonable to estimate the gradient at the temperatures of T_C in a narrower high magnetic field region. We estimated \bar{F}_{10} from a high field region of M^2 vs H/M curve at T_C . In Takahashi's theory, $\bar{F}_{10} = \frac{4T_A^2}{15T_0}$, and hence gives the relations below:

$$\left(\frac{T_C}{T_0}\right)^{5/6} = \frac{\sqrt{30C_z}M_0(0)^2}{40C_{4/3}} \left(\frac{\bar{F}_{10}}{T_C}\right)^{1/2}, \quad (4)$$

$$\left(\frac{T_C}{T_A}\right)^{5/3} = \frac{M_0(0)^2}{20C_{4/3}} \left(\frac{2T_C}{15C_z\bar{F}_{10}}\right)^{1/3}. \quad (5)$$

where the values of the integral constants $C_{4/3}$ and C_z are 1.006 and 0.50, respectively and $M_0(0)$ the spontaneous magnetic moment at ground state. The detailed spin fluctuation parameters are listed in Table II.

Using the spin fluctuation and thermal dynamic parameters, one can calculated the $1/\chi_{00}$ in a paramagnetic state by the SCR theory as

$$y \approx \bar{f}_1 \left(-1 + \frac{1+vy}{c} \int_0^{1/\eta} dz z^3 [\ln u - \frac{1}{2u} - \Psi(u)]\right), \quad (6)$$

with $y^{-1} = 4\eta^2 T_A \chi / 3$, $u = z(y + z^2/t)$, $\eta = (T_C/T_0)^{1/3}$, $\bar{f}_1 = F_{10} P_s^2 / 8 T_A \eta^2$, $v = \eta^2 T_A / U$, $c = 0.3353$, where $\Psi(u)$ is the digamma function, $t = T/T_C$ and U the intra-atomic exchange energy. Therefore the calculated temperature dependence of the inverse magnetic susceptibilities for samples of $A = \text{K, Rb and Cs}$ by using the

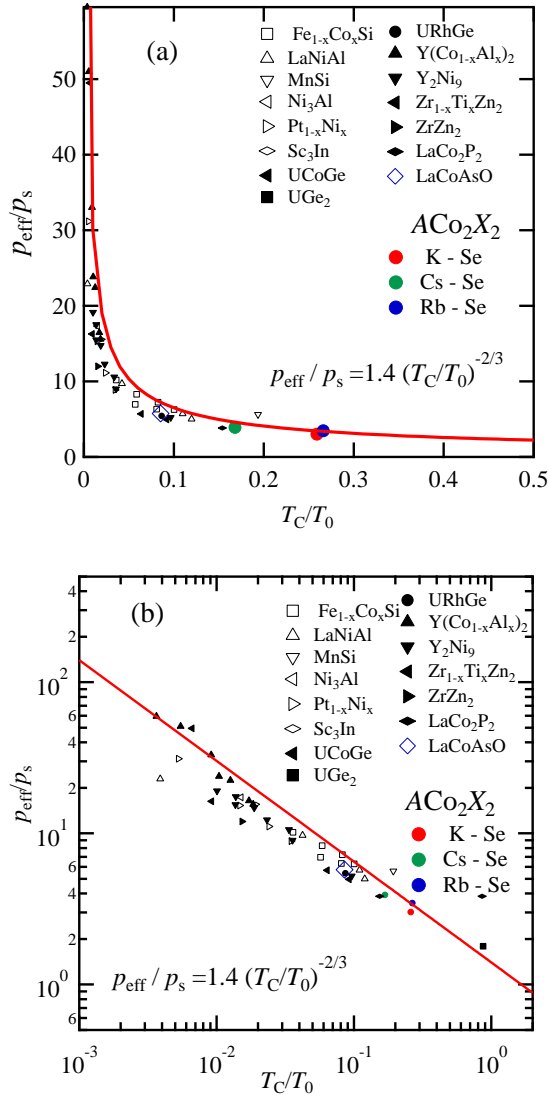


FIG. 7: (Color online) (a): Generalized Rhodes-wohlfarth plot. ACo_2Se_2 are plotted as closed circles. (b): Deguchi-Takahashi plot. The other data are reproduced from Ref^{20,25,30-39} and references therein Ref (25).

parameters T_0 , T_A , \bar{F}_{10} and M_0 obtained from the experiment on Eq.(6) are shown in solid lines in Fig.8. The solid lines show clear deviations at high temperatures but agree well with the experimental data at low temperatures. If we allow the parameters T_0 , T_A and \bar{F}_{10} to be changeable we can obtain the best fits to each sample as shown by dashed lines in the insets of Fig. 8. As a result, the parameters of T_0^* , T_A^* and \bar{F}_{10}^* are a little larger than the values obtained from the Arrott-plots, however, in the same order of magnitude. In SCR and Takahashi's theory, the squared spontaneous moment M_0^2 and the initial susceptibility χ_{00}^{-1} have relation of $T^{4/3}$ near the T_C as shown in the insets of Fig. 8. Very near T_C , the coefficients of $T^{4/3}$ is given as $a_c = 1.27$.²⁸ We obtained the

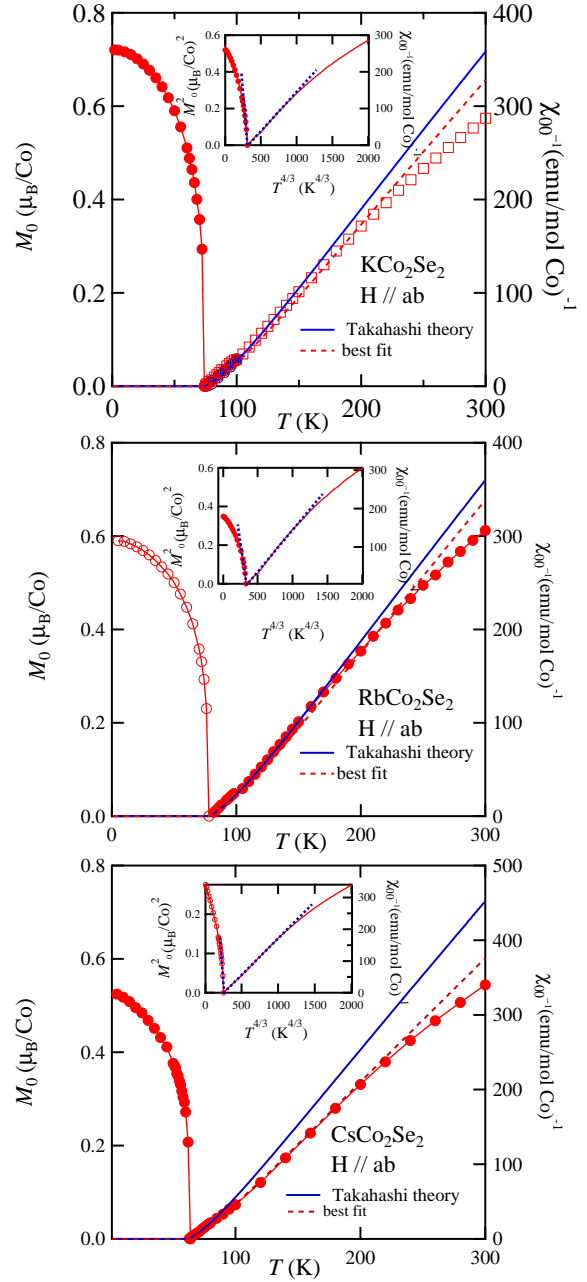


FIG. 8: (Color online) Temperature dependence of spontaneous magnetization (M_0 Vs T) in ACo_2Se_2 ($A = \text{K, Rb and Cs}$) and the initial susceptibilities for $H // ab$ -plane. Insets: M_0^2 and χ_{00}^{-1} against $T^{4/3}$.

coefficients of $T^{4/3}$ for $A = \text{K, Rb and Cs}$ are 1.27, 1.31 and 1.03, respectively by fitting the data near T_C . The results satisfied the theory very well except for the Cs case which is possible due to its very narrow $T^{4/3}$ temperature region. In Takahashi's theory, T^2 -dependence of the squared spontaneous moment at low temperatures is described in terms of T_A by neglecting the spin-wave con-

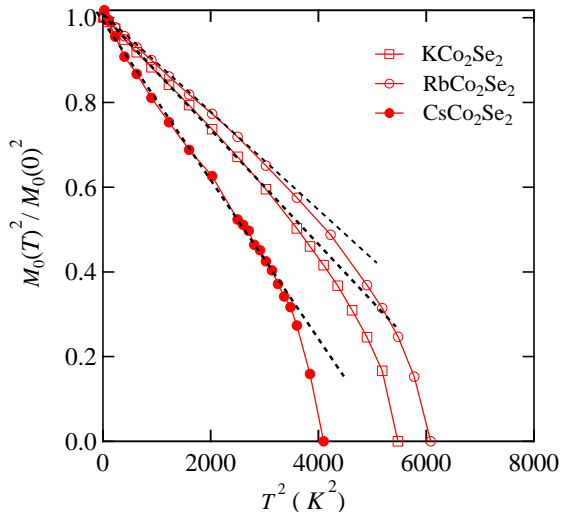


FIG. 9: (Color online) Temperature dependence of spontaneous magnetization in single crystals ACo_2Se_2 ($A = K, Rb$ and Cs). The dashed lines are the best fits to the data at low temperatures.

tribution at low temperatures and obeys the formula:²⁹

$$\left[\frac{M_0(0, T)}{M_0(0)}\right]^2 = 1 - \frac{50.4}{M_0(0)^4} \left(\frac{T}{T_A}\right)^2. \quad (7)$$

A good linearity is shown in curves of $\left[\frac{M_0(T)}{M_0(0)}\right]^2$ against T^2 at low temperatures as displayed in Fig.9. As results, the fitting by using formula (7) gives the values of T_A are 1193, 1900 and 1828 K for samples of $A = K, Rb$ and Cs , respectively. These values are very close to those derived from \bar{F}_{10} . The parameters of T_0 and T_A derived from the Arrott-plots or the initial magnetic susceptibility calculated on the SCR and Takahashi's theory are comparable with each other. Similar results were reported in $LaCoAsO$ system.²⁵ It strongly indicates that the ferromagnetic spin fluctuations in Co analogues related to the new discovered Fe-based superconductors can be understood within the frameworks of SCR and Takahashi's theory. The study of spin fluctuations in ACo_2Se_2 ($A = K, Rb$ and Cs) could give more information to shed light on the nature of superconductivity on Fe-based super-

conductors.

IV. CONCLUSION

In summary, we investigated the temperature dependence of magnetic susceptibility and isothermal magnetization for the single crystals ACo_2Se_2 ($A = K, Rb$ and Cs), which were grown by self-flux method. A ferromagnetic transition occurs at ≈ 74 K and 76 K for $A = K$ and Rb . A metamagnetism-like occurs at about 3.5 T for $H//c$ -axis in $CsCo_2Se_2$ below 62 K, and a cusp-like occurs at ≈ 80 K in susceptibility. The magnetic susceptibility obeys the modified Curie-Weiss law in the paramagnetic state quite well. The Arrott-plots show linear behavior at low temperatures and nonlinear behavior in high temperatures. A good linear relation is realized in the curves of M^4 vs H/M in a quite broaden temperature region, which is supported by a large η in Takahashi's theory. The estimated spontaneous magnetic moments at zero temperature are $0.72, 0.58$ and $0.52\mu_B$ for $A = K, Rb$ and Cs (in high magnetic state), respectively. The according generalized Rhodes-Wohlfarth ratio are 3.07, 3.46 and 3.92, indicating a moderate itinerant ferromagnetism in this system. The spin fluctuation in this system can be understood in the frameworks of SCR and Takahashi's theory of spin fluctuations.

ACKNOWLEDGEMENTS

This research is supported by the National Basic Research Program of China (973 Program) under grant No. 2011CBA00103, 2012CB821404 and 2009CB929104, the Nature Science Foundation of China (Grant No.10974175, 10934005 and 11204059) and Zhejiang Provincial Natural Science Foundation of China (Grant No. LQ12A04007), and the Fundamental Research Funds for the Central Universities of China (No. 2013FZA3003), and supported by Grant-in-Aid for the Global COE Program "International Center for Integrated Research and Advanced Education in Materials Science" and by Grants-in-Aid for Scientific Research (19350030, 22350029) from the Japan Society for Promotion of Science.

* Electronic address: yang.jinhu@163.com

† Electronic address: kyhv@kuchem.kyoto-u.ac.jp

‡ Electronic address: mhfang@zju.edu.cn

¹ M. Rotter, M. Tegel, D. Johrendt, I. Schellenberg, W. Hermes, and R. Pottgen, Phys. Rev. B **78**,020503(R) (2008). J.-Q. Yan, A. Kreyssig, S. Nandi, N. Ni, S. L. Bud'ko, A. Kracher, R. J. McQueeney, R. W. McCallum, T. A. Lograsso, A. I. Goldman, and P. C. Canfield, Phys. Rev. B **78**, 024516 (2008). Z. Ren, Z. Zhu, S. Jiang, X. Xu, Q. Tao,

C. Wang, C. Feng, G. Cao, and Z. Xu, Phys. Rev. B **78**, 052501 (2008).

² A. S. Sefat, R. Jin, M. A. McGuire, B. C. Sales, D. J. Singh, and D. Mandrus, Phys. Rev. Lett. **101**, 117004 (2008). A. Leithe-Jasper, W. Schnelle, C. Geibel, and H. Rosner, Phys. Rev. Lett. **101**, 207004 (2008). L. J. Li, Q. B. Wang, Y. K. Luo, H. Chen, Q. Tao, Y. K. Li, X. Lin, M. He, Z. W. Zhu, G. H. Cao, and Z. A. Xu, New J. Phys. **11**, 025008 (2009).

- ³ F. Steglich, J. Aarts, C. D. Bredl, W. Lieke, D. Meschede, and W. Franz, and H. Schafer, Phys. Rev. Lett. **43**, 1892 (1979).
- ⁴ J. K. Dong, S. Y. Zhou, T. Y. Guan, H. Zhang, Y. F. Dai, X. Qiu, X. F. Wang, Y. He, X. H. Chen, and S. Y. Li, Phys. Rev. Lett. **104**, 087005 (2010).
- ⁵ S. Graser, A. F. Kemper, T. A. Maier, H. P. Cheng, P. J. Hirschfeld, and D. J. Scalapino, Phys. Rev. B **81**, 214503 (2010).
- ⁶ M. Sutherland, D. J. Hills, B. S. Tan, M. M. Altarawneh, N. Harrison, J. Gillett, E. C. T. O'Farrell, T. M. Benseman, I. Kokanovic, P. Syers, J. R. Cooper, and S. E. Sebastian, Phys. Rev. B **84**, 180506 (2011).
- ⁷ Ming-Hu Fang, Hang-Dong wang, Chi-Heng Dong, Zu-Juan Li, Chun-Mu Feng, Jian Chen, and H. Q. Yuan, EPL **94**, 27009 (2011).
- ⁸ F. Ronning, N. kurita, E. D. Bauer, B. L. Scott, T. Park, T. Klimczuk, R. Movshovich, and D. J. Thompson, J. Phys.:Condens. Matter **20**, 342203 (2008).
- ⁹ E. D. Bauer, F. Ronning, B. L. Scott, and J. D. Thompson, Phys. Rev. B **78**, 172504 (2008).
- ¹⁰ J. R. Neilson, A. Llobet, A. V. Stier, L. Wu, J. Wen, J. Tao, Y. Zhu, Z. B. Tesanovic, N. P. Armitage, and T. M. McQueen, Phys. Rev. B **86**, 054512 (2012).
- ¹¹ G. Huan, M. Greenblatt, J. Less-Common Met. **156**, 247 (1989), G. Huan, M. Greenblatt and K. V. Ramanujachary, Solid State Commun. **71**, 221 (1989).
- ¹² A. S. Sefat, D. J. Singh, R. Jin, M. A. McGuire, B. C. Sales, and D. Mandrus, Phys. Rev. B **79**, 024512 (2009).
- ¹³ G. Huan, M. Greenblatt and M. Croft, Eur. J. Solid state Inorg. Chem. **26**, 193 (1989).
- ¹⁴ G. Huan, M. Greenblatt, and M. Croft, Eur. J. Solid State Inorg. Chem. **26**, 193 (1989).
- ¹⁵ A. R. Newmark, G. Huan, M. Greenblatt, M. Croft, Solid State Commun. **71**,1025 (1989).
- ¹⁶ M. Oledzka, J.-G. Lee, K. V. Ramanujachary, and M. Greenblatt, J. Solid Stata Chem. **127**, 151 (1996).
- ¹⁷ R. Berger, M. Fritzsche, A. Broddefalk, P. Nordblad, B. Malaman, J. Alloys compd. **343**, 186 (2002)
- ¹⁸ R. Lizarraga, S. Ronneteg, R. Berger, A. Bergman, O. Eriksson, L. Nordstrom, Phys. Rev. B **70**, 024407 (2004).
- ¹⁹ Sabina Ronneteg, Solveig Felton, Rolf Berger, Per Nordblad, J. Magn. Magn. Mater. **299**, 53 (2006).
- ²⁰ T. Moriya, *Spin Fluctuations in Itinerant Electron Magnetism* (Springer-Verlag, New York, 1985).
- ²¹ T. Takahashi, J. Phys. Soc. Jpn. **55**, 3553 (1986).
- ²² Jinhu Yang, Bin Chen, Hiroto Ohta, Chishiro Michioka, Kazuyoshi Yoshimura, Hangdong Wang, and Minghu Fang, Phys. Rev. B **83**, 134433 (2011).
- ²³ B. T. Matthias, A. M. Clogston, H. J. Williams, E. Corenzwit, and R. C. Sherwood, Phys. Rev. Lett.**7**, 7(1961).
- ²⁴ D. Bloch, J. Voiron, V. Jaccarino, and J. H. Wernick, Phys. Lett. **51A**, 259 (1975).
- ²⁵ H. Ohta, and K. Yoshimura, Phys. Rev. B **79**, 184407 (2009).
- ²⁶ in private communication.
- ²⁷ E. P. Wohlfarth, J. Magn. Magn. Mater. **7**, 113 (1978).
- ²⁸ Y. Takahashi, J. Phys.: Condens. Matter **13**, 6323 (2001).
- ²⁹ T. Kanomata, T. Igarashi, H. Nishihara, K. Koyama, K. Watanabe, K.-U. Neumann, and K. R. A. Ziebeck, Mater.Trans. **47**, 496 (2006), and reference therein.
- ³⁰ D. Bloch, J. Voiron, V. Jaccarino and J.H. Wernick, Phys. Lett. A, **51**, 259 (1975).
- ³¹ F. R. Deboer, C. J. Schinkel, J. Biesterbos and S. Proost, J. Appl. Phys. **40**, 1049 (1969).
- ³² J. Takeuchi and Y. Masuda, J. Phys. Soc. Jpn. **46**, 468 (1979).
- ³³ S. Ogawa, J. Phys. Soc. Jpn. **40**, 1007 (1976).
- ³⁴ S. Ogawa, J. Phys. Soc. Jpn. **25**, 109 (1968).
- ³⁵ K. Shimizu, H. Maruyama, H. Yamazaki and H. Watanabe, J. Phys. Soc. Jpn. **59**, 305 (1990).
- ³⁶ J. Beille, D. Bloch and M. J. Besnus, J. Phys. F: Met. Phys. **4** 1275 (1974).
- ³⁷ R. Nakabayashi, Y. Tazuke and S. Murayama, J. Phys. Soc. Jpn. **61**, 774 (1992).
- ³⁸ K.Yoshimura, M. Takigawa, Y. Takahashi, H. Yasuoka, and Y. Nakamura, J. Phys. Soc. Jpn. **56**, 1138 (1987).
- ³⁹ A. Fujita, K. Fukamichi, H. Aruga-Katori and T. Goto, J. Phys.: Condens. Matter **7**, 401 (1995).