

The Dark Energy Cosmic Clock: A New Way to Parametrise the Equation of State

Ewan R. M. Tarrant,^{1,*} Edmund J. Copeland,^{1,†} Antonio Padilla,[‡] and Constantinos Skordis[§]

¹*School of Physics and Astronomy, University of Nottingham, University Park, Nottingham, NG7 2RD, UK*

(Dated: May 15, 2022)

We propose a completely new parametrisation of the dark energy equation of state, which uses the dark energy density, Ω_e as a cosmic clock. We expand the equation of state in a series of orthogonal polynomials, with Ω_e as the expansion parameter and determine the expansion coefficients by fitting to SNIa and $H(z)$ data. Assuming that Ω_e is a monotonic function of time, we show that our parametrisation performs better than the popular Chevallier–Polarski–Linder (CPL) and Gerke and Efstathiou (GE) parametrisations, and we demonstrate that it is robust to the choice of prior. Expanding in orthogonal polynomials allows us to relate models of dark energy directly to our parametrisation, which we illustrate by placing constraints on the expansion coefficients extracted from two popular quintessence models. Finally, we comment on how this parametrisation could be modified to accommodate high redshift data, where any non-monotonicity of Ω_e would need to be accounted for.

I. INTRODUCTION

During the last decade a vast amount of cosmological data has been collected, which indicate that a mysterious form of dark energy is driving an accelerated expansion of the universe [1–4]. The simplest explanation for dark energy is Einstein’s cosmological constant, Λ , which has a constant equation of state $w_e = P_e/\rho_e = -1$. However, Λ suffers from several short-comings, including the fine-tuning and coincidence problems (see e.g. [5] for a review).

These thorny issues surrounding the cosmological constant have prompted investigation into alternative models such as quintessence [6–8], Chaplygin gas [9], modified gravity [10], holographic dark energy [11], and many others, all which promote Λ to a dynamical degree of freedom with a time-varying effective equation of state. For a review of models of dynamical dark energy see [12]. Instead of appealing to a fundamental theory to describe $w_e(t)$, we can attempt to reconstruct its properties in a model independent way by proposing a functional form for $w_e(t)$ and fit this directly to observation. Constraints may be placed on the dark energy equation of state once a parametrisation has been adopted. For example, by assuming a constant equation of state, $w_e = w$, the authors of [13] report $w = -1.008 \pm 0.085$ at 68% CL, consistent with the Λ CDM concordance cosmology. Very recently, via a principle components approach, the authors of [14] find that Baryon Acoustic Oscillation (BAO) data suggest deviations $w(z) < -1$ above one standard deviation at redshifts $z \sim 0.25$.

To the best of our knowledge, all of the $w_e(t)$ parametrisations that have been proposed in the literature to date, use redshift z (or equivalently scale factor a) as the ‘time’ variable, i.e., $w_e(t) = f(z)$. For example,

the Chevallier–Polarski–Linder (CPL) parametrization, first discussed in [15] and reintroduced in [16] uses a polynomial fitting function in redshift space, whilst in [17] a logarithmic expansion in z was proposed. Motivated by the dynamics of quintessence models, Ref. [18] introduced a parametrisation dependent on five parameters which is able to reproduce the time evolution of w_e across a wide range of redshifts for a variety of different quintessence models. Other studies have analysed our ability to reconstruct the quintessence potential $V(\phi)$ [19–21].

In this paper, we introduce a completely new parametrisation of $w_e(t)$, which uses the dimensionless dark energy density fraction $\Omega_e(t) \equiv \rho_e(t)/3H(t)^2$ as a cosmic clock. The idea is to expand $w_e(\Omega_e)$ in orthogonal polynomials, with Ω_e as the expansion parameter:

$$w_e(\Omega_e) = \sum_n w_n P_n(\Omega_e). \quad (1)$$

This is in similar spirit to [22] where the authors were interested in parametrising the evolution of small scale density perturbations. Such an expansion has several advantages. Perhaps most importantly, Ω_e is a physical quantity, directly related to the properties of dark energy. Furthermore, assuming $0 < \Omega_e < 1$, it makes for an ideal expansion parameter since Ω_e is a naturally small number. Expanding w_e in terms of orthogonal polynomials has been carried out before, see for example [23], but with redshift as the expansion parameter.

So long as $\Omega_e(t)$ remains a monotonic function over the epoch of interest it may be used as a perfectly good cosmic clock. As noted in [24] it is natural to consider that Ω_e increases monotonically through most of cosmic history, an assumption that is well motivated by various astrophysical constraints:

- *Big Bang Nucleosynthesis (BBN):* $\Omega_e \lesssim 0.045$ at $z \sim 10^{10}$ [25],
- *Galaxy formation epoch:* $\Omega_e \lesssim 0.5$ at $z \sim 2 - 4$,
- *Present day:* $\Omega_e \sim 0.68$ with $w_e \sim -1$ at $z = 0$ [26].

* ppaxet@nottingham.ac.uk

† ed.copeland@nottingham.ac.uk

‡ antonio.padilla@nottingham.ac.uk

§ skordis@nottingham.ac.uk

This monotonicity was recognised in [27] and [28], where the authors proposed a dark energy parametrisation in terms of three parameters: the dark energy equation of state today w_0 , the amount of dark energy today Ω_d^0 , and the amount of dark energy at early times Ω_d^e to which it asymptotes at high redshift. Our parametrisation is similar to this in the sense that it directly relates $w_e(t)$ to $\Omega_e(t)$, however our parametrisation does not rely on scale factor/redshift time, unlike Refs. [27, 28].

We also know that the transition from matter to dark energy domination (and hence the start of cosmic acceleration), occurred at low redshift $z \approx 1-2$. This is a region that surveys such as the Dark Energy Survey (DES) will be sensitive to, and will depend crucially on Ω_e where the transition occurs. Our parametrisation is ideally suited to such a case since we are expanding in a small parameter around the time of transition. We can in principle use our parametrisation to reconstruct the equation of state around that region and in doing so provide another handle on understanding the nature of dynamical dark energy.

II. THE DARK ENERGY COSMIC CLOCK

Assuming a spatially flat Friedman–Robertson–Walker (FRW) metric, the background equations for any theory of gravity can be recast in the usual form as used in GR. The Friedman equation reads

$$H^2(t) \equiv \left(\frac{\dot{a}}{a}\right)^2 = \frac{1}{3} \left(\rho_e + \sum_i \rho_i \right), \quad (2)$$

where a and H are the scale factor and Hubble function respectively, ρ_e is the dark energy density (which may in general be a function of additional degrees of freedom), and ρ_i are the energy densities of the other possible components, including matter ρ_m and radiation ρ_γ . An overdot denotes differentiation with respect to cosmic time t , and we use natural units throughout, with $8\pi G = m_{\text{pl}}^{-2} = 1$. Regardless of the theory of gravity, one may always treat dark energy as a standard fluid with a time-varying equation of state $w_e(t) = P_e(t)/\rho_e(t)$, subject to energy conservation $\dot{\rho}_e + 3H(1+w_e)\rho_e = 0$. Once the theory of gravity and the other components ρ_i are specified, w_e may be subject to additional equations describing its time evolution.

The energy conservation equation for ρ_e can be easily rewritten as

$$\dot{\Omega}_e = -3H\Omega_e \left[w_e(1 - \Omega_e) - \sum_i w_i \Omega_i \right], \quad (3)$$

where the sum is taken over all other cosmic components i . In a universe containing dark energy, pressureless matter ($w_m = 0$), and radiation ($w_\gamma = \frac{1}{3}$), we have $\Omega_e + \Omega_m + \Omega_\gamma = 1$, and there are turning points in Ω_e whenever $w_e(1 - \Omega_e) = \frac{1}{3}\Omega_\gamma$ (assuming that $H > 0$ at

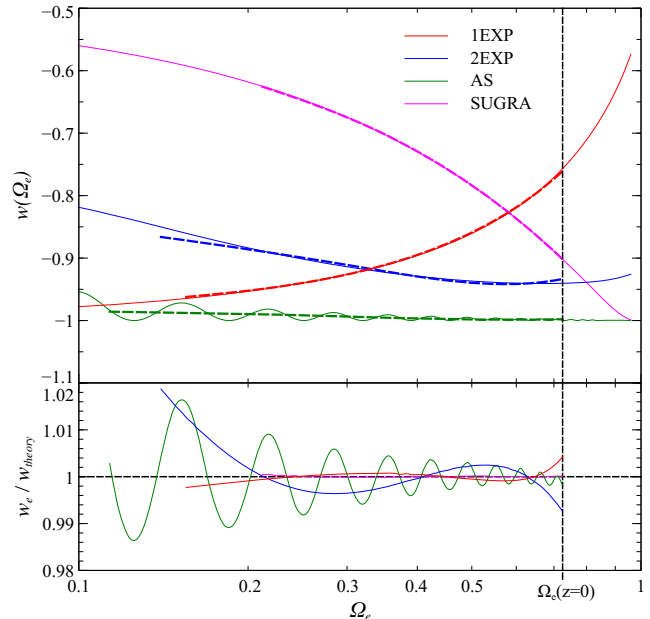


FIG. 1. The exact equation of state for four quintessence models, $w_{\text{theory}}(\Omega_e) = P_e/\rho_e$, (solid lines) and the corresponding reconstructed equation of state, (dashed lines) obtained by building an interpolating polynomial $w_e(\Omega_e) = \sum_n \tilde{w}_n \tilde{U}_n(\Omega_e)$ over the interval $\Omega_e = [\Omega_e(z = 1.75), \Omega_0]$, keeping the first three terms in the expansion. Time advances from left to right, and the vertical dashed line denotes Ω_0 , the value of Ω_e at $z = 0$.

all times). Hence, monotonicity of Ω_e is broken during the radiation dominated era whenever $w_e = \frac{1}{3}$ and in the matter era whenever $w_e = 0$. At these points, the dark energy clock would ‘stop ticking’, and our expansion Eq. (1) would break down.

Many scalar field dark energy (quintessence) models possess scaling solutions on which the scalar field energy density tracks that of the dominant background fluid, Ω_i . For example, in the case of a single exponential scalar field potential, $V(\phi) = V_0 e^{-\lambda\phi}$, scaling solutions exist whenever $\lambda^2 > 3(w_i + 1)$. On these solutions the scalar field dark energy equation of state mimics the evolution of the dominant background fluid, $w_e = w_i$ [29, 30]. This is an explicit example of where we can expect the dark energy clock to break down.

In this paper, we use our dark energy clock parametrisation to fit to low redshift background expansion data only, and so we neglect radiation. The only fixed point of Eq. (3) that concerns us then is the matter era $w_e = 0$ solution. Hence, for a given set of expansion coefficients w_n , Ω_e will possess turning points whenever $\sum_n w_n P_n(\Omega_e) = 0$. We will return to this important point in the next section. Our choice of P_n is the Chebyshev polynomials of the second kind. By defining a suitable inner product we may choose the interval, $\Omega_e = [\Omega_e^{\text{min}}, \Omega_e^{\text{max}}]$, over which the polynomials are orthogonal. We denote these *shifted*

Chebyshev polynomials of the second kind by $\tilde{U}_n(\Omega_e)$, and write

$$w_e(\Omega_e) = \sum_n \tilde{w}_n \tilde{U}_n(\Omega_e). \quad (4)$$

The n zeros (nodes) of the \tilde{U}_n are useful for interpolation because the resulting interpolation polynomial minimizes

$$\tilde{w}_n = \frac{8}{\pi(\Omega_e^{\max} - \Omega_e^{\min})^2} \int_{\Omega_e^{\min}}^{\Omega_e^{\max}} w(\Omega_e) \tilde{U}_n(\Omega_e) \sqrt{(\Omega_e - \Omega_e^{\min})(\Omega_e^{\max} - \Omega_e)} d\Omega_e. \quad (5)$$

Hence, any dark energy model which predicts a monotonic equation of state $w_{\text{theory}}(\Omega_e)$, can be directly related to our parametrisation. In Fig. 1 we show the equation of state, $w_{\text{theory}}(\Omega_e)$, for four different quintessence potentials $V(\phi)$:

$$\begin{aligned} \text{1EXP} & V_0 e^{\lambda\phi} \quad [29, 30], \\ \text{2EXP} & V_0 [e^{\lambda_1\phi} + e^{\lambda_2\phi}] \quad [31], \\ \text{AS} & V_0 [\lambda_1 + (\lambda_2 - \phi)^2] e^{-\lambda_3\phi} \quad [32, 33], \\ \text{SUGRA} & V_0^{4+\lambda} / \phi^\lambda e^{\phi^2/2} \quad [34]. \end{aligned}$$

In the same figure, we also plot $w_e(\Omega_e)$, the ‘reconstructed’ equation of state built from shifted Chebyshev polynomials orthogonal on the interval $\Omega_e = [\Omega_e(z = 1.75), \Omega_0]$, where we keep the first three terms in the expansion, and $\Omega_0 = \Omega_e(z = 0)$. The height of the potential (set by V_0) is adjusted to give $\Omega_e = 0.72$ for each model. Since the dynamics of the scalar field is different for each model, the evolution of the dark energy density is also different, and so the lower limit $\Omega_e(z = 1.75)$, will in general be different from model to model.¹

As can be seen from the figure, our expansion does well in capturing the evolution of w_e . The rapid oscillations seen for the AS model are induced by the late time oscillations of the field about its minimum. Our parametrisation is unable to resolve the individual oscillations (to do so would require retaining a large number of terms in the expansion), but it does capture the average behaviour rather well. Furthermore, for all four models, the series rapidly converges. For example for the 1EXP model we find: $\tilde{w}_0 = -0.876$, $\tilde{w}_1 = 0.050$, $\tilde{w}_2 = 0.005$. In general of course, the rate of convergence will depend upon the behaviour of the function $w_e(\Omega_e)$ that we are trying to reconstruct. If, as various astrophysical constraints suggest, Ω_e becomes less important at high redshift, our expansion should in

Runge’s phenomenon (the problem of oscillation of the interpolating polynomial near to the edges of the interval). The properties of the \tilde{U}_n and how they are related to the standard Chebyshev polynomials of the second kind U_n , are given in Appendix A.

From the \tilde{U}_n orthogonality condition, Eq. (A4), we can extract the expansion coefficients \tilde{w}_n , given any smoothly varying monotonic $w(\Omega_e)$:

principle always converge, as higher order terms Ω_e^n for large n will become negligible.

Having motivated our w_e parametrisation, we now turn our attention to assessing its performance by fitting to background expansion data. To aid this analysis we first present analytic solutions to the background equations of motion for dark energy which are valid up to second order in the expansion of $w_e(\Omega_e)$.

Scale factor, $a(\Omega_e)$: We begin with our equation of state parametrisation in terms of Chebyshev polynomials, Eq. (4), which may be rewritten at second order as:

$$w_e(\Omega_e) = w_0 + w_1\Omega_e + w_2\Omega_e^2. \quad (6)$$

The coefficients, w_0 , w_1 and w_2 are combinations of the \tilde{w}_n and are given in Appendix A. Neglecting radiation, Eq. (3) may be rearranged to give:

$$-3 \int_{a_0}^a \frac{da}{a} = \int_{\Omega_0}^{\Omega_e} \frac{d\Omega_e}{\Omega_e(1 - \Omega_e)(w_0 + w_1\Omega_e + w_2\Omega_e^2)}, \quad (7)$$

where the lower limits of the integrals (subscript 0) denote the value today, and we have written $\Omega_e(z = 0) = \Omega_0$. We remind the reader that w_0 is not the value of w_e today, but is the zeroth order expansion parameter. The LHS of Eq. (7) is trivial, and the RHS may be expanded using partial fractions and the resulting terms integrated separately. We find:

$$a^{-3}(\Omega_e) = \left(\frac{\Omega_e}{\Omega_0}\right)^{\alpha-1} \left(\frac{1 - \Omega_e}{1 - \Omega_0}\right)^{\beta+1} \left(\frac{w_e(\Omega_e)}{w(\Omega_0)}\right)^\gamma e^{F(\Omega_e)}, \quad (8)$$

where we have set $a_0 = 1$. The powers α , β and γ are combinations of the w_n , and correspond to coefficients of the partial fraction expansion of Eq. (7). As a result, if any one or more of the $w_e(\Omega_e)$ expansion coefficients w_0 , w_1 or w_2 in Eq. (7) is exactly zero, then the powers α , β and γ and the function $F(\Omega_e)$ will change. In the case

¹ A cosmological constant ($w_e = -1$), maximally decreases $\Omega_e(z)$ with increasing redshift relative to the non-phantom quintessence models considered here. For Λ CDM, with $\Omega_\Lambda(z = 0) = 0.7$, we have $\Omega_\Lambda = 0.1$ at $z \simeq 1.75$.

where none of the w_n are zero:

$$\begin{aligned}\alpha &= \frac{1+w_0}{w_0}, \quad \beta = -\frac{1+w_T}{w_T}, \\ \gamma &= -\frac{1}{2w_0} \frac{w_1+w_2}{w_T}, \quad w_T = w_0 + w_1 + w_2,\end{aligned}\quad (9)$$

and

$$\begin{aligned}F(\Omega_e) &= \frac{1}{w_0 w_T q} [w_1(w_1 + w_2) - 2w_0 w_2] \\ &\quad \times \arctan \left[\frac{2w_2 q (\Omega_0 - \Omega_e)}{(2w_2 \Omega_0 + w_1)(2w_2 \Omega_e + w_1) + q^2} \right],\end{aligned}\quad (10)$$

where $q = \sqrt{4w_0 w_2 - w_1^2}$. The solutions corresponding to the six different cases of zero w_0 , w_1 or w_2 are listed in Table IV of Appendix B. Notice that the solution (8) breaks down at $\Omega_e = 0$, $\Omega_e = 1$ and $w_e(\Omega_e) = w_0 + w_1 \Omega_e + w_2 \Omega_e^2 = 0$. These are fixed points of Eq. (3), and reflect the fact that at these points Ω_e cannot be used to measure time.

Dark energy density $\rho_e(\Omega_e)$: The perfect fluid equation of motion for dark energy reads:

$$\dot{\rho}_{de} = -3H [1 + w_e(\Omega_e)] \rho_e. \quad (11)$$

Using Eqs. (6) and (3) in the above equation and dropping radiation we have that:

$$\int_{\rho_0}^{\rho_e} \frac{d\rho_e}{\rho_e} = \int_{\Omega_0}^{\Omega_e} \frac{d\Omega_e}{\Omega_e(1-\Omega_e)} \left[1 + \frac{1}{(w_0 + w_1 \Omega_e + w_2 \Omega_e^2)} \right]. \quad (12)$$

The integrals are the same as those that were required for the $a(\Omega_e)$ solution, and we find:

$$\rho_e(\Omega_e) = \rho_0 \left(\frac{\Omega_e}{\Omega_0} \right)^\alpha \left(\frac{1-\Omega_e}{1-\Omega_0} \right)^\beta \left(\frac{w_e(\Omega_e)}{w_e(\Omega_0)} \right)^\gamma e^{F(\Omega_e)}. \quad (13)$$

Hubble rate, $H(\Omega_e)$: The Hubble rate is simply

$$H(\Omega_e) = \sqrt{\frac{\rho_e(\Omega_e)}{3\Omega_e}}, \quad (14)$$

with $\rho_e(\Omega_e)$ given by equation Eq. (13)

Angular diameter distance, $d_A(\Omega_e)$: In a flat universe, the angular diameter distance to an object at redshift $z = (1/a - 1)$, is given by:

$$d_A(z) = (1+z)^{-1} \int_t^{t_0} \frac{dt}{a}. \quad (15)$$

Again neglecting radiation, we can use Eq. (3), to substitute for dt to give

$$\begin{aligned}d_A(\Omega_e) &= a(\Omega_e) G_0 \times \\ &\quad \int_{\Omega_0}^{\Omega_e} d\Omega_e \Omega_e^{\bar{\alpha}} (1-\Omega_e)^{\bar{\beta}} (w_0 + w_1 \Omega_e + w_2 \Omega_e^2)^{\bar{\gamma}} e^{\bar{F}},\end{aligned}\quad (16)$$

where $\bar{\alpha} = -\frac{1}{6}(\alpha+5)$, $\bar{\beta} = -\frac{1}{6}(\beta+4)$, $\bar{\gamma} = -\frac{1}{6}(\gamma+6)$ and $\bar{F} = -\frac{1}{6}F$. The constant $G_0 = \sqrt{\frac{1}{3\rho_0} \Omega_0^{\alpha_0} (1-\Omega_0)^{\beta_0} (w_0 + w_1 \Omega_0 + w_2 \Omega_0^2)^{\gamma_0}}$, where $\alpha_0 = \frac{1}{6}(\alpha+2)$, $\beta_0 = \frac{1}{6}(\beta-2)$, and $\gamma_0 = \frac{1}{6}\gamma$. This integral can be performed analytically if $w_2 = 0$:

$$\begin{aligned}d_A(\Omega_e) &= a(\Omega_e) G(\Omega_e) \times \\ &\quad F_1 \left(\bar{\alpha} + 1; -\bar{\beta}, -\bar{\gamma}; \bar{\alpha} + 2; \Omega_e, -\frac{w_1}{w_0} \Omega_e \right) + \text{const.}\end{aligned}\quad (17)$$

where $F_1(\dots)$ is the Appell hypergeometric function, and

$$G(\Omega_e) = \frac{G_0}{\bar{\alpha} + 1} \Omega_e^{\bar{\alpha}+1} w_0^{\bar{\gamma}}. \quad (18)$$

Up to a constant, this is the final result for the angular diameter distance to first order in the expansion of $w_e(\Omega_e)$.

III. CONSTRAINTS FROM OBSERVATIONAL DATA

In this section we present constraints on the parameters of our dark energy equation of state parametrisation Eq. (4), by performing a global Monte Carlo Markov Chain (MCMC) fit to data. We take the set of base parameters

$$\boldsymbol{\vartheta} = \{\Omega_m h^2, H_0, \tilde{w}_n\}, \quad (19)$$

and use a modified version of the `CosmoMC` code [35] to sample from the joint posterior distribution of these parameters,

$$\mathcal{P}(\boldsymbol{\vartheta}|\mathbf{x}) = \frac{\mathcal{L}(\mathbf{x}|\boldsymbol{\vartheta})\mathcal{P}(\boldsymbol{\vartheta})}{\int d\boldsymbol{\vartheta} \mathcal{L}(\mathbf{x}|\boldsymbol{\vartheta})\mathcal{P}(\boldsymbol{\vartheta})}, \quad (20)$$

where $\mathcal{L}(\mathbf{x}|\boldsymbol{\vartheta})$ is the likelihood of the data \mathbf{x} given the model parameters $\boldsymbol{\vartheta}$ and $\mathcal{P}(\boldsymbol{\vartheta})$ is the prior probability density. Other parameters, such as $\Omega_0 = \Omega_e(z=0)$ may be derived from this base set. We refer to a single realization of $\boldsymbol{\vartheta}$, as a *sample*.

The data we use are the compilation of differential-age measurements of the Hubble rate $H(z)$ [36], the latest and most precise (local) estimate of the Hubble constant H_0 [37], and the Union2 SNIa compilation [38]. These data span a redshift range $z = 0 - 1.75$.

Our parametrisation is only valid if Ω_e is a monotonic function over the redshift range of interest. Monotonicity of Ω_e is broken whenever $w_e(\Omega_e) = \sum_n \tilde{w}_n \tilde{U}_n(\Omega_e) = 0$. Since we know that $w_e(z=0)$ is well constrained to be negative by a variety of different observations [1–3, 39], we impose the hard prior $w_e(\Omega_e) < 0$ at *all* redshifts of interest, $z = 0 - 1.75$. This corresponds to $\dot{\Omega}_e > 0$. So, for a given sample $\boldsymbol{\vartheta}$, if any single data point within this

condition	monotonic interval
$w_2 > 0, \Omega_- < \Omega_0 < \Omega_+$	$[\max(\Omega_-, 0), \min(\Omega_+, 1)]$
$w_2 < 0, \Omega_+ < \Omega_0$	$[\max(\Omega_+, 0), 1]$
$w_2 < 0, \Omega_- > \Omega_0$	$[0, \min(\Omega_-, 1)]$
$w_2 = 0, w_1 > 0$	$[0, \min(\Omega_-, 1)]$
$w_2 = 0, w_1 < 0$	$[\max(\Omega_-, 0), 1]$

TABLE I. The intervals where $\dot{\Omega}_e > 0$ (if radiation can be neglected) for $w_e(\Omega_e) = w_0 + w_1\Omega_e + w_2\Omega_e^2$.

redshift range yields $w_e(\Omega_e) \geq 0$ then the entire sample is rejected and does not feature in the evaluation of the likelihood function. For monotonicity to be broken within the interval $z = 0 - 1.75$, a fairly rapidly varying equation of state would be required, which is disfavoured given existing constraints [14].

If we truncate the expansion of $w_e(\Omega_e)$ at second order, we can take advantage of our analytic solutions of Section II when numerically implementing this prior. Firstly, the roots of $w_e(\Omega_e) = w_0 + w_1\Omega_e + w_2\Omega_e^2$ are computed:

$$\Omega_{\pm} = \frac{-w_1 \pm \sqrt{w_1^2 - 4w_0w_2}}{2w_0}. \quad (21)$$

We remind the reader that the w_n are related to \tilde{w}_n through Eq. (A7). The prior on w_e today becomes $w_0 + w_1\Omega_0 + w_2\Omega_0^2 < 0$. If $w_1^2 > 4w_0w_2$, then depending on the values of w_0 , w_1 and w_2 , there are three regions of monotonic Ω_e that can be defined. These are summarised (along with the case of $w_2 = 0$) in Table I. Alternatively, if $w_1^2 < 4w_0w_2$ then there are no real roots, and $w_e(z = 0) < 0$ is sufficient to guarantee that Ω_e remains monotonic at all times.

We would like to convert the redshift z_i (or scale factor a_i) of each data point to a density Ω_{e_i} . Since Eq. (8) cannot be inverted analytically, this must be done numerically. We use a simple bisection method, where the boundaries of the search interval over Ω_e correspond to the limits of the monotonic region of Ω_e given in Table I. Since Ω_e is by definition monotonic in this region, there will only be one single root, Ω_e , to the equation $a(\Omega_{e_i}) - a_i = 0$. If the bisection fails to find a solution in this interval, then the solution does not exist in this interval, and must exist where $w_e \geq 0$. If this is the case, the sample is rejected, and does not feature in the evaluation of the likelihood function. Those samples which generate $w_e < 0$ for $z \leq 1.75$ but $w_e > 0$ for $z > 1.75$ are still accepted, since our demand is that Ω_e need only be monotonic over the region where our data lie, $z \leq 1.75$.

We emphasise that the mapping from a_i to Ω_{e_i} does not rely on having an analytic solution $a(\Omega_e)$. The background equations can be easily solved numerically, and so the mapping from a_i to Ω_{e_i} is trivial once the regions of monotonic Ω_e are known. Hence, in principle the $a_i \rightarrow \Omega_{e_i}$ mapping can be performed for an arbitrary number of terms in the Chebyshev expansion of w_e .

We have found the data we use is insufficient to place

constraints on w_2 , and so we set it to zero, and constrain only the first two terms in the expansion, and so specialise to the case:

$$\boldsymbol{\vartheta} = \{\Omega_m h^2, H_0, w_0, w_1\}. \quad (22)$$

Now we summarise the data that we use in our MCMC analysis.

HST H_0 prior: The current best (local) measurement of the Hubble constant comes from the observation of Type Ia supernovae (SNe Ia) via the Wide Field Camera 3 (WFC3) on the Hubble Space Telescope (HST). This estimate is $H_0 = (73.8 \pm 2.4) \text{ km s}^{-1} \text{ Mpc}^{-1}$ which includes systematic errors, corresponding to a 3.3% uncertainty [37]².

$H(z)$ from differential-age techniques: A weakness of supernova observations, BAO angular clustering, weak lensing, and cluster-based measurements is that they rely on an integral of the expansion history, rather than the expansion history itself. The differential-age technique circumvents this limitation by measuring the integrand dz/dt_e directly, or in other words, the *change* in the age of the universe as a function of redshift. This can be achieved by measuring the ages of passively evolving galaxies with respect to a fiducial model, and so does not rely on computing absolute ages. We use the compilation of eighteen measurements of Hubble rate $H_{\text{obs}}(z)$ that are quoted in [36], which span the redshift range $z = 0 - 1.75$. For each of the eighteen data points i , we convert from redshift z_i , to dark energy density Ω_{e_i} via the bisection algorithm discussed above, and fit our samples by minimising:

$$\chi_{H(z)}^2 = \sum_i \frac{[H(\Omega_{e_i}, \boldsymbol{\vartheta}) - H_{\text{obs}}(\Omega_{e_i})]^2}{2\sigma_i^2(\Omega_{e_i})}, \quad (23)$$

where σ_i are the measurement variances. We use Eq. (14) to compute $H(\Omega_{e_i}, \boldsymbol{\vartheta})$.

Union2 SNIa sample: We use the Union2 SNIa compilation released by the Supernova Cosmology Project (SCP) [38], which consists of 557 data points, spanning a redshift range $z = 0 - 1.4$. The statistical analysis of such SN samples rests on the definition of the distance modulus:

$$\mu(z_i) = 5 \log_{10}[(1 + z_i)^2 d_A(z_i, \boldsymbol{\vartheta})] + 25 + \mu_0, \quad (24)$$

where the angular diameter distance $d_A(z_i, \boldsymbol{\vartheta})$ was defined in Eq. (15). The nuisance parameter μ_0 , encodes

² This local measurement of H_0 is in tension with the recent Planck measurement [26], $H_0 = (67.3 \pm 1.2) \text{ km s}^{-1} \text{ Mpc}^{-1}$, from CMB data alone. For a discussion of the differences between these measurements see [26].

the value of H_0 , over which we analytically marginalise with a flat prior. This is the standard marginalisation procedure, see for example [35, 40], and is equivalent to marginalising over SNIa absolute magnitude. We convert from z_i to Ω_{e_i} , and minimise the following expression:

$$\chi_{\text{SNIa}}^2 = \mathbf{d}^T \mathbf{C}_{\text{SNIa}}^{-1} \mathbf{d} - \frac{\mathbf{d}^T (\mathbf{C}_{\text{SNIa}}^{-1})^2 \mathbf{d}}{\mathbf{C}_{\text{SNIa}}^{-1}}. \quad (25)$$

The column vector \mathbf{d} contains the theoretical minus observed distance moduli:

$$d_i = 5 \log_{10} [d_A(\Omega_{e_i}, \boldsymbol{\vartheta}) a^{-2}(\Omega_{e_i}, \boldsymbol{\vartheta})] + 25 - \mu_{\text{obs}}(\Omega_{e_i}), \quad (26)$$

whilst $\mathbf{C}_{\text{SNIa}} = C_{\text{SNIa}}(\Omega_{e_i}, \Omega_{e_j})$ is the covariance matrix. We use Eq. (8) to compute $a^{-2}(\Omega_{e_i}, \boldsymbol{\vartheta})$ and perform the integral for $d_A(\Omega_{e_i}, \boldsymbol{\vartheta})$ in Eq. (16) numerically (with $w_2 = 0$). The total χ^2 to be minimised is then

$$\chi^2 = \chi_{H_0}^2 + \chi_{H(z)}^2 + \chi_{\text{SNIa}}^2. \quad (27)$$

Taking the base set of parameters (22), we compare the performance of our $w_e(\Omega_e)$ parametrisation

$$w_e(\Omega_e) = w_0 + w_1 \Omega_e, \quad (28)$$

against two common parametrisations that may be found in the literature: the Chevallier–Polarski–Linder (CPL) parametrisation [15, 16], which is currently favoured by the WMAP team [2]:

$$w_e^{\text{CPL}}(z) = w_0^{\text{CPL}} + w_1^{\text{CPL}} \left[\frac{z}{1+z} \right], \quad (29)$$

and the parametrisation of Gerke and Efstathiou (GE) [17]:

$$w_e^{\text{GE}}(z) = w_0^{\text{GE}} + w_1^{\text{GE}} \left[\ln \left(\frac{1}{1+z} \right) \right]. \quad (30)$$

We begin by assuming flat priors on all base parameters, ensuring that they are wide enough such that they do not affect the posterior distributions of the parameters. We also impose the hard prior $w_e(z) < 0$ for $z \leq 1.75$ for the CPL and GE parametrisations in order to facilitate a fair comparison to our parametrisation which *requires* this prior in order to be valid. The maximum likelihood values of the base parameters and their $1 - \sigma$ deviations are summarised in the top third of Table II.

Since we allow Ω_0 (the dark energy density today) to vary, our equation of state parametrisation, Eq. (28), actually has *three* free parameters, w_0 , w_1 and Ω_0 . This is different to CPL and GE, which depend on only w_0 and w_1 . In order to directly compare the three parametrisations then, we also show constraints on the derivatives of w_e at $z = 0$. For the CPL parametrisation we have $w_e^{\text{CPL}}|_{z=0} = w_0^{\text{CPL}}$ and $dw_e^{\text{CPL}}/dz|_{z=0} = w_1^{\text{CPL}}$, whilst

for the parametrisation of Gerke and Efstathiou, we have $w_e^{\text{GE}}|_{z=0} = w_0^{\text{GE}}$ and $dw_e^{\text{GE}}/dz|_{z=0} = -w_1^{\text{GE}}$. The equivalent expansion parameters in our parametrisation are given by:

$$\begin{aligned} w_e|_{z=0} &= w_0 + w_1 \Omega_0, \\ \frac{dw_e}{dz}|_{z=0} &= 3w_1(w_0 + w_1 \Omega_0) \Omega_0 (1 - \Omega_0). \end{aligned} \quad (31)$$

From these two equations, it is clear how our parametrisation depends upon Ω_0 . This comparison in terms of derivatives of w_e is necessary if we wish to compare like-for-like expansion parameters.

Now, since we have assumed flat priors on all of our base parameters, the derived parameters $w_e^{\text{CPL,GE}}|_{z=0}$ and $dw_e^{\text{CPL,GE}}/dz|_{z=0}$ will also have flat priors, since these derived parameters are simply linear combinations of the base parameters. For our dark energy cosmic clock parametrisation however, the analogous derived parameters, Eq. (31), will *not* have flat priors since they are non-linear combinations of the base parameters. In order to make a fair comparison, we adjust the sample likelihoods and weights in our MCMC chains for the dark energy clock parametrisation in order to obtain flat priors on Eq. (31):

$$-\ln \mathcal{L} \rightarrow -\ln \mathcal{L} + \ln |\mathbf{J}|, \quad \text{weight} \rightarrow \text{weight} \times |\mathbf{J}|. \quad (32)$$

Here $|\mathbf{J}| = |\det(\mathbf{J})| = |3(w_0 + w_1 \Omega_0^2)(1 - \Omega_0)|$. The constraints on $w_e|_{z=0}$ and $w_e'|_{z=0}$ with both flat and non-flat priors are shown in the middle third of Table II. As can be seen from the Table, the constraints on $w_e|_{z=0}$ are robust to changing the prior, whilst $w_e'|_{z=0}$ shows a weak dependence on the prior. To compare the performance of the three parametrisations, one must compare constraints in the shaded region of Table II. This region displays the main results of our paper, which demonstrates that our parametrisation performs better than CPL and GE.

To conclude the discussion of our Table, we summarise our results by presenting two Figure of Merit (FoM) criteria, in addition to the χ^2 per degree of freedom. These may be found in the lower third of the Table. The FoM criteria are useful statistics that encapsulate the constraining power of cosmological data, given a particular dark energy parametrisation. The FoM for the CPL parametrisation has been defined by the Dark Energy Task Force (DETF) [41, 42] as the inverse of the area of the 95% CL region in the $w_0 - w_1$ plane:

$$\text{FoM}_{\text{DETF}} \equiv \frac{1}{\sqrt{\det \mathbf{C}(w_e|_{z=0}, w_e'|_{z=0})}}, \quad (33)$$

where \mathbf{C} is the 2D covariance matrix for $w_e|_{z=0}$ and $w_e'|_{z=0}$. Fig. 2 shows these regions for our dark energy clock parametrisation with flat priors on $w_e|_{z=0}$ and $w_e'|_{z=0}$ (red) compared against the CPL (blue) and GE parametrisations (green). Clearly, the better performing parametrisation will have a higher FoM_{DETF} , which we find to be our dark energy clock. The second FoM that

	Dark Energy Clock		CPL	GE
	flat priors on w_0 and w_1	flat priors on $w_e _{z=0}$ and $w'_e _{z=0}$		
$\Omega_m h^2$	$0.127^{+0.04}_{-0.03}$	$0.168^{+0.04}_{-0.04}$	$0.188^{+0.03}_{-0.03}$	$0.175^{+0.02}_{-0.02}$
H_0	$72.13^{+1.76}_{-1.75}$	$71.89^{+1.80}_{-1.80}$	$71.93^{+1.78}_{-1.77}$	$71.84^{+1.77}_{-1.76}$
w_0	$0.24^{+2.44}_{-2.29}$	$-1.53^{+1.49}_{-1.63}$	$-1.14^{+0.27}_{-0.28}$	$-1.14^{+0.26}_{-0.27}$
w_1	$-1.45^{+2.74}_{-2.80}$	$0.74^{+2.61}_{-2.49}$	$-1.64^{+2.76}_{-2.90}$	$1.78^{+2.45}_{-2.38}$
Ω_0	$0.76^{+0.06}_{-0.07}$	$0.67^{+0.06}_{-0.06}$	$0.674^{+0.07}_{-0.07}$	$0.660^{+0.06}_{-0.06}$
$w_e _{z=0}$	$-1.15^{+0.24}_{-0.24}$	$-1.21^{+0.25}_{-0.25}$	$-1.14^{+0.27}_{-0.28}$	$-1.14^{+0.26}_{-0.27}$
$w'_e _{z=0}$	$0.37^{+1.2}_{-1.4}$	$-0.95^{+1.70}_{-1.79}$	$-1.64^{+2.76}_{-2.90}$	$-1.78^{+2.38}_{-2.45}$
χ^2_{dof}	0.945	0.936	0.945	0.945
FoM _{DETF}	2.797	2.423	1.342	1.581
FoM _{Wang}	56.319	62.327	30.566	41.113

TABLE II. Maximum likelihood parameter values and their 68% CL upper and lower limits. The top third of the table gives constraints on the base parameters, whilst the middle third gives constraints on the derived parameters. The lower third gives the χ^2 per degree of freedom, and two FoM criteria, which are useful statistics that encapsulate the constraining power of cosmological data, given a particular dark energy parametrisation (see the main text for a detailed explanation of these FoM statistics). For our Dark Energy Clock parametrisation, we show constraints on the expansion parameters assuming flat priors on w_0 and w_1 (so *non-flat* priors on $w_e|_{z=0}$ and $w'_e|_{z=0}$) and constraints with flat priors on $w_e|_{z=0}$ and $w'_e|_{z=0}$. The shaded region indicates the parameters which may be directly compared between three parametrisations.

we quote is:

$$\text{FoM}_{\text{Wang}} \equiv \frac{1}{\sqrt{\det \mathbf{C}(w_e|_{z=0}, w'_e|_{z=0}, \Omega_0)}}, \quad (34)$$

which was defined in [43]. This extends the two dimensional FoM_{DETF} to include all the dark energy parameters. We include $\Omega_0 = \Omega_e(z=0)$ since in our dark energy clock parametrisation, the derivatives $d^n w_e/dz^n|_{z=0}$ depend Ω_0 . As explained in [43], this FoM penalises parametrisations that yield very correlated estimates for the dark energy parameters. With flat priors on w_0 and w_1 (so non-flat priors on $w_e|_{z=0}$ and $w'_e|_{z=0}$), we find that $w_e|_{z=0}$ in our DE-clock parametrisation is highly correlated with Ω_0 as is shown in the left panel of Fig. 3. The right panel of Fig. 3 shows the same contours, but this time with flat priors on $w_e|_{z=0}$ and $w'_e|_{z=0}$, the effect of which is to reduce the correlation between $w_e|_{z=0}$ and $w'_e|_{z=0}$. This is reflected in the higher FoM_{Wang} in Table II.

As a final way of comparing the three parametrisations, we plot in Fig. 4 the redshift evolution of the dark energy equation of state for each parametrisation. The shaded regions correspond to the values of $w_e(z)$ that are ruled out at 68% CL, and were computed directly from the MCMC chains, and not through Gaussian error propagation. That is, for each sample ϑ in the chain we generate the distributions $w_e(z)^{\text{CPL}}$ (Eq. 29) and $w_e(z)^{\text{GE}}$ (Eq. 30) over the redshift range where the

data lie, $z = 0 - 1.75$. From these distributions, one can easily compute the confidence regions. To generate the equivalent distributions using our dark energy clock parametrisation, $w_e(\Omega_e) = w_0 + w_1 \Omega_e$, we take each sample ϑ and convert from redshift to Ω_e using the bisection algorithm described in Section. II.

As can be seen from Fig. 4, the upper 68% CL limit on w_e quickly jumps to zero for all three parametrisations. This is because the hard prior $w_e(z) < 0$ cuts off the distribution for $w_e(z)$ beyond a given redshift, and so the upper 68% CL limit on w_e at these redshifts is simply $w_e < 0$. Whilst the CPL and GE parametrisations allow $w_e(z)$ to stray well below -1 , our dark energy clock constrains $w_e(z)$ to be close to -1 across the entire redshift range of interest. This is due to two effects. The first is the lower value of $w'_e|_{z=0}$, (or more precisely w_0) for our parametrisation compared to CPL and GE. The second, more important effect is that our expansion parameter $\Omega_e(z)$ decays much faster with increasing redshift compared to the expansion parameters $z/(1+z)$ and $\ln[1/(1+z)]$ of the CPL and GE parametrisations respectively. For example, we find $\Omega_e(z=1) \approx 0.05$, whilst $z/(1+z) = 0.5$ and $\ln[1/(1+z)] = -0.69$ at $z=1$. Both of these effects keep $w_e(z)$ close to -1 .

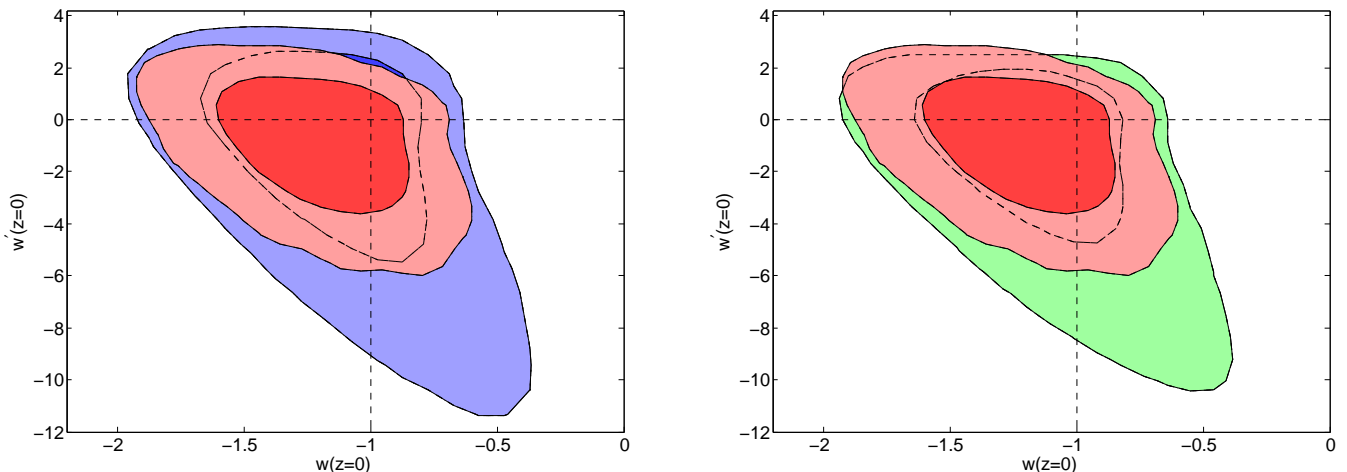


FIG. 2. 2D 68% (dark shading) and 95% (light shading) marginalised contours in the $w_e|_{z=0}-w'_e|_{z=0}$ plane. *Left panel*: Red regions: DE-clock with flat priors on $w_e|_{z=0}$ and $w'_e|_{z=0}$; blue regions: CPL parametrisation. *Right panel*: Red regions: DE-clock with flat priors on $w_e|_{z=0}$ and $w'_e|_{z=0}$; green regions: GE parametrisation.

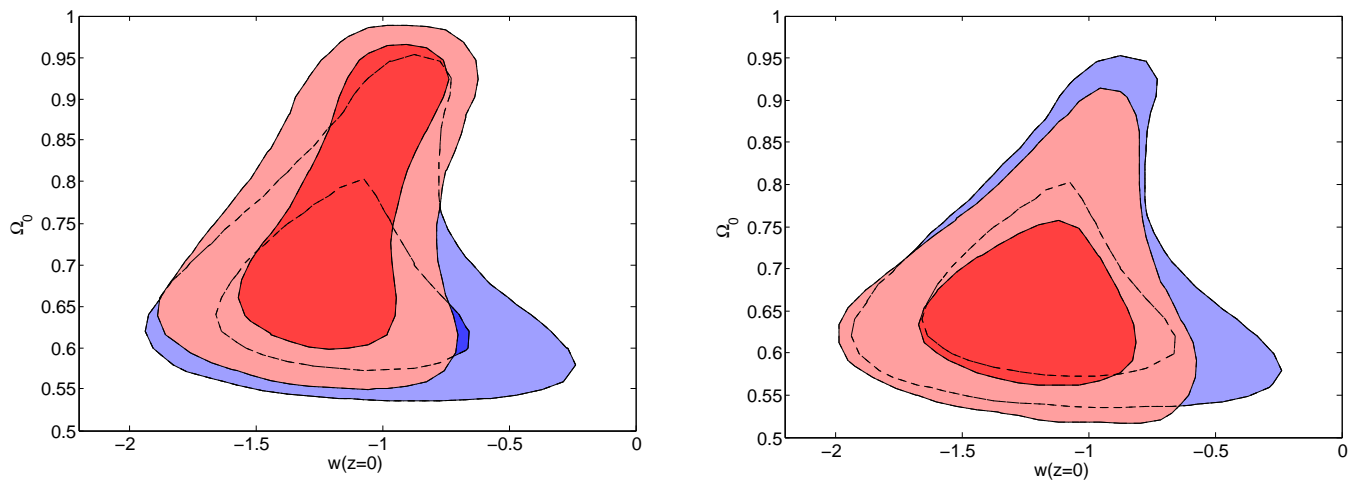


FIG. 3. 2D 68% (dark shading) and 95% (light shading) marginalised contours in the $w_e|_{z=0}-\Omega_0$ plane. In both panels red regions correspond to the DE-clock and blue regions to CPL. *Left panel*: Flat priors on w_0 and w_1 . Notice that $w_e|_{z=0}$ is highly correlated with Ω_0 . *Right panel*: Flat priors on $w_e|_{z=0}$ and $w'_e|_{z=0}$. The correlation is reduced.

IV. COMPARING TO THEORY

As discussed in Section II, since we expand in a basis of orthogonal Chebyshev polynomials, any dark energy model which predicts a monotonic equation of state $w_{\text{theory}}(\Omega_e)$, can be directly related to our parametrisation. We illustrate this by placing constraints on the Chebyshev expansion coefficients (the \tilde{w}_n of Eq. (5)) of two popular quintessence models, the single exponential potential (1EXP) [29, 30] and the supergravity inspired potential (SUGRA) [34]. Using the H_0 , $H(z)$ and SNIa data discussed in Section III, we vary the base set of parameters

$$\boldsymbol{\vartheta}_{\text{theory}} = \{\Omega_m h^2, H_0, \lambda\}, \quad (35)$$

of both quintessence models, and use a modified version of the CosmoMC code [35] to sample from the joint pos-

terior distribution of these parameters. For each sample $\boldsymbol{\vartheta}_{\text{theory}}$ in the MCMC chains, we can construct the equations of state, $w_{1\text{EXP}}(\Omega_e)$ and $w_{\text{SUGRA}}(\Omega_e)$. Once these functions are known, the expansion coefficients, \tilde{w}_n , of each sample may be extracted by appealing to Eq. (5). If a sufficient number of samples are taken, we can generate distributions for the \tilde{w}_n . The condition that $\Omega_e(t)$ must be a monotonic function of time, results in the prior $w_{1\text{EXP}}(\Omega_e)$ and $w_{\text{SUGRA}}(\Omega_e) < 0$ over the redshift range of interest. We choose the region over which the Chebyshev polynomials are orthogonal to be $\Omega_e = [\Omega_e(z = 1.75), \Omega_0]$, which spans the redshift range of the data.

In Table III we quote the maximum likelihood values and the marginalised 68% confidence limits of the Chebyshev expansion coefficients \tilde{w}_n for the 1EXP and SUGRA models. We also give constraints on the

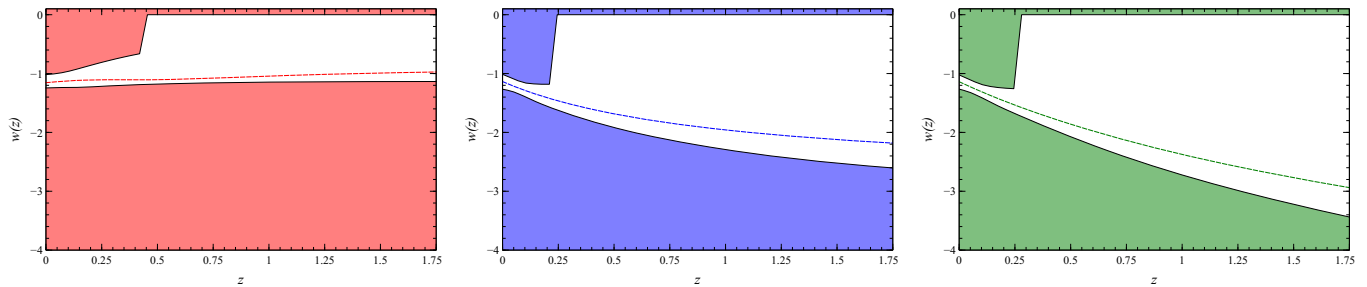


FIG. 4. The redshift evolution of the dark energy equation of state w_e for dark energy clock (red), CPL (blue) and GE (green) parametrisations. The shaded regions correspond to the values of $w_e(z)$ that are ruled out at 68% CL. Notice that the upper 68% CL limit on w_e quickly jumps to zero for all three parametrisations. This is because the hard prior $w_e(z) < 0$ cuts off the distribution for $w_e(z)$ beyond a given redshift, and so the upper 68% CL limit on w_e at these redshifts is simply $w_e < 0$. Whilst the CPL and GE parametrisations allow $w_e(z)$ to stray well below -1 , our dark energy clock constrains $w_e(z)$ to be close to -1 across the entire redshift range of interest.

	1EXP	SUGRA
\tilde{w}_0	-0.975 (-1.0, -0.972)	-0.726 (-0.756, -0.696)
\tilde{w}_1	0.01 (0.0, 0.012)	-0.093 (-0.104, -0.092)
w_0	-1.006 (-1.008, -1.0)	-0.298 (-0.312, -0.20)
w_1	0.069 (0.0, 0.080)	-0.770 (-0.90, -0.758)
$w_e _{z=0}$	-0.954 (-1.0, -0.947)	-0.912 (-0.930, -0.893)
$w'_e _{z=0}$	-0.03 (-0.04, 0.0)	0.339 (0.298, 0.379)

TABLE III. Maximum likelihood values and marginalised 68% confidence limits (*lower*, *upper*) for the first two Chebyshev expansion coefficients corresponding to the 1EXP and SUGRA quintessence models. We also quote constraints on the derived parameters w_n (which are related to the \tilde{w}_n by Eq. (A7)), and the equation of state today, $w_e|_{z=0}$, and its derivative, $w'_e|_{z=0}$.

derived parameters $w_e|_{z=0}$ and $w'_e|_{z=0}$. We compare these constraints in Fig. 5 by superimposing the 2D marginalised contours in the $w_e|_{z=0}$ - $w'_e|_{z=0}$ plane for the two quintessence models upon the contours of our dark energy cosmic clock.

As can be seen from the figure, both quintessence models are consistent with the constraints on the dark energy equation of state at 68% CL using our parametrisation. It is in this way that models of dark energy can be compared to our parametrisation, much like theoretical predictions of selected inflationary models superimposed upon the marginalized confidence regions for n_s and $r_{0.002}$ using the recent Planck data [26].

We note that even though we have assumed flat priors on all base parameters, the priors on the expansion

coefficients \tilde{w}_n will not be flat. This is because the integral in Eq. (5) will in general be some complicated function of the base parameters. Furthermore, the limits $\Omega_e^{\min} = \Omega_e(z = 1.75)$ and $\Omega_e^{\max} = \Omega_0$ of the integral Eq. (5) will themselves have probability distributions. A more careful and detailed comparison involving identical priors will be left to future work, but we include this simpler study here in order to give the reader a general impression.

V. DISCUSSION AND CONCLUSIONS

Various astrophysical constraints suggest that the dark energy density Ω_e may have increased monotonically throughout cosmic history [2, 25, 44]. Acknowledging this apparent monotonicity we have introduced a completely new parametrisation of the dark energy equation of state which uses the dark energy density $\Omega_e(t)$ as a cosmic clock. Our parametrisation has several advantages, perhaps the most important being that Ω_e is a physical quantity, directly related to the properties of dark energy. Furthermore, assuming $0 < \Omega_e < 1$, it makes for an ideal expansion parameter since Ω_e is a naturally small number. By fitting to SNIa and $H(z)$ data, we have demonstrated that our parametrisation performs better than the popular Chevallier–Polarski–Linder (CPL) and Gerke and Efstathiou (GE) parametrisations, and that it is robust to the choice of prior. Expanding in orthogonal polynomials also allows us to relate models of dark energy directly to our parametrisation, which we have illustrated by placing constraints on the expansion coefficients extracted from two popular quintessence models.

The dark energy density Ω_e can only be used as a cosmic clock if it is a monotonic function of time. As can be seen from Eq. (3), for a universe containing dark energy, pressureless matter ($w_m = 0$), and radiation ($w_\gamma = \frac{1}{3}$), there are turning points in Ω_e whenever $w_e = \frac{1}{3}$ in the radiation dominated era, and in the matter era when-

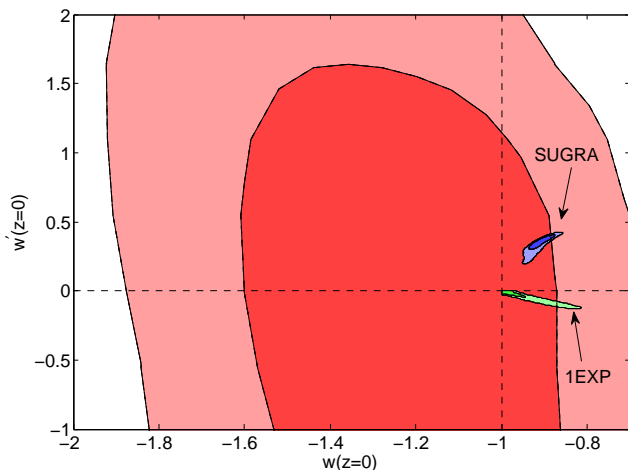


FIG. 5. The 2D 68% (dark shading) and 95% (light shading) marginalised contours in the $w_e|_{z=0} - w'_e|_{z=0}$ plane for the 1EXP and SUGRA quintessence models superimposed upon the corresponding contours of the dark energy clock parametrisation.

ever $w_e = 0$. Many scalar field models of dark energy possess scaling solutions on which the dark energy equation of state w_e ‘tracks’ that of the dominant background component (see e.g. [29, 30]). In such models, monotonicity of Ω_e would be spoiled as w_e evolves through the radiation and matter dominated eras and transitions towards $w_e \sim -1$ today. In this paper, we have used our parametrisation to probe the dynamics of dark energy at low redshifts, $z = 0 - 1.75$. It is presumably safe to assume that Ω_e remains monotonic over this redshift range, since to break monotonicity between $z = 0$ and $z \sim 2$ would require a rapidly varying w_e , which is not favoured by existing analysis [14, 23]. Hence, in our fitting to data we imposed the hard prior $w_e(z) < 0$ for $z = 0 - 1.75$.

To probe the high redshift behaviour of dark energy this prior would need to be removed, since it would be unrealistic to say with any sort of certainty that $w_e(z) < 0$ throughout the entire cosmic history. Hence, to accommodate high redshift data the non-monotonicity of Ω_e would need to be accounted for. This could be achieved by piece-wise parametrising w_e in regions of monotonic Ω_e . For example, if radiation can be neglected, these regions are defined by the roots of the polynomial $w_e(\Omega_e) = \sum_n \tilde{w}_n \tilde{U}_n(\Omega_e) = 0$. If $w_e(\Omega_e) = w_0 + w_1 \Omega_e$ and $w_1 > 0$, then there would be two distinct regions: $\dot{\Omega}_e > 0$ for $\Omega_e < -w_0/w_1$ (I) and $\dot{\Omega}_e < 0$ for $\Omega_e > -w_0/w_1$ (II). One would then write

$$w_e(\Omega_e) = \begin{cases} w_0^{(I)} + w_1^{(I)} \Omega_e, & \Omega_e < -\frac{w_0}{w_1} \\ w_0^{(II)} + w_1^{(II)} \Omega_e, & \Omega_e > -\frac{w_0}{w_1} \end{cases} \quad (36)$$

and so there would be four free parameters in total. To accommodate CMB data, radiation can not be neglected, but such regions of monotonicity can still be defined: one would need to compute the roots of Eq. (3) exactly, which

could be performed numerically.

Finally, it is interesting to make the connection between our parametrisation and the dark energy ‘flow parameter’

$$F \equiv \frac{1 + w_e}{\Omega_e \lambda^2}, \quad (37)$$

that was introduced in [45, 46] (see also [47]). Here, $\lambda = -V_\phi/V$, where $V(\phi)$ is the scalar field dark energy potential and V_ϕ is the derivative of V with respect to ϕ . By considering general dark energy models where the field either accelerates or decelerates down its potential toward its minimum (dubbed ‘thawing’ or ‘freezing’ field evolution [48]), the authors of [45] were able to demonstrate that F remains nearly conserved until quite recent times, $z \approx 1 - 2$, after which dark energy finally begins to take over. This is despite w_e , Ω_e and λ all being dynamical. This constant nature of the flow parameter is a direct consequence of the fact that the dark energy field does not exist in a vacuum: instead it has been influenced by the long periods of radiation and matter dominated epochs prior to the current day.

If the parameter λ is a constant, (as is the case for exponential potentials) or remains approximately constant, then we have $w_e = -1 + F\lambda^2\Omega_e$, which looks very much like our dark energy clock parametrisation with $w_0 = -1$ and $w_1 = F\lambda^2$. This indicates that, so long as F remains approximately constant throughout the long radiation and matter dominated eras, then the behaviour of a wide range of scalar field dark models should be well captured by $w_e(\Omega_e) = w_0 + w_1\Omega_e$.

ACKNOWLEDGEMENTS

The authors would like to thank Arman Shafieloo for inspiring discussions during the inception of this work. We would also like to thank Adam Moss, Mattia Fornasa, Anastasios Avgoustidis and especially Renée Hlozek for useful discussions. ERMT is supported by the University of Nottingham, EJC acknowledges The Royal Society, Leverhulme and STFC for financial support and AP and CS were funded by Royal Society University Research Fellowships. ERMT would like to thank Sir Bradley Wiggins for winning the 2012 Tour de France.

Appendix A: The Chebyshev Polynomials of the Second Kind

The Chebyshev polynomials of the second kind are defined by the recurrence relation

$$\begin{aligned} U_0(x) &= 1, & U_1(x) &= 2x, \\ U_{n+1}(x) &= 2xU_n(x) - U_{n-1}(x), \end{aligned} \quad (A1)$$

and obey the following orthogonality condition

$$\int_{-1}^1 U_n(x)U_m(x)\sqrt{1-x^2}dx = \frac{\pi}{2}\delta_{nm}. \quad (A2)$$

We can shift the interval over which the polynomials are orthogonal by choosing a suitable inner product. Let $\tilde{U}_n(x) = U_n(f(x))$ where $f(x)$ is monotonic on $[a, b]$, and satisfies $f(a) = -1$ and $f(b) = 1$. The simplest choice is

$$f(x) = \frac{2x - a - b}{b - a}. \quad (\text{A3})$$

Then, the orthogonality condition becomes

$$\int_a^b \tilde{U}_n(x) \tilde{U}_m(x) \sqrt{(x-a)(b-x)} dx = \frac{\pi}{8} (b-a)^2 \delta_{nm}. \quad (\text{A4})$$

Any function $g(x)$ which is continuous in the interval of orthogonality $[a, b]$, may be expanded as a series of Chebyshev polynomials:

$$g(x) = \sum_n^{\infty} \tilde{w}_n \tilde{U}_n(x), \quad (\text{A5})$$

From the orthogonality condition, Eq. (A4) we have:

$$\tilde{w}_n = \frac{8}{\pi(b-a)^2} \int_a^b g(x) \tilde{U}_n(x) \sqrt{(x-a)(b-x)} dx. \quad (\text{A6})$$

Under certain conditions of the interpolated function $g(x)$ (Dini-Lipschitz continuity), the Chebyshev interpolation converges when the number of nodes tends to infinity. For numerical implementation, it is convenient to

make the change of variable $x = a + (b-a) \sin^2 \theta$ giving

$$\tilde{w}_n = \frac{16}{\pi} \int_0^{\pi/2} \left[g(a + (b-a) \sin^2 \theta) \times \tilde{U}_n(a + (b-a) \sin^2 \theta) \sin^2 \theta \cos^2 \theta \right] d\theta.$$

In the case where $g(x) = w_e(\Omega_e)$, and $b = \Omega_e^{\max}$, $a = \Omega_e^{\min}$, we can write Eq. (A5) at second order as $w_e(\Omega_e) = w_0 + w_1 \Omega_e + w_2 \Omega_e^2$. The w_n are given in terms of the \tilde{w}_n as:

$$\begin{aligned} w_0 &= \tilde{w}_0 - \frac{2(\Omega_e^{\min} + \Omega_e^{\max})}{\Omega_e^{\max} - \Omega_e^{\min}} \tilde{w}_1 \\ &\quad + \left[\frac{4(\Omega_e^{\min} + \Omega_e^{\max})^2}{(\Omega_e^{\max} - \Omega_e^{\min})^2} - 1 \right] \tilde{w}_2, \\ w_1 &= \frac{4}{\Omega_e^{\max} - \Omega_e^{\min}} \tilde{w}_1 - \frac{16(\Omega_e^{\min} + \Omega_e^{\max})}{(\Omega_e^{\max} - \Omega_e^{\min})^2} \tilde{w}_2, \\ w_2 &= \frac{16}{(\Omega_e^{\max} - \Omega_e^{\min})^2} \tilde{w}_2. \end{aligned} \quad (\text{A7})$$

Appendix B: The Ω_e -clock particular solutions

The powers α , β and γ that appear in the solutions for $a(\Omega_e)$ and $\rho_e(\Omega_e)$ (Eqs. (8) and (13)) are combinations of w_0 , w_1 and w_2 , and correspond to coefficients of the partial fraction expansions of Eqs. (7) and (12). As a result, if any one or more of the coefficients w_0 , w_1 or w_2 is exactly zero, then the powers α , β and γ and the function $F(\Omega_e)$ will change. In table IV we list all the possible solutions for different combinations of w_0 , w_1 and w_2 , where one or more of them is zero.

-
- [1] A. G. Riess, L. Macri, S. Casertano, M. Sosey, H. Lampeitl, *et al.*, *Astrophys.J.* **699**, 539 (2009), arXiv:0905.0695 [astro-ph.CO].
- [2] G. Hinshaw *et al.* (WMAP Collaboration), (2012), arXiv:1212.5226 [astro-ph.CO].
- [3] M. Kowalski *et al.* (Supernova Cosmology Project), *Astrophys.J.* **686**, 749 (2008), arXiv:0804.4142 [astro-ph].
- [4] H. Lampeitl, R. Nichol, H. Seo, T. Giannantonio, C. Shapiro, *et al.*, *Mon.Not.Roy.Astron.Soc.* **401**, 2331 (2009), arXiv:0910.2193 [astro-ph.CO].
- [5] J. Martin, *Comptes Rendus Physique* **13**, 566 (2012), arXiv:1205.3365 [astro-ph.CO].
- [6] R. Caldwell, R. Dave, and P. J. Steinhardt, *Phys.Rev.Lett.* **80**, 1582 (1998), arXiv:astro-ph/9708069 [astro-ph].
- [7] C. Wetterich, *Nuclear Physics B* **302**, 668 (1988).
- [8] B. Ratra and P. Peebles, *Physical Review D* **37**, 3406 (1988).
- [9] A. Kamenshchik, U. Moschella, and V. Pasquier, *Phys.Lett.* **B487**, 7 (2000), arXiv:gr-qc/0005011 [gr-qc].
- [10] T. Clifton, P. G. Ferreira, A. Padilla, and C. Skordis, *Phys.Rept.* **513**, 1 (2012), arXiv:1106.2476 [astro-ph.CO].
- [11] M. Li, *Phys.Lett.* **B603**, 1 (2004), arXiv:hep-th/0403127 [hep-th].
- [12] E. J. Copeland, M. Sami, and S. Tsujikawa, *Int.J.Mod.Phys.* **D15**, 1753 (2006), arXiv:hep-th/0603057 [hep-th].
- [13] D. Parkinson, S. Riemer-Sorensen, C. Blake, G. B. Poole, T. M. Davis, *et al.*, *Phys.Rev.* **D86**, 103518 (2012), arXiv:1210.2130 [astro-ph.CO].
- [14] N. Said, C. Baccigalupi, M. Martinelli, A. Melchiorri, and A. Silvestri, (2013), arXiv:1303.4353 [astro-ph.CO].
- [15] M. Chevallier and D. Polarski, *Int.J.Mod.Phys.* **D10**, 213 (2001), arXiv:gr-qc/0009008 [gr-qc].
- [16] E. V. Linder, *Phys.Rev.Lett.* **90**, 091301 (2003), arXiv:astro-ph/0208512 [astro-ph].
- [17] B. F. Gerke and G. Efstathiou, *Mon.Not.Roy.Astron.Soc.* **335**, 33 (2002), arXiv:astro-ph/0201336 [astro-ph].
- [18] P. S. Corasaniti and E. Copeland, *Phys.Rev.* **D67**, 063521 (2003), arXiv:astro-ph/0205544 [astro-ph].
- [19] D. Huterer and M. S. Turner, *Phys.Rev.* **D60**, 081301 (1999), arXiv:astro-ph/9808133 [astro-ph].
- [20] M. Sahlen, A. R. Liddle, and D. Parkinson, *Phys.Rev.* **D72**, 083511 (2005), arXiv:astro-ph/0506696 [astro-ph].

	α	β	γ	$F(\Omega_e)$
$w_{0,1,2} \neq 0$	$\frac{1+w_0}{w_0}$	$-\frac{1+w_T}{w_T}$	$-\frac{1}{2w_0} \frac{w_1+w_2}{w_T}$	$\frac{1}{w_0 w_T q} [w_1(w_1+w_2) - 2w_0 w_2] \arctan \left[\frac{2w_2 q (\Omega_0 - \Omega_e)}{(2w_2 \Omega_0 + w_1)(2w_2 \Omega_e + w_1) + q^2} \right]$
$w_0 = 0, w_{1,2} \neq 0$	$1 + \frac{w_1 - w_2}{w_1^2}$	$-\frac{1+w_T}{w_T}$	$\frac{w_2^2}{w_1^2} \frac{1}{w_T}$	$\frac{1}{w_1} \left[\frac{1}{\Omega_0} - \frac{1}{\Omega_e} \right]$
$w_1 = 0, w_{0,2} \neq 0$	$\frac{1+w_0}{w_0}$	$-\frac{1+w_T}{w_T}$	$-\frac{w_2}{2w_0 w_T}$	$\frac{w_2}{w_T \sqrt{w_0 w_2}} \arctan \left[\frac{\sqrt{\frac{w_2}{w_0}} (\Omega_e - \Omega_0)}{1 + \frac{w_2}{w_0} \Omega_e \Omega_0} \right]$
$w_2 = 0, w_{0,1} \neq 0$	$\frac{1+w_0}{w_0}$	$-\frac{1+w_T}{w_T}$	$-\frac{w_1}{w_0 w_T}$	0
$w_{0,1} = 0, w_2 \neq 0$	$\frac{1+w_2}{w_2}$	$-\frac{1+w_T}{w_T}$	0	$\frac{1}{w_2} \left[\frac{1}{\Omega_0} - \frac{1}{\Omega_e} + \frac{1}{2\Omega_0^2} - \frac{1}{2\Omega_e^2} \right]$
$w_{0,2} = 0, w_1 \neq 0$	$\frac{1+w_1}{w_1}$	$-\frac{1+w_T}{w_T}$	0	$\frac{1}{w_1} \left[\frac{1}{\Omega_0} - \frac{1}{\Omega_e} \right]$
$w_{1,2} = 0, w_0 \neq 0$	$\frac{1+w_0}{w_0}$	$-\frac{1+w_T}{w_T}$	0	0

TABLE IV. The values of the powers α , β and γ and the function $F(\Omega_e)$ for particular cases of zero w_0 , w_1 or w_2 . Here, $q = \sqrt{4w_0 w_2 - w_1^2}$, and $w_T = w_0 + w_1 + w_2$. Notice that $F(\Omega_e)$ may always be kept real by using the relation $\arctan(iz) = i \operatorname{arctanh}(z)$ when necessary (for example if $4w_0 w_2 < w_1^2$ in the definition of q).

- [21] C. Li, D. E. Holz, and A. Cooray, Phys.Rev. **D75**, 103503 (2007), arXiv:astro-ph/0611093 [astro-ph].
- [22] P. G. Ferreira and C. Skordis, Phys.Rev. **D81**, 104020 (2010), arXiv:1003.4231 [astro-ph.CO].
- [23] I. Sendra and R. Lazkoz, Mon.Not.Roy.Astron.Soc. **422**, 776 (2012), arXiv:1105.4943 [astro-ph.CO].
- [24] V. B. Johri, Phys.Rev. **D63**, 103504 (2001), arXiv:astro-ph/0005608 [astro-ph].
- [25] R. Bean, S. H. Hansen, and A. Melchiorri, Phys.Rev. **D64**, 103508 (2001), arXiv:astro-ph/0104162 [astro-ph].
- [26] P. Ade *et al.* (Planck Collaboration), (2013), arXiv:1303.5076 [astro-ph.CO].
- [27] C. Wetterich, Phys.Lett. **B594**, 17 (2004), arXiv:astro-ph/0403289 [astro-ph].
- [28] M. Doran, K. Karwan, and C. Wetterich, JCAP **0511**, 007 (2005), arXiv:astro-ph/0508132 [astro-ph].
- [29] P. G. Ferreira and M. Joyce, Phys.Rev. **D58**, 023503 (1998), arXiv:astro-ph/9711102 [astro-ph].
- [30] E. J. Copeland, A. R. Liddle, and D. Wands, Phys.Rev. **D57**, 4686 (1998), arXiv:gr-qc/9711068 [gr-qc].
- [31] T. Barreiro, E. J. Copeland, and N. Nunes, Phys.Rev. **D61**, 127301 (2000), arXiv:astro-ph/9910214 [astro-ph].
- [32] A. Albrecht and C. Skordis, Phys.Rev.Lett. **84**, 2076 (2000), arXiv:astro-ph/9908085 [astro-ph].
- [33] C. Skordis and A. Albrecht, Phys.Rev. **D66**, 043523 (2002), arXiv:astro-ph/0012195 [astro-ph].
- [34] P. Brax and J. Martin, Phys.Lett. **B468**, 40 (1999), arXiv:astro-ph/9905040 [astro-ph].
- [35] A. Lewis and S. Bridle, Phys.Rev. **D66**, 103511 (2002), arXiv:astro-ph/0205436 [astro-ph].
- [36] M. Moresco, L. Verde, L. Pozzetti, R. Jimenez, and A. Cimatti, JCAP **1207**, 053 (2012), arXiv:1201.6658 [astro-ph.CO].
- [37] A. G. Riess, L. Macri, S. Casertano, H. Lampeitl, H. C. Ferguson, *et al.*, Astrophys.J. **730**, 119 (2011), arXiv:1103.2976 [astro-ph.CO].
- [38] R. Amanullah, C. Lidman, D. Rubin, G. Aldering, P. Astier, *et al.*, Astrophys.J. **716**, 712 (2010), arXiv:1004.1711 [astro-ph.CO].
- [39] A. Lamastra, N. Menci, F. Fiore, C. Di Porto, and L. Amendola, (2011), arXiv:1111.3800 [astro-ph.CO].
- [40] S. Bridle, R. Crittenden, A. Melchiorri, M. Hobson, R. Kneissl, *et al.*, Mon.Not.Roy.Astron.Soc. **335**, 1193 (2002), arXiv:astro-ph/0112114 [astro-ph].
- [41] D. Huterer and M. S. Turner, Phys.Rev. **D64**, 123527 (2001), arXiv:astro-ph/0012510 [astro-ph].
- [42] A. Albrecht, G. Bernstein, R. Cahn, W. L. Freedman, J. Hewitt, *et al.*, (2006), arXiv:astro-ph/0609591 [astro-ph].
- [43] Y. Wang, Phys.Rev. **D77**, 123525 (2008), arXiv:0803.4295 [astro-ph].
- [44] C. L. Reichardt, R. de Putter, O. Zahn, and Z. Hou, Astrophys.J. **749**, L9 (2012), arXiv:1110.5328 [astro-ph.CO].
- [45] R. N. Cahn, R. de Putter, and E. V. Linder, JCAP **0811**, 015 (2008), arXiv:0807.1346 [astro-ph].
- [46] M. Cortes and E. V. Linder, Phys.Rev. **D81**, 063004 (2010), arXiv:0909.2251 [astro-ph.CO].
- [47] R. J. Scherrer and A. Sen, Phys.Rev. **D77**, 083515 (2008), arXiv:0712.3450 [astro-ph].
- [48] R. Caldwell and E. V. Linder, Phys.Rev.Lett. **95**, 141301 (2005), arXiv:astro-ph/0505494 [astro-ph].