

FEATURE ELIMINATION IN KERNEL MACHINES IN MODERATELY HIGH DIMENSIONS

BY SAYAN DASGUPTA¹, YAIR GOLDBERG² AND MICHAEL R. KOSOROK¹

¹*The University of North Carolina at Chapel Hill*

²*University of Haifa*

We develop an approach for feature elimination in statistical learning with kernel machines, based on recursive elimination of features. We present theoretical properties of this method and show that it is uniformly consistent in finding the correct feature space under certain generalized assumptions. We present four case studies to show that the assumptions are met in most practical situations and present simulation results to demonstrate performance of the proposed approach.

1. Introduction. With recent advancement in data collection and storage, we have large amounts of information at our disposal, especially with respect to the number of explanatory variables or ‘features’. When these features contain redundant or noisy information, estimating the functional connection between the response and these features can become quite challenging, and that often hampers the quality of learning. One way to overcome this is by finding a smaller set of features or explanatory variables that can perform the learning task sufficiently well.

In this paper, we discuss feature elimination in statistical learning with kernel machines. Kernel machines (KM) are a class of learning methods for pattern analysis and regression, under transformations of the input feature space, of which the linear support vector machine (SVM) is the simplest case. In general, the term ‘kernel machine’ is reserved for the more general version of the SVM problem with non-linear transformation of the feature space. The popularity of these algorithms is motivated by the fact that these are easy-to-compute techniques that enable estimation under weak or no assumptions on the distribution [see [Steinwart and Chirstmann, 2008](#)]. Kernel machines,

*The authors are grateful to the anonymous reviewers, the associate editor, and the editor for their helpful suggestions and comments. This research was funded in part by Israel Science Foundation grant 1308/12 and partly by United States NCI grant CA142538. The first author is thankful to the Friday Machine Learning Lab at the Biostatistics Department, University of North Carolina at Chapel Hill, for many helpful discussions and suggestions.

Keywords and phrases: Kernel machines, Support vector machines, Variable selection, Recursive feature elimination.

which we review in Section 2, are a collection of optimization algorithms that attempt to minimize a regularized version of the empirical risk over some reproducing kernel Hilbert space (RKHS) of functions (referred to as H) for a given loss function L . The standard KM decision function typically utilizes all the input features. However, the prediction quality of these methods often suffers under high noise-to-signal ratio, even if the input space is only moderately high dimensional. In Section 8.2, we present an example (see Table 8.3) for a non-linear classification with only ten features, of which only two are relevant. We see that applying a meaningful feature selection method there can cut classification error from 18% to about 6%. It is thus a very important task to be able to select the correct feasible set of input features on which the learning can be applied.

Multiple methods have been proposed for the linear version of the problem, that is, when the assumed functional form of the decision rule is linear. For example, many *embedded methods*¹ with different modifications have been proposed, like redefining the SVM training to include sparsity in [Weston et al., 2003], using the l_1 penalty as in Bradley and Mangasarian [1998]; Zhu et al. [2003], the SCAD penalty in [Zhang, Ahn and Lin, 2006], the l_q penalty [Liu et al., 2007] or the elastic net [Wang, Zhu and Zou, 2006]. Although these methods have strong theoretical guarantees, they are relevant only in linear SVM, and become ineffectual in the framework of RKHSs with non-linear kernels (like the Gaussian RBF kernel). The widely applicable linear SVM, the most popular and well-known of the general class of KM problems, has been the focus of most of the prevalent feature selection techniques. Non-linear versions of the algorithm (the kernel machine setup) have however become increasingly important these days, and many statistical learning problems explicitly depend on functional relationships that are strictly non-linear in nature - for example, in protein classification [see Leslie et al., 2004], and in image classification [see Chapelle, Haffner and Vapnik, 1999], etc. Hence feature selection for kernel machines is the key focus for us in this paper.

A few techniques do exist that can be effectively catered to the kernel machines framework or the non-linear SVMs. For example, Guyon et al. [2002] developed a *wrapper*²-based backward elimination procedure by recursively computing the learning function, known widely as recursive feature elimination (RFE). Although RFE was developed as an off-the-shelf technique for linear SVMs, the authors included an analogous formulation for the non-

¹methods that construct the learning algorithm in a way to include feature elimination as an in-built phenomenon.

²methods that use the learning method itself to score feature subsets.

linear transformed space as well. The RFE algorithm performs a recursive ranking of a given set of features. At each recursive step of the algorithm, it calculates the change in the RKHS norm of the estimated function after deletion of each of the features remaining in the model, and removes the one with the lowest change in such norm, thus performing an implicit ranking of features. A number of approaches have been developed inspired by RFE [see Rakotomamonjy, 2003; Tang, Zhang and Huang, 2007; Mundra and Rajapakse, 2010]. The idea of feature selection in a backward recursive method that is essentially the founding principle behind RFE, has been studied extensively in the Bioinformatics and Computer Science literature [see for example Zhang et al., 2006; Aksu et al., 2010; Aksu, 2014]. RFE has been used for feature selection in many recent applications [see for example Hu et al., 2010; Hidalgo-Muñoz et al., 2013; Louw and Steel, 2006]. Other selection methods also exist as can be seen in Weston et al. [2001]; Chapelle et al. [2002]. Recently, a new multistage *embedded* optimization method has been proposed [see Allen, 2013]. However, the key drawback of these methods is that their theoretical properties have never been studied rigorously.

A key reason behind this lack of theory is the absence of a well-established framework for building, justifying, and collating the theoretical foundation of such a feature elimination method. This paper aims at building such a framework and modifying RFE to create a recursive technique that can be validated as a theoretically sound procedure for feature elimination in kernel machines. Our main contributions include:

- (1) We **develop a theoretical framework** that can validate feature elimination in KMs. For example, the KM algorithm attempts to minimize the empirical regularized risk within an RKHS defined on the initial input space \mathcal{X} . Hence, one important task is to redefine $H(\cdot)$ on any lower dimensional domain so that it retains its RKHS properties. The basis for the theory on RFE depends heavily on correctly specifying these pseudo-subspaces.
- (2) We **modify the criterion for deletion and ranking of features** from Guyon et al.’s RFE. The ranking of the features here is based on the lowest difference observed in the regularized empirical risk after removing each feature from the existing model. This is done to enable theoretical consistency.
- (3) We establish **asymptotic consistency of the modified RFE algorithm** in finding the ‘correct’ feature space. We give necessary conditions for achieving consistency, and show using counterexamples that these conditions are indeed necessary. We believe these are some of the first theoretical results on feature selection in kernel machines.

(4) We discuss the applicability of our methods in **four different learning problems, including protein and image classification**.

(5) We extend the scope of our algorithm for situations when the **dimensionality of the input space is allowed to grow with the sample size**, and establish a range of rates of such growth that can be allowed to still guarantee consistency.

The paper is organized as follows: In Section 2, we present a short summary of the problem, the proposed feature elimination algorithm for kernel machines, and the main theoretical result of the article. In Section 3, we discuss consistency of the algorithm in the simpler yet practical settings of nested or dense models. Four case studies are discussed in depth in Section 4. In Section 5, we relax earlier assumptions to allow us to establish consistency in more complex functional spaces. In Section 6, we prove our main results under the most general setting. In Section 7 we discuss the scope of the algorithm when the size of the covariate space d grows with sample size n . In Section 8, we provide simulation results to demonstrate how risk-RFE works and how it can be used in intelligent selection of features, and compare it with different penalized methods for feature selection. A discussion is provided in Section 9, and additional materials along with the detailed proofs are given in the Appendix. Some additional resources and the necessary software codes are given in the [Additional Materials and Matlab Codes](#).

2. The Risk-Recursive Feature Elimination Algorithm (risk-RFE). In this section, we summarize the main findings of the paper. We first describe the relevant problem briefly, along with its mathematical formulation, and then follow it up by our proposed risk-RFE algorithm and the main consistency result for it.

2.1. *The problem description.* Kernel machines are a set of supervised learning methods that has become a very useful tool in statistical learning problems in both classification and regression, especially when transformation of the input space becomes necessary to derive an optimal rule. Given training data $D = \{(X_1, Y_1), \dots, (X_n, Y_n)\} \in (\mathcal{X} \times \mathcal{Y})^n$, the goal is to estimate a rule that can be used to predict Y_i for a given input feature vector X_i . In kernel machines, this is done by minimizing a regularized version of the empirical risk (for a given loss function L) of functional rules obtained from special functional spaces, called the reproducing kernel Hilbert space (RKHS). An RKHS H is typically represented by a bilinear function $k(\cdot, \cdot)$, and for a given transformation ϕ of the feature space, the appropriate RKHS H is the one with kernel k satisfying $k(x_1, x_2) = \langle \phi(x_1), \phi(x_2) \rangle_H$. This prop-

erty, called the kernel trick, circumvents the need for explicit knowledge of the feature map ϕ , and the non-linear decision function can be represented in terms of the function $k(\cdot, \cdot)$.

The linear SVM for binary classification with the hinge loss $L_{HL}(X, Y, f(X)) = \max(1 - Yf(X), 0)$ is the most popular version of the kernel machine algorithm, but for the untransformed feature space. It has been extensively studied, under various variable selection methods (especially the L_p penalized embedded forms of the algorithm as they are easily interpretable in the linear case). However, feature selection in general kernel machines is still a relatively new area of research, and our goal here is to lay the foundation of a feature selection method that is technically able to consistently estimate the correct feature space in these scenarios.

2.2. Mathematical formulation. The notations and the type of oracle bounds used in this paper will closely follow [Steinwart and Christmann \[2008\]](#) [hereafter abbreviated [SC08](#)]. Consider the measurable space $(\mathcal{X}, \mathcal{A}, P_{\mathcal{X}})$ such that $\mathcal{X} \subseteq B \subset \mathbb{R}^d$ is a valid metric space, where B is an open Euclidean ball centered at 0. Let \mathcal{Y} be a closed subset of \mathbb{R} and P be a measure on $\mathcal{X} \times \mathcal{Y}$, such that $P_{\mathcal{X}}$ is a restriction of P on \mathcal{X} . We start by defining the kernel machine algorithm in its most general forms.

KERNEL MACHINE (KM) : Let $L : \mathcal{X} \times \mathcal{Y} \times \mathbb{R} \mapsto [0, \infty]$ be a convex, locally Lipschitz continuous and measurable loss function and H be a separable RKHS of a measurable kernel k on \mathcal{X} , and fix a $\lambda > 0$. The *general KM solution* is the function $f_{P,\lambda,H} \in H$ that satisfies

$$f_{P,\lambda,H} = \arg \min_{f \in H} \lambda \|f\|_H^2 + \mathcal{R}_{L,P}(f).$$

For the observed data D , the *empirical KM decision function* is then given as

$$(1) \quad f_{D,\lambda,H} = \arg \min_{f \in H} \lambda \|f\|_H^2 + \mathcal{R}_{L,D}(f).$$

REMARK 1. The loss function L is convex if $L(x, y, \cdot)$ is convex for every $x \in \mathcal{X}$ and $y \in \mathcal{Y}$. It is also locally Lipschitz continuous if for every $a > 0$, $\sup_{x \in \mathcal{X}, y \in \mathcal{Y}} |L(x, y, s) - L(x, y, \acute{s})| < c_L(a) |s - \acute{s}|$, $s, \acute{s} \in [-a, a]$ for a given local constant $c_L(\cdot)$. Note that the results developed here are equally valid for regression under certain general assumptions on \mathcal{Y} .

REMARK 2. The L-risk of the measurable function f is given as $\mathcal{R}_{L,P}(f) = E_P[L(X, Y, f(X))]$. The Bayes risk $\mathcal{R}_{L,P}^*$ is defined as $\inf_f \mathcal{R}_{L,P}(f)$, where the infimum is taken over the set of all measurable

functions, $\mathcal{L}_0(\mathcal{X}) = \{f : \mathcal{X} \mapsto \mathbb{R}, f \text{ is measurable}\}$. A function f_P^* that achieves this infimum is called a Bayes decision function. Now let $f_{P,\mathcal{F}} = \arg \min_{f \in \mathcal{F}} E_P[L(X, Y, f(X))] = \arg \min_{f \in \mathcal{F}} \mathcal{R}_{L,P}(f)$ be the minimizer of infinite-sample risk within \mathcal{F} . We denote this minimal risk as $\mathcal{R}_{L,P,\mathcal{F}}^* = \mathcal{R}_{L,P}(f_{P,\mathcal{F}})$.

REMARK 3. The kernel k of the RKHS H is unique, a real-valued symmetric function $k : \mathcal{X} \times \mathcal{X} \mapsto \mathbb{R}$. The kernel k has the reproducing property that $f(x) = \langle f, k(\cdot, x) \rangle_H$ for all $f \in H$, and all $x \in \mathcal{X}$, where $\langle \cdot, \cdot \rangle_H$ is the inner product induced by H . Moreover, we also have $k(\cdot, x) \in H$, for all $x \in \mathcal{X}$.

2.3. *The feature elimination algorithm.* Limitations of Guyon et al.'s RFE as a margin-maximizing feature elimination were studied explicitly in Aksu et al. [2010]. Hence as opposed to Guyon et al., who used the Hilbert space norm $\lambda \|f\|_H^2$ to eliminate features recursively, we use the entire objective function (the regularized empirical risk) for deletion. For a given loss function L and probability measure Q , define the regularized empirical risk as

$$\mathcal{R}_{L,Q,\mathcal{F}}^{\text{reg},\lambda}(f) = \lambda \|f\|_{\mathcal{F}}^2 + \mathcal{R}_{L,Q}(f).$$

Also define the restricted space \mathcal{F}^J as follows:

DEFINITION 1. Let J be a set of indices $J \subseteq \{1, 2, \dots, d\}$. Then for a given functional space \mathcal{F} , define $\mathcal{F}^J = \{g : g = f \circ \pi^{J^c}, \forall f \in \mathcal{F}\}$, where π^{J^c} is the projection map that takes element $x \in \mathbb{R}^d$ and maps it to $x^J \in \mathbb{R}^d$, by substituting elements in x indexed in the set J , by zero.

REMARK 4. Note that we can subsequently define the space $\mathcal{X}^J = \{\pi^{J^c}(x) : x \in \mathcal{X}\}$. Thus the above formulation allows us to create lower dimensional versions of a given functional space \mathcal{F} .

We are now ready for our feature selection method. The risk-RFE algorithm, defined for the parameters $\{\lambda_n, \delta_n\}$ is given as:

ALGORITHM 1 (risk-RFE). Start off with $J \equiv [\cdot]$ empty and let $Z \equiv [1, 2, \dots, d]$.

STEP 1: In the k^{th} iteration, choose feature $i_k \in Z \setminus J$ which minimize

$$(2) \quad \mathcal{R}_{L,D,H^{J \cup \{i\}}}^{\text{reg},\lambda_n}(f_{D,\lambda_n,H^{J \cup \{i\}}}) - \mathcal{R}_{L,D,H^J}^{\text{reg},\lambda_n}(f_{D,\lambda_n,H^J}),$$

STEP 2: Update $J = J \cup \{i_k\}$. Go to STEP 1.

Continue this until the difference $\min_{i \in Z \setminus J} \mathcal{R}_{L,D,H^{J \cup \{i\}}}^{reg,\lambda_n} \left(f_{D,\lambda_n,H^{J \cup \{i\}}} \right) - \mathcal{R}_{L,D,H^J}^{reg,\lambda_n} \left(f_{D,\lambda_n,H^J} \right)$ becomes larger than a pre-determined quantity δ_n , and output J as the set of indices for the features to be removed from the model.

The optimal choice of the parameters λ_n and δ_n are discussed in Section 2.6.

2.4. Number of features removed in each iteration of RFE. In Algorithm 1 above, we have discussed removing only one feature at each iteration. Similarly, one can also consider removing multiple features (say k) in a single iteration. In that case those k indices are removed that produce the k smallest values of the objective function (2) (given above) in that iteration. This number can also be defined adaptively, such that different numbers of features are removed in different iterations of the algorithm. For simplicity, we have set it to 1 for our theory, but in numerical simulations we have often defined it adaptively to speed up computations.

2.5. Heuristics on why RFE is consistent. Consider risk minimization in general, and let our goal be to find a solution $f \in \mathcal{F}$ that minimizes a given empirical criterion (like ‘regularized empirical’ risk in kernel machines). If it so happens that the minimizer of the infinite-sample risk resides in a space spanned by a lower dimensional subspace of \mathcal{X} (say \mathcal{X}^*), then it may actually suffice to find this empirical minimizer over the restriction of \mathcal{F} on \mathcal{X}^* . To avoid overfitting, this indeed becomes necessary. The need for defining the lower dimensional adaptations of a given functional class in Definition 1 in section 2.3 arises from this observation itself. Hence the motivation for our algorithm stems from the following heuristic: if any feature is superfluous for the given problem, then given all other features in the model, its contribution to the functional relationship between the output variable and the feature space should only be due to random fluctuations and therefore small. Hence the incremental risk associated with a solution in the subspace defined by ignoring this surplus feature, when compared to the solution in the original feature space, should be minimal.

2.6. Consistency results for RFE. The main result of this paper states that algorithm 1 presented in section 2.3 is consistent in finding the correct feature space in spaces admitting the nestedness or denseness property. We thus assume Condition 1 below (see Section 3 for a detailed discussion of

Condition 1 and definitions of nestedness and denseness). We further assume d , the dimension of \mathcal{X} , and d_0 , the number of relevant features, to be fixed constants. Also let J_* be the maximal set satisfying the condition $\mathcal{R}_{L,P,\mathcal{F}}^* = \mathcal{R}_{L,P,\mathcal{F}^{J_*}}^*$.

CONDITION 1.

The functional space admits the nestedness or denseness property.

THEOREM 1. *Let L be a convex locally Lipschitz continuous loss function satisfying $L(x, y, 0) \leq 1$ for all $(x, y) \in \mathcal{X} \times \mathcal{Y}$. Let H be the separable RKHS of a measurable kernel k on \mathcal{X} with $\|k\|_\infty \leq 1$. Assume, for fixed $n \geq 1$, there exist constants $a \geq 1$ and $p \in (0, 1)$ such that the entropy condition (3) given below holds. Let $\{\lambda_n\} \in [0, 1]$ be such that $\lambda_n \rightarrow 0$ and $\lim_{n \rightarrow \infty} \lambda_n n = \infty$. Also assume that there exists $c > 0$ and $\beta \in (0, 1]$ such that $A_2^{J_*}(\lambda) \leq c\lambda^\beta$ for all $\lambda \geq 0$.*

Then for $\delta_n = \epsilon_0 - O(n^{-\frac{\beta}{2\beta+1}})$, the following statements hold:

1. *The Recursive Feature Elimination Algorithm for kernel machines, defined for $\{\delta_n, \lambda_n\}$ given above, will find the correct lower dimensional subspace of the input space (\mathcal{X}^{J_*}) with probability tending to 1.*
2. *The function chosen by the algorithm achieves the minimal risk within the original RKHS H asymptotically.*

We need to define the entropy condition on the complexity of the RKHS H . Before that, note that for a given metric space (T, d) and for any integer $n \geq 1$, the n -th entropy number of (T, d) is defined as

$$e_n(T, d) := \inf \left\{ \epsilon > 0 : \exists s_1, \dots, s_{2^{n-1}} \in T \text{ such that } T \subset \bigcup_{i=1}^{2^{n-1}} B_d(s_i, \epsilon) \right\},$$

where $B_d(s, \epsilon)$ is the ball of radius ϵ centered at s , with respect to the metric d . If $S : E \mapsto F$ is a bounded linear operator between normed spaces E and F , we write $e_n(S) = e_n(SB_E, \|\cdot\|_F)$, where B_E is the unit ball in E .

Then the *entropy condition* (3) is given as

$$(3) \quad \mathbb{E}_{D_{\mathcal{X}} \sim P_{\mathcal{X}}^n} e_i(id : H \mapsto L_\infty(D_{\mathcal{X}})) \leq ai^{-\frac{1}{2p}}, \quad i \geq 1,$$

where $\mathbb{E}_{D_{\mathcal{X}} \sim P_{\mathcal{X}}^n}$ is defined as the expectation with respect to the product measure $P_{\mathcal{X}}^n$ for data $D_{\mathcal{X}} \equiv \{\mathcal{X}_1, \dots, \mathcal{X}_n\}$ being i.i.d. copies of $\mathcal{X} \sim P_{\mathcal{X}}$, and a and p are fixed constants.

REMARK 5. The proof of this theorem in a more general setting is given in Section 6.2.

REMARK 6. Conditions $L(x, y, 0) \leq 1$, and $\|k\|_\infty \leq 1$ for the kernel ‘ k ’ in Theorem 1 are assumed for simplicity and equivalent conditions such as $L(x, y, 0) \leq M$ and $\|k\|_\infty \leq k_{\text{sup}}$ for constants $M, k_{\text{sup}} > 1$ will suffice to guarantee the desired result.

REMARK 7. Note that the approximation error $A_2^H(\lambda)$ or the bias is defined as the difference between the regularized risk of $f_{P,\lambda,H}$ and the minimum risk achieved within H , and is given by $A_2^H(\lambda) = \mathcal{R}_{L,P,H}^{\text{reg},\lambda}(f_{P,\lambda,H}) - \mathcal{R}_{L,P,H}^*$. Consistency follows even in absence of the exponential bound on the approximation error. However allowing such a bound allows us to derive explicit rates for our algorithm. Also note that we actually need $A_2^J(\lambda) \leq c\lambda^\beta$ for any $J \subseteq J_*$ in general, but when nestedness or denseness holds, it actually suffices to have the condition hold for $J = J_*$.

The proof is postponed to Section 6.

3. RFE in nested or dense models. Here we discuss the scope of our feature elimination algorithm when the functional space admits certain nice properties like nestedness or denseness. We begin by defining these properties and presenting important examples of such spaces. We then discuss our inherent assumption of ‘existence of a null model’ under these setups, and show how this inherently translates into the idea of feature elimination through risk-RFE.

3.1. *Nested spaces in risk minimization.* In risk minimization, we say \mathcal{F} admits the nested property, if for a pair of index sets $J_1, J_2 \in \{1, 2, \dots, d\}$ with $J_1 \subseteq J_2$, we have $\mathcal{F}^{J_2} \subseteq \mathcal{F}^{J_1}$. This translates to admitting nested inequalities of the form $\mathcal{R}_{L,P,\mathcal{F}^{J_1}}^* \leq \mathcal{R}_{L,P,\mathcal{F}^{J_2}}^*$. One simple example is the linear space, $\mathcal{F} = \{f(x_1, \dots, x_d) = \sum_i a_i x_i : |a_i| \leq M, M < \infty\}$.

In general, RKHSs need not be nested within each other. The question is when can naturally occurring RKHSs be nested? We will see below that dot-product kernels actually do have this property.

LEMMA 2. *Dot product kernels produce nested RKHSs.*

The proof is given in the [Additional Materials and Matlab Codes](#). Dot product kernels (e.g., linear kernels) appear quite regularly in the formulation of KM problems. Other kernels might display the nested property. We will discuss the usefulness of this in section 3.3.

3.2. *Dense spaces in risk minimization.* We say that \mathcal{F} admits the denseness property, if it is dense in a functional class that admits the nested property (for example, the space of bounded measurable functions $\mathcal{L}_\infty(\mathcal{X})$ or the space of continuous and bounded functions $\mathcal{C}(\mathcal{X})$). Note that all universal kernels produce RKHSs that are dense in $\mathcal{C}(\mathcal{X})$, and also in $\mathcal{L}_\infty(\mathcal{X})$ if the loss function is convex and locally Lipschitz continuous. All non-trivial radial kernels (e.g., Gaussian RBF kernel) share this property as well [see [Micchelli et al., 2006](#)], and hence this is quite a typical framework for KM problems.

3.3. *Existence of a null model.* Existence of a null model essentially means that there exists an index set J_* such that,

$$(4) \quad \mathcal{R}_{L,P,\mathcal{F}}^* = \mathcal{R}_{L,P,\mathcal{F}^{J_*}}^*.$$

REMARK 8. Note that the above does not claim the uniqueness of J_* . Rather we say that for any set of covariates with the above property (4), there always exists a maximal set in terms of it. Also note that J_* can be empty. Here empty means that f_* does not reside in any proper restricted subspace of \mathcal{F} and thus we would need the entire space \mathcal{F} for the optimization.

In spaces which admit the nestedness property, existence of a null model is equivalent to saying that there exists a minimizer of infinite-sample risk in \mathcal{F} , which also lives in \mathcal{F}^{J_*} . This then trivially implies $\mathcal{R}_{L,P,\mathcal{F}^J}^* = \mathcal{R}_{L,P,\mathcal{F}^{J_*}}^*$ whenever $J \subseteq J_*$. If \mathcal{F} is now dense in a functional space \mathcal{G} admitting the nested property (for eg. $\mathcal{L}_\infty(\mathcal{X})$), then by Lemma S1 of [Additional Materials and Matlab Codes](#), \mathcal{F}^J is dense in \mathcal{G}^J for any $J \in \{1, 2, \dots, d\}$. Hence ‘denseness’ does not necessarily imply ‘nestedness’, but we do have the ‘almost nested’ property in the sense that any function $g \in \mathcal{F}^{J_2}$ can be well approximated by a sequence of functions $\{f_n\} \in \mathcal{F}^{J_1}$ for $J_1 \subseteq J_2$. This actually implies (4) (given above) for any $J \subseteq J_*$. Then in the finite d setting, there exists an $\epsilon_0 > 0$, such that $\mathcal{R}_{L,P,\mathcal{F}^{J_0}}^* \geq \mathcal{R}_{L,P,\mathcal{F}^{J_*}}^* + \epsilon_0$ holds whenever $J_0 \not\subseteq J_*$.

REMARK 9. The ‘nested structure’ is essentially different from the nested model setup in [Tsybakov \[2004\]](#). [Tsybakov \[2004\]](#) started with a pre-decided nested sequence of classifier sets (or models) and obtained a solution from each of these classifier sets. But here we have a graph of nested models that can include many subtrees in the sense that in every intermediate step, we are presented with multiple models within the parent model. We select the

best classifier from each of these models and opt for the one among them obtaining the best performance.

4. Case studies. In this section we show the validity of our results in many practical cases of risk minimization by discussing the results in some known settings.

4.1. Case Study 1: Linear Regression as a SVM problem with zero regularization. In a linear regression model, the functional relationship is expressed as $y = \langle \alpha, x \rangle + b_0$, where $\langle \alpha, x \rangle$ denotes the Euclidean inner product of vectors α and x , and b_0 is the bias. The prediction quality of this model can be measured by the squared-error loss function L_{LS} given as $L_{LS}(x, y, f(x)) = (f(x) - y)^2$. Our goal is to find linear weights $\hat{\alpha}$ and \hat{b}_0 for the observed data D that minimize the empirical risk. We assume that the input space $\mathcal{X} \subseteq B \subset \mathbb{R}^d$. We further assume that $\mathcal{Y} \subset \mathbb{R}$ is a closed set. The functional space \mathcal{F}_{lin} is given by $\mathcal{F}_{\text{lin}} = \{f_{\alpha, b_0} : f_{\alpha, b_0}(x) = \langle \alpha, x \rangle + b_0, (\alpha, b_0) \in \mathbb{R}^{d+1}, \|(\alpha, b_0)\|_{\infty} \leq M, \text{ for some } M < \infty\}$. We can now observe that the regularity conditions required for consistency of the recursive algorithm hold for this problem. The least squares loss function L_{LS} is convex and is locally Lipschitz continuous when \mathcal{Y} is compact. The linear space \mathcal{F}_{lin} is also an RKHS with Euclidean inner product as its kernel function, and it can be shown that it satisfies all the necessary regularity conditions. We can assume an exponential bound on the average entropy number, and in fact much stronger bounds can be obtained for the ϵ -entropies of the linear functional class [see for example [Zhang and Bartlett, 2002](#); [Williamson, 2000](#)]. The risk-RFE procedure presented in this paper translates in the linear regression case to a non-parametric backward selection method based on the value of the ‘average sum of squares of error’ or R^2 . Note that under restrictive distributional assumptions on the output vector \mathcal{Y} in a non-parametric setup, the idea of using penalized versions of $\log R^2$ like AIC, AICc or BIC are well accepted methodologies for model selection.

It must be noted that in linear regression risk-RFE can only be used when $d \leq n$ as identifiability becomes an issue otherwise. [Fan and Lv \[2008\]](#) discussed the setup of $d > n$ in detail, and we discuss this premise briefly in section 9, and omit any further mention here.

4.2. Case Study 2: Support vector machines with a Gaussian RBF kernel. Here we provide a brief review of the application of risk-RFE in the classic SVM premise for classification using a Gaussian RBF kernel. Assume that $\mathcal{Y} = \{1, -1\}$. We want to find a function $f : \mathcal{X} \mapsto \{1, -1\}$ such that for almost every $x \in \mathcal{X}$, $P(f(x) = Y | \mathcal{X} = x) \geq 1/2$. In this case, the desired

function is the Bayes decision function $f_{L,P}^*$ with respect to the loss function $L_{BC}(x, y, f(x)) = 1\{y \cdot \text{sign}(f(x)) \neq 1\}$. In practice, since L_{BC} is non convex, it is usually replaced by the hinge loss function $L_{HL}(x, y, f(x)) = \max\{0, 1 - yf(x)\}$. For SVMs with a Gaussian RBF kernel, we minimize the regularized empirical criterion $\lambda\|f\|^2 + \frac{1}{n} \sum_{i=1}^n \max\{0, 1 - y_i f(x_i)\}$ for the observed sample $D = \{(x_1, y_1), \dots, (x_n, y_n)\}$ within the RKHS $H_\gamma(\mathcal{X})$ with the kernel k_γ defined as $k_\gamma(x, y) = e^{-\gamma^2\|x-y\|_2^2}$, where $\sigma := 1/\gamma$ is called the width of the kernel k_γ .

LEMMA 3. *For classification using support vector machines with a Gaussian RBF kernel, the RFE defined for $\delta = \epsilon_0 - O(n^{-\frac{\beta}{2\beta+1}})$ where $\beta = \frac{\alpha}{\alpha+1}$, where $0 < \alpha < \infty$ is the geometric noise exponent of P on $\mathcal{X} \times \{-1, 1\}$.³*

Lemma 3 gives us a precise characterization of δ_n in this setting in terms of the geometric noise exponent of P on $\mathcal{X} \times \{1, -1\}$. The proof is given in the Appendix .

4.3. Case Study 3: Protein classification with Mismatch String kernels.

A very fundamental problem in computational biology is the classification of proteins into functional and structural classes based on homology of protein sequence data. A new class of kernels called the mismatch string kernels, are increasingly being used with kernel machines in a discriminative approach to the protein classification problem. These kernels measure sequence similarity based on shared occurrences of k length subsequences, counted with up to m mismatches. This is again a typical classification problem, where $\mathcal{Y} = \{1, -1\}$ and the hinge loss function $L_{HL}(x, y, f(x)) = \max\{0, 1 - yf(x)\}$ is again used as the surrogate loss. The (k, m) mismatch kernel [see Leslie et al., 2004, for details] is based on a feature map from the space of all finite sequences from an alphabet \mathcal{A} (with $\mathcal{C}(\mathcal{A}) = l$) to $\mathbb{Z}_{\geq 0}^{l^k}$, where l^k denotes the dimensions spanned by the set of k -length subsequences (' k -mers') from \mathcal{A} . For a fixed k -mer $\alpha = a_1 a_2 \dots a_k$, with each a_i a character in \mathcal{A} , the (k, m) -neighborhood generated by α is the set of all k -length sequences β from \mathcal{A} that differ from α by at most m mismatches. We call this set $N_{(k,m)}(\alpha)$.

The feature map $\Phi_{(k,m)}$ for a k -mer α is defined as $\Phi_{(k,m)}(\alpha) = (\phi_\beta(\alpha))_{\beta \in \mathcal{A}^k}$, where $\phi_\beta(\cdot)$ is a indicator function such that, $\phi_\beta(\alpha) = 1$ if $\beta \in N_{(k,m)}(\alpha)$, and 0 otherwise. Then for a sequence x of any length, the

³For a discussion on the geometric noise exponent we refer our readers to Steinwart and Scovel [2007].

feature map $\Phi_{k,m}$ is defined as follows:

$$\Phi_{(k,m)}(x) = \sum_{k\text{-mers } \alpha \text{ in } x} \Phi_{(k,m)}(\alpha),$$

that is, we extend the feature map additively by summing the feature vectors for all the k -mers in x . The (k, m) -mismatch kernel $K_{(k,m)}(x, y)$ is then the Euclidean inner product in the space of feature vectors:

$$K_{(k,m)}(x, y) = \langle \Phi_{(k,m)}(x), \Phi_{(k,m)}(y) \rangle.$$

For $m = 0$, we retrieve the k -spectral kernel. The kernel can be further normalized as

$$K_{(k,m)}^{\text{norm}}(x, y) = \frac{K_{(k,m)}(x, y)}{\sqrt{K_{(k,m)}(x, x)}\sqrt{K_{(k,m)}(y, y)}}.$$

Feature selection in the context of protein classification is conducted on the k -mers obtained from a protein sequence instead of the original one [see Leslie et al., 2004; Iqbal et al.]. It can be observed that the RKHS H produced by the string kernel is finite dimensional and hence satisfies the regularity conditions on the RKHS trivially, and hence, the coordinates of the transformed space (the k -mers) can be used directly for feature selection. The problem reduces down to feature selection in linear SVMs (produced by the Euclidean inner product), and the applicability of recursive feature selection becomes clear in the context of the discussions we had in case studies 4.1 and 4.2.

4.4. *Case Study 4: Image classification with χ^2 kernel.* Indexing or retrieving images is one of the main challenges in pattern recognition problems. Using color histograms as an image representation technique is useful because of the reasonable performance that can be obtained in spite of their extreme simplicity [see Swain and Ballard, 1992]. Image classification using their histogram representation has become a popular option in many such settings, and the kernel machine approach is considered a good classification technique here [see Chapelle, Haffner and Vapnik, 1999].

Selecting the kernel is important in these problems, and generalized RBF kernels of the form $K_{\rho}^{d\text{-RBF}}(x, y) = e^{-\rho d(x,y)}$ have been proven to be useful for classification in this context. In case of images as input, the histograms produced generate discrete densities and suitable comparison functions like the χ^2 function are preferred over the L_2 norm that generates the Gaussian RBF kernel, and has been used extensively for histogram comparisons [Schiele and Crowley, 1996]. The χ^2 distance is given

as $d_{\chi^2}(x, y) = \sum_i \frac{(x_i - y_i)^2}{x_i + y_i}$, and hence the χ^2 kernel has the form,

$$K_\rho^{\chi^2\text{-RBF}}(x, y) = e^{-\rho \sum_i \frac{(x_i - y_i)^2}{x_i + y_i}}.$$

If the regularity conditions given before Theorem 1 in section 2.6 are satisfied in this setup, that will establish consistency for risk-RFE here. Note that we have already established the conditions for hinge loss L_{HL} in the case study 4.2. Kernel $K_\rho^{\chi^2\text{-RBF}}$ is continuous, and the input space is separable, hence separability of $H_\rho^{\chi^2\text{-RBF}}$ follows from Lemma 4.33 of SC08. It also follows that $\|K_\rho^{\chi^2\text{-RBF}}\|_\infty \leq 1$. Since the input space \mathcal{X} can be included in a Euclidean ball and the kernel $K_\rho^{\chi^2\text{-RBF}}$ is infinitely many times differentiable, Theorem 6.26 of SC08 gives us explicit polynomial bounds on the i^{th} entropy number of RKHS generated by $K_\rho^{\chi^2\text{-RBF}}$, and hence consistency follows.

5. Assumptions for RFE in general function spaces. We now move beyond the premise that the functional space \mathcal{F} admits the nestedness or denseness property. In this section, we will study closely the scope for risk-RFE under this generalized setup.

5.1. *Assumptions.* Consider the setting of risk minimization (regularized or non regularized) with respect to a given functional space \mathcal{F} . We first note the following assumptions:

- (A1). Let J be a subset of $\{1, \dots, d\}$. Let f_{P, \mathcal{F}^J} be the function that minimizes risk within \mathcal{F}^J with respect to the measure P on $\mathcal{X} \times \mathcal{Y}$. Define $\mathcal{F}^\emptyset = \mathcal{F}$. We assume that there exists a J_* , such that, $|J_*| = d - d_0$ (where d_0 is the number of signals in the model) with $d \geq d_0 > 0$. Then for any pair (d_1, d_2) satisfying $d_1 \leq d_2 \leq d - d_0$, $\exists J_{d_1}$ and J_{d_2} with $J_{d_1} \subseteq J_{d_2} \subseteq J_*$ and $|J_{d_1}| = d_1$ and $|J_{d_2}| = d_2$, such that $\mathcal{R}_{L, P, \mathcal{F}^{J_*}}^* = \mathcal{R}_{L, P, \mathcal{F}^{J_{d_1}}}^* = \mathcal{R}_{L, P, \mathcal{F}^{J_{d_2}}}^*$.

REMARK 10. Assumption (A1) says that there exists a ‘path’ from the original input space \mathcal{X} to the correct lower dimensional space \mathcal{X}^{J_*} in the sense of equality of minimized risk within \mathcal{F}^J s along this ‘path’, and that set J_* is maximal in terms of this property. Note that J need not be unique, and there can be more than one path going down to a given J_* . For simplicity, we assume that J_* is unique, leading to \mathcal{X}^{J_*} .

The following examples aim to show that assumption (A1) above is in fact necessary in order for a well-defined recursive feature elimination algorithm

to work under this setup.

5.2. *Necessity for existence of a path in (A1).*

EXAMPLE 1. Consider the following empirical risk minimization framework. Let $X = [-1, 1]^2$ and let $Y = 0$. Let $X_1 \sim \mathcal{U}$ where \mathcal{U} is some distribution on $[-1, 1]$ and $X_2 \equiv -X_1$. Let \mathcal{F} be given as $\{c_1 X_1 + c_2 X_2, c_1, c_2 > 1\}$, and then note that \mathcal{F} neither admits the nested property nor is dense in $\mathcal{L}_\infty(\mathcal{X})$ or in any other space admitting the nested property. Let the loss function be the squared error loss, i.e., $L(x, y, f(x)) = (y - f(x))^2$. By Definition 1 in section 2.3, $\mathcal{F}^{\{1\}} = \{c_2 X_2, c_2 > 0\}$ and $\mathcal{F}^{\{2\}} = \{c_1 X_1, c_1 > 0\}$ and $\mathcal{F}^{\{1,2\}} = \{0\}$. We see that $\mathcal{R}_{L,P}(f_{P,\mathcal{F}}) = \mathcal{R}_{L,P}(f_{P,\mathcal{F}^{\{1,2\}}}) = 0$ but both $\mathcal{R}_{L,P}(f_{P,\mathcal{F}^{\{1\}}})$ and $\mathcal{R}_{L,P}(f_{P,\mathcal{F}^{\{2\}}})$ are strictly positive. Hence even if the correct lower-dimensional functional space may have minimized risk same as that of the original functional space, if there does not exist a path going down to that space, the recursive algorithm will not work. Note that the minimizer of the risk belongs to $\mathcal{F}^{\{1,2\}}$, but there is no path from \mathcal{F} to $\mathcal{F}^{\{1,2\}}$ in the sense of (A1).

5.3. *Necessity for equality in (A1).* The following example shows that equality in (A1) cannot be replaced by ‘ \leq ’.

EXAMPLE 2. Consider another empirical risk minimization framework. Let $Y \sim U(-1, 1)$ and $X \subset \mathbb{R}^3$ such that $Y = X_3 = X_2 + 1 = X_1 - 1$. Let $\mathcal{F} = \{c_1 X_1 + c_2 X_2 + c_3 X_3, c_1, c_2, c_3 \geq 1\}$, and let the loss function be squared error loss. Now by definition, $\mathcal{F}^{\{1\}} = \{c_2 X_2 + c_3 X_3, c_2, c_3 \geq 1\}$, $\mathcal{F}^{\{2\}} = \{c_1 X_1 + c_3 X_3, c_1, c_3 \geq 1\}$, $\mathcal{F}^{\{3\}} = \{c_2 X_2 + c_1 X_1, c_1, c_2 \geq 1\}$, $\mathcal{F}^{\{1,2\}} = \{c_3 X_3, c_3 \geq 1\}$, $\mathcal{F}^{\{1,3\}} = \{c_2 X_2, c_2 \geq 1\}$, $\mathcal{F}^{\{2,3\}} = \{c_1 X_1, c_1 \geq 1\}$, and $\mathcal{F}^{\{1,2,3\}} = \{0\}$. By simple calculations, we see that $\mathcal{R}_{L,P,\mathcal{F}}^* = \mathcal{R}_{L,P,\mathcal{F}^{\{1\}}}^* = \mathcal{R}_{L,P,\mathcal{F}^{\{2\}}}^* = 4/3$, $\mathcal{R}_{L,P,\mathcal{F}^{\{3\}}}^* = \mathcal{R}_{L,P,\mathcal{F}^{\{1,2,3\}}}^* = 1/3$, $\mathcal{R}_{L,P,\mathcal{F}^{\{1,3\}}}^* = \mathcal{R}_{L,P,\mathcal{F}^{\{2,3\}}}^* = 1$ and $\mathcal{R}_{L,P,\mathcal{F}^{\{1,2\}}}^* = 0$. Note that the correct dimensional subspace of the input space is $X^{\{1,2\}}$ and there exists paths leading to this space via $X \rightarrow X^{\{1\}} \rightarrow X^{\{1,2\}}$ (since $\mathcal{R}_{L,P,\mathcal{F}}^* = \mathcal{R}_{L,P,\mathcal{F}^{\{1\}}}^* > \mathcal{R}_{L,P,\mathcal{F}^{\{1,2\}}}^*$) or via $X \rightarrow X^{\{2\}} \rightarrow X^{\{1,2\}}$ (since $\mathcal{R}_{L,P,\mathcal{F}}^* = \mathcal{R}_{L,P,\mathcal{F}^{\{2\}}}^* > \mathcal{R}_{L,P,\mathcal{F}^{\{1,2\}}}^*$) in the sense of modified Assumption (A1). But there actually exists the blind path $X \rightarrow X^{\{3\}}$ too (since $\mathcal{R}_{L,P,\mathcal{F}}^* > \mathcal{R}_{L,P,\mathcal{F}^{\{3\}}}^*$), which does not lead to the correct subspace. Hence the recursive search in this case may not guarantee to lead to the correct subspace.

5.4. *Gap in the finite design setting.* Define a feature as a *signal* if and only if risk of the model gets inflated in its absence, and hence equivalently,

if a feature does not contribute to the model at all, the increase in risk (regularized or non-regularized) on its removal should be inconsequential. Then note that when the design size d is finite, assumption (A1) implies the following:

- (A2). Let $\mathcal{J}_1, \mathcal{J}_2, \dots, \mathcal{J}_N$ be the exhaustive list of such paths from \mathcal{X} to \mathcal{X}^{J_*} , and let $\tilde{\mathcal{J}} := \bigcup_{i=1}^N \mathcal{J}_i$. There exists $\epsilon_0 > 0$ such that whenever $J \notin \tilde{\mathcal{J}}$,
- $$\mathcal{R}_{L,P,\mathcal{F}^J}^* \geq \mathcal{R}_{L,P,\mathcal{F}^{J_*}}^* + \epsilon_0.$$

Note also that equality in (A1) guarantees that the recursive search will never select an important dimension $j \in J_*$ for redundancy because then (A2) would be violated. Hence the equality in (A1) will ensure that we follow the correct path recursively and (A2) gives us a stopping condition to halt at the correct input space \mathcal{X}^{J_*} . Also note from discussions in section 3.3, (A1) and (A2) are satisfied for nested or dense models. In the following section we will show that these are sufficient for a recursive feature elimination algorithm like risk-RFE to work in this generalized framework (in terms of consistency).

6. Theoretical results. Note that Theorem 1 in Section 2.6 was stated under Condition 1, but the result continues to hold if it is replaced by the more general Condition 2.

CONDITION 2.

Assumption (A1) holds.

Then in the finite design setting we can assume that (A2) holds as well. Now, we want to prove the main result under the more general premise of Condition 2. Before that however, we will note a few relevant results that will help us in establishing this theorem.

6.1. *Additional results.* We start off with the following lemma:

LEMMA 4. *Let $(\mathcal{F}, \|\cdot\|_{\mathcal{F}})$ be a separable functional space, such that the metric $\|\cdot\|_{\mathcal{F}}$ dominates pointwise convergence. Also we assume $\sup \|f\|_{\mathcal{F}} \leq C$ for some $C < \infty$ for all $f \in \mathcal{F}$. Let L be a convex, locally Lipschitz loss function such that $L(x, y, f(x)) \leq B$ for some $B < \infty$ for all $f \in \mathcal{F}$. Also assume that for fixed $n \geq 1$, \exists constants $a \geq 1$ and $p \in (0, 1)$ such that $\mathbb{E}_{D_{\mathcal{X}} \sim P_{\mathcal{X}}^n} e_i(\mathcal{F}, L_{\infty}(D_{\mathcal{X}})) \leq ai^{-\frac{1}{2p}}$, $i \geq 1$. Then, we have with probability*

greater than or equal to $1 - e^{-\tau}$,

$$\begin{aligned} \sup_{f \in \mathcal{F}} |\mathcal{R}_{L,P}(f) - \mathcal{R}_{L,D}(f)| &\leq 2B \sqrt{\frac{2\tau}{n}} + \frac{10B\tau}{3n} \\ &+ 4 \max \left\{ C_1(p)c_L(C)^p a^p B^{1-p} n^{-\frac{1}{2}}, C_2(p)c_L(C)^{\frac{2p}{1+p}} a^{\frac{2p}{1+p}} B^{\frac{1-p}{1+p}} n^{-\frac{1}{1+p}} \right\}. \end{aligned}$$

for constants $C_1(p)$, $C_2(p)$ depending only on p .

See Appendix C.1 for a proof. This lemma gives us a bound for the difference between the empirical risk of a function $f \in \mathcal{F}$ and its omniscient oracle risk. We now assume the premise of Condition 2. The above lemma helps set up the next proposition, which aims to bound the difference in the regularized empirical risk of the empirical KM solutions obtained from spaces lying in the pathway hypothesized in Assumption (A1) in section 5.

PROPOSITION 5. *Again we assume P to be a probability measure on $\mathcal{X} \times \mathcal{Y}$, and that the input space \mathcal{X} is a valid metric space. We will assume $L : \mathcal{X} \times \mathcal{Y} \times \mathbb{R} \mapsto [0, \infty]$ to be convex and locally Lipschitz continuous, satisfying $L(x, y, 0) \leq 1$ for all $(x, y) \in \mathcal{X} \times \mathcal{Y}$. Again we assume H to be the separable RKHS of a measurable kernel k on \mathcal{X} with $\|k\|_\infty \leq 1$, and that for fixed $n \geq 1$, \exists constants $a \geq 1$ and $p \in (0, 1)$ such that $\mathbb{E}_{D_{\mathcal{X}} \sim P_{\mathcal{X}}^n} e_i(\text{id} : H \mapsto L_\infty(D_{\mathcal{X}})) \leq ai^{-\frac{1}{2p}}$, $i \geq 1$. Now for a fixed $\lambda > 0$, $\epsilon > 0$, $\tau > 0$, and $n \geq 1$, and for $J_1, J_2 \in \tilde{\mathcal{J}}$ such that $J_1 \subseteq J_2 \subseteq J_*$, we have with probability P^n not less than $1 - 2e^{-\tau}$,*

$$(5) \quad \left| \mathcal{R}_{L,D,H^{J_2}}^{\text{reg},\lambda}(f_{D,\lambda,H^{J_2}}) - \mathcal{R}_{L,D,H^{J_1}}^{\text{reg},\lambda}(f_{D,\lambda,H^{J_1}}) \right| < A_2^{J_1}(\lambda) + A_2^{J_2}(\lambda) + 12B \sqrt{\frac{2\tau}{n}} + 20B \frac{\tau}{n} + 24K_2 B^{1-p} \left(\frac{a^{2p}}{\lambda^p n} \right)^{\frac{1}{2}},$$

where $A_2^{J_1}(\lambda)$ and $A_2^{J_2}(\lambda)$ are the approximation errors for the two separate RKHS classes H^{J_1} and H^{J_2} , $B := c_L(\lambda^{-1/2})\lambda^{-1/2} + 1$, and $K_2 := \max \left\{ B^p/4, C_1(p)c_L(\lambda^{-\frac{1}{2}})^p, C_2(p)c_L(\lambda^{-\frac{1}{2}})^{\frac{2p}{1+p}} \right\}$ is a constant depending only on B , p and the Lipschitz constant $c_L(\lambda^{-1/2})$.

See Appendix C.2 for a detailed proof of Proposition 5.

Note that since $B \geq 1$ and $K_2 \geq B^p/4$, we have that if $a^{2p} > \lambda^p n$,

$$\left| \mathcal{R}_{L,D,H^J}^{\text{reg},\lambda}(f_{D,\lambda,H^J}) - \mathcal{R}_{L,P,H^J}^* \right|$$

$$(6) \quad \leq \mathcal{R}_{L,D}(0) + \mathcal{R}_{L,P}(0) \leq 2 < 3B \leq 12K_2B^{1-p} \left(\frac{a^{2p}}{\lambda^p n} \right)^{\frac{1}{2}}.$$

Similarly, since $B \geq 1$ and $K_2 \geq B^p/4$, we have for $a^{2p} > \lambda^p n$,

$$\begin{aligned} & \mathcal{R}_{L,P,H^J}^{\text{reg},\lambda}(f_{D,\lambda,H^J}) - \mathcal{R}_{L,P,H^J}^* \\ & \leq \lambda \|f_{D,\lambda,H^J}\|_{H^J}^2 + \mathcal{R}_{L,D}(f_{D,\lambda,H^J}) + \mathcal{R}_{L,P}(f_{D,\lambda,H^J}) \\ & \leq \mathcal{R}_{L,P}(0) + \mathcal{R}_{L,P}(f_{D,\lambda,H^J}) \leq 1 + B \leq 2B \leq 8K_2B^{1-p} \left(\frac{a^{2p}}{\lambda^p n} \right)^{\frac{1}{2}}. \end{aligned}$$

Consequently we obtain the following two corollaries:

COROLLARY 6. *Assume the conditions of Proposition 5. For any J and all $\epsilon > 0$, $\tau > 0$, and $n \geq 1$, we have with P^n probability $> 1 - e^{-\tau}$,*

$$\begin{aligned} & \left| \mathcal{R}_{L,D,H^J}^{\text{reg},\lambda}(f_{D,\lambda,H^J}) - \mathcal{R}_{L,P,H^J}^* \right| \\ & < A_2^J(\lambda) + 6B\sqrt{\frac{2\tau}{n}} + 10B\frac{\tau}{n} + 12K_2B^{1-p} \left(\frac{a^{2p}}{\lambda^p n} \right)^{\frac{1}{2}}, \end{aligned}$$

where K_2 is as before. Additionally, if $J \in \tilde{\mathcal{J}}$, we can replace $\mathcal{R}_{L,P,\mathcal{F}^J}^*$ in the above inequality by $\mathcal{R}_{L,P,\mathcal{F}}^*$.

COROLLARY 7. ORACLE INEQUALITY FOR KM: *Assume the conditions of Proposition 5. For any J and all $\epsilon > 0$, $\tau > 0$, and $n \geq 1$, we have with P^n probability $> 1 - e^{-\tau}$,*

$$\begin{aligned} & \mathcal{R}_{L,P,H^J}^{\text{reg},\lambda}(f_{D,\lambda,H^J}) - \mathcal{R}_{L,P,H^J}^* \\ & < A_2^J(\lambda) + 4B\sqrt{\frac{2\tau}{n}} + \frac{20B\tau}{3n} + 8K_2B^{1-p} \left(\frac{a^{2p}}{\lambda^p n} \right)^{\frac{1}{2}}, \end{aligned}$$

where K_2 is as before.

Proposition 5 and Corollaries 6 and 7 jointly imply Lemma 8, given below. We will now assume the rest of the conditions stated before Theorem 1. We assume that the regularization constant λ_n converges to 0 and that $\lim_{n \rightarrow \infty} \lambda_n n = \infty$. To establish explicit rates for our algorithm, we further assume that the approximation error $A_2^J(\lambda)$ assumes a polynomial bound.

LEMMA 8. *Assume the conditions of Theorem 1 in section 2.6. Then for a sequence $\tau = o\left(n^{\frac{2\beta}{2\beta+1}}\right)$, the following statements hold:*

- i. For $J_1, J_2 \in \tilde{\mathcal{J}}$ such that $J_1 \subseteq J_2 \subseteq J_*$, there is a positive sequence $\{\epsilon_n\}$ with $\epsilon_n \rightarrow 0$ for which we have with P^n probability greater than $1 - 2e^{-\tau}$,

$$\mathcal{R}_{L,D,H^{J_2}}^{\text{reg},\lambda_n}(f_{D,\lambda_n,H^{J_2}}) \leq \mathcal{R}_{L,D,H^{J_1}}^{\text{reg},\lambda_n}(f_{D,\lambda_n,H^{J_1}}) + \epsilon_n.$$

- ii. For $J_1 \in \tilde{\mathcal{J}}$ and $J_2 \notin \tilde{\mathcal{J}}$ and for $J_1 \subset J_2$, there is a positive sequence $\{\epsilon_n\}$ with $\epsilon_n \rightarrow 0$, for which we have with P^n probability greater than $1 - 2e^{-\tau}$,

$$\mathcal{R}_{L,D}^{\text{reg},\lambda_n}(f_{D,\lambda_n,H^{J_2}}) \geq \mathcal{R}_{L,D}^{\text{reg},\lambda_n}(f_{D,\lambda_n,H^{J_1}}) + \epsilon_0 - \epsilon_n.$$

- iii. ORACLE PROPERTY FOR RISK-RFE IN KM: *The infinite-sampled regularized risk for the empirical solution f_{D,λ_n,H^J} , $\mathcal{R}_{L,P,H^J}^{\text{reg},\lambda_n}(f_{D,\lambda_n,H^J})$ converges in measure to $\mathcal{R}_{L,P,H}^*$ (and hence to $\mathcal{R}_{L,P}^*$ if the RKHS H is dense in $\mathcal{L}_\infty(\mathcal{X})$) iff $J \in \tilde{\mathcal{J}}$.*

The proof of Lemma 8 is given in Appendix C.3. We are now ready to prove Theorem 1 under condition 2.

6.2. Proof of Theorem 1 (from section 2.6).

PROOF. (1) Let \mathcal{X}^{J_*} be the correct input space and J_* be the correct set of dimensions to be removed with $|J_*| = d - d_0$. To prove the first part of Theorem 1, we show that, starting with the input space \mathcal{X} , the probability that we reach the space \mathcal{X}^{J_*} is 1 asymptotically. First let us assume that there exists only one correct ‘path’ from \mathcal{X} to \mathcal{X}^{J_*} . Let \mathcal{J}° be that correct path and $\mathcal{J}^\circ = \{J_0^\circ \equiv \{\cdot\}, J_1^\circ, \dots, J_{d-d_0}^\circ \equiv J_*\}$.

For notational ease, let us further define,

$$\begin{aligned} \mathcal{RR}_{Q_2}^{Q_1}(J_1, J_2) &:= \mathcal{R}_{L,Q_2,H^{J_1}}^{\text{reg},\lambda_n}(f_{Q_1,\lambda_n,H^{J_1}}) - \mathcal{R}_{L,Q_2,H^{J_2}}^{\text{reg},\lambda_n}(f_{Q_1,\lambda_n,H^{J_2}}) \\ (7) \quad \mathcal{RR}_{Q_2}^{Q_1}(J) &:= \mathcal{R}_{L,Q_2,H^J}^{\text{reg},\lambda_n}(f_{Q_1,\lambda_n,H^J}) - \mathcal{R}_{L,P,H}^* \end{aligned}$$

From the proof of (i) in Appendix C.3, we have $\mathcal{RR}_D^D(J_{i+1}^\circ, J_i^\circ) \leq \epsilon_n$ with probability at least $1 - 2e^{-\tau}$ for $\epsilon_n = (2c + 24\sqrt{2\tau} + 48K_2a^{2p})n^{-\frac{\beta}{2\beta+1}} + 40\tau n^{-\frac{4\beta+1}{2(2\beta+1)}}$. Now letting $J_{i+1} \neq J_{i+1}^\circ$ be any other J such that $J_i^\circ \subset J_{i+1}$ with $|J_{i+1}| = |J_i^\circ| + 1$, we have from (19) in Appendix C.3 that $\mathcal{RR}_D^D(J_{i+1}, J_i) > \epsilon_0 - \epsilon_n$ with probability at least $1 - 2e^{-\tau}$. Now if we choose $\tau = o(n^{\frac{2\beta}{2\beta+1}})$ with $\tau \rightarrow \infty$, then we see $\epsilon_n = O(n^{-\frac{\beta}{2\beta+1}})$, and hence $\delta_n \equiv \epsilon_0 - \epsilon_n$ satisfies the second inequality with the condition that

$\delta_n = \epsilon_0 - O(n^{-\frac{\beta}{2\beta+1}})$ with $\delta_n \rightarrow 0$. Now since ϵ_0 is a fixed constant, $\exists N_{\epsilon_0} > 0$ such that $\forall n \geq N_{\epsilon_0}$, $2\epsilon_n \leq \epsilon_0$. Without loss of generality we assume that $n \geq N_{\epsilon_0}$. Then we have the condition that $\mathcal{RR}_D^D(J_{i+1}^\circ, J_i^\circ) \leq \delta_n$ with probability at least $1 - 2e^{-\tau}$.

Then,

$$\begin{aligned} & P(\text{'risk-RFE finds the correct space'}) \\ & \geq P(\text{'risk-RFE follows the path } \mathcal{J}^\circ \text{ to the correct dimension space'}) \\ & = P(J_0 := J_0^\circ, J_1 := J_1^\circ, \dots, J_{d-d_0} := J_{d-d_0}^\circ, J_{d-d_0+1} := \emptyset) \\ & = P(J_0 := J_0^\circ) P(J_1 := J_1^\circ | J_0^\circ) \cdots P(J_{d-d_0} := J_{d-d_0}^\circ | J_0^\circ, \dots, J_{d-d_0-1}^\circ) \\ & \quad P(J_{d-d_0+1} := \emptyset | J_0^\circ, \dots, J_{d-d_0}^\circ), \end{aligned}$$

where ' $J_{d-d_0+1} := \emptyset$ ' means the algorithm stops at that step. Note that $P(J_0 := J_0^\circ) = 1$ and then observe,

$$\begin{aligned} & P(J_{i+1} := J_{i+1}^\circ | J_0^\circ, \dots, J_i^\circ) \\ & = P(J_{i+1} := J_{i+1}^\circ | J_i^\circ) \quad (\because \{J_0^\circ, \dots, J_{i-1}^\circ\} \text{ have already been removed}) \\ & = P(\mathcal{RR}_D^D(J_{i+1}^\circ, J_i^\circ) \leq \delta_n, \mathcal{RR}_D^D(J_{i+1}^\circ, J_i^\circ) < \mathcal{RR}_D^D(J_{i+1}^\bullet, J_i^\circ) \quad \forall J_{i+1}^\bullet \neq J_{i+1}^\circ) \\ & \geq P(\mathcal{RR}_D^D(J_{i+1}^\circ, J_i^\circ) \leq \delta_n, \delta_n < \mathcal{RR}_D^D(J_{i+1}^\bullet, J_i^\circ) \quad \forall J_{i+1}^\bullet \neq J_{i+1}^\circ) \\ & \geq 1 - P(\mathcal{RR}_D^D(J_{i+1}^\circ, J_i^\circ) > \delta_n) - \sum_{J_{i+1}^\bullet \neq J_{i+1}^\circ} P(\mathcal{RR}_D^D(J_{i+1}^\bullet, J_i^\circ) \leq \delta_n) \\ & \geq 1 - 2e^{-\tau} - 2(d-i-1)e^{-\tau} = 1 - 2(d-i)e^{-\tau}. \end{aligned}$$

Also note that,

$$\begin{aligned} & P(J_{d-d_0+1} := \emptyset | J_0^\circ, \dots, J_{d-d_0}^\circ) \\ & = P(\mathcal{RR}_D^D(J_{d-d_0+1}, J_{d-d_0}^\circ) > \delta_n \quad \forall J_{d-d_0+1} \supseteq J_{d-d_0}^\circ) \geq 1 - 2d_0e^{-\tau}. \end{aligned}$$

Hence $P(\text{'risk-RFE finds the correct space'}) \geq \prod_{i=0}^{d-d_0} (1 - 2(d-i)e^{-\tau})$. Now

for $\tau = o(n^{\frac{2\beta}{2\beta+1}})$ with $\tau \rightarrow \infty$, $P(\text{'risk-RFE finds the correct space'}) \rightarrow 1$ as $n \rightarrow \infty$.

Now let us prove the same assertion for the case when there is more than one correct 'path' from \mathcal{X} to \mathcal{X}^{J^*} . Let $\mathcal{J}_1, \dots, \mathcal{J}_N$ be an enumeration of all possible such paths. Define 'C-set' for a given set J_i (where index i denotes the i^{th} iteration of RFE) as $CS(J_i) := \{J_{i+1} : J_i, J_{i+1} \in \mathcal{J}_k \text{ for some } k\}$. Now,

$$P(\text{'risk-RFE finds the correct space'})$$

$$\begin{aligned}
 &\geq P(J_0 := J_0^\circ, J_1 := J_1^\circ \in CS(J_0^\circ), \dots, J_{d-d_0+1} := \emptyset) \\
 &= P(J_0 := J_0^\circ) P(J_1 := J_1^\circ \in CS(J_0^\circ) | J_0^\circ) \cdots P(J_{d-d_0+1} := \emptyset | J_{d-d_0}^\circ).
 \end{aligned}$$

Again as before $P(J_0 := J_0^\circ) = 1$ and $P(J_{d-d_0+1} := \emptyset | J_{d-d_0}^\circ) \geq 1 - 2d_0 e^{-\tau}$. Now note,

$$\begin{aligned}
 &P(J_{i+1} := J_{i+1}^\circ \in CS(J_i^\circ) | J_i^\circ) \\
 &\geq P(\mathcal{RR}_D^D(J_{i+1}^\circ, J_i^\circ) \leq \delta_n \mid \forall J_{i+1}^\circ \in CS(J_i^\circ), \\
 &\quad \delta_n < \mathcal{RR}_D^D(J_{i+1}^\bullet, J_i^\circ) \mid \forall J_{i+1}^\bullet \notin CS(J_i^\circ)) \\
 &\geq 1 - \sum_{J_{i+1}^\circ \in CS(J_i^\circ)} P(\mathcal{RR}_D^D(J_{i+1}^\circ, J_i^\circ) > \delta_n) \\
 &\quad - \sum_{J_{i+1}^\bullet \notin CS(J_i^\circ)} P(\mathcal{RR}_D^D(J_{i+1}^\bullet, J_i^\circ) \leq \delta_n) \\
 &\geq 1 - 2|CS(J_i^\circ)| e^{-\tau} - 2|CS(J_i^\circ)^c| e^{-\tau} = 1 - 2(d-i)e^{-\tau},
 \end{aligned}$$

since $|CS(J_i^\circ)| + |CS(J_i^\circ)^c| = d - i$. Hence again we have that,

$$P(\text{'risk-RFE finds the correct space'}) \geq \prod_{i=0}^{d-d_0} (1 - 2(d-i)e^{-\tau}).$$

$\tau = o(n^{\frac{2\beta}{2\beta+1}})$ with $\tau \rightarrow \infty$, $P(\text{'risk-RFE finds the correct space'}) \rightarrow 1$ as $n \rightarrow \infty$.

(2) To prove the second part of Theorem 1 just observe that if J_{end} is the last iteration of the algorithm in risk-RFE, then from (20) in Appendix C.3, and recycling arguments given at the beginning of the first part of the proof we have that

$$\begin{aligned}
 &P(|\mathcal{RR}_D^D(J_{\text{end}})| \leq \delta_n) \\
 &= P(|\mathcal{RR}_D^D(J_*)| \leq \delta_n) P(J_{\text{end}} = J_*) \\
 &\quad + P(|\mathcal{RR}_D^D(J_{\text{end}})| \leq \delta_n | J_{\text{end}} \neq J_*) P(J_{\text{end}} \neq J_*) \\
 &\geq P(|\mathcal{RR}_D^D(J_*)| \leq \delta_n) P(J_{\text{end}} = J_*) \\
 &\geq (1 - e^{-\tau}) \prod_{i=0}^{d_0} (1 - 2(d-i)e^{-\tau}).
 \end{aligned}$$

So for $\tau = o(n^{\frac{2\beta}{2\beta+1}})$ with $\tau \rightarrow \infty$,

$$P\left(\left|\mathcal{R}_{L,D,H^{J_{\text{end}}}}^{\text{reg}, \lambda_n}(f_{D, \lambda_n, H^{J_{\text{end}}}}) - \mathcal{R}_{L,P,H}^*\right| \leq \delta_n\right) \rightarrow 1 \text{ with } n \rightarrow \infty. \quad \square$$

REMARK 11. Although (20) in Appendix C.3 was asserted for η_n , we do have $\eta_n < \epsilon_n < \delta_n \forall n \geq N_{\epsilon_0}$, so the proof for the second part of the theorem will hold true for δ_n .

7. Discussion on the high dimensional framework when dimension d grows with sample size n . Our results till now have been derived under the assumption that $\dim(\mathcal{X}) = d$ is fixed. In this section, we discuss the theoretical properties of risk-RFE when both d , the dimension of \mathcal{X} , and d_0 , the number of relevant features, go to infinity with n . We provide modified arguments to achieve consistency as achieved in fixed design settings.

7.1. *The modified algorithm.* Assume that $\mathcal{X} \in \mathbb{R}^d$, and that the observed data $D = \{(X_1, Y_1), \dots, (X_n, Y_n)\} \sim \text{i.i.d. } P_{\mathcal{X} \times \mathcal{Y}}^d$, where the probability distribution of the design depends on the dimension d of the input space \mathcal{X} . The modified feature selection algorithm is given below.

ALGORITHM 2. *Replace the stopping condition in Algorithm 1 in section 2.3 from δ_n to $\delta_n^{P^d}(d - |J|)$, where $\delta_n^{P^d}(\cdot)$ is a known positive function intrinsic to the design P^d .*

The only modification of the algorithm lies in the stopping rule. The fixed constant δ_n in the fixed design problem is replaced by the function $\delta_n^{P^d} : \{1, \dots, d\} \mapsto \mathbb{R}$. Figure 1 shows a visual representation of the stopping condition in this case. Extending the rationale from the fixed design case, $\delta_n^{P^d}$ acts as a functional upper bound for the difference of the regularized risks (that we use as the objective function for risk-RFE). In other words, at iteration i of the algorithm, $\delta_n^{P^d}(d - i)$ acts as the maximal allowance that the difference of regularized risks (between models at subsequent iterations) can attain at this iteration. Hence, the point where this difference finally jumps above $\delta_n^{P^d}$, is where our algorithm is stopped, and the features left in the model are retained as potential signals.

7.2. *Modified assumptions.* To achieve consistency for this algorithm, we need to revisit our assumptions again. Let us consider the most general framework (Condition 2 in section 6). We keep assumption (A1) (from section 5) fixed, but (A2) does not follow anymore since the fixed gap made sense only in a fixed design problem. In a varying design problem, this gap might diminish and shrink to 0 as d tends to infinity. Hence (A2) is modified to (A2*) to accommodate these dynamics and is given below:

(A2*). Let $\mathcal{J}_1, \mathcal{J}_2, \dots$ be an enumeration of paths from \mathcal{X} to \mathcal{X}^{J^*} , and let $\tilde{\mathcal{J}} := \bigcup_i \mathcal{J}_i$. There exists a monotonically decreasing function $\epsilon_0^{P^d}(\cdot)$, intrinsic to the problem and positive, such that for $J_1 \in \tilde{\mathcal{J}}$, $J_2 \notin \tilde{\mathcal{J}}$ with $|J_2| = |J_1| + 1$, we have

$$(8) \quad \mathcal{R}_{L, P^d, \mathcal{F}^{J_2}}^* \geq \mathcal{R}_{L, P^d, \mathcal{F}^{J_1}}^* + \epsilon_0^{P^d}(d - |J_1|).$$

Our assumption now reflects the varying gap size. For a problem P^d , $\epsilon_0^{P^d}(\cdot)$ is a strictly positive and monotonically decreasing function from $\{1, \dots, d\} \mapsto \mathbb{R}$, such that $\epsilon_0^{P^d}(d-d_0)$ goes to zero in limit, when $d \rightarrow \infty$ (d_0 can potentially grow with n as well, but we will restrict to the case when $d - d_0$ necessarily grows with n , for example when $d_0 = O(d^\alpha)$ for $0 < \alpha < 1$ and d grows with n). Hence there are two different asymptotic conditions acting on $\delta_n^{P^d}(\cdot)$ here, with $\delta_n^{P^d}(\cdot) \rightarrow \epsilon_0^{P^d}(\cdot)$ as $n \rightarrow \infty$, and additionally $\delta_n^{P^d}(d - d_0) \rightarrow 0$ as d and n go to infinity.

7.3. Regularity conditions. With the growing design size, the regularity conditions need to be restated as well. The entropy bound for a RKHS H (and the approximation bound on the regularization error) may very well depend on the growth of dimensions, and such relationships are characteristic of the kernel k that we use, as well as the input-output space, and hence should be analyzed on a case by case basis. A generalized bound that governs the relationship is not only difficult to establish but may also be suboptimal in many other settings. We restrict our discussion to the setting of Condition 1 from Section 2.6. We also assume regularity conditions (RC) below:

(RC). There exist constants $\tilde{a} \geq 1$ and some $p \in (0, 1)$ such that $\mathbb{E}_{D_{\mathcal{X}} \sim P_{\mathcal{X}}^{d,n}} e_i(id : H \mapsto L_\infty(D_{\mathcal{X}})) \leq O(f(d)) \tilde{a} i^{-\frac{1}{2p}}$, $i \geq 1$. In addition there exists a $\tilde{c} > 0$ and $\beta \in (0, 1]$ such that $A_2^{J_*}(\lambda) \leq O(g(d_0)) \tilde{c} \lambda^\beta$ for J_* defined before and $\|J_*\| = d_0$, and for all $\lambda \geq 0$, for some functions $f(\cdot)$ and $g(\cdot)$ on $\mathbb{N} \mapsto \mathbb{R}$. We also assume that there exists a $\gamma \in \left(0, \frac{\beta}{2\beta+1}\right]$ such that,

- $O(g(d_0)) \leq C_1 n^{\frac{\beta}{2\beta+1} - \gamma}$,
- $O(f(d)) \leq C_2 n^{\frac{\beta}{2\beta+1} - \gamma}$,
- $d = o(e^{0.5n^{\frac{2\beta}{2\beta+1}}})$.

7.4. Consistency under (RC). Under condition (RC), it can be seen that the modifications required for bounds in Lemma 4 – Corollary 7 from section 6 can be achieved by replacing a by $O(f(d)) \tilde{a}$ and c by $O(f(d_0)) \tilde{c}$. Lemma 8 can now be restated by replacing ϵ_n by $\epsilon_{n,d} = (2O(f(d_0)) \tilde{c} + 24\sqrt{2\tau} + 48K_2 a^{2p} O(f(d))^{2p}) n^{-\frac{\beta}{2\beta+1}} + 40\tau n^{-\frac{4\beta+1}{2(2\beta+1)}}$. Suppose now that we can show $\epsilon_{n,d}$ goes to 0 in limit, Then Statements (i) and (iii) in Lemma 8 will continue to hold under slightly restated versions (P^n is replaced with $P^{d,n}$ to denote

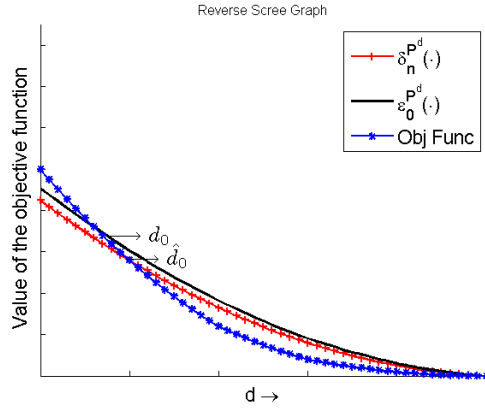


FIG 1. Stopping rule for the modified algorithm in the growing design size setting: A potential case

the appropriate probability measure), while Statement (ii) can be changed to the following:

- ii*. For $J_1 \in \tilde{\mathcal{J}}$ and $J_2 \notin \tilde{\mathcal{J}}$ and for $|J_2| = |J_1| + 1$, there is a positive sequence $\{\epsilon_{n,d}\}$ with $\epsilon_{n,d} \rightarrow 0$, such that we have with $P^{d,n}$ probability greater than $1 - 2e^{-\tau}$,

$$\mathcal{R}_{L,D,H^{J_2}}^{\text{reg},\lambda_n}(f_{D,\lambda_n,H^{J_2}}) \geq \mathcal{R}_{L,D,H^{J_1}}^{\text{reg},\lambda_n}(f_{D,\lambda_n,H^{J_1}}) + \epsilon_0^{P^d}(d - |J_1|) - \epsilon_{n,d}.$$

Under the modified statement, consistency can be established. It can be easily observed that the initial steps in the proof of Theorem 1 in section 6.2 continue to hold by taking $\delta_n^{P^d}(d - |J|) = \epsilon_0^{P^d}(d - |J|) - \epsilon_{n,d}$ for design \mathcal{X}^J , and now we further assume that $\sup_{d \in \mathbb{N}} \liminf_{n \rightarrow \infty} \frac{\epsilon_0^{P^d}(d - d_0)}{\epsilon_{n,d}} > 2$. This allows us to define a sequence $\{N_1, \dots, N_d, \dots\}$, such that $2\epsilon_{n,d} \leq \epsilon_0^{P^d}(d - d_0)$, whenever $n > N_d$. Since $\epsilon_0^{P^d}(\cdot)$ is a decreasing function, the subsequent steps follow and we arrive at,

$$\begin{aligned} P(\text{'RFE finds the correct space'}) &\geq \prod_{i=0}^{d-d_0} (1 - 2(d-i)e^{-\tau}) \\ &\gtrsim (1 - 2de^{-\tau})^d, \end{aligned}$$

where the last approximate inequality follows assuming $2de^{-\tau} < 1$ for sufficiently large n , and $\tau = o(n^{\frac{2\beta}{2\beta+1}})$ with $\tau \rightarrow \infty$. Now for the limiting infinite

product to converge to 1 when $n, d \rightarrow \infty$, we have

$$(1 - 2de^{-\tau})^d = \left(\left(1 - \frac{2d}{e^\tau} \right)^{-\frac{e^\tau}{2d}} \right)^{-\frac{2d^2}{e^\tau}}.$$

Hence if we assume $d^2e^{-\tau} \rightarrow 0$, the above quantity converges to 1 in limit. Consequently for consistency results to hold, d needs to grow slower than a certain rate in terms of the sample size n . Since τ can be chosen to be $o(n^{\frac{2\beta}{2\beta+1}})$ implies that $de^{-\tau/2} \approx de^{-0.5n^{\frac{2\beta}{2\beta+1}}}$, and hence $d = o(e^{0.5n^{\frac{2\beta}{2\beta+1}}})$ suffices.

We now need to ensure that asymptotically $\epsilon_{n,d}$ goes to 0. Since $\tau = o(n^{\frac{2\beta}{2\beta+1}})$, this reduces $\epsilon_{n,d}$ to $\epsilon_{n,d} = O(f(d))n^{-\frac{\beta}{2\beta+1}} + O(g(d_0))n^{-\frac{\beta}{2\beta+1}} + o(1)$. Fix a constant $\gamma \in \left(0, \frac{\beta}{2\beta+1}\right]$ such that $\epsilon_{n,d_n} = O(n^{-\gamma})$, then $O(g(d_0)) \leq C_1n^{\frac{\beta}{2\beta+1}-\gamma}$ and $O(f(d)) \leq C_2n^{\frac{\beta}{2\beta+1}-\gamma}$ must hold to ensure $\epsilon_{n,d}$ goes to 0.

THEOREM 9. *Assume regularity conditions (RC) along with the rest of the conditions before Theorem 1. Then there exists $\delta_n^{P^d}(\cdot) = \epsilon_0^{P^d} - O(n^{-\gamma})$ where $\gamma \in \left(0, \frac{\beta}{2\beta+1}\right]$, such that statements 1 and 2 from Theorem 1 in section 2.6 continue to hold for risk-RFE algorithm with $\{\delta_n^{P^d}(\cdot), \lambda_n\}$.*

Let us now look at the allowed dimensionality growth under certain forms of $f(\cdot)$ and $g(\cdot)$.

- (RC1). $f(d) = c_1$ and $g(d_0) = c_2$. Under this setting we can allow rates as high as $d = o(e^{0.5n^{\frac{2\beta}{2\beta+1}}})$ with $d_0 = O(d^\alpha)$ with $0 < \alpha < 1$ and the algorithm will continue to learn at $\gamma = \frac{\beta}{2\beta+1}$.
- (RC2). $f(d) = e^d$ and $g(d_0) = e^{d_0}$. Under this setting it can be seen that we need $d = O(\log n)$. We can still allow $d_0 = O(d^\alpha)$ with $0 < \alpha < 1$, and the algorithm learns at $0 < \gamma < \frac{\beta}{2\beta+1}$.
- (RC3). DIMENSIONALITY GROWTH IN THE GAUSSIAN RBF KERNEL: $f(d) = e^d$ and $g(d) = d_0^{cd_0}$. Under this, we can continue to have $d = O(\log n)$ but now we need $d_0 \log d_0 = O(\log n)$ and the algorithm learns at $0 < \gamma < \frac{\beta}{2\beta+1}$.

For a more detailed discussion on (RC3), please see the [Additional Materials and Matlab Codes](#).

8. Simulation studies. In this section we present a short simulation study to illustrate the usefulness of risk-RFE for feature elimination in KMs. Although risk-RFE is more useful in non-linear settings, we start off with a linear setting first to show that it can perform as well as notable linear methods like SCAD and LASSO in such a setting. And then, in the next part of this section, we move on to simple non-linear settings and demonstrate that risk-RFE dominates all the compared methods in such scenarios.

8.1. *Selection of features and consistency.* The main aim of this section is to evaluate our consistency results through numerical examples, and a method for selection of the subset of features. We consider two different data-generating mechanisms, one in classification, and the other in regression. We look at four different scenarios (a) total number of covariates is 15 of which 4 are relevant, (b) 30 covariates with 7 relevant, (c) 50 covariates with 7 relevant, (d) 200 covariates with 10 relevant. For classification,

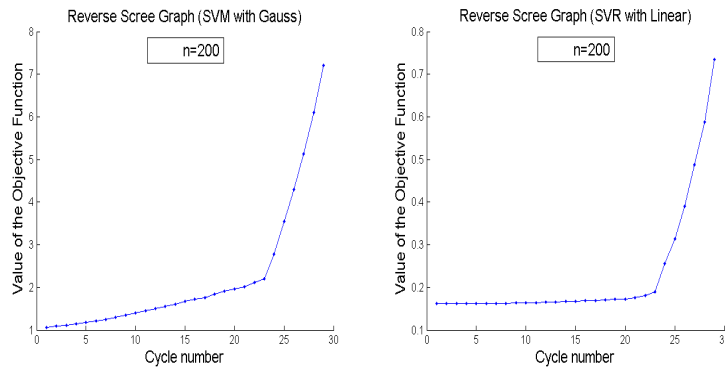


FIG 2. Reverse Scree Graph for one run of the simulations for (a) SVM with Gaussian Kernel (b) SVR with Linear Kernel with $d = 30$, $d_0 = 7$

we consider the hinge loss L_{HL} as the surrogate replacement of the 0 – 1 loss, and the KM function is computed using the Gaussian RBF kernel $k_\gamma(x_1, x_2) = \exp\{-\frac{1}{\gamma^2}\|x_1 - x_2\|_2^2\}$. Covariates X are generated uniformly on $[-1, 1]$, and the output Y is associated through a linear relationship with the covariate space X given as $Y = \text{sign}(\omega'X)$, where ω is the coefficient vector with only first few elements non-zero (corresponding to the relevant features chosen at random from a list of coefficients) and the rest are zero. The effect size of the relevant features are fixed to be either 0.5 or 1 except for the classification example in the high dimensional setting of $d = 200$, $d_0 = 10$, where we enhance them by 50% to get more meaningful comparisons. We initialize

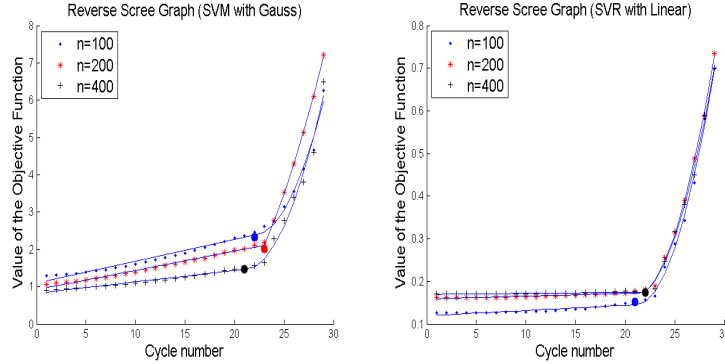


FIG 3. *Linear-Quadratic mixture change point analysis for (a) SVM with Gaussian Kernel for comparable cross validation values of λ and kernel width γ and (b) SVR with Linear Kernel for comparable cross validation values of λ , with $d = 30$, $d_0 = 7$ for varying sample sizes. The bold dots represent the estimated change points.*

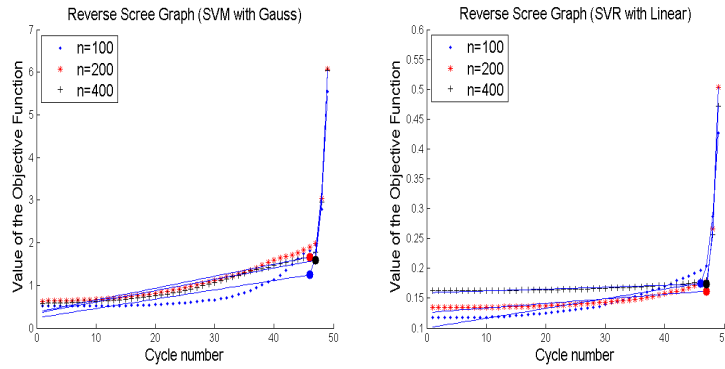


FIG 4. *Linear-Quadratic mixture change point analysis for (a) SVM with Gaussian Kernel for comparable cross validation values of λ and kernel width γ and (b) SVR with Linear Kernel for comparable cross validation values of λ , with $d = 50$, $d_0 = 3$ for varying sample sizes. The bold dots represent the estimated change points.*

the original SVM function using a 5-fold cross validation on the kernel width γ and the regularization parameter λ and they are chosen from the set of values $(\frac{2}{n\lambda}, \gamma) = (0.01 \times 10^i, j)$, $i = \{0, 1, 2, 3, 4\}$, $j = \{1, 2, 3, 4\}$, where n is the sample size for the given setting. We use a linear kernel $k(x_1, x_2) = \langle x_1, x_2 \rangle$ with the ϵ -insensitive loss $L_\epsilon(x, y, f(x)) = \max\{0, |y - f(x)| - \epsilon\}$ to treat the regression setting. The value of ϵ was fixed at 0.1. Covariates are generated as before and Y is still associated linearly with X , generated as $Y = \omega'X + \frac{1}{3}N_{\dim(X)}(0, 1)$. As before we initialize with a 5-fold cross validation on

λ . We repeat the procedures for different sample sizes $n = \{100, 200, 400\}$. We also repeat each simulation 100 times. The entire methodology was implemented in MATLAB. For implementation of the SVM functions, we used the SPIDER library for MATLAB⁴, which already has a feature elimination algorithm based on Guyon’s RFE, and we modified it to suit our criterion for deletion. The codes for the algorithm and the simulations are given in the [Additional Materials and Matlab Codes](#).

One crucial question we face in feature elimination is when to stop. Note that Guyon’s RFE has no inherent rule in this regard - it can only output the entire set of ranked features. One beautiful aspect of the risk-RFE algorithm is precisely that it can be used not only to rank features, but also for automatic selection of the optimal subset. This is achieved by noting this - in our theory, we proposed the existence of a gap ϵ_0 and showed that asymptotically the empirical regularized risk of a model with at least one important feature missing exceeds that of a correct model by at least this amount. Practically it is very difficult to characterize this gap directly from the theory for a given setting, but its existence can be observed from plotting the objective function values at each iteration. Hence we can use the ‘Scree graph’ of the objective function to build an auto-selection rule (for more on Scree graphs refer to chapter 6 of [Jolliffe \[2002\]](#)).

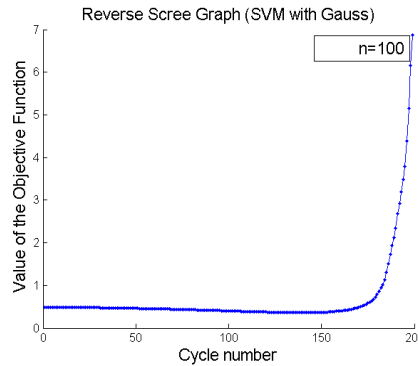


FIG 5. *Reverse Scree Graph for one run of the simulations for SVM with Gaussian Kernel with $d = 200$, $d_0 = 10$*

Looking at Figure 2, it seems that a change-point model can be used for curve-fitting here, since we expect a change in the slope of the objective function as soon as we start eliminating significant features from the model

⁴The Spider library for Matlab can be downloaded from <http://www.kyb.tuebingen.mpg.de/bs/people/spider/>

Classification	$n = 100$				$n = 200$				$n = 400$			
	% no error	% 1 error	% >1 error	Mean Test Err	% no error	% one error	% >1 error	Mean Test Err	% no error	% 1 error	% >1 error	Mean Test Err
$d = 15, d_0 = 4$												
SVM-G RRFE (NR)	97	3	0	0.05	100	0	0	0.03	100	0	0	0.02
SVM-L RRFE (NR)	99	1	0	0.04	100	0	0	0.02	100	0	0	0.01
SVM-G GRFE	17	38	45	0.20	19	32	49	0.21	32	21	47	0.18
SVM-L GRFE	36	41	23	0.16	61	27	12	0.11	77	18	5	0.07
SCAD SVM	98	2	0	0.04	100	0	0	0.02	100	0	0	0.01
Log Reg Lasso	94	6	0	0.03	100	0	0	0.01	100	0	0	0.01
$d = 30, d_0 = 7$												
SVM-G RRFE (NR)	62	34	4	0.09	100	0	0	0.04	100	0	0	0.03
SVM-L RRFE (NR)	72	24	4	0.08	100	0	0	0.03	100	0	0	0.02
SVM-G GRFE	1	7	92	0.24	10	9	81	0.26	2	6	92	0.26
SVM-L GRFE	10	24	75	0.23	23	36	41	0.16	55	32	13	0.10
SCAD SVM	83	14	3	0.08	100	0	0	0.03	100	0	0	0.02
Log Reg Lasso	46	49	5	0.09	96	4	0	0.02	100	0	0	0.01
$d = 50, d_0 = 3$												
SVM-G RRFE (NR)	95	5	0	0.05	100	0	0	0.03	100	0	0	0.02
SVM-L RRFE (NR)	94	6	0	0.06	100	0	0	0.03	100	0	0	0.01
SVM-G GRFE	29	54	17	0.14	41	55	4	0.10	37	58	5	0.10
SVM-L GRFE	41	30	29	0.20	59	27	14	0.13	89	9	2	0.04
SCAD SVM	98	2	0	0.06	100	0	0	0.03	100	0	0	0.01
Log Reg Lasso	97	3	0	0.02	100	0	0	0.01	100	0	0	0.01
$d = 200, d_0 = 10$												
SVM-G RRFE (NR)	5	12	83	0.27	72	24	4	0.07	100	0	0	0.04
SVM-G RRFE (CP)	10	25	65	0.21	76	21	3	0.09	100	0	0	0.02
SVM-L RRFE (NR)	0	6	94	0.26	34	33	33	0.13	97	3	0	0.05
SVM-L RRFE (CP)	11	29	60	0.25	56	37	7	0.10	100	0	0	0.03
SVM-G GRFE	0	0	100	0.42	0	0	100	0.40	2	3	95	0.36
SVM-L GRFE	0	6	94	0.26	30	39	31	0.15	96	4	0	0.09
SCAD SVM	3	18	79	0.24	69	26	5	0.11	100	0	0	0.05
Log Reg Lasso	0	2	98	0.21	42	45	13	0.08	99	1	0	0.02

TABLE 8.1. Comparison between (a) SVM-G RRFE - risk-RFE with SVM Gauss, (b) SVM-L RRFE - risk-RFE with SVM Linear, (c) SVM-G GRFE - Guyon RFE with SVM Gauss (d) SCAD SVM - Linear SVM with SCAD (e) Log Reg Lasso - Logistic Regression with LASSO in a classification setting ('NR' denotes using naive ranks, 'CP' denotes using change point method) under linearity

(because of the aforementioned gap). Thus, one plausible way is to fit a change point regression model on the empirical objective function, and to infer the estimated change point as the ad-hoc stopping rule. For the belief that the change in the objective function is negligible to the left of the change point, so we fit a linear trend there. To the right however, these changes might show non-linear trends, and hence, we try both linear and

quadratic trends to model them in our simulations. At least for the examples we tried, the quadratic trend seemed to work better. Figures 3 and 4 show our analysis where we use the mixture of linear-quadratic fits.

Regression	$n = 100$				$n = 200$				$n = 400$			
	% no error	% 1 error	% >1 error	Mean Test Err	% no error	% one error	% >1 error	Mean Test Err	% no error	% 1 error	% >1 error	Mean Test Err
$d = 15, d_0 = 4$												
SVR-L RRFE	100	0	0	0.12	100	0	0	0.12	100	0	0	0.11
SVR-L GRFE	100	0	0	0.12	100	0	0	0.12	100	0	0	0.11
Lin Reg Lasso	100	0	0	0.12	100	0	0	0.12	100	0	0	0.11
$d = 30, d_0 = 7$												
SVR-L RRFE	100	0	0	0.13	100	0	0	0.12	100	0	0	0.11
SVR-L GRFE	100	0	0	0.13	100	0	0	0.12	100	0	0	0.11
Lin Reg Lasso	99	1	0	0.12	100	0	0	0.12	100	0	0	0.11
$d = 50, d_0 = 3$												
SVR-L RRFE	100	0	0	0.13	100	0	0	0.11	100	0	0	0.11
SVR-L GRFE	100	0	0	0.13	100	0	0	0.11	100	0	0	0.11
Lin Reg Lasso	100	0	0	0.12	100	0	0	0.11	100	0	0	0.11
$d = 200, d_0 = 10$												
SVR-L RRFE	80	14	6	0.22	100	0	0	0.13	100	0	0	0.12
SVR-L GRFE	81	14	5	0.22	100	0	0	0.13	100	0	0	0.12
Lin Reg Lasso	49	31	20	0.24	98	2	0	0.12	100	0	0	0.11

TABLE 8.2. Comparison between (a) SVM-L RRFE - risk-RFE with SVM Linear, (b) SVM-G GRFE - Guyon RFE with SVM Gauss (c) Lin Reg Lasso - Linear Regression with LASSO in a regression setting (only ‘NR’ was used) under linearity

As a first confirmatory step, we decide to compare the performance of risk-RFE with that of Guyon’s RFE to see if we indeed have enhanced performance in consistency of feature selection. We also compare it with other popular methods of feature selection in linear methods, namely SCAD SVM and logistic regression with LASSO in classification, and with linear regression with LASSO in regression. We present our results in Table 8.1 (classification) and Table 8.2 (regression). We look at the percentage of times the algorithms (a) made no errors, (b) made only one error, or (c) made multiple errors, and also note the average test prediction error. Since the number of important features is known in each setting, instead of using the change point model, we take a more conservative approach, called the naive rank approach (NR) (this was also used for feature selection using Guyon’s RFE) to calculate the errors for risk-RFE: a mistake is made if rank of any of the signals is lower than the total number of important features in

the model.

For the penalized methods, we use an ad-hoc cross validation technique to select the minimum amount of penalization that would result in retaining at least as many features as there are important features in the model. However, in the high dimensional case with $n/d = 1/2$ ($d = 200, d_0 = 10, n = 100$), we use both the CP and NR formulations of risk-RFE to show that using the change point (CP) model can potentially do better at feature selection than using just the naive ranks, as the change point model can allow for better retention of signals at the cost of some additional noise in the model (see Figure 5).

Method	Misclass Error		Consistency of selection		
	Mean	Std Err	Prop. all correct	Prop. 1 wrong	Prop. both wrong
SVM with risk-RFE (Gauss)	0.06	0.02	1	0	0
SVM with Guyon-RFE (Gauss)	0.07	0.05	0.94	0	0.06
Logistic Regression with Lasso	0.25	0.04	0.02	0.3	0.68
SCAD SVM	0.26	0.05	0.10	0	0.90
SVM without selection	0.18	0.04	na	na	na

TABLE 8.3. *Non linear classification*

Since the underlying relationship between Y and the features X is linear in each of the simulated examples in this section, we expect penalized methods to perform at least as well as risk-RFE in these settings. For the regression example, as can be seen in Table 8.2, all methods are performing equally well in the lower dimensional settings, while LASSO is actually doing worse than both risk-RFE and Guyon’s RFE when n was small in the high dimensional setting ($d = 200, d_0 = 10$). In the classification setting (see Table 8.1), Guyon’s RFE is performing very poorly even when the sample size is high (using a linear kernel only improves the performance somewhat, but it is still quite poor), which justifies the need for the modification to get more consistent performances that we see from risk-RFE. Risk-RFE is dominating the performance of LASSO as well, more so in the smaller sample sizes, while in larger sample sizes both are performing equally well. Unsurprisingly, SCAD SVM is showing the best comparative performance here. Risk-RFE performs somewhat poorly in comparison to SCAD only in the setting $d = 30, d_0 = 7, n = 100$, while it does equally well as SCAD in all other settings. In fact, in the high dimensional setting ($d = 200, d_0 = 10$) when $n = 100$, using the change point method allowed risk-RFE to pick out signals with at most one mistake about 40% of the times, compared to 21% of the times that SCAD was able to do so. On further inspection of this

setting, it was seen that when the CP method was used, risk-RFE allowed at most 5 mistakes overall (2-5 mistakes the remaining 60% of the time). Risk-RFE with NR is actually doing similarly as SCAD SVM in this regard (both made 2-5 errors about 70% of the time) in this scenario. A look at Table 8.1 reveals that although logistic regression with LASSO is not always the best performing feature selection method, but it still obtains low misclassification errors (in cases when its feature selection performance actually improves). This is probably due to the fact that the underlying relationships are all linear (in contrast to results in the next section where it obtains very poor misclassification errors), an effect the linear SVM couldn't replicate (as can be seen from errors obtained from the SCAD SVM and risk-RFE with Linear SVM).

Method	Misclass Error		Consistency of selection		
	Mean	Std Err	Prop. all correct	Prop. 1 wrong	Prop. 2/3 wrong
SVM with risk-RFE (Gauss)	0.28	0.14	0.78	0.12	0.10
SVM with Guyon-RFE (Gauss)	0.28	0.14	0.8	0.12	0.08
Logistic Regression with Lasso	0.49	0.03	0.02	0.02	0.96
SCAD SVM	0.48	0.04	0	0	1
SVM without selection	0.46	0.03	na	na	na

TABLE 8.4. *Non linear classification (presence of colinearity)*

8.2. *Risk-RFE in the non linear setup.* As previously mentioned, risk-RFE becomes really powerful when the underlying functional form of the decision function is non-linear. In this section, we look at some simple non-linear settings in both classification and regression to ascertain the performance of risk-RFE in such scenarios. We consider two settings: (a) absence of colinearity or (b) presence of colinearity in covariates. In case (a), we generate ten features uniformly from $[-2, 2]^{10}$, of which only two are important. In classification, Y takes 1 inside the smaller square ($-1 \leq X_1 \leq 1, -1 \leq X_2 \leq 1$), and takes -1 inside the region formed between this square and the larger one given by ($-2 \leq X_1 \leq 2, -2 \leq X_2 \leq 2$). In regression, Y is given as $Y = \frac{a_1 X_1 X_2}{(1+a_2 X_1)^2}$, where a_1, a_2 are strictly positive constants. In case (b), we generate fifty features uniformly from $[-2^{\frac{1}{3}}, 2^{\frac{1}{3}}]^{50}$ of which only three are important, and these are either positively or negatively correlated amongst themselves. In classification, we define Y to be 1 inside the cube ($-1 \leq X_1 \leq 1, -1 \leq X_2 \leq 1, -1 \leq X_3 \leq 1$), and -1 inside the region formed between this cube and the larger cube given as $(-2^{\frac{1}{3}} \leq X_1 \leq 2^{\frac{1}{3}}, -2^{\frac{1}{3}} \leq X_2 \leq 2^{\frac{1}{3}}, -2^{\frac{1}{3}} \leq X_3 \leq 2^{\frac{1}{3}})$. In regression, Y is

now given as $Y = \frac{a_1 X_1 X_2}{(1+a_2 X_1)^2} + \frac{a_3 X_2 X_3}{(1+a_4 X_2)^2}$, where a_1, a_2, a_3 and a_4 are strictly positive constants.

Method	Mean Squared Error		Consistency of selection		
	Mean	Std Err	Prop. all correct	Prop. 1 wrong	Prop. both wrong
SVM with risk-RFE (Gauss)	0.38	0.20	1	0	0
SVM with Guyon-RFE (Gauss)	0.38	0.20	1	0	0
Linear Regression with Lasso	1.90	0.55	0	0.44	0.56
SVM without selection	0.65	0.22	na	na	na

TABLE 8.5. *Non linear regression*

In classification, we compare risk-RFE with Guyon’s RFE, SCAD SVM and logistic regression with LASSO, and in regression, we compare risk-RFE with Guyon’s RFE and linear regression with LASSO. In all scenarios, we use the Gaussian RBF kernel to train the SVM for running the RFE algorithms, and use the naive ranks for obtaining the correct set for all of them. The results for classification are given in tables 8.3 and 8.4, while those for regression are given in 8.5 and 8.6. As suspected, risk-RFE is doing substantially better than SCAD and LASSO in all scenarios (not surprisingly both SCAD and LASSO perform very poorly in all scenarios they were used in), and was able to pick the correct features consistently in most cases. Guyon’s RFE is doing relatively well as well, owing to the fact that it is applicable in the non-linear setting as well. Guyon’s RFE is doing slightly better than risk-RFE in classification under colinearity, while doing very poorly under colinearity in the regression case. On the other hand, performance of risk-RFE did not drop too much across examples.

Method	Mean Squared Error		Consistency of selection		
	Mean	Std Err	Prop. all correct	Prop. 1 wrong	Prop. 2/3 wrong
SVM with risk-RFE (Gauss)	0.90	0.14	1	0	0
SVM with Guyon-RFE (Gauss)	1.40	0.32	0.12	0.86	0.02
Linear Regression with Lasso	2.24	0.14	0	0	1
SVM without selection	1.40	0.09	na	na	na

TABLE 8.6. *Non linear regression (presence of colinearity)*

9. Discussion. We proposed an algorithm for feature elimination in kernel machines. We studied the theoretical properties of this method, and showed that it is consistent in finding the correct feature space, when the functional space has certain special properties (nestedness or denseness).

We then discussed additional assumptions that become necessary for a recursive algorithm to become useful in a general functional space, and then established consistency for our method under this most general setting. We provided four case studies presenting different scenarios where this method can be used. We provided a short simulation study to illustrate the method and discuss a practical method for choosing the correct subset of features. Finally, we discussed the case when the dimension of the input space grows with the sample size.

We established the existence of a gap in the rate of change of the objective function at the point where our feature elimination method starts removing the essential features of the learning problem. This motivated us to use a Scree plot of the values of the objective function at each iteration, and indeed our simulation results support our approach by visually exhibiting this gap in the plots. Moreover, the graphical interpretation of the scree plot motivated the use of change point regression to select the correct feature space. It would thus be interesting to conduct a more detailed and formal analysis of this gap in real life settings to facilitate more efficient and automated practical solutions.

From our discussion in Section 7, when dimension d grows with n , we saw that risk-RFE is most effective when used under certain restrictions on the design size d relative to the sample size n . One immediate question that arises then is if it can be modified further to be used in ‘large p , small n ’ problems, and this remains a topic of interest to us. Many of the current state of the art ultra-high feature elimination techniques depend on the correlation structure between the input-output space, such as the sure independence screening (SIS) method of [Fan and Lv \[2008\]](#), or other SIS based methods such as DC-SIS [[Li, Zhong and Zhu, 2012](#)]. Typically in linear models, these methods are used to effectively screen models from ultra high dimensions to a lower dimensional setting, wherein more meaningful lower dimensional methods like SCAD and LASSO become applicable. Hence, we propose that when dealing with ultra high dimensions in KM, risk-RFE be used in conjunction with one of these methods. As we saw, if the underlying model is non-linear, using risk-RFE after initial feature screening would really enhance the performance of the KM function compared to other available techniques.

As far as we are aware, not much analysis has been done on the properties of variable selection algorithms under such general transformations of the input space in kernel machines. Hence, the results generated in this paper can act as a good starting point for similar analyses in other settings. It would also be interesting to analyze RFE in censored support vector regression (See [Goldberg and Kosorok \[2013\]](#)) and other machine learning prob-

lems (including reinforcement learning) or other penalized risk minimization problems.

APPENDIX A: FUNCTIONAL SPACES ON LOWER DIMENSIONAL DOMAINS

The aim of this section is to provide some results on the restricted spaces defined in Definition 1 in Section 2.3.

A.1. Further discussions on the lower dimensional spaces \mathcal{F}^J .

We provide a few results here that connect the restricted functional spaces with the original one. In view of Definition 1, we can define $\mathcal{L}_\infty^J(\mathcal{X}) = \{f \circ \pi^{J^c} : f \in \mathcal{L}_\infty(\mathcal{X})\}$. Then Lemma 10 below says that $\mathcal{L}_\infty^J(\mathcal{X}^J) \equiv \mathcal{L}_\infty^J(\mathcal{X})|_{\mathcal{X}^J}$ is isomorphic to the space $\mathcal{L}_\infty(\mathcal{X}^J)$. Lemma 11 below, provides some results connecting the original RKHS with its lower dimensional versions. A related lemma, Lemma S1, is given in the [Additional Materials and Matlab Codes](#) noting similar results for any general space. These results aim to show that many of the nice properties of a given functional space are carried forward to their re-adaptations under Definition 1. We prove Lemma 10 and S1, while the proof for Lemma 11 is omitted as it follows from Lemma S1 trivially. The proofs can be found in the [Additional Materials and Matlab Codes](#).

LEMMA 10. $\mathcal{L}_\infty^J(\mathcal{X}^J) = \mathcal{L}_\infty(\mathcal{X}^J)$.

LEMMA 11. *Let $H \subset \mathcal{L}_\infty(\mathcal{X})$ be a non-empty RKHS on \mathcal{X} . Then for any $J \subset \{1, 2, \dots, d\}$,*

1. *If H is dense in $\mathcal{L}_\infty(\mathcal{X})$, then H^J is dense in $\mathcal{L}_\infty(\mathcal{X}^J)$.*
2. *If the $\|\cdot\|_\infty$ closure $\overline{B_H}$ of the unit ball B_H is compact, then so is $\overline{B_{H^J}}$.*
3. *If H is separable, then so is H^J .*
4. *$e_i(id : H^J \mapsto L_\infty(\mathcal{X}^J)) \leq e_i(id : H \mapsto L_\infty(\mathcal{X}))$, where $e_i(id : H \mapsto L_\infty(\mathcal{X}))$ is the i^{th} entropy number of the unit ball B_H of the RKHS H , with respect to the $\|\cdot\|_\infty$ -norm.*

NOTE: 1 holds true even if $\mathcal{L}_\infty(\mathcal{X})$ is replaced by any space that admits the nested structure.

A.2. RKHS in lower dimensions. Note that in kernel machines, the minimization is computed over an RKHS, and hence, while defining these lower dimensional spaces we need to ensure that these spaces are RKHSs as well. To that effect, we begin this section by providing an alternate way to define the lower dimensional versions of a given RKHS that preserves the reproducing property.

DEFINITION 2. For a given RKHS H indexed by a kernel k and a set of indices $J \subseteq \{1, 2, \dots, d\}$, define $H^J \equiv H_{k \circ \pi^{J^c}}(\mathcal{X})$, where $k \circ \pi^{J^c}(x, y) := k(\pi^{J^c}(x), \pi^{J^c}(y))$.

Note immediately that Definition 2 allows us to create lower dimensional versions of H in a way which ensures that these spaces are RKHS as well. This inevitably raises questions about the validity of Definition 1 from section 2.3. However both Definitions 1 and 2 yield the same RKHS space H^J .

To see this, let \mathcal{X}_0 be a subset of \mathcal{X} and $k^{(0)}(x, y)$ be the restriction of a kernel k on \mathcal{X}_0 . Then $k^{(0)}(x, y)$ is a valid kernel on \mathcal{X}_0 by Proposition 5.13 of Paulsen [2009]. Let $H_k(\mathcal{X})$ be the RKHS with respect to $k(x, y)$, and $H_{k^{(0)}}(\mathcal{X}_0)$ be the one with respect to $k^{(0)}(x, y)$. Then by Theorem 5.14 of Paulsen [2009], if we define φ to be the inclusion id map from \mathcal{X}_0 to \mathcal{X} , we have $H_{k^{(0)}}(\mathcal{X}_0) = \{f|_{\mathcal{X}_0} : f \in H_k(\mathcal{X})\}$ and $\|g\|_{H_{k^{(0)}}} = \min\{\|f\|_{H_k} : f|_{\mathcal{X}_0} = g\}$ for $g \in H_{k^{(0)}}(\mathcal{X}_0)$. Taking $\mathcal{X}_0 \equiv \mathcal{X}^J$ and $k^{(0)}(x, y) \equiv k(\pi^{J^c}(x), \pi^{J^c}(y))$, we immediately obtain our assertion.

APPENDIX B: FURTHER DISCUSSION ON CASE STUDY 2

B.1. Proof of Lemma 3 (from section 4.2). In order to prove Lemma 3 for the Gaussian RBF kernel $k_\gamma(x, y) = e^{-\gamma^2 \|x-y\|_2^2}$, we need to verify the regularity conditions given before Theorem 1 from section 2.6 in this setup. First note that L_{HL} is Lipschitz continuous and bounded for all 3-tuples of the form $(x, y, 0)$ (see Example 2.27 in SC08). Separability of H_γ holds since an RKHS over a separable metric space having a continuous kernel is separable (Lemma 4.33 of SC08). It is also easy to see that $|k_\gamma(x, y)| \leq 1$ is true for all $x, y \in \mathcal{X}$ and all $\gamma > 0$ and hence $\|k_\gamma\|_\infty \leq 1$.

From the proof of Proposition 5 in section C.2 we can see that the assumption on the bound on the average entropy of the RKHS space given before Theorem 1, can be replaced by the following:

- We assume that for fixed $n \geq 1$, \exists constants $a \geq 1$ and $p \in (0, 1)$ such that for any $J \subseteq \{1, 2, \dots, d\}$, $\mathbb{E}_{D_{\mathcal{X}} \sim P_{\mathcal{X}}^n} e_i(id : H^J \mapsto L_2(D_{\mathcal{X}})) \leq ai^{-\frac{1}{2p}}$, $i \geq 1$.

It is easily seen from the steps in (13) in Appendix C.2 that results will hold if we replace the earlier assumption with the latter. Then we see that Theorem 7.34 with Corollary 7.31 of SC08 along with the fact that $d/(d + \tau)$ is an increasing function in d , yields a bound as given here with $a := c_{\epsilon, p} \gamma^{\frac{(1-p)(1+\epsilon)d}{2p}}$ for all $\gamma \geq 1$, for all $\epsilon > 0$, $d/(d + \tau) < p < 1$ and a constant $c_{\epsilon, p}$ depending only on p and a given ϵ , and where $\tau \in (0, \infty]$ is the tail exponent of the

distribution $P_{\mathcal{X}}$ [see chapter 7 of SC08, for definition of the tail exponent of a distribution].

Now we need to bound $A_2^{J^*}(\lambda)$. Note that this can be obtained from Theorem 2.7 in Steinwart and Scovel [2007], where we see that the approximation error for a SVM using Gaussian RBF kernel of width $1/\gamma$ and with number of signals d_0 can be bounded by

$$(9) \quad A_2(\lambda, d_0, \gamma) \leq c_{d_0} \left(\gamma^{d_0} \lambda + C(2d_0)^{\alpha d_0/2} \gamma^{-\alpha d_0} \right),$$

where P is a distribution on $\mathcal{X}^{J^*} \times \{-1, 1\} \subset \mathbb{R}^{d_0} \times \{-1, 1\}$ where $\alpha \in (0, \infty)$ is geometric noise exponent and C is the constant appearing in Definition 2.2 of Steinwart and Scovel [2007], and c_{d_0} is also a constant depending only on d_0 . So for a given pair (λ, d_0) if we choose $\gamma(\lambda, d_0) = \lambda^{-\frac{1}{(\alpha+1)d_0}}$ then it can be seen that $A_2(\lambda, d_0, \gamma(\lambda, d_0)) \leq K_{d_0} \lambda^{\frac{\alpha}{\alpha+1}}$.

So for a sequence of SVM objective functions $\lambda_n \|f\|_{H_{\gamma(\lambda_n)}}^2 + \frac{1}{n} \sum_{i=1}^n \max\{0, 1 - y_i f(x_i)\}$ defined for a sequence $\lambda_n^{-1} = o(n)$ with $\lambda_n \rightarrow 0$ the assumptions for the theoretical results on consistency of RFE are met, and thus Lemma 3 is proved.

APPENDIX C: PROOFS

C.1. Proof of Lemma 4 (from section 6).

PROOF. Note that if we define $g_f := L \circ f - E_P(L \circ f)$, then $\mathcal{G} = \{g_f : f \in \mathcal{F}\}$ is a separable Carathéodory set (for a discussion on Carathéodory families of maps, refer to Definition 7.4 in SC08). To see this, first note that $\|g_f\|_{\infty} \leq \sup_{(x,y) \in \mathcal{X} \times \mathcal{Y}} |L \circ f - E_P(L \circ f)| \leq 2B$ for B defined in the statement

of the Lemma. Also by assumption, $\|\cdot\|_{\mathcal{F}}$ dominates the pointwise convergence of functions (so $f_n \rightarrow f$ in $\|\cdot\|_{\mathcal{F}} \Rightarrow f_n \rightarrow f$ pointwise). Then the fact that L is locally-Lipschitz continuous coupled with Lebesgue's Dominated Convergence Theorem (since $\|L \circ f\|_{\infty} \leq B$) gives us the above assertion.

Now note that $E_P(g_f) = 0$ and $E_P g_f^2 \leq (2B)^2 = 4B^2$ for B as before, so we can apply Talagrand's Inequality as given in Theorem 7.5 of SC08 on G defined as $G : \mathcal{Z}^n \equiv (\mathcal{X} \times \mathcal{Y})^n \mapsto \mathbb{R}$ such that

$$(10) \quad G(z_1, \dots, z_n) := \sup_{g_f \in \mathcal{G}} \left| \frac{1}{n} \sum_{j=1}^n g_f(z_j) \right| = \sup_{f \in \mathcal{F}} |\mathcal{R}_{L,D}(f) - \mathcal{R}_{L,P}(f)|,$$

and hence, for $\gamma = 1$ and for all $\tau > 0$, we have

$$(11) \quad P^n \left(\left\{ z \in \mathcal{Z}^n : G(z) \geq 2E_{P^n}(G) + 2B \sqrt{\frac{2\tau}{n}} + \frac{10B\tau}{3n} \right\} \right) \leq e^{-\tau}.$$

So now we need to bound the term $E_{P^n}(G) := E_{P^n} \left\{ \sup_{f \in \mathcal{F}} |\mathcal{R}_{L,D}(f) - \mathcal{R}_{L,P}(f)| \right\}$.

Defining the new Carathéodory set \mathcal{H} as $\mathcal{H} = \{h_f := L \circ f : f \in \mathcal{F}\}$, for a probability distribution P on $\mathcal{Z} \equiv (\mathcal{X} \times \mathcal{Y})$, we can use the idea of symmetrization given in Proposition 7.10 in [SC08](#) to bound

$E_{P^n} \left\{ \sup_{f \in \mathcal{F}} |\mathcal{R}_{L,D}(f) - \mathcal{R}_{L,P}(f)| \right\}$. We have for all $n \geq 1$,

$$\begin{aligned} E_{D \sim P^n} \left\{ \sup_{f \in \mathcal{F}} |\mathcal{R}_{L,D}(f) - \mathcal{R}_{L,P}(f)| \right\} &= E_{D \sim P^n} \sup_{h_f \in \mathcal{H}} |E_P h_f - E_D h_f| \\ &\leq 2E_{D \sim P^n} \text{Rad}_D(\mathcal{H}, n), \end{aligned}$$

where $\text{Rad}_D(\mathcal{H}, n)$ is the n -th empirical Rademacher average of \mathcal{H} for $D := \{z_1, \dots, z_n\} \in \mathcal{Z}^n$ with respect to the Rademacher sequence $\{\varepsilon_1, \dots, \varepsilon_n\}$ and

the distribution ν , which is given by $\text{Rad}_D(\mathcal{H}, n) = E_\nu \sup_{h \in \mathcal{H}} \left| \frac{1}{n} \sum_{i=1}^n \varepsilon_i h(z_i) \right|$.

So we see now that it suffices to bound $E_{D \sim P^n} \text{Rad}_D(\mathcal{H}, n)$.

For that we use theorem 7.16 of [SC08](#), but before that note that the entropy bound means we have for fixed $n \geq 1$, that \exists constants $a \geq 1$ and $p \in (0, 1)$ such that

$$(12) \quad \mathbb{E}_{D_{\mathcal{X}} \sim P_{\mathcal{X}}^n} e_i(\mathcal{F}, L_\infty(D_{\mathcal{X}})) \leq ai^{-\frac{1}{2p}}, \quad i \geq 1.$$

First observe that $\mathcal{H} \subset \mathcal{L}_2(P)$. Now since Lipschitz continuity of L gives us that $|L(x, y, f_1(x)) - L(x, y, f_2(x))|^2 \leq c_L(C)^2 |f_1(x) - f_2(x)|^2$, it is easy to see that

$e_i(\mathcal{H}, \|\cdot\|_{L_2(P)}) \leq c_L(C) e_i(\mathcal{F}, \|\cdot\|_{L_2(P_{\mathcal{X}})})$. Hence we have

$$(13) \quad \begin{aligned} E_{D \sim P^n} (e_i(\mathcal{H}, \|\cdot\|_{L_2(D)})) &\leq c_L(C) E_{D_{\mathcal{X}} \sim P_{\mathcal{X}}^n} (e_i(\mathcal{F}, \|\cdot\|_{L_2(D_{\mathcal{X}})})) \\ &\leq c_L(C) E_{D_{\mathcal{X}} \sim P_{\mathcal{X}}^n} (e_i(\mathcal{F}, \|\cdot\|_{L_\infty(D_{\mathcal{X}})})) \\ &\leq c_L(C) ai^{-\frac{1}{2p}}. \end{aligned}$$

Now noting that $\|h_f\|_\infty \leq B$ and $E_P h_f^2 \leq B^2$ for B defined as before, the conditions of Theorem 7.16 of [SC08](#) are satisfied with $\tilde{a} = c_L(C)a$ and hence we have,

$$(14) \quad E_{D \sim P^n} \text{Rad}_D(\mathcal{H}, n) \leq \max \left\{ C_1(p) \tilde{a}^p B^{1-p} n^{-\frac{1}{2}}, C_2(p) \tilde{a}^{\frac{2p}{1+p}} B^{\frac{1-p}{1+p}} n^{-\frac{1}{1+p}} \right\}$$

for constants $C_1(p), C_2(p)$ depending only on p . Hence we finally have that with probability $\geq 1 - e^{-\tau}$,

$$\sup_{f \in \mathcal{F}} |\mathcal{R}_{L,P}(f) - \mathcal{R}_{L,D}(f)| \leq 2B \sqrt{\frac{2\tau}{n}} + \frac{10B\tau}{3n}$$

$$+ 4 \max \left\{ C_1(p)c_L(C)^p a^p B^{1-p} n^{-\frac{1}{2}}, C_2(p)c_L(C)^{\frac{2p}{1+p}} a^{\frac{2p}{1+p}} B^{\frac{1-p}{1+p}} n^{-\frac{1}{1+p}} \right\}.$$

□

C.2. Proof of Proposition 5 (from section 6).

PROOF. First note that since $B \geq 1$ and $K \geq B^p/4$, we have $24KB^{1-p} \geq 6B > 2$. Recall the notational definitions (7) from section 6.2 and then see that if $a^{2p} > \lambda^p n$, the inequality trivially follows from the fact that

$$\begin{aligned} |\mathcal{RR}_D^D(J_1, J_2)| &\leq \left| \lambda \|f_{D,\lambda,H^{J_2}}\|_{H^{J_2}}^2 + \mathcal{R}_{L,D}(f_{D,\lambda,H^{J_2}}) \right| \\ &\quad + \left| \lambda \|f_{D,\lambda,H^{J_1}}\|_{H^{J_1}}^2 + \mathcal{R}_{L,D}(f_{D,\lambda,H^{J_1}}) \right| \\ &\leq 2\mathcal{R}_{L,D}(0) \leq 24KB^{1-p} \left(\frac{a^{2p}}{\lambda^p n} \right)^{\frac{1}{2}}, \end{aligned}$$

since $\mathcal{R}_{L,D}(0) \leq 1$. Hence we assume from here on that $a^{2p} \leq \lambda^p n$. Now observe that since H is separable, from Lemma 11 in section A we have that the H^J s are also separable. Hence from Lemma 6.23 of SC08 we have that the KMs produced by these RKHSs are measurable.

Now note that $L(x, y, 0) \leq 1 \Rightarrow$ for any distribution Q on $\mathcal{X} \times \mathcal{Y}$, we have that $\mathcal{R}_{L,Q}(0) \leq 1$. Since, $\inf_{f \in H^J} \lambda \|f\|_{H^J}^2 + \mathcal{R}_{L,Q}(f) \leq \mathcal{R}_{L,Q}(0)$, we have

that $\|f_{Q,\lambda,H^J}\|_{H^J} \leq \sqrt{\frac{\mathcal{R}_{L,Q}(0)}{\lambda}}$. Now since by Lemma 4.23 of SC08 $\|f\|_\infty \leq \|k\|_\infty \|f\|_{H^J}$ for all $f \in H^J$, we have that $\|f_{Q,\lambda,H^J}\|_\infty \leq \|f_{Q,\lambda,H^J}\|_{H^J} \leq \lambda^{-1/2}$. So, consequently, for every distribution Q on $\mathcal{X} \times \mathcal{Y}$, we have

$$(15) \quad |\mathcal{R}_{L,P}(f_{Q,\lambda,H^J}) - \mathcal{R}_{L,D}(f_{Q,\lambda,H^J})| \leq \sup_{\|f\|_{H^J} \leq \lambda^{-1/2}} |\mathcal{R}_{L,P}(f) - \mathcal{R}_{L,D}(f)|.$$

Now since from (A1) in section 5, $\mathcal{R}_{L,P,H^{J_1}}^* = \mathcal{R}_{L,P,H^{J_2}}^* = \mathcal{R}_{L,P,H}^*$, we have

$$\begin{aligned} |\mathcal{RR}_D^D(J_1, J_2)| &\leq |\mathcal{RR}_P^D(J_2)| + |\mathcal{RR}_P^D(J_1)| + |\mathcal{R}_{L,D}(f_{D,\lambda,H^{J_2}}) - \mathcal{R}_{L,P}(f_{D,\lambda,H^{J_2}})| \\ &\quad + |\mathcal{R}_{L,D}(f_{D,\lambda,H^{J_1}}) - \mathcal{R}_{L,P}(f_{D,\lambda,H^{J_1}})|. \end{aligned}$$

Noting that $\mathcal{RR}_P^D(J) \geq 0$, we have from (6.18) of SC08

$$(16) \quad \begin{aligned} |\mathcal{RR}_P^D(J)| &\leq A_2^J(\lambda) + \mathcal{R}_{L,P}(f_{D,\lambda,H^J}) - \mathcal{R}_{L,D}(f_{D,\lambda,H^J}) \\ &\quad + \mathcal{R}_{L,D}(f_{P,\lambda,H^J}) - \mathcal{R}_{L,P}(f_{P,\lambda,H^J}) \leq A_2^J(\lambda) + 2 \sup_{\|f\|_{H^J} \leq \lambda^{-1/2}} |\mathcal{R}_{L,P}(f) - \mathcal{R}_{L,D}(f)|. \end{aligned}$$

From (15) and (16) and the fact that $J_1, J_2 \in \tilde{\mathcal{J}}$ such that $J_1 \subseteq J_2 \subseteq J_*$, we have that

$$|\mathcal{RR}_D^D(J_1, J_2)| \leq 3 \sup_{\|f\|_{H^{J_1}} \leq \lambda^{-1/2}} |\mathcal{R}_{L,P}(f) - \mathcal{R}_{L,D}(f)|$$

$$+ 3 \sup_{\|f\|_{H^{J_2}} \leq \lambda^{-1/2}} |\mathcal{R}_{L,P}(f) - \mathcal{R}_{L,D}(f)| + A_2^{J_1}(\lambda) + A_2^{J_2}(\lambda).$$

First note that for $f \in \lambda^{-1/2} B_{H^J}$ and $B := c_L(\lambda^{-1/2})\lambda^{-1/2} + 1$, we have $|L(x, y, f(x))| \leq |L(x, y, f(x)) - L(x, y, 0)| + L(x, y, 0) \leq B$ for all $(x, y) \in \mathcal{X} \times \mathcal{Y}$. Also note that the entropy bound assumption implies that $E_{D_{\mathcal{X}} \sim P_{\mathcal{X}}^n} (e_i(\lambda^{-1/2} B_H, \|\cdot\|_{L_\infty(D_{\mathcal{X}})})) \leq \lambda^{-1/2} a i^{-\frac{1}{2p}}$.

Now note from Lemma 11 in section A that the conditions of Lemma 4 in section 6 are satisfied for $\mathcal{F} := \lambda^{-1/2} B_{H^J}$, $\|\cdot\|_{\mathcal{F}} := \|\cdot\|_{H^J}$, $C := \lambda^{-1/2}$ and $B := c_L(\lambda^{-1/2})\lambda^{-1/2} + 1$ for each of the RKHS classes H^J . Also since $a^{2p} \leq \lambda^p n$ and $B \geq 1$, we have $\left(\frac{a^{2p}}{\lambda^p n}\right)^{1/2} \geq \left(\frac{a^{2p}}{\lambda^p n}\right)^{1/(p+1)}$ and $B^{1-p} \geq B^{\frac{1-p}{1+p}}$ for $p \in (0, 1)$. Hence we have our assertion. \square

C.3. Proof of Lemma 8.

PROOF. (i) Fixing a $\lambda \in [0, 1]$, we have that $B := c_L(\lambda^{-1/2})\lambda^{-1/2} + 1 \leq 2\lambda^{-1/2}$. Now since $|X| \leq x \Rightarrow X \leq x$ for any $x \geq 0$, we see from Proposition 5 that

$$\begin{aligned} \mathcal{R}\mathcal{R}_D^D(J_1, J_2) &< A_2^{J_1}(\lambda) + A_2^{J_2}(\lambda) + 24\lambda^{-1/2} \sqrt{\frac{2\tau}{n}} + 40\lambda^{-1/2} \frac{\tau}{n} + 48K_2 \lambda^{-\frac{p-1}{2}} \left(\frac{a^{2p}}{\lambda^p n}\right)^{\frac{1}{2}} \\ (17) \quad &= A_2^{J_1}(\lambda) + A_2^{J_2}(\lambda) + 24\sqrt{2\tau}(\lambda n)^{-\frac{1}{2}} + 40\tau(\lambda^{\frac{1}{2}} n)^{-1} + 48K_2 a^{2p}(\lambda n)^{-\frac{1}{2}} \end{aligned}$$

with probability at least $1 - 2e^{-\tau}$. Also from Corollary 6 in section 6, for $J \in \tilde{\mathcal{J}}$ similarly, we have

$$(18) \quad |\mathcal{R}\mathcal{R}_D^D(J)| < A_2^J(\lambda) + 12\sqrt{2\tau}(\lambda n)^{-\frac{1}{2}} + 20\tau(\lambda^{\frac{1}{2}} n)^{-1} + 24K_2 a^{2p}(\lambda n)^{-\frac{1}{2}}$$

with probability at least $1 - e^{-\tau}$. Now since $\lambda_n \rightarrow 0$ and $\lim_{n \rightarrow \infty} \lambda_n n = \infty$, Lemma 5.15 along with (5.32) of SC08 gives us that the right hand side of the above inequality converges to 0. So the denseness assumption of the RKHSs additionally gives us the universal consistency of our feature elimination algorithm. To establish the convergence rate of our algorithm we further assume that there exists $c > 0$ and $\beta \in (0, 1]$ such that $A_2^J \leq c\lambda^\beta$ for any J and for all $\lambda \geq 0$. Then it can be seen that asymptotically the best choice for λ_n in (17) or (18) is a sequence that behaves like $n^{-\frac{1}{2\beta+1}}$ and then the inequalities in (17) and (18) are satisfied with the *l.h.s.* replaced by ϵ_n and $\epsilon_n/2$ respectively, where ϵ_n is given by $(2c + 24\sqrt{2\tau} + 48K_2 a^{2p})n^{-\frac{\beta}{2\beta+1}} + 40\tau n^{-\frac{4\beta+1}{2(2\beta+1)}}$. This proves (i) for $\{\epsilon_n\}$ for $\tau = o\left(n^{\frac{2\beta}{2\beta+1}}\right)$.

(ii) Observe from Corollary 6 in section 6 along with the conditions on λ_n , A_2^J , and steps in the proof of (i) given above that, $|\mathcal{R}\mathcal{R}_D^D(J)| < \epsilon_n/2$ occurs

with P^n probability greater than $1 - e^{-\tau}$ for any $J \subset \{1, 2, \dots, d\}$ where ϵ_n is given as before.

Also note that from Assumption (A2) in section 5 we have that $\mathcal{R}_{L,P,H^{J_2}}^* - \epsilon_0 \geq \mathcal{R}_{L,P,H^{J_1}}^* = \mathcal{R}_{L,P,H^{J_1}}^*$. So for H^{J_2} we have,

$$\begin{aligned} & P^n (|\mathcal{R}\mathcal{R}_D^D(J_2)| < \epsilon_n/2) > 1 - e^{-\tau} \\ \Rightarrow & P^n \left(\mathcal{R}_{L,D,H^{J_2}}^{\text{reg},\lambda_n}(f_{D,\lambda_n,H^{J_2}}) + \epsilon_n/2 > \mathcal{R}_{L,P,H^{J_2}}^* \right) > 1 - e^{-\tau}, \end{aligned}$$

and for H^{J_1} we have

$$\begin{aligned} & P^n (|\mathcal{R}\mathcal{R}_D^D(J_1)| < \epsilon_n/2) > 1 - e^{-\tau} \\ \Rightarrow & P^n \left(\mathcal{R}_{L,D,H^{J_1}}^{\text{reg},\lambda_n}(f_{D,\lambda_n,H^{J_1}}) < \mathcal{R}_{L,P,H^{J_1}}^* + \epsilon_n/2 \right) > 1 - e^{-\tau} \\ \Rightarrow & P^n \left(\mathcal{R}_{L,D,H^{J_1}}^{\text{reg},\lambda_n}(f_{D,\lambda_n,H^{J_1}}) + \epsilon_0 - \epsilon_n/2 < \mathcal{R}_{L,P,H^{J_2}}^* \right) > 1 - e^{-\tau}. \end{aligned}$$

The above two statements then jointly imply that

$$(19) \quad \mathcal{R}\mathcal{R}_D^D(J_1, J_2) > \epsilon_0 - \epsilon_n$$

with P^n probability greater than $1 - 2e^{-\tau}$.

Also it is easy to see that since $\epsilon_n \rightarrow 0$ with $n \rightarrow \infty$ for $\tau = o\left(n^{\frac{2\beta}{2\beta+1}}\right)$, the gap $\tilde{\epsilon}_n = \epsilon_0 - \epsilon_n \rightarrow \epsilon_0 > 0$.

(iii) From Assumption (A1) in section 5 and Corollary 7 in section 6, conditions on λ_n , A_2^J , and steps in the proof of (i) given above, the ‘if’ condition of (iii) follows since for any J and for all $\epsilon > 0$, $\tau > 0$ and $n \geq 1$ we have,

$$(20) \quad P^n (|\mathcal{R}\mathcal{R}_D^D(J)| < \eta_n) > 1 - e^{-\tau},$$

where $\eta_n = (c + 8\sqrt{2\tau} + 16K_2a^{2p})n^{-\frac{\beta}{2\beta+1}} + 40/3\tau n^{-\frac{4\beta+1}{2(2\beta+1)}}$.

Now for $J_1 \in \tilde{\mathcal{J}}$ and $J_2 \notin \tilde{\mathcal{J}}$ we have $\mathcal{R}_{L,P,H^{J_2}}^* - \epsilon_0 \geq \mathcal{R}_{L,P,H^{J_1}}^* = \mathcal{R}_{L,P,H^{J_1}}^* = \mathcal{R}_{L,P,H}^*$ and hence the ‘only if’ condition of (iii) also follows by noting that $\lambda_n \|f_{D,\lambda_n,H^{J_2}}\|_{H^{J_2}}^2 + \mathcal{R}_{L,P}(f_{D,\lambda_n,H^{J_2}}) - \mathcal{R}_{L,P,H}^* > \epsilon_0 - \eta_n$ occurs with P^n probability greater than $1 - e^{-\tau}$.

Now since $\eta_n \rightarrow 0$ with $n \rightarrow \infty$ and $\tau = o\left(n^{\frac{2\beta}{2\beta+1}}\right)$, the gap $\tilde{\epsilon}_n = \epsilon_0 - \eta_n \rightarrow \epsilon_0 > 0$. \square

REFERENCES

- AKSU, Y. (2014). Fast SVM-based Feature Elimination Utilizing Data Radius, Hard-Margin, Soft-Margin. *arXiv preprint arXiv:1210.4460v4*.
- AKSU, Y., MILLER, D. J., KESIDIS, G. and YANG, Q. X. (2010). Margin-maximizing feature elimination methods for linear and nonlinear kernel-based discriminant functions. *IEEE Transactions on Neural Networks* **21** 701–717.

- ALLEN, G. I. (2013). Automatic feature selection via weighted kernels and regularization. *Journal of Computational and Graphical Statistics* **22** 284–299.
- BRADLEY, P. S. and MANGASARIAN, O. L. (1998). Feature Selection via Concave Minimization and Support Vector Machines. In *Machine Learning Proceedings of the Fifteenth International Conference (ICML 1998)* 82–90. Morgan Kaufmann.
- BREIMAN, L. and FRIEDMAN, J. H. (1985). Estimating optimal transformations for multiple regression and correlation. *Journal of the American statistical Association* **80** 580–598.
- CHAPELLE, O., HAFFNER, P. and VAPNIK, V. N. (1999). Support vector machines for histogram-based image classification. *Neural Networks, IEEE Transactions on* **10** 1055–1064.
- CHAPELLE, O., VAPNIK, V., BOUSQUET, O. and MUKHERJEE, S. (2002). Choosing Multiple Parameters for Support Vector Machines. *Machine Learning* **46** 131–159.
- FAN, J. and LV, J. (2008). Sure independence screening for ultrahigh dimensional feature space. *Journal of the Royal Statistical Society: Series B (Statistical Methodology)* **70** 849–911.
- GOLDBERG, Y. and KOSOROK, M. R. (2013). Support Vector Regression for Right Censored Data. *Submitted*.
- GUYON, I., WESTON, J., BARNHILL, S. and VAPNIK, V. (2002). Gene Selection for Cancer Classification using Support Vector Machines. *Machine Learning* **46** 389–422.
- HASTIE, T., TIBSHIRANI, R. and FRIEDMAN, J. (2009). *The elements of statistical learning* **2**. Springer.
- HIDALGO-MUÑOZ, A. R., LÓPEZ, M. M., SANTOS, I. M., PEREIRA, A. T., VÁZQUEZ-MARRUFO, M., GALVAO-CARMONA, A. and TOMÉ, A. M. (2013). Application of SVM-RFE on EEG signals for detecting the most relevant scalp regions linked to affective valence processing. *Expert Systems with Applications* **40** 2102–2108.
- HU, X., SCHWARZ, J. K., LEWIS, J. S., HUETTNER, P. C., RADER, J. S., DEASY, J. O., GRIGSBY, P. W. and WANG, X. (2010). A microRNA expression signature for cervical cancer prognosis. *Cancer research* **70** 1441–1448.
- IQBAL, M. J., FAYE, I., SAMIR, B. B. and SAID, A. M. Efficient Feature Selection and Classification of Protein Sequence Data in Bioinformatics.
- JOLLIFFE, I. T. (2002). *Principal Component Analysis*. Springer.
- LESLIE, C. S., ESKIN, E., COHEN, A., WESTON, J. and NOBLE, W. S. (2004). Mismatch string kernels for discriminative protein classification. *Bioinformatics* **20** 467–476.
- LI, R., ZHONG, W. and ZHU, L. (2012). Feature screening via distance correlation learning. *Journal of the American Statistical Association* **107** 1129–1139.
- LIU, Y., HELEN ZHANG, H., PARK, C. and AHN, J. (2007). Support vector machines with adaptive L_q penalty. *Computational Statistics and Data Analysis* **51** 6380–6394.
- LOUW, N. and STEEL, S. J. (2006). Variable selection in kernel Fisher discriminant analysis by means of recursive feature elimination. *Computational Statistics & Data Analysis* **51** 2043–2055.
- MICCHELLI, C. A., XU, Y., ZHANG, H. and LUGOSI, G. (2006). Universal kernels. *J. Machine Learning Research* **7** 2651–2667.
- MUNDRU, P. and RAJAPAKSE, J. C. (2010). SVM-RFE with MRMR filter for gene selection. *IEEE Transactions on NanoBioscience* **9** 31–37.
- PAULSEN, V. I. (2009). An Introduction to the theory of Reproducing Kernel Hilbert Spaces. *Unpublished notes*.
- RABINER, L. R. and SCHAFER, R. W. (1978). *Digital processing of speech signals* **100**. Prentice-hall Englewood Cliffs.
- RAKOTOMAMONJY, A. (2003). Variable Selection Using SVM-based Criteria. *Journal of*

- Machine Learning Research* **3** 1357–1370.
- SCHIELE, B. and CROWLEY, J. L. (1996). Object recognition using multidimensional receptive field histograms. In *Computer Vision ECCV'96* 610–619. Springer.
- STEINWART, I. and CHIRSTMANN, A. (2008). *Support Vector Machines*. Springer.
- STEINWART, I. and SCOVEL, C. (2007). Fast rates for support vector machines using Gaussian kernels. *Annals of Statistics* **35** 575–607.
- SWAIN, M. J. and BALLARD, D. H. (1992). Indexing via color histograms. In *Active Perception and Robot Vision* 261–273. Springer.
- TANG, Y., ZHANG, Y. Q. and HUANG, Z. (2007). Development of two-stage SVM-RFE gene selection strategy for microarray expression data analysis. *IEEE/ACM Transactions on Computational Biology and Bioinformatics* **4** 365–381.
- TSYBAKOV, A. B. (2004). Optimal aggregation of classifiers in statistical learning. *Annals of Statistics* 135–166.
- WANG, L., ZHU, J. and ZOU, H. (2006). The doubly regularized support vector machine. *Statistica Sinica* **16** 589–615.
- WESTON, J., MUKHERJEE, S., CHAPPELLE, O., PONTIL, M., POGGIO, T. and VAPNIK, V. (2001). Feature Selection for SVMs. *Neural Information Processing Systems 13* 1439–1461.
- WESTON, J., ELISSEEFF, A., SCHÖLKOPF, B. and TIPPING, M. (2003). Use of the zero-norm with linear models and kernel methods. *Journal of Machine Learning Research* **3** 1439–1461.
- WILLIAMSON, R. C. (2000). Entropy numbers of linear function classes. In *In N. Cesa-Bianchi and S. Goldman (Eds.), Proceedings of the 13th Annual Conference on Computational Learning Theory* 309–319. Morgan Kaufman.
- ZHANG, H. H., AHN, J. and LIN, X. (2006). Gene Selection Using Support Vector Machines With Nonconvex Penalty. *Bioinformatics* **22** 88–95.
- ZHANG, T. and BARTLETT, L. (2002). Covering Number Bounds of Certain Regularized Linear Function Classes. *Journal of Machine Learning Research* **2** 527–550.
- ZHANG, X., LU, X., SHI, Q., XU, X., HON-CHIU, E. L., HARRIS, L. N., IGLEHART, J. D., MIRON, A., LIU, J. S. and WONG, W. H. (2006). Recursive SVM feature selection and sample classification for mass-spectrometry and microarray data. *BMC bioinformatics* **7** 197.
- ZHU, J., ROSSET, S., HASTIE, T. and TIBSHIRANI, R. (2003). 1-norm Support Vector Machines. In *Neural Information Processing Systems 16*. MIT Press.

SUPPLEMENTARY MATERIAL

Additional Materials and Matlab Codes:

(<http://www.bios.unc.edu/kosorok/RFE.html>). Additional materials and details on the codes are given in the html page.

S1. A further discussion on Projected Spaces. In order to provide a heuristic understanding of the importance of the projection spaces in feature selection, we give an alternative definition of lower dimensional versions of the input space. For a given input space \mathcal{X} , we can define the deleted space \mathcal{X}^{-J} as the space spanned in $\mathbb{R}^{d-|J|}$, obtained by considering only the relevant $d - |J|$ co-ordinates of the vectors from \mathcal{X} . This is essentially different from the projected space \mathcal{X}^J , which amounted to looking at the span of the $d - |J|$ co-ordinates only when the remaining $|J|$ co-ordinates are 0.

The original RFE procedure developed in Guyon et al. [2002] starts off with a given input space \mathcal{X} and eliminates features by re-training the SVM algorithm on the lower dimensional spaces \mathcal{X}^{-J} . From their discussion, it is seen that if the Gram matrix of the training vectors $\{x_1, \dots, x_n\}$ is given by $\{k(x_k, x_j)\}_{k,j=1}^n$, then the Gram matrix of the training vectors $\{x_1^{-i}, \dots, x_n^{-i}\}$ after deleting a particular variable say \mathcal{X}_i is taken to be $\{k(x_k^{-i}, x_j^{-i})\}_{k,j=1}^n$. This clearly takes into account the assumption that the kernel k can be defined on deleted vectors as well. It is not intuitively clear however if this can be done for any general kernel k . For example, if we start with $\mathcal{X} \subseteq \mathbb{R}^2$ and decide to look at only the first feature, then we are restricting ourselves to look at vectors only from \mathbb{R} . Suppose now that the original kernel k was defined on $\mathbb{R}^2 \times \mathbb{R}^2$ as $k(x, y) = x' Ay$ for a given 2×2 matrix A . It is not clear then how it can be defined on $\mathbb{R} \times \mathbb{R}$ without breaking its form.

However, for a radial or dot-product kernel, this connection can indeed be achieved. It can be shown that these special kernels have the ability to be redefined on deleted spaces quite easily, and in these cases, they become the same as their projected versions, that we propose to use. But for any general kernel, there might not be any “natural” kernel to use in this regard. Hence, in this work we propose to use the projected space \mathcal{X}^J instead of the deleted space \mathcal{X}^{-J} , as this approach allows a natural way to redefine the kernels in any general situation.

S2. Case Study 2 revisited: Naive rates for the Gaussian RBF kernel in the high dimensional scenario ((RC3) in Section 7.4). Now we look back at Case Study 2 to derive high dimensional rates for this problem. Being a universal kernel, the Gaussian RBF kernel produces

a very rich RKHS. The entropy of such a space thus grow very slowly (at a much slower rate than the linear kernel) which makes learning so challenging. It is important to note that our algorithm learns at a rate that is directly dependent on the learning rate of the support vector machines algorithm itself, which is again directly dependent on the entropy growth of the RKHS (that we use for learning) with dimensionality. Our belief is that most of the bounds that we have on the complexity of an RKHS with the Gaussian RBF kernel in the literature, may have been derived under suboptimal conditions on the dimensionality growth. Thus deriving new bounds that are optimal in the dimensionality d require new math which is certainly open for further exploration. For now, we concentrate on the bounds used in Case Study 2 in Section 4.2.

THE ENTROPY BOUND:

- We continue to use the entropy bound from Appendix B. See that in the proof of Lemma 3 we used $a := c_{\epsilon,p}\gamma^{\frac{(1-p)(1+\epsilon)d}{2p}}$ for all $\gamma \geq 1$, for all $\epsilon > 0$, $d/(d + \tau_d) < p < 1$ and a constant $c_{\epsilon,p}$ depending only on p and a given ϵ , and where $\tau_d \in (0, \infty]$ is the tail exponent of the distribution $P_{\mathcal{X}}$ on \mathbb{R}^d .
- Additionally assume there exist constant K_1 such that $\tau_d/d < K_1$. First note that this implies we can choose any $p \in [1/(1 + K_1), 1)$ and also that $(1 - p)d < \tau_d d / (\tau_d + d) < dK_1 / (1 + K_1)$.
- Note that $c_{\epsilon,p}$ is then a fixed constant, and we get $a < R_1 k_1^d$ for constants R_1 and k_1 , or that $f(d) = k_1^d$.

THE APPROXIMATION ERROR BOUND:

- From Theorem 2.6 of Steinwart and Scovel [2007], note that the geometric noise exponent α_{d_0} of the distribution P on $\mathcal{X} \subset \mathbb{R}^{d_0} \times \mathcal{Y}$ can be expressed in terms of its Tsybakov noise exponent q_{d_0} and its envelope $\gamma_{d_0} > 0$ (refer to Steinwart and Scovel [2007] for definitions of these quantities) as $\alpha_{d_0} = (q_{d_0} + 1)\gamma_{d_0}d_0^{-1}$ for $q_{d_0} > 1$.
- We assume $q_{d_0}/d_0 > C_1 > 0$ and $\gamma_{d_0} > \epsilon > 0$ for some constants C_1 and ϵ , which implies $\alpha_{d_0} > C_1\epsilon$.
- Note that we showed in Appendix B that $A_2(\lambda, d_0, \gamma(\lambda, d_0)) < K_{d_0}\lambda^\beta$ for $\beta = \alpha/(1 + \alpha)$. Note that the earlier assumption then restricts β to be strictly positive.
- The constant K_{d_0} can be derived from Steinwart and Scovel [2007] as $K_{d_0} = \max\left(\left(\frac{81}{\pi}\right)^{d/2} \theta(d)^2, 8C(2d_0)^{\alpha d_0/2}\right)$ where $\theta(d)$ is the volume of the input space \mathcal{X} .

- For $\mathcal{X} \subseteq r\mathbb{B}_1^{d_0}$ for some $r < \infty$ where $\mathbb{B}_1^{d_0}$ is the unit Euclidean ball in \mathbb{R}^{d_0} , we have $\theta(d) = O(r^{d_0})$.
- Then for large enough d_0 , $K_{d_0} < R_2 d_0^{k_2 d_0}$, and thus $g(d_0) = d_0^{k_2 d_0}$.

S3. Additional Proofs.

S3.1. Proof of Lemma 10.

PROOF. The direction $\mathcal{L}_\infty^J(\mathcal{X}^J) \subseteq \mathcal{L}_\infty(\mathcal{X}^J)$ is obvious since co-ordinate projection maps are continuous. To show that $\mathcal{L}_\infty^J(\mathcal{X}^J) \supseteq \mathcal{L}_\infty(\mathcal{X}^J)$ let us take $g \in \mathcal{L}_\infty(\mathcal{X}^J)$. Then $g : \mathcal{X}^J \mapsto \mathbb{R}$ is measurable with $\|g\|_\infty < \infty$. Extend g to \tilde{g} to include the whole domain \mathcal{X} by defining $\tilde{g}(x) = g(\pi^{J^c}(x))$. Since \tilde{g} is measurable with $\|\tilde{g}\|_\infty = \|g\|_\infty$, we have that $\tilde{g} \in \mathcal{L}_\infty(\mathcal{X})$ and $\tilde{g} \circ \pi^{J^c} = \tilde{g}$, so $g = \tilde{g}|_{\mathcal{X}^J} \in \mathcal{L}_\infty^J(\mathcal{X}^J)$. \square

S3.2. Lemma S1. Here we provide a lemma similar to Lemma 11 noting similar results for any general space.

LEMMA S1. *Let $\mathcal{F} \subset \mathcal{L}_\infty(\mathcal{X})$ be a non-empty functional subspace. Then for any $J \subseteq \{1, 2, \dots, d\}$,*

1. *If \mathcal{F} is dense in $\mathcal{L}_\infty(\mathcal{X})$, then \mathcal{F}^J is dense in $\mathcal{L}_\infty^J(\mathcal{X})$.*
2. *If \mathcal{F} is compact, then so is \mathcal{F}^J .*
3. *$e_i(\mathcal{F}^J, \|\cdot\|_\infty) \leq e_i(\mathcal{F}, \|\cdot\|_\infty)$, $\forall i \geq 1$ where $e_i(\mathcal{F}, \|\cdot\|_\infty)$ is the i^{th} entropy number of the set \mathcal{F} with respect to the $\|\cdot\|_\infty$ -norm as defined in Section 2.6.*

Condition 1 holds even if $\mathcal{L}_\infty(\mathcal{X})$ is replaced by any space that admits the nested structure. We provide a proof of the above lemma below, and the proof of Lemma 11 follows similarly.

PROOF. (1) For any function $f \in \mathcal{L}_\infty(\mathcal{X})$, by the denseness of \mathcal{F} we can find a sequence of functions $\{g_n\} \in \mathcal{F}$ such that $g_n \rightarrow f$ uniformly. Now fix an arbitrary function $f \in \mathcal{L}_\infty^J(\mathcal{X}) \subset \mathcal{L}_\infty(\mathcal{X})$ and consider any sequence of functions $\{g_n\} \in \mathcal{F}$ that converges to f uniformly. Construct the new sequence of functions $\{g_n^J\}$ where for any function $f \in \mathcal{F}$, f^J is defined by $f^J(x) = f(\pi^{J^c}(x))$. Observe trivially that $\{g_n^J\} \in \mathcal{F}^J$.

Now $\{g_n\} \mapsto f$ uniformly \Rightarrow for any $\epsilon > 0$, $\exists N$ such that $\forall n \geq N$,

$$\begin{aligned} & \sup_{x \in \mathcal{X}} |g_n(x) - f(x)| < \epsilon \quad \forall n \geq N \\ \Rightarrow & \sup_{x \in \pi^{J^c}(\mathcal{X})} |g_n(x) - f(x)| < \epsilon \quad \forall n \geq N \end{aligned}$$

$$\begin{aligned}
 &\Rightarrow \sup_{x \in \mathcal{X}} |g_n(\pi^{J^c}(x)) - f(\pi^{J^c}(x))| < \epsilon \quad \forall n \geq N \\
 &\Rightarrow \sup_{x \in \mathcal{X}} |g_n^J(x) - f(x)| < \epsilon \quad \forall n \geq N \quad (\because f(\pi^{J^c}(x)) = f(x)) \\
 &\Rightarrow \{g_n^J\} \mapsto f \quad \text{uniformly.}
 \end{aligned}$$

Hence \mathcal{F}^J is dense in $\mathcal{L}_\infty^J(\mathcal{X})$.

It is also easy to see that the above proposition will hold true even if $\mathcal{L}_\infty^J(\mathcal{X})$ is replaced by any other space \mathcal{G} that admits the nested structure as long as we work with the uniform metric.

(2) Since \mathcal{F} is compact, for any $\epsilon > 0$, $\exists \{f_n\}_{n=1}^{N_\epsilon} \in \mathcal{F}$ such that $\mathcal{F} \subset \bigcup_{n=1}^{N_\epsilon} \mathbb{B}_{\|\cdot\|_\infty}(f_n, \epsilon)$ (where $\mathbb{B}_{\|\cdot\|_\infty}(f_n, \epsilon)$ is a $\|\cdot\|_\infty$ ball of radius ϵ with center f_n). We now fix $f \in \mathcal{F}^J$ and note that \exists an equivalent class of functions $\{g^f\}$ in \mathcal{F} such that for any two functions g_1^f and $g_2^f \in \{g^f\}$ we have that $g_1^f \sim g_2^f$ in the sense that $g_1^f \circ \pi^{J^c} = g_2^f \circ \pi^{J^c} = f$. Fix one such $\tilde{g}^f \in \{g^f\}$. Since $\tilde{g}^f \in \mathcal{F}$, $\exists f_i \in \{f_n\}_{n=1}^{N_\epsilon}$ such that $d(f_i, \tilde{g}^f) < \epsilon$, that is,

$$\begin{aligned}
 &\sup_{x \in \mathcal{X}} |f_i(x) - \tilde{g}^f(x)| < \epsilon \quad \Rightarrow \quad \sup_{x \in \pi^{J^c}(\mathcal{X})} |f_i(x) - \tilde{g}^f(x)| < \epsilon \\
 &\Rightarrow \sup_{x \in \mathcal{X}} |f_i(\pi^{J^c}(x)) - \tilde{g}^f(\pi^{J^c}(x))| < \epsilon \\
 &\Rightarrow \sup_{x \in \mathcal{X}} |f_i^J(x) - f(x)| < \epsilon \quad (\because \tilde{g}^f(\pi^{J^c}(x)) = f(x)) \\
 &\Rightarrow \{f_n^J\}_{n=1}^{N_\epsilon} \text{ forms a finite } \epsilon\text{-cover for the set } \mathcal{F}^J.
 \end{aligned}$$

Hence \mathcal{F}^J is compact.

(3) To see (3), note that if $f_1, \dots, f_{2^{n-1}}$ is an ϵ -net of \mathcal{F} , then for any $f \in \mathcal{F}$, we have $i \in \{1, \dots, 2^{n-1}\}$ such that $\|f - f_i\|_\infty < \epsilon$. Then,

$$\begin{aligned}
 \|f \circ \pi^{J^c} - f_i \circ \pi^{J^c}\|_\infty &= \sup_{x \in \mathcal{X}} |f \circ \pi^{J^c}(x) - f_i \circ \pi^{J^c}(x)| = \sup_{x \in \mathcal{X}^J} |f(x) - f_i(x)| \\
 &\leq \sup_{x \in \mathcal{X}} |f(x) - f_i(x)| = \|f - f_i\|_\infty < \epsilon.
 \end{aligned}$$

Hence $f_1 \circ \pi^{J^c}, \dots, f_{2^{n-1}} \circ \pi^{J^c}$ is an ϵ -net of \mathcal{F}^J . □

S3.3. Proof of Lemma 2.

PROOF. To see this, let us consider a dot-product kernel k such that $k(x, y) = g(\langle x, y \rangle)$ where $\langle \cdot, \cdot \rangle$ is the usual Euclidean inner-product. Now consider the pre-RKHSs H_{pre} and H_{pre}^J . We show here that $H_{\text{pre}}^J \subseteq H_{\text{pre}}$

which will imply that $H^J \subseteq H$. To show this, take $f \in H_{\text{pre}}^J$. This implies that f can be written as $f(\cdot) = \sum_{i=1}^n \alpha_i k^J(\cdot, x_i)$ for $n \in \mathbb{N}$, $\alpha_1, \dots, \alpha_n \in \mathbb{R}$, $x_1, \dots, x_n \in \mathcal{X}$. Hence,

$$\begin{aligned} f(\cdot) &= \sum_{i=1}^n \alpha_i k^J(\cdot, x_i) = \sum_{i=1}^n \alpha_i k(\pi^{J^c}(\cdot), \pi^{J^c}(x_i)) \\ &= \sum_{i=1}^n \alpha_i g(\langle \pi^{J^c}(\cdot), \pi^{J^c}(x_i) \rangle) = \sum_{i=1}^n \alpha_i g(\langle \cdot, \pi^{J^c}(x_i) \rangle) \\ &= \sum_{i=1}^n \alpha_i k(\cdot, \pi^{J^c}(x_i)) \end{aligned}$$

Noting that $\pi^{J^c}(x_1), \dots, \pi^{J^c}(x_n) \in \mathcal{X}$, we have that $f \in H_{\text{pre}}$. In a similar way, we can show that for any $J_1 \subseteq J_2$, $H^{J_2} \subseteq H^{J_1}$. \square

Method	Mean test error	No of features chosen
SVM wRisk-RFE	0.08	4
SVM woSelection	0.18	10
SVM wSCAD	0.14	8
Log Reg wLASSO	0.19	9

TABLE S4.1. *Vowel Data*

S4. Real Data Examples. We apply the risk-RFE algorithm to two feature selection applications: feature selection in vowel recognition data, and feature selection in predicting ozone levels.

S4.1. *Non linear classification in vowel recognition.* To show the applicability of risk-RFE for non-linear classification, we apply our method to the vowel recognition data set available at <http://www-stat.stanford.edu/~tibs/ElemStatLearn/> [see Hastie, Tibshirani and Friedman, 2009]. The dataset consists of recordings from 15 individuals speaking different classes of vowels, 11 in all, and a 10 dimensional input space created from the reflection coefficients to calculate 10 log area parameters [see Rabiner and Schafer, 1978]. We apply SVM with a Gaussian RBF kernel to classify between the vowel sounds ‘i’ and ‘I’ based on these 10 features. We use five

Variables	Temp	invHt	hum	invTemp	press	milPress	vis	wind
Value function	39.90	35.18	30.37	29.16	28.56	28.19	27.89	27.42

TABLE S4.2. SVM-wRFE: Ozone Data

fold cross-validation to obtain the SVM parameters and trained on a data set with 48 instances and tested with 42 instances of each vowel. We compared results of running risk-RFE with SVM Gaussian (SVM Gauss-wRFE), with (a) running SVM without any feature selection (SVM Gauss-woSelection), (b) running Logistic regression with LASSO and (c) SCAD wLinear SVM. The results are given in Table S4.1. We did not use Guyon’s RFE as it does not provide any inherent mechanism of choosing a subset of features. As can be seen, risk-RFE is able to achieve more than a 40% drop in misclassification error relative to its nearest competitor.

S4.2. *Non linear regression in Ozone data.* The ozone data set [see Breiman and Friedman, 1985] has been used frequently to evaluate methods for non-linear regression. These data record the level of atmospheric ozone concentration from eight daily meteorological measurements made in the Los Angeles basin in 1976, and we have 330 complete cases. The response, referred to as ozone, is actually the log of the daily maximum of the hourly-average ozone concentrations in Upland, California and can be found at <http://www-stat.stanford.edu/~tibs/ElemStatLearn/> [see Hastie, Tibshirani and Friedman, 2009]. We split the data randomly into twenty test and training sets of equal sizes and perform SVR with epsilon-insensitive loss and Gaussian RBF kernel on each training-test data pair. Five fold cross-validation was used to select the parameters of the algorithm in each run. The ranks of the variables as given by risk-RFE are provided in Table S4.2 with the respective objective function values in the last run. It does confirm important non-linear relationships existing between the predictors and the ozone levels which we already knew - that temperature ($Temp$) is the most important variable in predicting ozone levels followed by inversion height ($invHt$) and humidity (hum). Risk-RFE selects between 3 and 4 variables (either only these three, or these alongwith $InvTemp$) in each run, achieving an average test error rate of 15.38%. We also compared results from when we run the regression without using risk-RFE, and when we use linear regression with LASSO for feature selection, and the results are given in Table S4.3.

Method	Mean	Average no of test error features chosen
SVM wRisk-RFE	15.38	3.6
SVM woSelection	15.45	8
Lin Reg wLASSO	19.74	5.8

TABLE S4.3. *Ozone Data*

SAYAN DASGUPTA & MICHAEL R. KOSOROK
DEPARTMENT OF BIostatISTICS
THE UNIVERSITY OF NORTH CAROLINA AT CHAPEL HILL
CHAPEL HILL, NC 27599, U.S.A.
E-MAIL: sdg.roopkund@gmail.com
E-MAIL: kosorok@unc.edu

YAIR GOLDBERG
DEPARTMENT OF STATISTICS
THE UNIVERSITY OF HAIFA
MOUNT CARMEL, HAIFA 31905, ISRAEL
E-MAIL: ygoldberg@stat.haifa.ac.il