

# Super-exponential cutoff as a probe of annihilating dark matter

Alexander V. Belikov

*Institut d'Astrophysique de Paris, UMR 7095 CNRS,  
Université Pierre et Marie Curie, 98 bis Boulevard Arago, Paris 75014, France*

Joseph Silk

*Institut d'Astrophysique de Paris, UMR 7095 CNRS,  
Université Pierre et Marie Curie, 98 bis Boulevard Arago, Paris 75014, France,  
Department of Physics and Astronomy, 3701 San Martin Drive,  
The Johns Hopkins University, Baltimore MD 21218, USA, and  
Beecroft Institute of Particle Astrophysics and Cosmology,  
1 Keble Road, University of Oxford, Oxford OX1 3RH UK*

The spectrum of gamma rays from annihilating dark matter is expected to have distinguishable features if the strength of the background signal is not too large. Here we investigate the possibility of fitting the hypothetical spectra of gamma-rays from annihilating dark matter at the Galactic Center by a super-exponential template. By generating and analyzing mock data for several on-going and future experiments (HESS, CTA and DMA), we find that preference for a super-exponential template (over an exponential) might favour the presence of dark matter annihilating to  $\tau^+\tau^-$  and  $\mu^+\mu^-$  annihilation channels.

PACS numbers: 95.35.+d 95.85.Pw, 98.70.Rz

The discovery of new physics often relies on our ability to distinguish signal from background. Much of the time we have little prior knowledge about the 'more interesting' signal part of the data. Sometimes, however, the 'less interesting' background turns out to be no better known than the signal that we are seeking. When both signals have similar magnitudes, one could make use of the spectral differences between the signal and the background if they were sufficiently strong.

It is necessary to invoke the concept of dark matter to explain many unrelated phenomena, such as the positions of the peaks of the CMB power spectrum, abundances of light elements, cosmic structure formation and measurement of mass-to-light ratios at various scales. In a number of theories, dark matter would manifest itself by self-annihilating to Standard Model particles, with resulting galactic halo signatures that include high energy particles and photons [1].

The observed signal from any particular object or region of the Universe would inevitably contain backgrounds. The density of dark matter particles is deemed to be the highest at centres of dark matter halos. The strongest signal is therefore expected to be observed at the centre of our own Milky Way halo.

The study of spectral features of astrophysical signals in the light of interpreting them as the spectrum of annihilating dark matter has recently attracted much attention. The most distinct signature could be provided by a line feature [2–4], which may have been observed in the Galactic Center region at 130 GeV. However, whether the putative line feature is a real physical signal or has an instrumental origin is far from clear, cf. [5]. Less dramatic, but possibly more realistic, spectral features that are hitherto unobserved are the so-called cut-off features [6], and box-shaped spectra features [7, 8].

Here we study the spectral properties of a hypothetical gamma-ray signal of dark matter annihilating in the Galactic Center region, and demonstrate that a simulated spectrum of dark matter annihilation to hard channels (such as  $\tau^+\tau^-$  and  $\mu^+\mu^-$ ) can be better fit by the so-called 'super-exponential' fitting function rather than by the commonly adopted exponential fit.

As a template dark matter annihilation model where the signal is potentially strong, we adopt the dark matter density spike that forms around a central black hole in a dark matter halo or sub halo [9–11]. This is visible as a point source, but similar arguments would apply to a diffuse dark matter concentration.

The point source at the Galactic Center, associated with the central black hole Sgr A\*, has been identified in radio, infrared and X-ray bands, as well as in gamma-rays by HESS [12]. In the energy range of HESS it appears as a point source within the angular resolution of the instrument ( $\Delta\Omega \simeq 10^{-5}$ ). The HESS collaboration identified a possible exponential cut-off in the spectrum of the Galactic Center source at about 15 TeV [13], which could also be explained by a broken power-law. The gamma-ray emission from source HESS J1745-290 and its high energy cutoff was explained by astrophysical mechanisms in terms of acceleration and diffusion of cosmic rays [14, 15], and alternatively in terms of annihilating dark matter [16–18]. The next generation ground-based telescope CTA will provide superior spectral and angular resolution [19]. For completeness in our analysis we also invoke the concept of the more futuristic experiment, the Dark Matter Array (DMA) [20]. With such experiments in perspective, we argue below that improved spectral measurement of the putative TeV cut-off could discriminate between the astrophysical and particle physics models.

In this paper first we describe the technique used to simulate the data and after that we present the results of fits of the simulated data by exponential and super-exponential functions.

The mean number of events in the energy bin  $E_i$ , given the flux  $\phi(E)$  registered by an experiment with an effective collecting area  $A(E)$  during time  $\Delta t$ , is estimated as

$$N_i = \Delta t \frac{1}{\sigma_i \sqrt{2\pi}} \int_{\Delta E_i} dE \int dE' A_{\text{eff}}(E') \phi(E') e^{-\frac{(E' - E)^2}{2\sigma_i^2}},$$

where  $\delta E$  is the width of the energy bin,  $\sigma_i$  is the variance of energy resolution. For the sake of simplicity, we take the effective area  $A_{\text{eff}}(E) = A_{\text{eff}}(E = 1\text{TeV})$  to be constant. Once we have the mean number of events, we generate 100 realizations of the observations for a given bin and calculate the statistical error assuming a Poisson distribution. The values of energy resolution, typical observation times, effective areas and systematic errors for HESS, CTA and DMA are summarized in Table I.

We simulate the flux measured from the Galactic Center region as a sum of the dark matter annihilation spectrum plus some unspecified power-law-like background  $\phi(E) = \phi_\chi(E) + \phi_{bg}(E)$ . While ground-based Cherenkov telescopes cannot distinguish gamma-rays from electrons and positrons, we assume that the major part of the electron and positron background can be excluded from the Galactic Center region based on the spatial template.

If dark matter is made of particles of mass  $M_\chi$  that annihilate with a cross section  $\langle\sigma v\rangle$ , the flux of gamma-rays from a dark matter halo with the density distribution described by  $\rho(l, \psi, \phi)$  is given by

$$\phi_\chi(E) = \frac{\langle\sigma v\rangle}{8\pi M_\chi^2} \frac{dN_\gamma}{dE} \int \rho^2(l, \psi, \phi) dl d\Omega, \quad (1)$$

where  $\frac{dN_\gamma}{dE}$  is the spectral density of gamma-rays per annihilation. It is standard to assume that the dark matter density in the vicinity of the Solar system is  $\rho_\odot(R_\odot = 8.5\text{kpc}) = 0.3\text{GeV cm}^{-3}$ . For demonstration purposes, we use a generalized NFW profile with  $\gamma = 1.42$  or equivalently take the flux to be boosted by a factor of  $b = 400$  over the standard NFW density profile with  $\gamma = 1.0$  (consistent with [17]):

$$\phi_\chi(E) = 1.1 \times 10^{-7} \times \left( \frac{\sigma v}{3 \times 10^{-26} \text{cm}^3 \text{s}^{-1}} \right) \times \quad (2)$$

$$\left( \frac{100\text{GeV}}{M_\chi} \right)^2 \frac{dN}{dE} \text{cm}^{-2} \text{s}^{-1} \quad (3)$$

We note that this profile and/or boost is equivalent to adopting a density spike, for which the conventional assumption is  $\gamma' = 7/3$  within  $\sim 0.1\text{pc}$ . We assume

that the background is given by a power law  $\phi_{bg}(E) = A_{bg} E^{-\Gamma_{bg}}$  with  $\Gamma_{bg} = 2.7$  [21]. We assume smaller background values for future experiments (see Table I for details).

An exponential cutoff is a template often used for describing rapidly decreasing functions. The form  $\phi(E) = A E^{-\Gamma} e^{-(E/E_{\text{cut}})}$  has been used to describe the gamma-ray spectrum of the source at the Galactic Center [22]. The continuum spectrum of annihilation of dark matter into photons for most annihilation channels has a pronounced cutoff at the mass of the dark matter particle. It is tempting to model such an abrupt cutoff with functions that decay more rapidly than an exponential function. A 'super-exponential' function  $\phi(E) = A E^{-\Gamma} e^{-(E/E_{\text{cut}})^\beta}$  is a simple generalization of an exponential function.

We generated datasets that could be hypothetically observed by HESS, CTA and DMA for  $\tau^+\tau^-$ ,  $\mu^+\mu^-$ ,  $W^+W^-$  and  $b\bar{b}$  channels for dark matter with  $M_\chi = 4\text{TeV}$  using the PPPC4DMID code [23]. After a few tests we found that for our choices of experimental parameters, the  $\tau^+\tau^-$  and  $\mu^+\mu^-$  annihilation channels benefit most from using the super-exponential spectral templates, and we decided to work specifically with these channels. Using the technique of "scalable" windows, we binned the data in  $N_b = 20$  logarithmic bins between  $E_a$  and  $E_b$ , for a range of  $\epsilon = E_b/E_a$ . As found earlier, it is propitious to keep the geometric mean ( $\bar{E} = \sqrt{E_b E_a}$ ) in a fraction of the dark matter mass  $\bar{E} = \epsilon^{-0.25} M_\chi$  [4].

For each  $\epsilon$  in the interval one to a hundred and each dataset, we found the best-fit parameters of the exponential and the super-exponential fits, and calculated the goodness-of-fit parameter  $\chi^2$ . The average values of  $\chi^2/\text{dof}$  and  $\beta$  are presented in the top and bottom rows of Fig. 1 respectively.

Since the super-exponential function has one extra parameter  $\beta$  over the exponential function, we expect that  $\chi^2$  values for the former are at least as good as for the latter. Indeed, other than the region  $1 < \epsilon < 2$  for HESS, the  $\chi^2/\text{dof}$  is significantly better for the super-exponential fitting function than for the exponential one. For HESS, the fits with the super-exponential function prove to be good in the range of  $1 < \epsilon \lesssim 20$  for  $\mu^+\mu^-$  and  $\tau^+\tau^-$  annihilation channel, while for CTA, the  $\tau^+\tau^-$  annihilation channel can be well fit with a super-exponential only in the range  $1 < \epsilon \lesssim 5$ , and over a somewhat wider range  $1 < \epsilon \lesssim 20$  for the  $\mu^+\mu^-$  annihilation channel. However, the DMA fits with the super-exponential function are not as good ( $\chi^2/\text{dof} \approx 10$ ). The reason for this is that with such overwhelming statistics and systematics, a simple super-exponential will not longer be a sufficiently good template to describe the desired signal.

The bottom figures show that the average exponent  $\beta$  of the best fits is more or less a monotonically decreasing function of  $\epsilon$ . It is possible to claim that for  $\epsilon > 3$  and all considered experiments, the  $\mu^+\mu^-$  annihilation channel requires a greater  $\beta$  to fit the observed flux.

After confirming that for certain values of  $A_{PL}$  the flux hypothetically observed by ground-based telescopes

	obs. time (hours)	effective area ( $10^6 \text{ m}^2$ )	energy resolution	syst. error	background normalization $A_{PL}$ ( $\text{GeV}^{-1} \text{cm}^{-2} \text{s}^{-1}$ )
HESS	50	0.18	15%	10%	$10^{-8}$
CTA	100	2.3	9%	5%	$10^{-9}$
DMA	5000	23	7%	1%	$10^{-11}$

TABLE I: Benchmark parameters of current and future air Cherenkov telescopes observations of the Galactic Center.

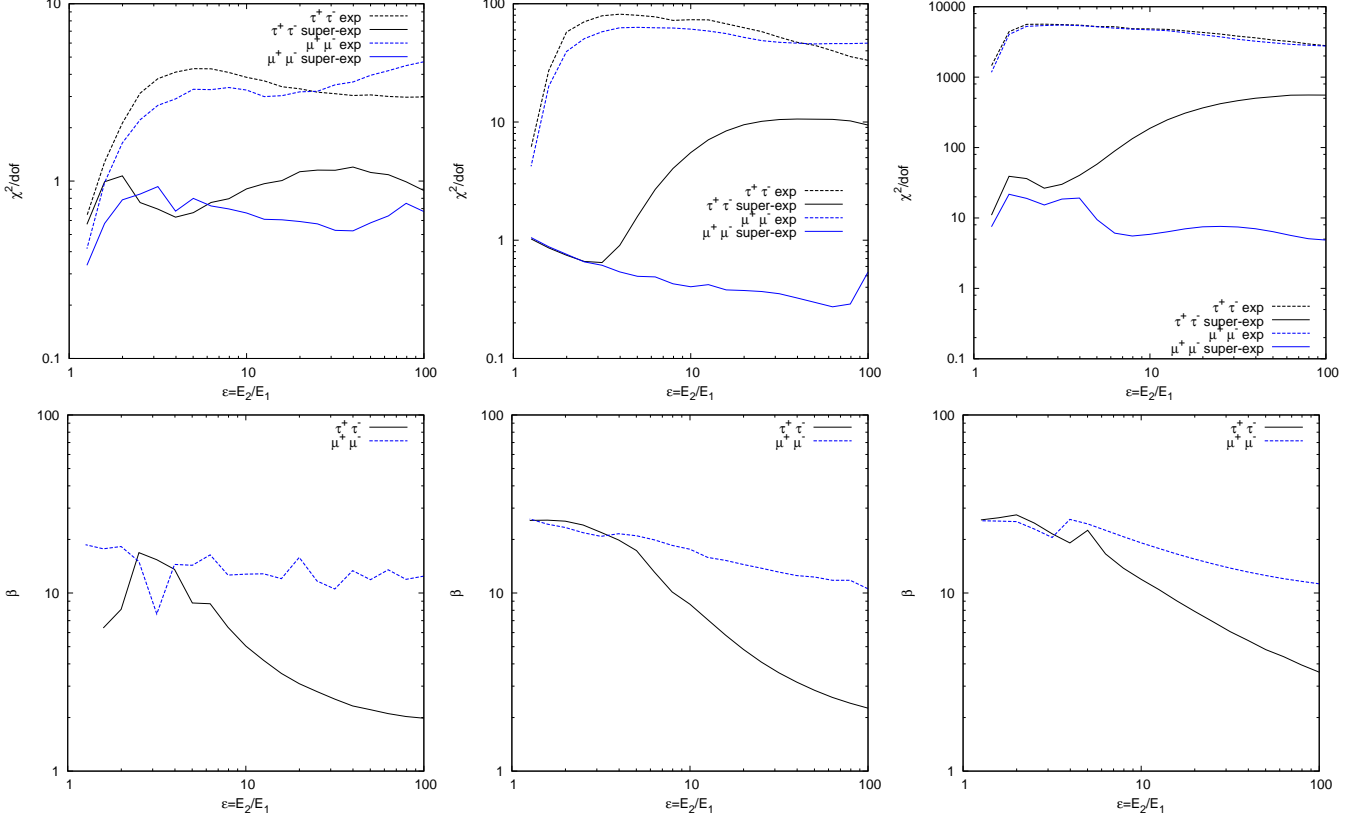


FIG. 1: Top row: the averaged  $\chi^2/\text{dof}$  of the best fits as a function of  $\bar{E} = \sqrt{E_1 E_2}$ . The values of  $\chi^2/\text{dof}$  corresponding to the fits of the spectra by an exponential function are represented by dashed lines, and that of the super-exponential function by solid lines. The black lines correspond to the  $\tau^+\tau^-$  annihilation channel, and the blue lines to the  $\mu^+\mu^-$  annihilation channel. The normalization of the background varies as described in Table I. Bottom row: The parameter  $\beta$  of best fits to the simulated datasets of the dark matter signal and background averaged over realizations as a function of  $\bar{E}$ . The black solid lines correspond to  $\tau^+\tau^-$  annihilation channel, the blue dashed lines - to  $\mu^+\mu^-$  annihilation channel. For all these plots  $\bar{E} = \epsilon^{-0.25} M_\chi$ . From left to right : HESS, CTA, DMA.

can be well fitted for  $\epsilon \sim 10$ , we studied the goodness of fitting as a function of  $A_{PL}$ , the power of the hypothetical background (having fixed  $\epsilon = 10$ ). In Fig. 2, one can see that as  $A_{PL}$  grows, the exponential fits become better, while the super-exponential fits become worse. It is clear that if the background flux is comparable to the foreground flux around the cutoff energy (the mass of the dark matter), the relevance of sharp-featured templates is diminished. In Fig. 3, left inset, the average exponents  $\beta$  are plotted as functions of  $A_{PL}$ . We note that for better experiments (higher exposures, effective areas and lower systematic error) there will be correspondingly larger  $\beta$ . The average  $\beta$  values of the best fits to the  $\mu^+\mu^-$  annihilation channel are systematically greater than those of

the  $\tau^+\tau^-$  annihilation channel.

Examples of best fits to particular realization of fluxes observed from the Galactic Center by HESS and CTA are presented in Fig. 3, center and right plots respectively.

We have investigated the use of super-exponential versus exponential templates for fitting the signal composed of the flux of gamma-rays from dark matter annihilating at the Galactic Center and an unknown astrophysical background simulated by a power-law. We found that if dark matter annihilates to  $\mu^+\mu^-$  or  $\tau^+\tau^-$  channels than the super-exponential template provides good fits and in most cases much better fits than the exponential template. It allows us to assert that if, in general, the exponential fits to the gamma-ray flux from the Galactic

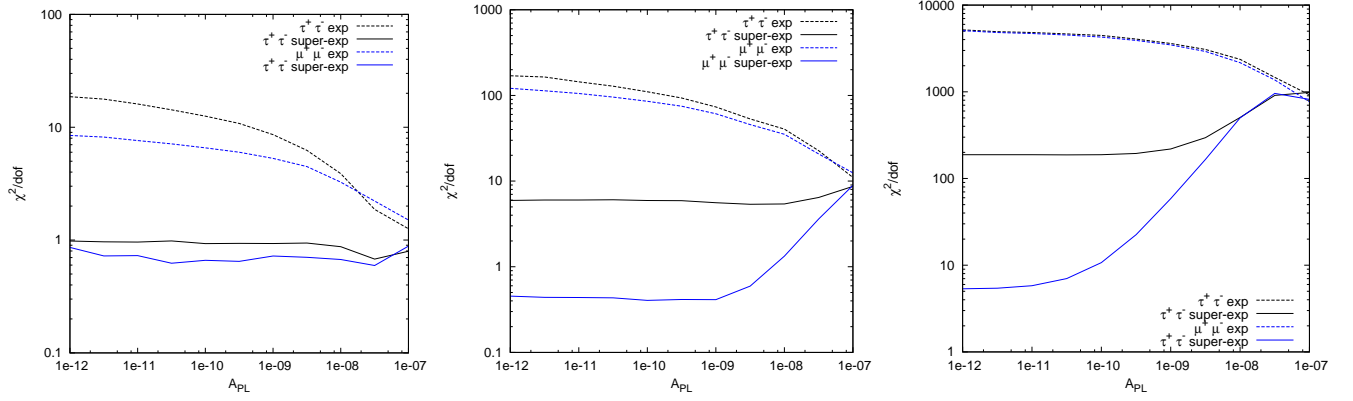


FIG. 2: The averaged  $\chi^2/\text{dof}$  of the best fits as a function of  $A_{PL}$ , the normalization of the background. The values of  $\chi^2/\text{dof}$  corresponding to the fits of the spectra by an exponential function are represented by dashed lines, and that of the super-exponential function - by solid lines. The black lines correspond to  $\tau^+\tau^-$  annihilation channel, the blue lines - to  $\mu^+\mu^-$  annihilation channel.  $\epsilon = 10$ ,  $\bar{E} = \epsilon^{-0.25} M_\chi$ . From left to right : HESS, CTA, DMA.

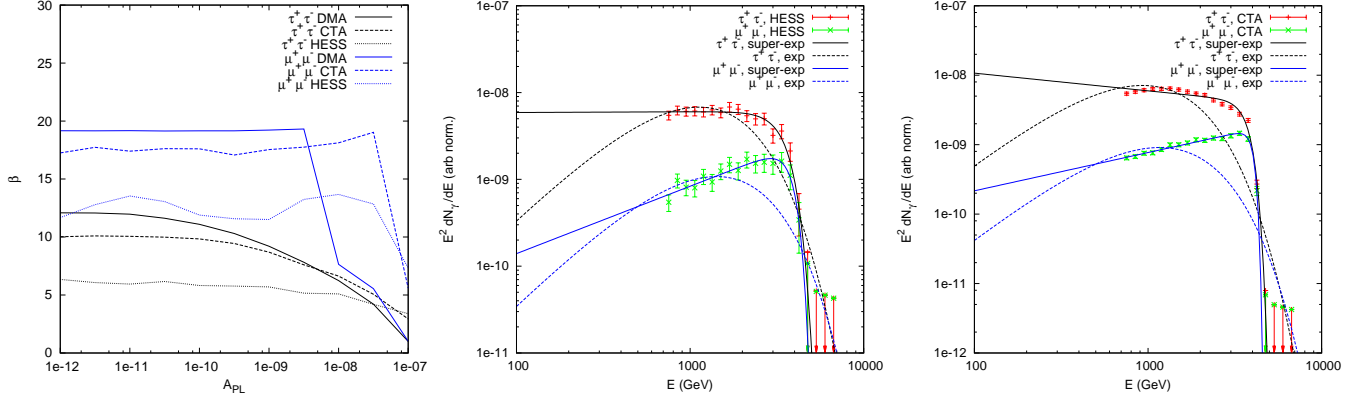


FIG. 3: The averaged  $\beta$  of the best fits as a function of  $A_{PL}$ , the normalization of the background (left). The values of  $\beta$  corresponding to HESS are presented by dotted lines, to CTA - by dashed lines, and to DMA - by solid lines. The blue lines (top three lines) correspond to  $\mu^+\mu^-$  annihilation channel and the black lines (bottom three lines) correspond to  $\tau^+\tau^-$  annihilation channel.  $\bar{E} = \epsilon^{-0.25} M_\chi$ ,  $\epsilon = 10$ . The best spectral fits to  $\tau^+\tau^-$  and  $\mu^+\mu^-$  annihilation channel for HESS (middle) and CTA (right). The solid (super-exponential fit) and dashed (exponential fit) black lines (top) correspond to the fits to the  $\tau^+\tau^-$  annihilation channel and the solid (super-exponential fit) and dashed (exponential fit) blue lines (bottom) correspond to the fits to the  $\mu^+\mu^-$  annihilation channel.

Center are significantly worse than the super-exponential ones, then the signal can be plausibly explained by dark matter annihilating to  $\mu^+\mu^-$  or  $\tau^+\tau^-$  annihilation channels. The inverse statement is even stronger - if there is no gain by using a super-exponential template over an exponential one, we can exclude  $\mu^+\mu^-$  or  $\tau^+\tau^-$  annihilation channels.

We thank T. Bringmann and M. Cirelli for useful conversations. The authors were supported in part by ERC project 267117 (DARK MATTERS) hosted by Université Pierre et Marie Curie - Paris 6 and acknowledges the hospitality of KICP where part of this work was completed.

[1] J. Silk and M. Srednicki, Physical Review Letters **53**, 624 (1984).  
 [2] M. Srednicki, S. Theisen, and J. Silk, Physical Review Letters **56**, 263 (1986).  
 [3] L. Bergström and H. Snellman, Phys. Rev. D **37**, 3737 (1988).  
 [4] T. Bringmann, F. Calore, G. Vertongen, and C. Weniger,

Phys.Rev. **D84**, 103525 (2011), 1106.1874.  
 [5] D. Whiteson (2013), 1302.0427.  
 [6] C. Weniger, JCAP **1208**, 007 (2012), 1204.2797.  
 [7] A. Ibarra, S. Lopez Gehler, and M. Pato, JCAP **1207**, 043 (2012), 1205.0007.  
 [8] A. Ibarra, H. M. Lee, S. L. Gehler, W.-I. Park, and M. Pato (2013), 1303.6632.

- [9] P. Gondolo and J. Silk, Physical Review Letters **83**, 1719 (1999), arXiv:astro-ph/9906391.
- [10] G. Bertone, G. Sigl, and J. Silk, Mon. Not. Roy. Astron. Soc. **337**, 98 (2002), arXiv:astro-ph/0203488.
- [11] G. Bertone and D. Merritt, Phys. Rev. D **72**, 103502 (2005), arXiv:astro-ph/0501555.
- [12] F. Aharonian et al. (The HESS Collaboration), Astron.Astrophys. **425**, L13 (2004), astro-ph/0408145.
- [13] F. e. a. Aharonian (H.E.S.S.collaboration), Astron.Astrophys. **503**, 817 (2009), 0906.1247.
- [14] F. Aharonian and A. Neronov, Space Sci.Rev. (2005), astro-ph/0503354.
- [15] M. Chernyakova, D. Malyshev, F. Aharonian, R. Crocker, and D. Jones, Astrophys.J. **726**, 60 (2011), 1009.2630.
- [16] S. Profumo, Phys.Rev. **D72**, 103521 (2005), astro-ph/0508628.
- [17] A. V. Belikov, G. Zaharijas, and J. Silk, Phys.Rev. **D86**, 083516 (2012), 1207.2412.
- [18] J. Cembranos, V. Gammaldi, and A. Maroto (2013), 1302.6871.
- [19] M. Actis et al. (CTA Consortium), Exper.Astron. **32**, 193 (2011), 1008.3703.
- [20] L. Bergstrom, T. Bringmann, and J. Edsjo, Phys.Rev. **D83**, 045024 (2011), 1011.4514.
- [21] L. Bergstrom, P. Ullio, and J. H. Buckley, Astropart.Phys. **9**, 137 (1998), astro-ph/9712318.
- [22] F. Aharonian et al. (H.E.S.S. Collaboration), Phys.Rev.Lett. **97**, 221102 (2006), astro-ph/0610509.
- [23] M. Cirelli, G. Corcella, A. Hektor, G. Hutsi, M. Kadastik, et al., JCAP **1103**, 051 (2011), 1012.4515.