

## Abnormal lithium abundance in several Ap-Bp stars

A. Shavrina<sup>1</sup>, N.S. Polosukhina<sup>2</sup>, N.A. Drake<sup>3</sup>, D.O. Kudryavtsev<sup>4</sup>, V.F. Gopka<sup>5</sup>, V.A. Yushchenko<sup>5</sup>, A.V. Yushchenko<sup>6</sup>

© 2009

<sup>1</sup>Main Astronomical Observatory NAN Ukraine, <sup>2</sup>Crimean Astrophysical Observatory, Ukraine, <sup>3</sup>Sankt-Peterburg University, Russia, <sup>4</sup>Special Astrophysical Observatory, Russia, <sup>5</sup>Odessa University, Ukraine, <sup>6</sup>Sejong University, (South) Korea

e-mail: shavrina@mao.kiev.ua<sup>1</sup>, polo@crao.crimea.ua<sup>2</sup>, drake@on.br<sup>3</sup>, dkudr@sao.ru<sup>4</sup>, gopkavera@mail.ru<sup>5</sup>, 12345678e@mail.ru<sup>5</sup>, yua@sejong.ac.kr<sup>6</sup>

---

Using observations of rapidly rotating roAp star HD 12098, obtained with 6m telescope of SAO RAS in 2005-2008 in nine rotational phases (0.001-0.817), and code V. Tsymbal ROTATE we identified 3 lithium spots on the surface of star, one of them coincided with the position of one magnetic pole and two others are located near the other pole, symmetrically with respect to it. Perhaps magnetic field of the star has a more complex structure than the dipole [17]. Lithium abundance in the spots is greater than cosmic one. It can be explained by diffusion of lithium in the presence of a magnetic field or by production of lithium in the reactions of "spallation" on the surface of star near the magnetic poles (see, for example, [4]). Enhanced lithium abundances was also determined for other two slowly rotating Ap stars HR 465 and HD 965. The analysis is performed using a synthetic spectrum method taking into account magnetic splitting of lines by the SYNTHM code of S. Khan [5].

---

## INTRODUCTION

Spectral observations of Ap-CP stars at BTA telescope (SAO RAS) with echelle spectrometer NES [10] are performed under the project "Lithium in CP stars". It was found several stars with anomalous lithium content. The oscillating star HD 12098, first roAp star, opened recently on northern sky [3], was among these stars. The spectrum of this star showed strong and variable Li I line 6708 Å, analysis of which revealed a high abundance of lithium [1]. It has been shown the presence of lithium spots on the surface of the star [17], similar to two roAp stars HD 83368 and HD 60435, for which lithium spots were previously detected on their surface [15]. In 2008 three new phases have added to the observations and we made a new analysis based on 9 observed phases (0.001-0.817) with Tsymbal's code ROTATE. Also the lithium blend 6708 Å was analyzed in the spectra of two slowly rotating Ap stars HR 465 and HD 965, for which we used the method of synthetic spectrum taking into account the magnetic splitting of lines [5].

### The star HD 12098

The method of synthetic spectrum on the base of model atmospheres was applied for analysis taking into account the VALD list and some additional lines of rare earth elements (REE), calculated by the authors [16]. Basing on Fe I/Fe II lines we selected the model atmosphere for HD 12098 from Kurucz' grid:  $T_{\text{eff}} = 7750$  K and  $\lg g = 4.0$ . Using this effective temperature, evolutionary tracks from the work of Schaller et al. [14] and the formula from the paper of Kochukhov and Bagnulo [6], we determined the stellar radius  $R = 1.71 R_{\odot}$ ,  $\log g = 4.2$ ,  $V_{\text{rot}} = 15.8$  km/s,  $i = 55^{\circ}$  and  $v_{\text{sini}} = 13$  km/s. The profile of the lithium blend Li I 6708 Å were calculated using the code SYNTHM of S.Khan [5] taking into account magnetic splitting. In the work of [17] a model of the dipole magnetic field for HD 12098 was constructed on the base of Ryabchikova et al. [12] values of effective magnetic field for this star. With the code ROTATE of V.Tsymbal (see [15]) the observations of this star in 2005-2007 (phases 0.018 - 0.573, 6 phases) were analyzed. Lithium spots, that almost coincided with the locations of the poles of magnetic dipole, have been identified and the lithium abundance in them were determined. Observations of 2008 (DK) added 3 new phases and we have undertaken a new analysis by the code ROTATE basing on 9 observed phases (0.001-0.817). Instead of two lithium spots [17], new analysis showed the presence of 3 lithium spots, one of which coincides with the position of one pole of the magnetic field, the two other spots are located near the other pole, symmetrically with respect to it. Possibly magnetic field of the star has a more complex structure than the dipole [17] and the magnetic field model must be recalculated with new observations. Table 1 shows longitude and latitude of the Li spots in equatorial coordinates, radius of the each spot and the lithium abundance in the spot  $\epsilon(\text{Li})$ . The observed profiles Li I 6708 Å line for the 9

Table 1: Lithium spots parameters

N	Longitude	Latitude	R	$\epsilon(\text{Li})$
1	$30^\circ$	$-20^\circ$	$40^\circ$	5.0
2	$180^\circ$	$25^\circ$	$70^\circ$	4.2
3	$290^\circ$	$-25^\circ$	$40^\circ$	4.4

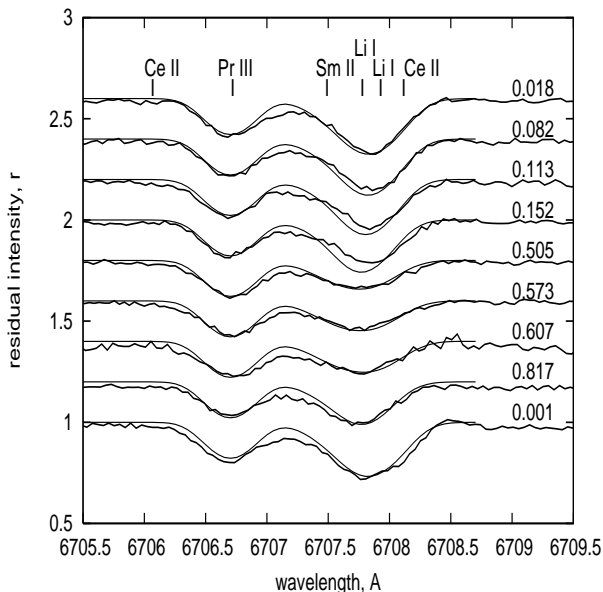


Figure 1: Observed (bold line) and model (7750/4.2) spectra of HD 12098 in the range 6705.5 – 6708.5 Å for 9 rotational phases (on the right)

rotational phases and model profiles (calculated with spot parameters of Table 1) are shown in Figure 1. Lithium abundance in the spots is higher than cosmic. It can be explained by diffusion of lithium in the presence of a magnetic field or by production of lithium in the reactions of "spallation" on the stellar surface near the poles of the magnetic field (see, for example, [4]).

### The star HD 465

The star HR 465 (HD 9996) shows the variability of the spectrum with 23 years period ([11]). The spectra observations were made by AYu in 2004 with eshelle spectrograph BOES (<http://www.boao.re.kr/BOES/>) at 1.8m telescope at the Bogunsan observatory (BOAO) in Korea ( $R = 80000$ ,  $S/N \geq 150$ , the spectral region 3780–9500 Å). In addition, we used the spectrum of this star from spectral databases ELODIE (<http://www.obs-hp.fr/archive/archive.html>). These spectra are separated by approximately of half-period of rotation, in the so-called phase of chrome, with enhanced lines of chromium (ELODIE) and the phase of rare earth elements (REE) with enhanced lines of REE (BOAO). Using profiles of ionized iron at 6148 and 6150 Å we determined the value of the surface magnetic field  $B_s$  in two phases, which were needed to model the profile Li I 6708 Å. These values were 1500-2000 G for BOES spectrum and 4500-5000 G for ELODIE one (Figs. 2, 3) The effective temperature and the gravity for the star HR 465 were identified in the work of V.Yushchenko et al. [18] on the base of equivalent widths of neutral and ionized iron lines:  $T_{\text{eff}} = 11840$  K,  $\lg g = 4.3$ . To simulate the BOES spectrum, which shows strong REE and lithium lines, we used model atmosphere from Kurucz's grid with close parameters 11750/4.0 [8], a list of lines VALD [7] and some additional REE lines, calculated by the authors [16]. We determined the lithium abundance  $\epsilon(\text{Li}) = 5.40$ , which is 2 orders exceeds the "cosmic" lithium abundance, the abundance of cerium  $\epsilon(\text{Ce}) = 6.99$  and upper limit of samarium abundance  $\epsilon(\text{Sm}) = 6.55$ . The last two values are significantly (more than 5 orders of magnitude) higher than the solar abundance

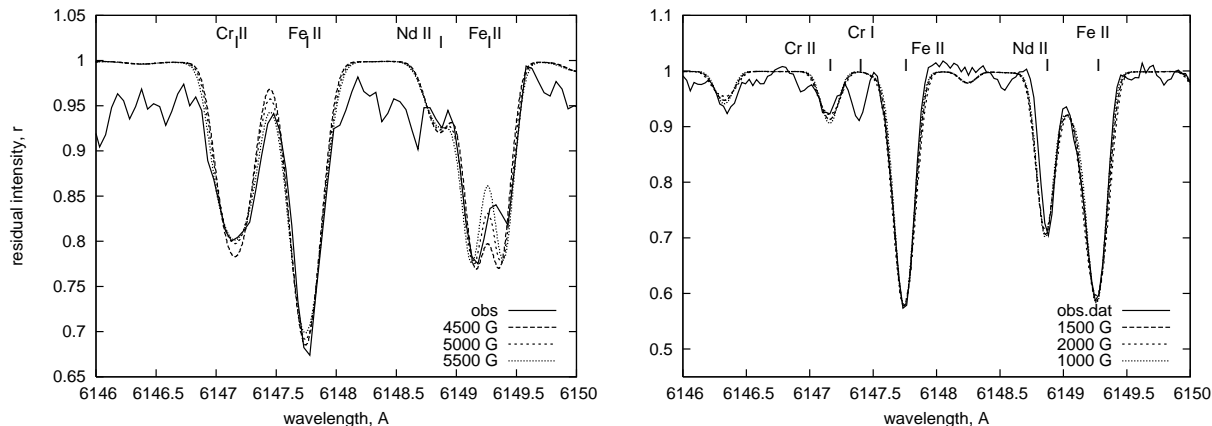


Figure 2: a) Observed spectrum (bold line) in the phase of "chrome" and model(11750/4.0) spectra of HR 465 in the range 6147-6150 Å b) Observed spectrum (bold line) in the phase of "REE" and model(11750/4.0) spectra of HR 465 in the range 6147-6150 Å

of cerium and samarium. Note that to describe the profile of the Fe II 6708.885 Å we have forced to use a resolution in the spectrum of  $R = 50000$  instead of 80000 and the iron abundance  $\epsilon(\text{Fe}) = 8.90$ , which is more than one order of magnitude above solar (Fig. 4). In the Figure 4 we see the doubling of lithium and REE lines, apparently due to the spots structure of the stellar surface.

### The star HD 965

The observed spectrum of magnetic peculiar star HD 965 of spectral class A5p (SIMBAD, <http://simbad.u-strasbg.fr/simbad/>) was obtained by AYu with eshelle spectrograph BOES at 1.8m telescope at the Bogunsan observatory (BOAO) of Korea in December 2004. HD 965 - is slowly rotating Ap star with strong magnetic fields: surface magnetic field  $B_s = 4400$  G has been measured by Mathys et al. 1997 ([9]. The rotational period of the star is more than 10 years [2]. Parameter set  $T_{\text{eff}} = 7500$ ,  $\lg g = 4.0$  and  $v_{\text{sin}i} = 3$  km/s needed to calculate model profile of Li I 6708 Å blend were taken from [13]. The method of synthetic spectrum on the base of the model atmosphere 7500/4.0 from Kurucz grid [8] taking into account the lines of VALD list and some additional REE lines, calculated by the authors [16], was applied to simulate profiles of blend 6708 Å composed of the lithium doublet 6707.8 and Ce II 6708.1 Å lines. The magnetic splitting of lines was handled with Khan's code SYNTHM [5]. Comparing the observed spectrum of the star HD 965 with computed ones we determined the boundaries of the abundance of lithium and cerium, namely  $\epsilon(\text{Li}) = 2.90 - 3.09$ , which are close to the "cosmic" lithium abundance. Apparently, the strong magnetic field prevent the mixing and the destruction of the original lithium. The cerium abundance is in the range  $\epsilon(\text{Ce}) = 3.85 - 4.27$ , which is almost three order greater than solar. Note that the lines of both elements in spectrum of this star show spots structure apparently associated with two poles of the magnetic field.

### CONCLUSION

A new analysis of the spectra of roAp star HD 12098 recently discovered in the northern sky shows the presence of 3 lithium spots, one of which coincides with the location of one magnetic pole, the two other spots are near another pole, symmetrical for him. Perhaps magnetic field of the star is more complicated, than the dipole ([17]) and its model must be recalculated, taking into account new observations. Enhanced lithium abundances in the spots on the surface of this rapidly rotating star and in the atmospheres of the two other slowly rotating Ap stars - HR 465 and HD 965 can be caused by physical processes that prevent mixing of stellar matter in the atmospheres and preserve their original high levels, namely, the suppression of convection by magnetic field and coupled with diffusion of lithium, directed to the surface of stars. Another possibility is the real processes of lithium production in the surface layers of the atmosphere, such as the reactions of "spallation" in which accelerated in the magnetic fields protons and alpha-particles destroy the heavier atoms C, N, O with formation of lithium. This possibility is shown in the theoretical work of Goriely [4] for Przybylski's star (roAp star with a large excess of REE).

**Acknowledgements** We thank V. Tsymbal and S. Khan for the opportunity to use their codes ROTATE and SYNTHM.

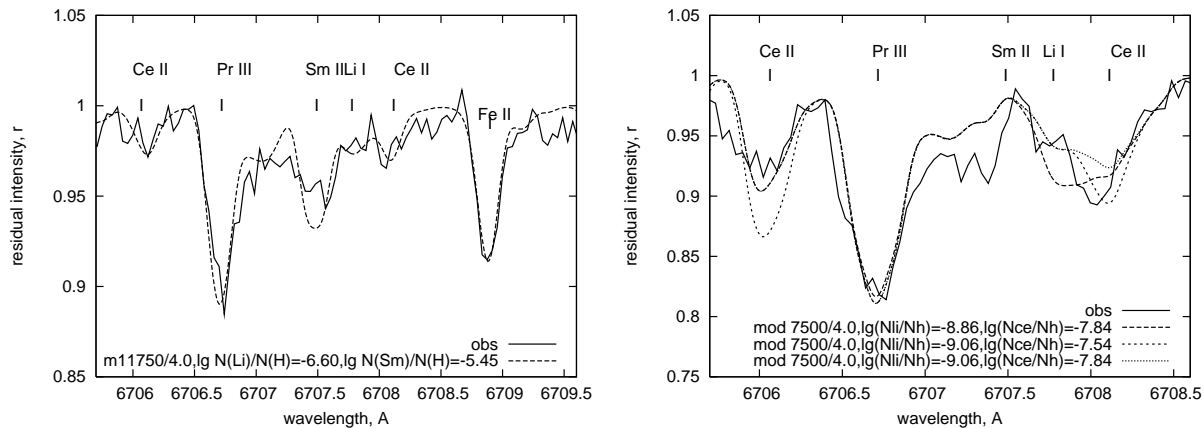


Figure 3: a) Observed spectrum (bold line) in the phase "REE" and model spectra (11750/4.0) of HR 465 in the range 6705.5 - 6708.5 Å. b) Observed (bold line) and model (7500/4.0) spectra of HD 965 for 6705.5 - 6708.5 Å for boundary abundances of Li and Ce (see figure).

## REFERENCES

- [1] *Shavrina A.V., Polosukhina N.S., Drake N.A., Kudryavtsev D.O.* Anomalous abundance of lithium in the roAp star HD 12098 recently discovered in the northern hemisphere of the sky // *Astrophysics* - 2008. - Bf 51, N 4. - P. 517 - 525.
- [2] *Elkin V. G., Kurtz D. W., Mathys G., Wade G. A., Romanyuk I. I., Kudryavtsev D. O., Smolkin S.* High time resolution spectroscopy and magnetic variability of the cool Ap star HD965 // *Monthly Notices of the RAS* - 2005. - **358**, N 3. - P. 1100 - 1104.
- [3] *Girish V., Seetha S., Martinez P., et al.* HD 12098 - A new northern hemisphere roAp star // *Astron. and Astrophys.*, - 2001. - **380**, N 1. - P. 142 - 147.
- [4] *Goriely S.* Nucleosynthesis by accelerated particles to account for the surface composition of HD 101065 // *Astron. and Astrophys.* - 2007. - **466**, N 2. - P. 619 - 626.
- [5] *Khan S.* The code of spectrum synthesis in atmospheres of Ap stars // *J. Quant. Spectr. and Radiat. Transf.* - 2004. - **88**, N 1. - P. 71 - 81.
- [6] *Kochukhov O., Bagnulo S.* Evolutionary state of magnetic chemically peculiar stars // *Astron. and Astrophys.* - 2006. - **450**, N 2. - P. 763 - 775.
- [7] *Kupka F., Piskunov N., Ryabchikova T.A. et al.* VALD-2: Progress of the Vienna Atomic Line Data Base // *Astron. and Astrophys. Suppl.* - 1999. - **138**, N 1. - P. 119 - 133.
- [8] *R.L. Kurucz* Data Bank, -1993. - CD-ROM **1 - 22**
- [9] *Mathys G., Hubrig S., Landstreet J. D., Lanz T., Manfroid J.* The mean magnetic field modulus of AP stars // *Astron. and Astrophys.* - 1997. - **323**, N 3. - P. 881 - 885.
- [10] *Panchuk V., Piskunov N., Klochkova V. et al.* The spectral complex of the Nasmyth focus of the 6-m telescope BTA // *Preprint SAO*, - 2002
- [11] *Preston G.W., Wolff S.C.* The Very Slow Spectrum, Magnetic, and Photometric Variations of HD 9996 // *Astrophys. J.* - 1970. - **160**, N 4. - P. 1071 - 1076.
- [12] *Ryabchikova T., Wade G., Auriere M. et al.* Rotational periods of four roAp stars // *Astron. and Astrophys.* - 2005. - **429**, N 1. - P. L 55 - L58.

- [13] *Ryabchikova T., Kochukhov O., and Bagnulo S.* Isotopic anomaly and stratification of Ca in magnetic Ap stars // *Astron. and Astrophys.* – 2008. – **480**, N 3. – P. 811 – 823.
- [14] *Schaller G., Schaerer D., Meynet G., Maeder A.* New grids of stellar models from 0.8 to 120 solar masses at  $Z = 0.020$  and  $Z = 0.001$  // *Astron. and Astrophys. Suppl. Ser.* – 1992. – **96**. – P. 269 – 331.
- [15] *Shavrina A.V., Polosukhina N.S., Zverko J. et al.* Lithium on the surface of cool magnetic CP stars. II. Spectrum analysis of HD 83368 and HD 60435 with lithium spots // *Astron. and Astrophys.* – 2001. – **372**, N 2. – P. 571 – 578.
- [16] *Shavrina A.V., Polosukhina N.S., Pavlenko Ya. V. et al.* The spectrum of the roAp star HD 101065 (Przybylski's star) in the Li I 6708 Å spectral region // *Astron. and Astrophys.* – 2003. – **409**, N 3. – P. 707 – 713.
- [17] *Shavrina A.V., Glagolevskij Yu.V., Drake N.A. et al.* Lithium spots in the Northern roAp star HD 12098 // *Odessa Astron. Publ.* – 2008. – **21**. – P. 111 – 114.
- [18] *Yushchenko V., Gopka V., Yushchenko A., Shavrina A., Hubrig S., Musaev F.* Atmospheric Parameters and Chemical Composition of Peculiar Stars HR465, HD91375, and HD25354 // *Odessa Astron. Publ.* – 2008. – **21**. – P. 153 – 157.