

Diffuse emission of TeV Neutrinos and Gamma-rays from young pulsars by Photo-meson interaction in the galaxy

Zhi-Xiong Li¹, Gui-Fang Lin^{2,3}, Wei-Wei Na⁴

¹ Department of Physics, Yunnan University, Kunming 650091, China; *zhixiongli456789@gmail.com*

² Yunnan Astronomical Observatory, National Astronomical Observatories, Chinese Academy of Sciences, Kunming 650011, China

³ Laboratory for the Structure and Evolution of Celestial Objects, Chinese Academy of Sciences, Kunming 650011, China

⁴ Department of Physics, Yuxi Normal University, Yuxi 653100, China; *naww@yxnu.net*

Received 2013 ; accepted 2013

Abstract It's generally believed that young and rapidly rotating pulsars are important sites of particle's acceleration, in which protons can be accelerated to relativistic energy above the polar cap region if the magnetic moment is antiparallel to the spin axis ($\mu \cdot \Omega < 0$). To obtain the galactic diffusive neutrinos and gamma-rays for TeV, firstly, we use Monte Carlo (MC) method to generate a sample of young pulsars with ages less than 10^6 yrs in our galaxy ; secondly, the neutrinos and high-energy gamma-rays can be produced through photomeson process with the interaction of energetic protons and soft X-ray photons ($p + \gamma \rightarrow \Delta^+ \rightarrow n + \pi^+ / p + \pi^0$) for single pulsar, and these X-ray photons come from the neutron star surface. The results suggest that the diffusive TeV flux of neutrinos are lower than background flux, which indicated it is difficult to be detected by the current neutrino telescopes.

Key words: pulsars: general — stars: neutron — neutrinos and gamma-rays: stars — elementary: neutrinos

1 INTRODUCTION

Very high-energy [VHE, $E > 100 \text{ GeV}$] neutrinos and gamma-rays from astrophysical objects can provide a clear indication of the origins of galactic and extragalactic cosmic rays. The radiations probably come from gamma-ray bursts, active galactic nuclei, pulsars etc. In our Galaxy most high-energy gamma-rays and neutrinos are associated with pulsars, supernova remnant and pulsar nebula (Bednarek et al. 2005; Kistler & Beacom 2006). Young pulsars are persistent and periodic sources; they also have shorter distances to

searching for the signals. If the TeV neutrinos and gamma-rays can be detected from pulsars, it will help improve our knowledge about the hadronic process taking place in the magnetosphere.

Recently, some studies (Link & Burgio 2005, 2006; Bhadra & Dey 2009; Jiang et al. 2007) have shown that if pulsar (age less than $10^6 yr$) magnetic moment is antiparallel to the spin axis ($\boldsymbol{\mu} \cdot \boldsymbol{\Omega} < 0$), Δ -resonance will be produced when pulsars-accelerated ions interact with these thermal radiation field. Then high-energy neutrinos and gamma-rays decay by Δ -resonance. Link & Burgio (hereafter LB) considered that near the surface of the neutron stars, the protons or heavier ions can be accelerated by polar caps to PeV energy. When the thermal radiation field of pulsar interact with accelerated ions with PeV energy, Δ -resonance state may occur. This process is effective, and pions subsequently decay to muon neutrinos or gamma-rays. LB calculated energy spectrum of muon neutrinos from some pulsars and estimated the event rates at Earth. The spectrum sharp rise at ~ 50 TeV, corresponding to the onset of the resonance. The flux drops with neutrino energy as ϵ_{ν}^{-2} up to an upper energy cut-off that is determined by either kinematics or the maximum energy to which protons are accelerated. Bhadra & Dey (2009) estimated TeV gamma-ray flux at the Earth from a few nearby young pulsars and compared with the observation, they found that proper consideration of the effect of the polar cap geometry in flux calculation is important, then they revised the event rates.

In this paper we find the η (ratio of polar cap area to neutron star surface area) is double the Bhadra & Dey give. We use revised polar cap geometry to calculate TeV neutrinos and gamma-rays spectrum from some young pulsars, and estimate the event rates at Earth. In order to estimate diffuse TeV neutrinos and gamma-rays radiation from Galactic Plane, a galaxy pulsar sample is required. It is the better way to simulate a pulsar sample with MC method (Cheng & Zhang 1998; Zhang & Harding 2000; Jiang et al. 2007). At last, we obtain the TeV diffuse Neutrinos and Gamma-rays flux from young pulsars in our galaxy.

In section 2, we reviewed the model of LB. In section 3, we calculate neutrino and gamma-ray spectrum from single pulsar by revised polar cap geometry. In section 4 and 5, we obtain a sample of young pulsars in our galaxy with Monte Carlo method, then estimate the diffuse neutrinos and gamma-rays emission from Galactic young pulsars. At last the discussion and conclusion are presented.

2 THE MODEL OF NEUTRINOS AND GAMMA-RAYS FROM YOUNG PULSARS

Neutron stars have enormous magnetic fields ($B \geq 10^{12} G$) and high rotation rates (tens of Hertz) which act as a very powerful generator. Charges will be stripped off the highly conductive surface and accelerated somewhere above the stellar surface. The acceleration of particles mechanisms from pulsars generally has been divided into the polar gap model (Ruderman & Sutherland 1975; Arons & Scharlemann 1979; Daugherty & Harding 1996; Gonthier et al. 2002) and outer-gap model (Zhang & Cheng 2004; Cheng et al. 1986). In the former, particles are accelerated in charge-depleted zone region near the magnetic pole of the neutron star. In the outer-gap, it will take place in the vacuum gaps between the neutral line and the last open line in the magnetosphere. Therefore, acceleration region in the polar-gap model is close to the neutron star surface, whereas in the outer-gap model it is near to the light cylinder.

In polar gap model, because of existing large rotation-induced electric fields, particles can be extracted from the polar cap surface, and then be accelerated, finally form the primary beam. The po-

$\Delta\phi = B_s R^3 \Omega^2 / 2c^2$ (Goldreich & Julian 1969), where B_s is the strength of the dipole component of the field at the magnetic poles ($B_s \sim 10^{12} G$) and $R = 10^6 R_6$ is the radius of the neutron star and p_m is the spin period in milliseconds, $\Omega = 2\pi/p$ is the angular velocity (where p is the period) and c is the speed of the light. The magnitude of the potential drop $\Delta\phi$ could be $7 \times 10^{18} B_{12} P_{ms}^{-2}$ volts ($B_s \equiv B_{12} \times 10^{12}$) (Goldreich & Julian 1969). L B consider that If electric filed is no or little screening and $\mu \cdot \Omega < 0$ (expected to hold for half of total pulsars), ions and protons will be accelerated to PeV energy near the surface of pulsars. μ is magnetic moment, Ω is angular velocity. Protons or ions accelerated by pulsars will interact with the thermal radiation of pulsars. If they have sufficient energy and exceed the threshold energy for the Δ -resonance state (Δ^+ is an excited state of proton, with a mass of 1232 MeV). The Δ -resonance state may occur. The threshold condition for the production of Δ -resonance state in $p - \gamma$ interaction is given by

$$\epsilon_p \epsilon_\gamma (1 - \cos\theta_{p\gamma}) \geq 0.3 GeV^2, \quad (1)$$

where ϵ_p and ϵ_γ are the proton and photon energy, and $\theta_{p\gamma}$ is the incidence angle between the proton and the photon in the lab frame. Young pulsars have typically temperatures of $T_\infty \simeq 0.1 keV$, and photo energy $\epsilon_\gamma = 2.8kT_\infty(1 + Z_g) \sim 0.4 keV$, where $Z_g \approx 0.4$ is the gravitational red shift and T_∞ is the surface temperature measured at infinity. In a young pulsar's atmosphere, the condition of production Δ -resonance is $B_{12} P_{ms}^{-2} T_{0.1keV} \geq 3 \times 10^{-4}$ (Link & Burgio 2005; Link & Burgio 2006), where $T_{0.1keV} \equiv (kT_\infty/0.1keV)$, $T_\infty \sim 0.1 keV$ is typical surface temperature of young pulsars. This condition holds for many young pulsars, so Δ -resonance could existed in many pulsar's atmosphere. Gamma-rays and neutrinos subsequently decayed through following channels

$$p + \gamma \rightarrow \Delta^+ \rightarrow \begin{cases} p + \pi^0 \rightarrow p + 2\gamma \\ n\pi^+ \rightarrow n + e^+ + \nu_e + \nu_\mu + \bar{\nu}_\mu. \end{cases}$$

In this part, based on the L B model; we estimated emitting neutrinos and gamma-rays from pulsars. The flux of protons accelerated by polar gap can be estimated

$$I_{pc} = cf_d(1 - f_d)n_o A_{pc}, \quad (2)$$

where $n_o(r) \equiv B_s R^3 \Omega / (4\pi Z e c r^3)$ is the Goldreich-Julian density of ions in distance r , $f_d < 1$ is the fraction depletion in the space charge in the acceleration region. It's a model dependent quantity ($f_d = 0$ correspond to no depletion and $f_d = 1$ is full depletion), so the density in the depleted gap can be written as $f_d(1 - f_d)n_o$, where $A_{pc} = \eta 2\pi R^2$ is the polar cap area, η is the ratio of polar cap area to the half of neutron star surface area, when $\eta = 1$ is the half of neutron star surface area. In LB(2006) and Jiang(2007) they use hemisphere surface area to calculate. The typical radius $r_{pc} = R(\Omega R/c)^{1/2}$ (beskin et al. 1993), the polar gap surface is $A_{pc} = \pi r_{pc}^2 = \pi \Omega R^3 / c$, so $\eta = \Omega R / (2c)$. So the maybe $\eta = \Omega R / (2c)$ is more appropriate. For young pulsars with surface temperature T_∞ , the photon density close to the neutron star surface is $n_\gamma(R) = (a/2.8k)[(1 + z_g)T_\infty]$, a is the Stefan-Boltzman constant. Numerically $n_\gamma(R) \simeq 9 \times 10^{19} T_{0.1keV}^3$. At radial distance r , photon density will be $n_\gamma(r) = n_\gamma(R)(R/r)^2$. The probability that a PeV energy proton starting from the pulsar surface will produce Δ particle by interacting thermal filed which is given by (link & Burgio 2005) $p_c = 1 - \int_R^r p(r)$. Where $dP/P = -n_\gamma(r)\sigma_{p\gamma} dr$. Thus the total flux of gamma ray/neutri generated in pulsars from the Δ^+ resonance is

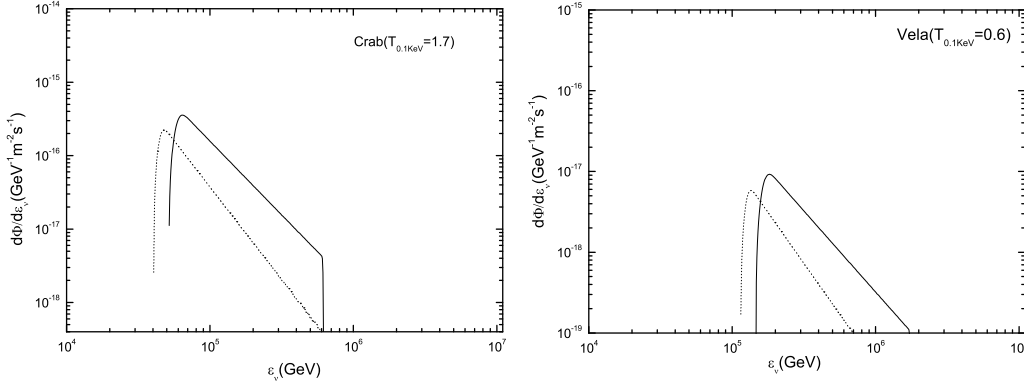


Fig. 1 The neutrino flux displayed for crab,vela, the case of linear(solid line) and quadratic proton acceleration (dotted line).

where ξ is 4/3 and 2/3 for gamma rays and muon neutrinos, respectively. At the distance of d , the phase averaged gamma ray/neutrino flux at Earth from a pulsar is

$$\phi \simeq 2c\xi\zeta\eta f_b f_d (1 - f_d) n_o \left(\frac{R}{d}\right)^2 P_c, \quad (4)$$

where f_b is duty cycle of neutrino or gamma-ray beam, ζ is the effect due to neutrino oscillation (the decays of pions and their muon daughters result in initial flavor ratios $\phi_{\nu_e} : \phi_{\nu_\mu} : \phi_{\nu_\tau}$ of nearly 1 : 2 : 0 but at large distance from the source the flavor ratios is expected to become 1 : 1 : 1 due to maximal mixing of ν_μ and ν_τ). $\zeta = 1$ and 1/2 is gamma rays and muon neutrinos respectively. We want to obtain the spectrum of neutrinos and gamma-rays, using the following differential from

$$\frac{d\phi_\nu}{d\epsilon_\nu} = 2c\xi\zeta\eta f_b f_d (1 - f_d) n_o \left(\frac{R}{d}\right)^2 \frac{dP_c}{d\epsilon_\nu}, \quad (5)$$

Taking $f_d = 1/2$ and $Z = A = 1$ for estimating upper limits on the flux. The neutrino and Gamma-rays energy flux are estimated as

$$\frac{d\phi_\nu}{d\epsilon_\nu} = 3 \times 10^{-8} \xi \zeta \eta f_b B_{12} p_{ms}^{-1} d_{kpc}^{-2} T_{0.1keV} \frac{dP_c}{dx}. \quad (6)$$

Where d_{kpc} is the distance of pulsar to earth, and dP_c/dx is the probability of proton converting to Δ^+ per unit energy interval; the details have been shown in equation(26) at Link & Burgio(2006).

3 TEV NEUTRINOS AND GAMMA-RAYS SPECTRUM

We use the equation (6) to estimate flux of neutrinos and gamma-rays and take $Z=1$ and $f_d = 1/2$ throughout this work. Taking linear ($\gamma = 1$) and quadratic ($\gamma = 2$) proton acceleration laws. Linear acceleration is corresponding to an accelerating field which is constant space and quadratic accelerating field grows linearly with height above the star. We calculate the neutrinos and gamma-rays energy flux of crab,vela,PSR B1509-58 and PSR B1706-44, when $\eta = \Omega R/2c$ showed in the fig.1 and fig.2. The parameter of source presents in Table.1.

For either acceleration law, the spectrum turns sharply at $\epsilon_\nu \simeq 70_{0.1keV}^{-1} TeV$ corresponding to the

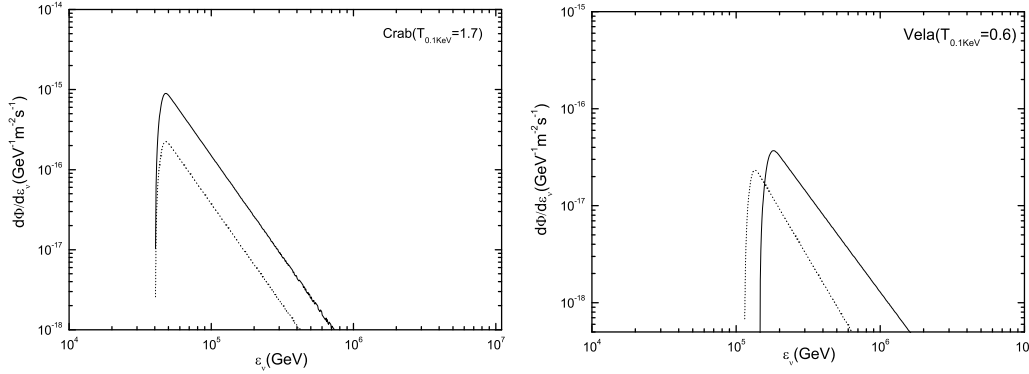


Fig. 2 The gamma-ray flux displayed for crab,vela,the case of linear(solid line) and quadratic proton acceleration (dotted line).

Table 1 The parameter of some pulsars

Source	d kpc	p ms	B_{12} G	$T_{0.1keV}$	f_b	$\frac{dN}{dAdt}$ (LB06) $km^{-2}yr^{-1}$	$\frac{dN}{dAdt}$ $km^{-2}yr^{-1}$
Crab	2	33	3.8	~ 1.7	0.14	45	0.151
Vela	0.29	89	3.4	0.6	0.04	25	0.0313
<i>B1706 – 44</i>	1.8	102	3.1	1	0.13	1	0.0038
<i>B1509 – 58</i>	4.4	151	0.26	1	0.26	5	0.0057

Table 2 The integral Tev gamma-ray fluxes comparison between the predicated and the observed.The observed upper limits for Crab, Vela,PSR B1509-58 and PSR B 1706-44 ([Aharonian et al. 2006](#))

source	$\eta = 1$ $10^{-15} cm^{-2} s^{-1}$	$\eta = \Omega R/(2c)$ $10^{-15} cm^{-2} s^{-1}$	observed upper limit of integral flux $10^{-15} cm^{-2} s^{-1}$
Crab	1038	3.297	8(56)
Vela	204.98	0.242	10(20)
<i>B1706 – 44</i>	67.4773	0.0692	10(20)
<i>B1509 – 58</i>	69.675	0.0484	10(20)

conversion becomes restricted. The flux is lower about 3 magnitude when we use pulsar surface to calculate .But it is more consistent with the observed upper limits of gamma-ray fluxes.numerical values of the integral TeV gamma-ray fluxes are obtained for pulsars listed in Table 2.

In table 2, The gamma-rays flux estimated with $\eta = 1$ is obviously higher than the observed upper limits. But with $\eta = \Omega R/2c$ it is a little lower and more consistent with the observed upper limits; Thus taking $\eta = \Omega R/(2c)$ is more reasonable.

Large-area neutrino detectors use the Earth or ice as a medium for conversion of muon neutrino to

interactions below a detector on the surface of earth. We can use the flux of neutrino estimate the count rate in the detector. The conversion probability in the Earth is(Gaissner et al. 1995).

$$P_{\nu_{\mu} \rightarrow \mu} = 1.3 \times 10^{-6}(\epsilon_{\nu}/1TeV), \quad (7)$$

The muon event rate is

$$\frac{dN}{dAdt} = \int d\epsilon_{\nu} \frac{d\phi_{\nu}}{d\epsilon_{\nu}} P_{\nu_{\mu} \rightarrow \mu}. \quad (8)$$

In Table 1,expected count rates what we estimated present in the last column of for the crab,vela,PSR B1509-58 and PSR B1706-44,use $L = 0.1$ and linear acceleration. Expected count rates (LB06)are shown in the penultimate column.Compared with the expected count rates shown in the last column, expected count rates(LB06)are higher. It means that the detectable by IceCube will not look bright.(Abbasi et al. 2012) It shows that IceCube data severely constrain these optimistic predictions of LB, and (Bhadra & Dey 2009) pulsars are unlikely to be strong source of TeV neutrino. So proper consideration of the effect of polar cap geometry in flux calculation is important.

4 THE DIFFUSE NEUTRINOS AND GAMMA-RAYS EMISSION FROM GALACTIC YOUNG PULSARS

Over 1800 radio pulsars are known (Manchester et al 2005), more than 400 pulsars ages are less than $10^6 yr$, most of which are candidates. If the magnetic moment is antiparallel to the rotating axis($\mu \cdot \Omega < 0$),ions can be accelerated in the charge-depleted gap near the star surface.So young pulsars are also potential neutrino sources, although some of them are likely weak source, the total contributions maybe significant. Therefore we use MC method simulate pulsars sample with ages less than $10^6 yr$,then determine which is neutrino pulsars in sample. We also estimate the diffuse neutrino flux and gamma-ray flux. In other words,we will cumulate all potential neutrino pulsars in the sample.

4.1 Pulsars Sample simulated by Monte Carlo method

We produce the Galactic young pulsar population by following assumptions.(e.g.Sturner & Dermer 1996;Cheng & Zhang 1998;Zhang & Harding 2000;Zhang & cheng 2004; Jiang & Zhang 2006). Pulsar sample is simulated by MC method which is described by following steps in this paper.(see Jiang et al. 2007 for detail).

Following the steps, we use the conventional assumption for Galactic pulsars birth rate ($\sim 2/100yr$) and enlarge 10 times, generate about 160000 pulsars in Galactic plane during past millions years. In this sample about 3890 pulsar could be detected radio.A lot of pulsars are not be observed because of selection effect. Compared with the ATNF catalogue pulsars, our simulated sample is consistent with the distribution of the observation. The normalized histogram distribution of pulsar period, pulsar surface magnetic field and distance are shown in fig.3. The shadow histogram represents the ANTF sample,the solid histogram represents simulated sample. We also compare the distribution Galactic Longitude and Galactic Latitude with the observed sample which is shown in fig.4. The shadow histogram represents the ANTF sample,solid histogram represents the simulated sample. Obviously,most pulsars distribute in Galactic Latitude $|b| < 5^{\circ}$

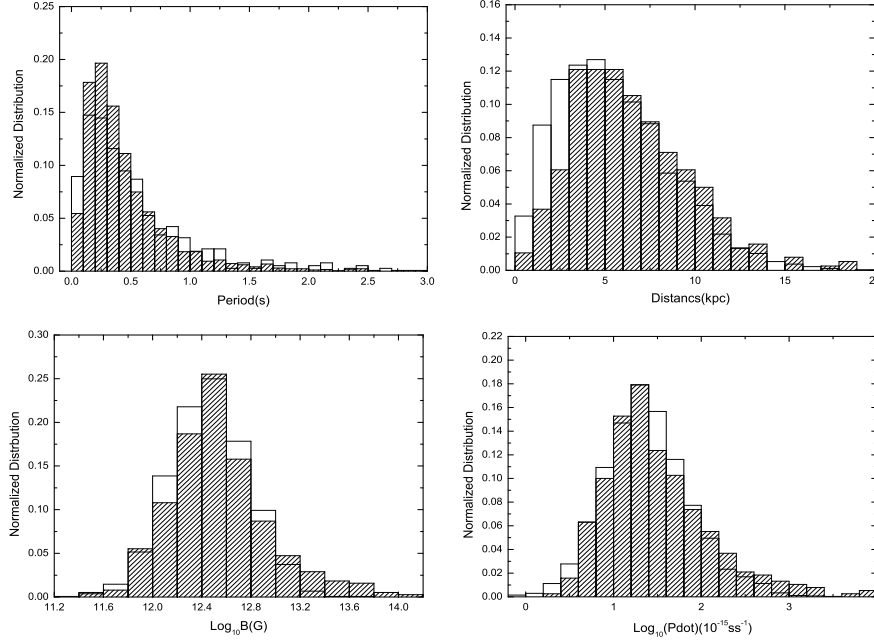


Fig.3 Normalized histogram distribution of pulsar period, distance, surface magnetic field and period derivation. Shadow histogram represent observations sample. Solid histogram represent simulated sample.

4.2 The Diffuse Emission of Neutrinos and Gamma-ray from Young Pulsars

The diffuse neutrinos and gamma-rays emission, both in Galactic and extragalactic are very interest for astrophysics, particle physics, and cosmology. The diffuse Galactic emission is produced by interactions of cosmic rays, mainly protons or electrons interact with the interstellar gas (via π^0 -production and bremsstrahlung) and radiation field (via inverse compton scattering). We estimate the gamma-rays and neutrinos flux($d\phi_{\nu,i}$)/ $d\epsilon_{\nu}$ by using equation(6). Then we can obtain the flux of neutrinos and gamma-rays from all pulsars

$$\phi(\epsilon_{\nu}) = \sum_{i=1}^N \frac{d\phi_{\nu,i}}{d\epsilon_{\nu} d\Omega_i}, \quad (9)$$

where N is the number of gamma-ray or neutrinos pulsars, and $d\Omega_i$ is the solid angle for the i pulsar, $d\Omega_i = 4\pi f_{b,i} \sim 1$. The results of neutrino energy flux are shown in fig.5. The energy flux sharply increase at about 50TeV , corresponding to the onset of the resonance. Most energy is emitted between 50TeV and 0.8TeV . After the onset of the resonance, the spectrum drops approximately as ϵ_{ν}^{-2} , because the phase space for conversion becomes restricted. Just like the spectrum for a single pulsar, it is a typical of first-order Fermi acceleration (Abbasi et al. 2012). The linear proton acceleration is about 5 times than quadratic acceleration, so the linear proton acceleration is the main acceleration. From the figure 5, it will be not easier to search

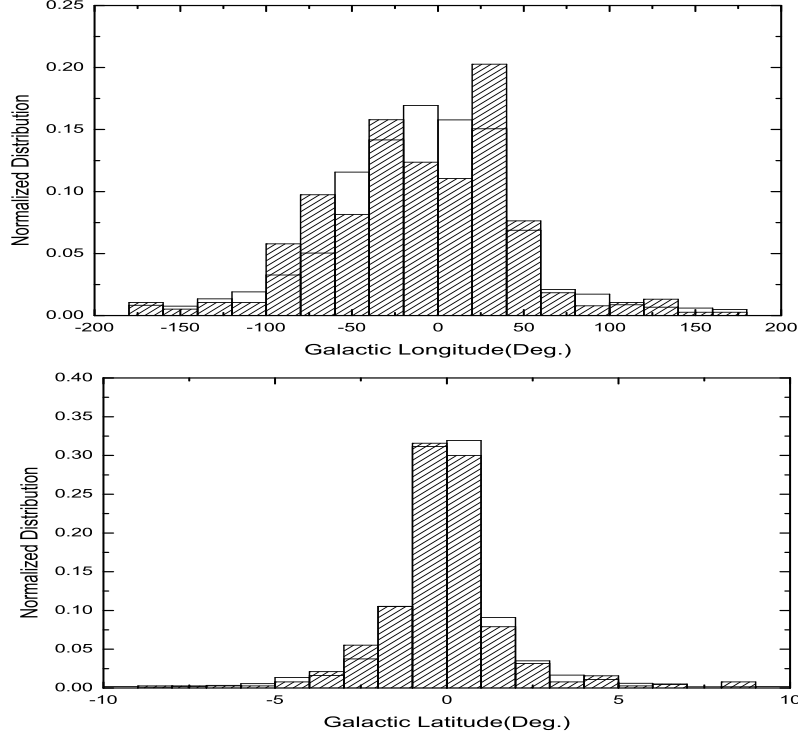


Fig. 4 Normalized histogram distribution of pulsars in Galactic Longitude and Galactic Latitude. Shadow histogram represents observations sample. Solid histogram represents simulated sample.

little. For comparison, we also give the predicted fluxes with sensitivities of AMANDA-II, ANTARES, and IceCube detectors. AMANDA detector reached a sensitivity of $8.9 \times 10^{-8} GeV cm^{-2} s^{-1} sr^{-1}$ after the first 4 years of operation in 2000-2003 (Hill 2006). The ANTARES detector sensitivity reached $7.8 \pm 0.99 \times 10^{-8} GeV cm^{-2} s^{-1} sr^{-1}$ after 1 year of data on diffuse flux, and $3.9 \pm 0.7 \times 10^{-8} GeV cm^{-2} s^{-1} sr^{-1}$ after 3 years of data on diffuse flux (Montaruli 2005). The IceCube detectors have reached a sensitivity of $(2 - 7) \times 10^{-9} GeV cm^{-2} s^{-1} sr^{-1}$ after 3 years of operation (Ribordy 2006). It sees clearly that it not easier to detect the signals of neutrino flux from young pulsars, because the neutrino flux energy is lower than the background atmospheric neutrino flux. From Figure 5, we also compare the predicted diffuse neutrino fluxes from Active Galactic Nuclei (AGNs)(Stecker 2005)and Gamma Ray Bursts (GRBs)(Liu & Wang 2013). Whereas we can find the diffuse neutrino fluxes from AGNs are larger than young pulsars and GRBs at the energy from 60TeV to 3PeV. The diffuse neutrino fluxes from GRBs and young pulsars at the ranges from 100TeV to 1PeV almost the same and lower than ATM. The distribution of estimated diffuse neutrino flux from these young pulsars is narrower than AGNs and GRBs; the flux from AGNs and GRBs peaks at about 20PeV and 1PeV respectively(He et al. 2012). The neutrino production in young pulsars is constrained by the accelerating efficiency of the protons, while the AGNs are more powerful accelerators

this energy range. The predicted diffuse neutrino from pulsars in Galaxy(Jiang et al. 2007) is easier to be detected, because the flux is above the sensitivity threshold of IceCube. Why they obtained higher flux than us,because the polar cap area we calculated is different.

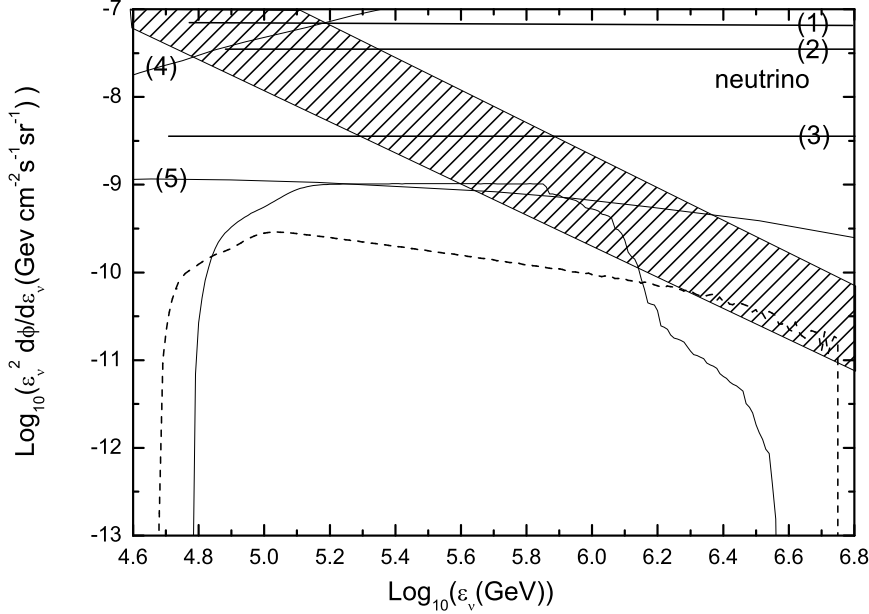


Fig. 5 The estimated diffuse neutrinos flux from young pulsars in our Galaxy. Solid and Dot line correspond to the fluxes computed for the cases of linear and quadratic proton acceleration. The solid lines labeled (1),(2),and(3)represent the sensitivities of AMANDA-II,ANTARES, and IceCube, respectively.The lines labeled (4),(5)represent the predicted fluxes from AGNs(Stecker 2005)and GRBs(Liu & Wang 2013) The region labeled "ATM" is the background atmospheric neutrino flux(Ribordy 2006).

The results of diffuse gamma-rays flux are shown in fig.6,Solid and Dashed line correspond to the fluxes computed for the cases of linear and quadratic proton acceleration.

5 DISCUSSION AND CONCLUSION

To summarize, based on the LB model and Bhadra(2009), we calculated the neutrinos and gamma-ray spectrum of some pulsars with appropriate polar cap area. we use MC method simulate pulsar sample with ages less than $10^6 yr$ and $\mu \cdot \Omega < 0$ in our galaxy. Compared with the ATNF catalogue pulsars, our simulation is succeed. According to the sample, we also estimated the diffuse neutrinos and gamma-rays in our galaxy. Our results show that the diffuse flux distributing in the energy range from $\sim 50 TeV$ to $\sim 3 PeV$ is lower about 3 magnitude than Jiang(2007)only due to different methods on dealing polar cap area.

These results show that the signals of neutrino flux from young pulsars are not easier to be detected, because the energy range about $\sim 50 TeV$ to $\sim 3 PeV$ is lower than the sensitivity threshold of IceCube

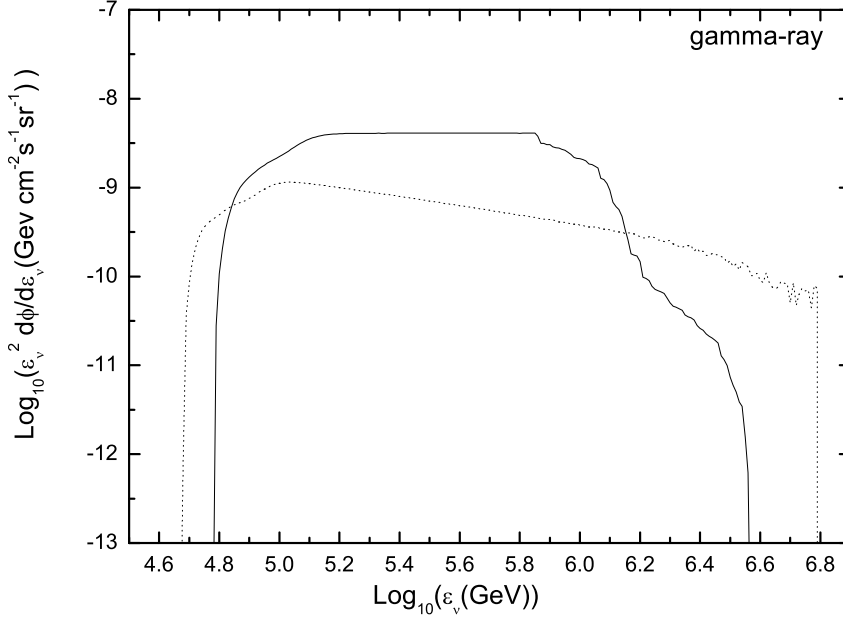


Fig.6 The estimated diffuse gamma ray flux from young pulsars in our Galaxy. Solid and Dashed line correspond to the fluxes computed for the cases of linear and quadratic proton acceleration.

not been detected from the direction of any pulsar by the AMANDA-II telescope (Ackermann et al. 2005; Ackermann et al. 2008; Ahrens et al. 2004). So proper consideration of the effect of polar cap geometry in flux calculation is important and pulsars are unlikely to be strong source of TeV neutrinos. Compared with the TeV diffuse neutrinos flux emitted from AGNs (Stecker 2005) and GRBs (Liu & Wang 2013), AGNs maybe be the primary TeV neutrinos source.

The energy data on the diffuse gamma-rays fluxes from Galactic plane around $\sim 50\text{TeV}$ to $\sim 3\text{PeV}$ have not been found now. So we cannot give the percentage of gamma-rays produced through Δ -resonance among the whole diffuse gamma-rays in our galaxy. We expect experiments like the proposed High Altitude Water Cherenkov (HAWC) detector will be constantly used to survey large regions of the sky, in particular the Galactic plane, at gamma-ray energies up to 100TeV with 10 to 15 times the sensitivity of Milagro. If we have the energy data on the diffuse gamma-rays fluxes from the Galactic plane around $\sim 50\text{TeV}$ to $\sim 3\text{PeV}$. We can estimate the percentage of pulsar's contribution on this energy range.

This work have some uncertainties, such as pulsar's birth rate and how many pulsars satisfy $\mu \cdot \Omega < 0$. Estimating thermal photons from the neutron star surface is not well determined and the physical processes in the magnetosphere are still not clear, resulting in some uncertainties in the LB model as mentioned by (Link & Burgio 2005, 2006). Therefore, in order to improve the prediction of the diffuse muon neutrino and gamma-ray flux from young pulsars, it is crucial to understand more about the neutrino flux and spectra emitted by a Single pulsar.

Acknowledgements The authors are indebted to Professor Ze-Jun Jiang for his constructive ideas and

This work is partially supported by Science Research Foundation of Yunnan Education Department of China(2012Y316)and Yunnan Province Grant No. 2010CD112.

References

- Abbasi, R., Abdou, Y., Abu-Zayyad, T., et al. 2012, *The Astrophysical Journal*, 745, 45
- Ackermann, M., Adams, J., Ahrens, J., Andeen, K., & Auffenberg, J. 2008, *ApJ*, 675, 1014
- Ackermann, M., Ahrens, J., Bai, X., et al. 2005, *Phys. Rev. D*, 71, 077102
- Aharonian, F., Akhperjanian, A. G., Bazer-Bachi, A. R., & Beilicke, M. 2006, *A&A*, 457, 899
- Ahrens, J., Bai, X., Barwick, S. W., et al. 2004, *Phys. Rev. Lett.*, 92, 071102
- Arons, J., & Scharlemann, E. T. 1979, *ApJ*, 231, 854
- Bednarek, W., Burgio, G. F., & Montaruli, T. 2005, *ApJ*, 49, 1
- beskin, V. s., Gurevich, J. C., & Istomin, N. 1993, *Physics of the Pulsar Magnetosphere* (Cambridge Univ), 117
- Bhadra, A., & Dey, R. K. 2009, *MNRAS*, 395, 1371
- Cheng, K. S., Ho, C., & Ruderman, M. 1986, *ApJ*, 300, 500
- Cheng, K. S., & Zhang, L. 1998, *ApJ*, 498, 327
- Daugherty, J. K., & Harding, A. K. 1996, *ApJ*, 458, 278
- Gaisser, T. K., Halzen, F., & Stanev, T. 1995, *Phys. Rep.*, 258, 173
- Goldreich, P., & Julian, W. H. 1969, *ApJ*, 157, 869
- Gonthier, P. L., Ouellette, M. S., Berrier, J., O'Brien, S., & Harding, A. K. 2002, *ApJ*, 565, 482
- He, H.-N., Liu, R.-Y., Wang, X.-Y., et al. 2012, *ApJ*, 752, 29
- Hill, G. C. 2006, *astro.ph*, 773
- Jiang, Z. J., Cheng, L. B., & Zhang, L. 2007, *ApJ*, 667, 1059
- Jiang, Z. J., & Zhang, L. 2006, *ApJ*, 643, 1130
- Kistler, M. D., & Beacom, J. F. 2006, *Phys. Rev. D*, 74, 063007
- Link, B., & Burgio, F. 2005, *Phys. Rev. Lett.*, 94, 181101
- Link, B., & Burgio, F. 2006, *MNRAS*, 371, 375
- Liu, R.-Y., & Wang, X.-Y. 2013, *ApJ*, 766, 73
- Montaruli, T. 2005, *Acta Phys.Polon.B*, 36, 509
- Ribordy, B. 2006, *Phy.Atom.Nucl*, 69, 1899
- Ruderman, B. A., & Sutherland, P. G. 1975, *ApJ*, 196, 51
- Stecker, F. W. 2005, *Phys. Rev. D*, 72, 107301
- Sturmer, S. J., & Dermer, C. D. 1996, *ApJ*, 461, 872
- Zhang, B., & Harding, A. K. 2000, *ApJ*, 532, 1150
- Zhang, L., & cheng, K. S. 2004, *ApJ*, 604, 317