

BLACK HOLE–NEUTRON STAR MERGERS WITH A HOT NUCLEAR EQUATION OF STATE: OUTFLOW AND NEUTRINO-COOLED DISK FOR A LOW-MASS, HIGH-SPIN CASE

M. BRETT DEATON¹, MATTHEW D. DUEZ¹, FRANCOIS FOUCART², EVAN O’CONNOR², CHRISTIAN D. OTT^{4,5},
LAWRENCE E. KIDDER³, CURRAN D. MUHLBERGER³, MARK A. SCHEEL⁴, AND BELA SZILAGYI⁴

Submitted to ApJ.

ABSTRACT

Neutrino emission significantly affects the evolution of the accretion tori formed in black hole–neutron star mergers. It removes energy from the disk, alters its composition, and provides a potential power source for a gamma-ray burst. To study these effects, simulations in general relativity with a hot microphysical equation of state and neutrino feedback are needed. We present the first such simulation, using a neutrino leakage scheme for cooling to capture the most essential effects and considering a moderate mass ($1.4 M_{\odot}$ neutron star, $5.6 M_{\odot}$ black hole), high spin (black hole $J/M^2 = 0.9$) system with the $K_0 = 220$ MeV Lattimer-Swesty equation of state. We find that about $0.08 M_{\odot}$ of nuclear matter is ejected from the system, while another $0.3 M_{\odot}$ forms a hot, compact accretion disk. The primary effects of the escaping neutrinos are (i) to make the disk much denser and more compact, (ii) to cause the average electron fraction Y_e of the disk to rise to about 0.2 and then gradually decrease again, and (iii) to gradually cool the disk. The disk is initially hot ($T \sim 6$ MeV) and luminous in neutrinos ($L_{\nu} \sim 10^{54}$ erg s⁻¹), but the neutrino luminosity decreases by an order of magnitude over 50 ms of post-merger evolution.

Subject headings: Black hole physics – Gamma-ray burst: general – Neutrinos – Stars: neutron

1. INTRODUCTION

Much of the interest in black hole–neutron star (BHNS) mergers arises from their potential to solve two important problems in contemporary astrophysics. First, it is possible that such events can produce short hard gamma-ray bursts. Second, they could significantly contribute to the abundances of r-process nuclei observed in the solar system.

Short hard gamma-ray bursts emit characteristic luminosities of $L \sim 10^{50-52}/(4\pi)$ erg s⁻¹ steradian⁻¹, with typical durations of ~ 1 s, and peak photon energies of $h\nu \sim 1$ MeV. Their spectra are nonthermal, and vary in brightness on a timescale of $\Delta t \lesssim 10$ ms (Nakar 2007). Combined observations of a nonthermal spectrum and a short time variability can be explained by an ultra-relativistic jet ($\Gamma \gtrsim 30$) launched from a disk experiencing rapid accretion onto a black hole (Narayan et al. 1992; Nakar 2007). BHNS mergers are plausible progenitors for such a system.

BHNS mergers may also produce unbound neutron-rich ejecta, which would provide an r-process nucleosynthesis site needed to explain the observed heavy element abundances (Lattimer & Schramm 1974; Freiburghaus et al. 1999; Arnoold et al. 2007; Korobkin et al. 2012). Additionally such outflows may be observable from the radioactive decay that results after unstable heavy isotopes are formed (a ‘kilonova’)

or from the shock that would form when the outflow hits a sufficiently dense interstellar medium (Metzger & Berger 2012).

BHNS mergers and their aftermath involve relativistic gravity, magnetohydrodynamics, nuclear physics, and neutrino radiation. In addition, a large space of binary parameters must be explored, since a wide range of premerger black hole mass and spin values are plausible (Belczynski et al. 2008; Özel et al. 2010). Early attempts to explore this parameter space in general relativity have used polytropic (Taniguchi et al. 2005; Shibata & Uryu 2006; Etienne et al. 2008, 2009; Duez et al. 2008, 2010; Foucart et al. 2011, 2012; Etienne et al. 2012; Foucart et al. 2013) or piecewise-polytropic (Kyutoku et al. 2010, 2011; Lackey et al. 2013) equations of state (EOS) to describe the neutron star matter, with the thermal effects being modeled by a simple Γ -law. Because the matter does not heat until after tidal disruption, use of these Γ -law EOSs may be adequate for the inspiral and very early tidal disruption phases, which produce nearly all of the gravitational wave signal. From these parameter space studies, a general picture has begun to emerge (Faber 2009; Duez 2010; Pannarale et al. 2011; Shibata & Taniguchi 2011; Foucart 2012). In the best-understood binary parameter space of spin ($a^* \equiv (J_{\text{BH}}/M_{\text{BH}}^2)(c/G) = [-0.5, 0.9]$), NS compactness ($C \equiv (M_{\text{NS}}/R_{\text{NS}})(G/c^2) \sim [0.13, 0.20]$), and mass ratio ($q \equiv M_{\text{BH}}/M_{\text{NS}} \sim [1, 7]$)—where G is Newton’s gravitational constant and c is the speed of light—disks of significant masses appear to be formed in binaries with low mass ratios, low NS compactness, or high prograde black hole spins.

After the merger, neutrinos will begin to play an important role in the evolution. Following disruption, the fluid is shocked to temperatures of ~ 10 MeV and begins to radiate copiously. In simulations of accretion disk–black hole systems (Shibata & Sekiguchi 2012), and binary neutron star mergers (Ruffert et al. 1997; Rosswog & Liebendörfer 2003;

¹ Department of Physics & Astronomy, Washington State University, Pullman, Washington 99164, USA

² Canadian Institute for Theoretical Astrophysics, University of Toronto, Toronto, Ontario M5S 3H8, Canada

³ Center for Radiophysics and Space Research, Cornell University, Ithaca, New York, 14853, USA

⁴ TAPIR, MC 350-17, California Institute of Technology, Pasadena, California 91125, USA

⁵ Alfred P. Sloan Research Fellow

Sekiguchi et al. 2011), which produce disks similar to those of BHNS mergers, total neutrino luminosities are of order $10^{51-53} \text{ erg s}^{-1}$. BHNS simulations using Γ -law EOSs indicate that disks last at most several hundred milliseconds (Etienne et al. 2009; Duez et al. 2010; Kyutoku et al. 2010; Foucart et al. 2011). During this time, neutrinos may carry away a significant amount of energy from the accretion disk, causing it to cool and contract. Additionally, neutrinos, unlike photons, change the composition of their source. In the present case, initially neutron-rich neutron star material reptonizes as it expands into a disk through an imbalance of electron- and positron-capture reactions. These composition changes can play a significant role in BHNS post-merger dynamics in a number of ways. Changes to the electron fraction alter the luminosity of each neutrino species. Lepton number gradients affect pressure forces and can drive convection (Lee et al. 2005). Phase transitions, e.g. recombination from pure nucleonic matter into alpha particles and heavy nuclei, can release or absorb energy as density and temperature change. A temperature- and composition-dependent EOS is needed to capture all of these effects.

Neutrino emission may also play a crucial role in powering the relativistic outflow needed for a GRB. It could do this by depositing energy in the funnel region along the BH spin axis via neutrino pair annihilation ($\nu\bar{\nu} \rightarrow e^-e^+$). Depending on the shape of the emitting region, its proximity to the black hole, and its emission spectrum, the annihilation process could proceed with an efficiency as high as 0.2%–0.5% (Ruffert et al. 1997; Birkel et al. 2007; Dessart et al. 2009; Harikae et al. 2010). This would indicate that neutrino pair annihilation may only be able to power low-energy GRBs. However, accurate relativistic simulations of the fluid and neutrino fields are needed to make reliable statements about the efficiency of the neutrino pair annihilation process in BHNS mergers.

Because the disk spans optically thick and optically thin regimes, a full 6-dimensional evolution of the neutrino fields (1 energetic + 3 spatial + 2 angular dimensions) is needed to completely describe the coupling between radiation and matter. This is impossible with current resources. Fortunately, many of the essential features of the radiation can be captured using a simple *leakage* scheme. Rather than performing actual radiation transport, leakage schemes remove energy and alter lepton number at rates based on the local free-emission and diffusion rates. Leakage certainly neglects some arguably important effects (e.g. neutrino absorption-driven winds), but it captures the basic energetics and composition drift of the post-merger system. (See e.g. Ott et al. 2012 for an analysis of leakage in core-collapse supernovae simulations.)

In Newtonian gravity, microphysical EOSs and neutrino leakage schemes have been used in simulations of binary neutron star (Ruffert et al. 1996, 1997; Rosswog & Davies 2002; Rosswog & Liebendörfer 2003) and BHNS (Janka et al. 1999; Rosswog et al. 2004) mergers. Leakage schemes have recently been incorporated into three-dimensional general relativistic simulations of stellar core collapse (Sekiguchi & Shibata 2011; Ott et al. 2012) and binary neutron star mergers (Sekiguchi et al. 2011; Kiuchi et al. 2012). Simulations of BHNS mergers with a microphysical EOSs but no neutrino feedback were presented by Duez et al. (2010). The first relativistic BHNS simulations with both a microphysical EOS and neutrino feedback are presented here.

In this paper, we introduce a neutrino leakage scheme

into the Spectral Einstein Code⁶, evolving the coupled hydrodynamics–Einstein field equations with leakage, and apply it to one BHNS case, a moderately low-mass ($M_{\text{NS}} = 1.4M_{\odot}$, $M_{\text{BH}} = 5.6M_{\odot}$), high black hole spin ($a^* = 0.9$) system. We follow six orbits of inspiral and evolve for 50 ms past merger. We employ the finite-temperature EOS of Lattimer & Swesty (1991) using a compressibility parameter $K_0 = 220 \text{ MeV}$ that yields neutron stars consistent with existing observations (see e.g. Demorest et al. 2010 and Steiner et al. 2010—though recent work by Guillot et al. 2013 predicts smaller neutron star radii).

We find an initially large postmerger disk of mass $M_0 \sim 0.3M_{\odot}$ which accretes rapidly for the first 30 ms and then settles to a slow mass depletion rate, from which we can estimate a disk lifetime of $T_{\text{dep}} \gtrsim 0.2 \text{ s}$. The neutrino luminosity peaks 10 ms after merger at $\sim 10^{54} \text{ erg s}^{-1}$ but drops to $\sim 2 \times 10^{53} \text{ erg s}^{-1}$ by the end of the 50 ms post-merger evolution, at which time it continues to drop. Assuming a conservative efficiency of 0.2% (Ruffert et al. 1997), we estimate the average work done by neutrino pair annihilation to be $Q_{\nu\bar{\nu}} \sim 10^{51} \text{ erg s}^{-1}$, for a total energy available to drive a jet of $E_{\nu\bar{\nu}} \sim 10^{50} \text{ erg}$. We find a large unbound outflow from the system, of mass $M_{\text{ej}} \sim 0.08M_{\odot}$, with mildly relativistic velocities, leading to an available kinetic energy that could be as high as $E_{\text{ej}} \sim 10^{52} \text{ erg}$.

The disk itself displays an interesting evolution during this time. A very high energy region—both hot and having super-Keplerian kinetic energies—develops in the innermost disk. This configuration is unstable, and nonaxisymmetric perturbations persist in the inner disk for many dynamical times. Away from the edges, the disk does roughly settle to stationary axisymmetry, and evolution is driven primarily by secular radiation and disk depletion effects. Neutrino cooling leads to a much higher-density, and somewhat lower-entropy, disk structure than seen in a comparison run without cooling. The average temperature decreases in the disk from a maximum of $\sim 6 \text{ MeV}$ at 15 ms after merger to $\sim 4 \text{ MeV}$ at 50 ms. The average specific entropy ($\sim 0.1 k_{\text{B}}$ baryon⁻¹ during inspiral) stays near $\sim 8 k_{\text{B}}$ baryon⁻¹ from 5 ms to the end of the evolution. The disk is sufficiently hot and dense to remain opaque to neutrinos of all species. The average electron fraction rises from 0.07 in the initial neutron star to around 0.2 at 20 ms after merger. At this time, electron neutrino and antineutrino number emission roughly balance. Afterwards, the electron fraction decreases gradually as the disk cools and the balance of ν_e and $\bar{\nu}_e$ emission adjusts. The disk continues to cool and flatten, so that by the end of our simulation it probably no longer has the energy to power a GRB via a neutrino mechanism alone. Longer-lasting high-power energy release may come from physics not included in this simulation, particularly magnetic fields.

This paper is organized as follows. In Section 2, we discuss the numerical methods used to simulate the mergers; in subsections 2.1, 2.2, and 2.3, we describe our treatment of the nuclear EOS, initial data, and neutrino leakage, respectively. In Section 3, we give a summary of the evolution, examining several measures of convergence. In Section 4, we analyze outflows. In Section 5, we review the relevant timescales for the accretion disk. In Sections 6 and 7, we analyze the accretion disk in the epochs of formation and neutrino-driven evo-

⁶ <http://www.black-holes.org/SpEC.html>

lution, respectively. We summarize our conclusions in Section 8.

Throughout the rest of this paper, unless otherwise noted, we adopt geometric units in which $G = c = 1$, and we use Latin indices (j, k) to represent the three spatial coordinates, and Greek indices (α, β) to represent the four spacetime coordinates.

2. METHODS

We evolve the coupled general relativistic–hydrodynamics system using the Spectral Einstein Code (SpEC). We employ our standard two-grid pseudospectral/finite difference approach, described in detail in earlier papers (Scheel et al. 2006; Duez et al. 2008; Hemberger et al. 2012; Foucart et al. 2013) and briefly summarized here. The spacetime is described by the 4-metric and its time derivative, which we evolve in the generalized harmonic formulation using a multidomain pseudospectral algorithm (Lindblom et al. 2006). The coordinates are evolved by enforcing the ‘frozen’ gauge condition described in Appendix A.1 of Foucart et al. (2013). The fluid is described by the hydrodynamic fields, which we evolve in conservative form using shock-capturing finite-difference methods. The metric and fluid are evolved on separate computational domains; fluid source terms for the metric evolution and metric source terms for the fluid evolution are acquired by interpolation between domains. The fluid domain is a uniform Cartesian grid covering the non-vacuum upper hemisphere, with the lower hemisphere fluid quantities set by an assumed equatorial symmetry. The black hole singularity is handled by excising a region inside the apparent horizon, i.e. by not placing collocation points there. The fluid grid does have points inside the excised region, but the fields at these points are not evolved, and one-sided stencils are used to evolve points next to the excision boundary.

The fluid is described by the baryonic rest mass density ρ , temperature T , electron fraction (electrons per baryon) Y_e , and 3-velocity v^i . The pressure P and specific internal energy ϵ are computed from ρ , T , and Y_e using an EOS table (see Section 2.1 below). From these, one can compute the specific enthalpy $h = 1 + \epsilon + P/\rho$. From v^i , one can compute the Lorentz factor $W = \alpha u^t$, α being the lapse and u^t being the time component of the 4-velocity. The hydrodynamic evolution equations take the form of conservation laws for a set of ‘conservative’ variables. These include a density variable, $\rho_* = \sqrt{\gamma}W\rho$, an energy variable, $\tilde{\tau} = \rho_*(hW - 1) - \sqrt{\gamma}P$, a momentum variable $\tilde{S}_i = \rho_*hu_i$, and a composition variable ρ_*Y_e , where γ is the determinant of the 3-metric, and u_i are the covariant components of the 4-velocity. Note that we do not include neutrino pressure or energy in the definitions of $\tilde{\tau}$ and \tilde{S}_i ; the neutrino radiation field appears only through source terms in the evolution equations (see Section 2.3).

To carry out a timestep, we begin by computing the conservative variable fluxes on cell faces using 5th-order WENO reconstruction (Liu et al. 1994; Jiang & Shu 1996) of ρ , T , and u_i and an HLL approximate Riemann solver (A. Harten 1983). From these cell boundary fluxes, the conservative variables are advanced forward in time. From the evolved conservative variables, the ‘primitive’ variables ρ , T , and v^i must then be recovered. This amounts to a two-dimensional root-finding problem to find the values of W and T that reproduce the evolved conservative variables. For some combinations

of conservative variables, no corresponding set of primitive variables exists. For this reason, relativistic hydrodynamics codes often impose the condition $\tilde{S}^2 < \tilde{\tau}(\tilde{\tau} + 2\rho_*)$ (Etienne et al. 2008). This inequality assumes $h \geq 1$ for all physical values of ρ and T . One feature of nuclear-based EOSs is that the internal energy becomes negative at sufficiently low densities and temperatures. For an EOS with a specific enthalpy minimum of h_{\min} , the invertibility condition becomes

$$\tilde{S}^2 < \tilde{S}_{\max}^2 = \tilde{\tau}(\tilde{\tau} + 2\rho_*) + (1 - h_{\min}^2). \quad (1)$$

To avoid divisions by zero, we impose a density floor of $6 \times 10^3 \text{ g cm}^{-3}$. Gas near the surface, at points with densities more than a few decades below the maximum, cannot be expected to be evolved accurately, so high temperatures tend to develop there. This is not a serious problem, but it can slow down the primitive variable recovery and introduce some anomalous neutrino luminosity. We therefore impose a maximum value on the temperature in the low-density region outside the star, tail, and disk (10 MeV for densities less than 10^{-4} of the instantaneous maximum density). By running segments of the evolution with different density thresholds for temperature manipulation, we confirm that its main effect is to reduce noise in the neutrino luminosity during tidal disruption—noise that is dwarfed by the post-disruption signal anyway.

2.1. Equation of State

In this work we describe the fluid with the Lattimer & Swesty (hereafter LS) EOS. This EOS is derived from a compressible liquid-drop model with a Skyrme nuclear force and includes contributions from free nucleons, alpha particles, and a single type of heavy nucleus (Lattimer & Swesty 1991). We set the nuclear incompressibility parameter, K_0 , to 220 MeV and the symmetry energy S_ν to 29.3 MeV. Electrons, positrons, and photons are added using the routines of Timmes & Arnett (1999).

We employ the LS EOS in our evolutions as a table of the following thermodynamic and composition quantities: internal energy; pressure; sound speed; neutron, proton, and electron chemical potentials; and neutron, proton, alpha particle and characteristic heavy nucleus mass fractions (along with the characteristic heavy nucleus’s average mass and charge number). We store the table with the following ranges and resolutions: $\rho \in [10^8, 10^{16}] \text{ g cm}^{-3}$, $N = 250$, log spacing; $T \in [0.01, 251] \text{ MeV}$, $N = 120$, log spacing; $Y_e \in [0.035, 0.53]$, $N = 100$, linear spacing. As in O’Connor & Ott (2010) we perform tri-linear interpolations for intermediate values. The original table and access routines are available at <http://www.stellarcollapse.org>. During evolution, T at a fluid grid point may evolve to a value below 0.01 MeV, or Y_e may evolve below 0.035. In this case, the out-of-range variable is reset to the relevant table minimum. Continuous extrapolations of P and ϵ outside the tabular bounds are defined for convenience in primitive variable recovery, but because T and Y_e are immediately reset to remain within tabular bounds, these extrapolations do not influence the evolution.

Just below nuclear saturation density a phase transition occurs between nuclei at low densities and uniform nuclear matter at high densities. The LS EOS captures this transition smoothly in free energy, but other parameters suffer from jumps between the two phases. During the inversion from conservative to primitive variables, we solve for temperature

an equation involving enthalpy and pressure. The inversion, therefore, is difficult when either $h(T)$ or $P(T)$ are not smooth. We find that the sharp transition is most disruptive to inversion at densities near $\rho \sim 10^{14} \text{ g cm}^{-3}$, and temperatures near $T \sim 1 \text{ MeV}$. We resolve the issue by ‘polishing’ the table in the temperature dimension, applying a gaussian smoothing kernel of width 0.05 MeV to the stored values of internal energy and pressure.

2.2. Initial data

We choose initial parameters that we expect to yield a massive accretion disk, and high accretion efficiencies, giving us an upper bound on energetics. The binary is characterized by a low mass ratio of $q = 4$, a high prograde aligned spin of $a^* = 0.9$, and an initial orbital separation yielding 6 orbits of inspiral before disruption. In addition, we set the star’s initial temperature to 0.01 MeV, and choose a Y_e profile that enforces neutrinoless β -equilibrium. The star’s baryonic rest mass is $1.55 M_\odot$. In isolation, it would have a gravitational mass of $1.40 M_\odot$ and an areal radius of 12.7 km.

To compute initial data we solve the extended conformal thin sandwich equations using multi-domain pseudospectral methods, as detailed in Foucart et al. (2008), using the Spectral Elliptic Solver (Pfeiffer 2003; Pfeiffer et al. 2003, 2005). The numerical domain is decomposed into a set of touching but not overlapping ‘subdomains’, comprised of spherical shells, filled spheres, cylinders, and distorted cubes, arranged to reflect the symmetries in the configuration. We use the same method to represent the metric in evolutions (see e.g. Figures 1 and 2 in Foucart et al. 2013). One difficulty arising within a spectral framework is the spurious Gibbs oscillations that can occur at discontinuities, for example at the surface of the star. Thus, a critical technique in our method involves capturing the surface at a subdomain boundary, where the abutting spectral domains have no difficulty representing the non-smooth field. For the polytropes used in our previous work (Duez et al. 2010; Foucart et al. 2011, 2012; Foucart 2012; Foucart et al. 2013) the density profile is smooth and easy to resolve. However new difficulties present themselves with the complexity of the stellar structure derived from the LS EOS.

Polytropes have density profiles that fall off as $\rho \propto (r - r_*)^n$ close to the surface (Gundlach & Plese 2009), where r_* is the stellar radius, and n is related to the polytropic index by $\Gamma \equiv 1 + 1/n$. Thus, density profiles of $\Gamma = 2$ polytropes behave linearly at the surface. To understand the effect of realistic EOSs on stellar surfaces we may use the effective adiabatic index, defined $\tilde{\Gamma} \equiv (d \log P / d \log \rho)_S$. The LS EOS, at low temperature and Y_e in neutrinoless β -equilibrium, is extremely stiff near the central density of a $1.4 M_\odot$ star, with $\tilde{\Gamma} \sim 7/2$. It begins to soften dramatically at $\sim 10^{14} \text{ g cm}^{-3}$, to $\tilde{\Gamma} \sim 1/2$. At even lower densities $\tilde{\Gamma}$ asymptotically approaches the adiabatic index of a relativistic Fermi gas, $\tilde{\Gamma} \sim 4/3$. These transitions occur very near the stellar surface, at $r \gtrsim 0.95 r_*$ in our evolution coordinates. The dramatic change in $\tilde{\Gamma}$ presents a kink in the density profile that is difficult to resolve, especially with spectral methods. Because the kink occurs over a range of radii, it cannot be captured by a subdomain boundary, as the well-defined surface of a polytrope can.

We can often improve the performance of our initial data solves by manipulating the EOS minimally. We find we can

bypass most of the non-smoothness of the stellar profile by appending a simple polytrope to the low-density portion of the cold EOS. This makes the initial star more amenable to spectral representation. Specifically, we use $P(\rho) = \kappa_0 \rho^{\Gamma_0}$ to describe pressures and

$$\epsilon(\rho) = \frac{\kappa_0}{\Gamma_0 - 1} \rho^{\Gamma_0 - 1} + \epsilon_{\text{shift}}$$

to describe energies below ρ_{break} . ρ_{break} is determined by enforcing continuity in the effective adiabatic index ($\tilde{\Gamma}(\rho_{\text{break}}) = \Gamma_0$), κ_0 by enforcing continuity in pressure, and ϵ_{shift} by enforcing continuity in energy. We use $\Gamma_0 = 2$ with the LS EOS at $T = 0.01 \text{ MeV}$ and Y_e in neutrinoless β -equilibrium. This implies $\rho_{\text{break}} = 4.49 \times 10^{13} \text{ g cm}^{-3}$, $\kappa_0 = 1.40 \times 10^4 \text{ g}^{-1} \text{ cm}^5 \text{ s}^{-2}$, and $\epsilon_{\text{shift}} = 9.13 \times 10^{17} \text{ erg g}^{-1}$.

The effects of this manipulation on the bulk of the star are minimal. It is helpful to bear in mind that the central density of a $1.4 M_\odot$ star described by this EOS is $\sim 7 \times 10^{14} \text{ g cm}^{-3}$; we append the polytrope more than an order of magnitude below this density. Though the star’s radius decreases by several percent, its rest mass changes by one part in 10^5 . Test evolutions of isolated stars show that perturbations from equilibrium, due to switching from the modified EOS used in the initial data to the true EOS used in the evolution, are smaller than the numerical noise at our typical resolutions.

In practice the manipulated density profile still falls off somewhat non-smoothly at the surface, and we can sometimes gain further accuracy in our initial data by adding an additional subdomain, isolating the outer 20% of the star (in radius) to a thin spherical shell.

Note that we limit these two surface-capturing methods to the initial data solve, during which the metric *and* fluid variables are represented on spectral subdomains. During the evolution, the fluid variables are represented on a finite-difference grid, where we also employ a high-resolution shock-capturing technique that was designed to describe fluid discontinuities.

Because the quasi-equilibrium approximation ignores the infall motion that should be present initially, using this data directly results in eccentric orbits, which could affect the disk and outflow masses. Therefore, we perform one iteration of eccentricity reduction (see Pfeiffer et al. 2007 for details) to incorporate the initial infall and to reduce the initial eccentricity to ~ 0.01 .

2.3. Neutrino leakage scheme

Neutrino leakage schemes attempt to account for the energy loss and electron number alteration caused by the emission of neutrinos by the nuclear fluid. To accomplish this, one first estimates the local effective energy emission rate Q_ν ($\text{erg s}^{-1} \text{ cm}^{-3}$), the effective lepton number emission rate R_ν ($\text{s}^{-1} \text{ cm}^{-3}$), and the neutrino radiation pressure P_ν as measured in a local Lorentz frame comoving with the fluid. In such a frame

$$\partial_t(\rho Y_e) = -R_\nu m_U, \quad (2)$$

$$\partial_t T^{00} = -Q_\nu, \quad (3)$$

$$\partial_t T_{j0} = -\partial_j P_\nu, \quad (4)$$

where m_U is the atomic mass unit, and $T^{\alpha\beta}$ is the stress tensor. Then the energy, momentum, and composition source terms

follow directly from putting the above in generally covariant form. In the comoving Lorentz frame of Equations 2-4, $u^0 = 1$, $u^j = 0$, and $g_{\alpha\beta} = \eta_{\alpha\beta}$, so a covariant form of the neutrino sources is

$$\nabla_\alpha(\rho Y_e u^\alpha) = -R_\nu U, \quad (5)$$

$$\nabla_\alpha T^{\alpha\beta} = -Q_\nu u^\beta - (g^{\alpha\beta} + u^\alpha u^\beta) \nabla_\alpha P_\nu. \quad (6)$$

For the time derivative of P_ν , we assume simple advection $u^\alpha \nabla_\alpha P_\nu = 0$, which is not quite right, since the neutrino field changes in ways other than advection, but the effect of the $\partial_t P_\nu$ source in our simulations (and, indeed, the effect of all neutrino pressure terms) is quite small, so a more accurate estimate is not necessary.

For the computation of Q_ν and R_ν , our code is essentially an extension of the GRID neutrino leakage code (O'Connor & Ott 2010) to three dimensions. That code in turn closely follows the leakage schemes of Ruffert et al. (1996) and Rosswog & Liebendörfer (2003). In optically thin regions, emission rates should be given by the local rates of neutrino-generating interactions for each neutrino species ν_i : $Q_{\nu_i}^{\text{free}}$ and $R_{\nu_i}^{\text{free}}$. In optically thick regions, energy and leptons escape via diffusion at rates $Q_{\nu_i}^{\text{diff}}$ and $R_{\nu_i}^{\text{diff}}$. The effective rates come from interpolating these; e.g., for energy emission,

$$Q_{\nu_i} = \frac{Q_{\nu_i}^{\text{free}} Q_{\nu_i}^{\text{diff}}}{Q_{\nu_i}^{\text{free}} + Q_{\nu_i}^{\text{diff}}}. \quad (7)$$

Like most other leakage schemes, we include three neutrino species, ν_e , $\bar{\nu}_e$, and ν_x , where ν_x includes μ and τ neutrinos and antineutrinos. Then $Q_\nu = Q_{\nu_e} + Q_{\bar{\nu}_e} + 4Q_{\nu_x}$ and $R_\nu = R_{\nu_e} - R_{\bar{\nu}_e}$.

For free emission rates, we include β -capture processes ($e^- p \rightarrow n \nu_e$ and $e^+ n \rightarrow p \bar{\nu}_e$), electron-positron pair annihilation, plasmon decay, and nucleon-nucleon Bremsstrahlung emission. (For the latter process, we use the rate given in Burrows et al. 2006.) In calculating the opacity, we include scattering on nucleons and heavy nuclei and absorption on nucleons. All particle species, including the neutrinos, are assumed to have Fermi-Dirac distribution functions.

As in GRID, we assume the neutrino chemical potentials are

$$\mu_{\nu_i} = \mu_{\nu_i}^{\text{eq}} (1 - e^{-\langle \tau_{\nu_i} \rangle}), \quad (8)$$

where $\mu_{\nu_i}^{\text{eq}}$ is the β -equilibrium value of μ_{ν_i} ($\mu_{\nu_e}^{\text{eq}} = -\mu_{\bar{\nu}_e}^{\text{eq}} = \mu_e + \mu_p - \mu_n$, $\mu_{\nu_x}^{\text{eq}} = 0$) and $\langle \tau_{\nu_i} \rangle$ is the energy-averaged optical depth.

Given the primitive variables and neutrino chemical potentials, we can compute $\tau_{\nu_i}(E_{\nu_i})$, the optical depth of neutrino species ν_i at energy E_{ν_i} along some path parameterized by l , with the line integral

$$\tau_{\nu_i}(E_{\nu_i}) = \int [\lambda_{\nu_i}(E_{\nu_i})]^{-1} dl = E_{\nu_i}^2 \int \hat{\lambda}_{\nu_i}^{-1} dl, \quad (9)$$

where $\lambda_{\nu_i}(E_{\nu_i}) \equiv E_{\nu_i}^{-2} \hat{\lambda}_{\nu_i}^{-1}$ is the mean free path, and we have taken advantage of the fact that all the absorption and scattering cross sections considered have a common neutrino energy dependence, $\sigma_{\nu_i} \propto E_{\nu_i}^2$, which can be factored out. Using the optical depth, the diffusion rates $Q_{\nu_i}^{\text{diff}}$ and $R_{\nu_i}^{\text{diff}}$ are estimated as in Rosswog & Liebendörfer (2003).

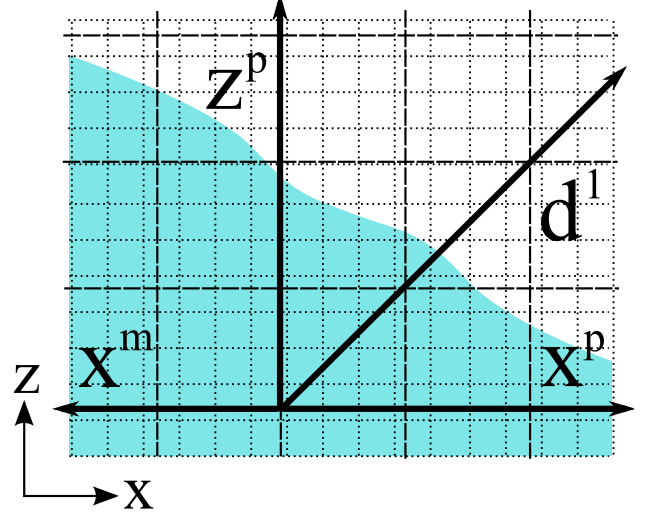


Figure 1. Schematic of the optical depth calculation. The fine (dotted) grid represents the finite difference grid for the fluid evolution; the coarse (dashed) grid represents the opacity grid for the optical depth calculation. The blue region in the lower left represents dense fluid in which the neutrino mean free path is small. For each zone of the opacity grid, we first integrate five axial rays, excluding the $-z$ axis because of equatorial symmetry; three of these are labeled: x^m , x^p , z^p . Then we integrate two additional ‘most promising’ diagonal rays, lying between the minimum optical depth axis and the two next-to-minimum axes; one of these is labeled: d^1 .

The calculation of τ_{ν_i} uses interaction cross sections that depend on μ_{ν_i} , and by Equation 8, these themselves depend on $\langle \tau_{\nu_i} \rangle$. GRID iterates Equation 8, but since optical depth calculations are more expensive in 3D, and the interpolation formula is itself somewhat arbitrary, we have experimented with introducing a second optical depth variable $\langle \tau_{\nu_i} \rangle_{\text{approx}}$ for use in Equation 8. We have tried

- 1) setting $\langle \tau_{\nu_i} \rangle_{\text{approx}}$ equal to the energy average of $\tau_{\nu_i}(E_{\nu_i})$ and, as in GRID, iterating to rough convergence
- 2) limiting the code to one iteration per opacity calculation, starting from previous calculation’s results for $\langle \tau_{\nu_i} \rangle_{\text{approx}}$ and μ_{ν_i} . Since the matter distribution changes little between opacity computations, this method is very similar to the first.
- 3) using an analytic fit for neutron stars:

$$\log_{10} \langle \tau_{\nu_i} \rangle_{\text{approx}} = 0.96 (\log_{10} \rho_{\text{cgs}} - 11.7), \quad (10)$$

- 4) modifying the above to capture the effect of temperature on the average neutrino energy, and hence the cross-section:

$$\log_{10} \langle \tau_{\nu_i} \rangle_{\text{approx}} = 0.96 (\log_{10} \rho_{\text{cgs}} - 11.7) \left(\frac{T}{0.1 \text{ MeV}} \right)^2. \quad (11)$$

The effect of the assumption for $\langle \tau_{\nu_i} \rangle_{\text{approx}}$ on the luminosity is fairly small for all epochs of our simulation (of order 10% or less), and the runs below use the simplest scheme (3). The effect on the lepton number emission rate can be tens of percents at times, meaning the choice of neutrino chemical potential may have some effect on the composition evolution of the disk, an issue we intend to explore more deeply in future work. Numerical experiments do show that the most notable aspect of the disk Y_e evolution, the deleptonization at late times when the disk cools, is also found with scheme 2 and does not seem to be an artifact of this chemical potential choice. It should be emphasized that $\langle \tau_{\nu_i} \rangle_{\text{approx}}$ is only used for Equation 8. The diffusion rates are determined using τ_{ν_i} as computed in Equation 9.

The most costly part of the leakage scheme is the estimate

of the optical depth. To compute this, we first interpolate the opacity (factoring out the E_ν^2 neutrino energy dependence, as discussed above) onto a lower resolution 3D grid. Then we compute line integrals of this quantity in 7 directions to the computational boundary: one integral forward and backward on each coordinate axis, excluding $-z$ because of our grid’s reflection symmetry, plus two diagonals based on the ‘most promising’ of the coordinate directions (see Fig. 1). The minimum line integral gives the optical depth. (More precisely, the optical depth is E_ν^2 times this integral.)

To test our implementation of the leakage scheme, we have constructed spherically symmetric configurations of hot gas and compared our results (R_ν , Q_ν , and the optical depth) with those of GR1D. We set the neutrino chemical potentials in the same way for this test to have a clean comparison. We tried spheres with a range of central density, temperature, and Y_e , so that some were optically thin and others optically thick. As expected, the two codes agreed.

The emission rates also allow us to compute the total neutrino energy and number luminosity radiated to infinity by performing proper integrals over Q_ν and R_ν . For the energy luminosity at $r \rightarrow \infty$, L_ν , we multiply the integrand by a redshift factor g_{00} : one factor of $\sqrt{g_{00}}$ for the time dilation and one factor for the energy redshift. For the integral of R_ν , we multiply by a redshift factor of $\sqrt{g_{00}}$.

3. SUMMARY OF EVOLUTION: GLOBAL MEASURES AND CONVERGENCE

Our evolution begins with a coordinate separation of 83 km between the centers of the two compact objects. The inspiral takes place over 6 orbits (28 ms) and is followed by tidal disruption and merger. We continue to evolve the spacetime and fluid ~ 7 ms past merger, by which time the metric is mostly stationary, but the accretion disk remains highly dynamic. The interpolation and communication of the fluid variables to the spacetime (pseudospectral) grid is the dominant computational cost during this phase of the evolution, so continuing to evolve the complete system for many tens of milliseconds would be prohibitive with the current code. Instead, we continue the evolution some 40 ms longer in the Cowling approximation, that is we evolve the fluid but leave the spacetime fixed.

The Cowling approximation ignores several effects. First, it neglects changes in the disk’s and the black hole’s gravitational pull. The mass accreted onto the black hole is some two orders of magnitude smaller than the black hole mass, so this effect is probably unimportant. Second, the Cowling approximation cannot capture instabilities due to the disk’s self-gravity. However, this should not qualitatively alter perturbations in the bulk of the disk. The threshold for gravitational instability can be estimated from Toomre’s criterion: $Q_T = \kappa c_s / (\pi G \Sigma) > 1$ for stability (Safronov 1960; Toomre 1964), where c_s is the sound speed of the disk, κ is the epicyclic frequency, Σ is surface density, and G is the gravitational constant. For the disk considered here, the minimum Toomre parameter there is about 20 except for the inner and outer edges. The small amount of matter in the outer regions of the grid is not yet in circular orbit equilibrium, so the stability condition is inapplicable. At the innermost region of the disk, $\kappa \rightarrow 0$ at the innermost stable circular orbit, but here the Cowling approximation does capture the main orbital instability. Third, the Cowling approximation discards

the gravitational waves caused by the disk’s nonaxisymmetry. For the observed mass quadrupole variations induced in the disk, gravitational waves will affect the modes on a timescale $E_{\text{mode}}/L_{\text{GW}} \sim 10^2$ s (where $E_{\text{mode}} \sim M_0 v^2 (\delta\Sigma/\Sigma)^2$ is a characteristic energy of the spiral waves, and L_{GW} is the gravitational wave luminosity). Thus we may safely ignore this effect.

To check the accuracy and robustness of our results, we evolve the merger at 3 resolutions, which we label ‘L1’, ‘L2’, and ‘L3’. The effective number of points on the spectral/fluid grid are roughly $70^3/120^3$ for L1, $75^3/140^3$ for L2, and $87^3/160^3$ for L3. Since the spectral evolution uses adaptive meshing, the number of collocation points changes significantly over the course of an evolution, so the above are averages. Also, the actual numbers of stored grid fluid points are half the above numbers, since each stored point gives the fluid variables at a point below and a point above the equator, following our assumption of equatorial reflection symmetry. After tidal disruption, the coordinate system of our fluid grid is driven nonuniformly to higher resolution close to the black hole. Our high resolution corresponds to a fluid grid spacing of ~ 160 m during inspiral and about 0.7 km vertical / 2 km radial in the inner disk after merger.

In addition to the convergence tests, we perform one merger, at the L1 resolution, without neutrino leakage. We label this run ‘L1no ν ’. Comparing L1no ν to L1 lets us isolate the effects of the neutrinos on the fluid.

In Figures 2 and 3, we show the evolution of several main global quantities for all runs. Comparing resolutions allows us to discern which evolution features are robust and which are numerical artifacts. For example, the neutrino luminosity (L_ν) spikes 2 ms after merger, but this feature appears to converge away as resolution is increased. Volume renderings of the fluid (see an equatorial slice in Fig. 4) show that at these times, some of the nuclear matter is spread in a thin tidal tail which is underresolved at low resolutions. The luminosity at later times comes from the much better-resolved disk, and we see good agreement between the higher resolutions on L_ν after about 5 ms. Figure 2 reveals that the rest mass of L1 at late times differs from that of the higher resolutions significantly more than the high resolutions differ between themselves. By 10 ms this difference has settled to about 30%. The reason for this is that resolution L1 generates a hotter, fatter, lower-density disk. The puffed-up disk drives more of its matter off of our computational domain, an effect that we can already see in outflow measurements by 2 ms after merger (see Section 4). Finally, in Fig. 3, we again see that the different resolutions agree well on the post-merger composition and entropy, giving us confidence that these are roughly correct, though strict convergence is lacking. Given the strong shocks and turbulent-like behavior in the disk, this is unsurprising. However, comparing the leakage runs to L1no ν , we see that the secular neutrino effects are much larger than the differences between resolutions.

4. TIDAL DISRUPTION AND EJECTA

In a BHNS merger, matter expelled at high velocity may ultimately become unbound from the central gravitational potential. In addition to enriching the interstellar medium with r-process elements (Lattimer & Schramm 1974; Freiburghaus et al. 1999; Arnould et al. 2007; Korobkin et al. 2012), this nuclear matter may emit an electromagnetic signal. The ra-

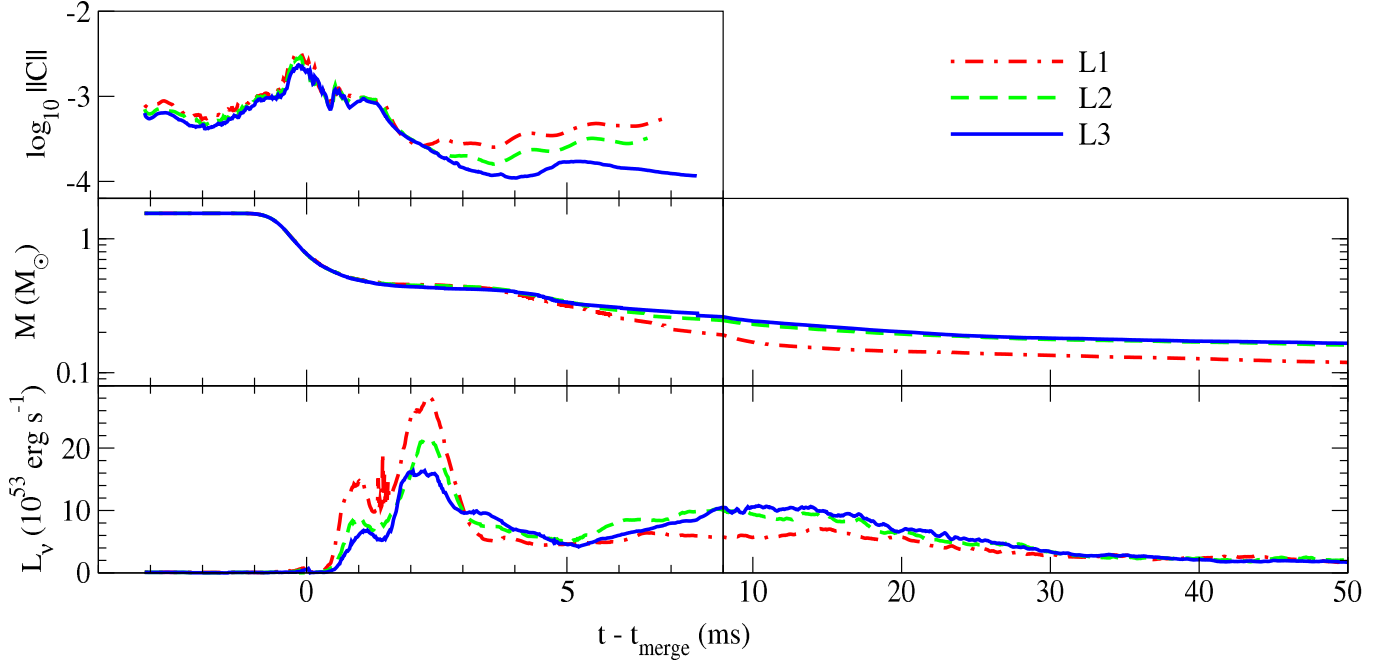


Figure 2. Global convergence measures, showing the three resolutions with leakage. t_{merge} is the time at which 50% of the rest mass has depleted. We use different scalings for the time-axis before and after 8 ms in order to highlight the initial disruption and accretion. *Top panel:* L^2 norm of global generalized harmonic constraint violations (see Lindblom et al. 2006). We stop tracking this measure at ~ 7 ms when we freeze the spacetime metric and begin the Cowling evolution. *Middle panel:* baryonic rest mass remaining on the computational grid (in units of M_{\odot}). The initial decrease beginning at -1 ms is driven by accretion onto the black hole. The second decrease beginning near 3 ms is due to matter falling off the outer boundary of the computational domain. The disk mass quoted throughout ($M_0 \approx 0.3 M_{\odot}$) is the gravitationally bound mass outside the BH at 5 ms in the L3 evolution, i.e. the mass on the grid minus the instantaneous estimate of the remaining unbound mass discussed in Section 4. *Bottom panel:* total neutrino luminosity (in units of $10^{53} \text{ erg s}^{-1}$), as measured at $r \rightarrow \infty$.

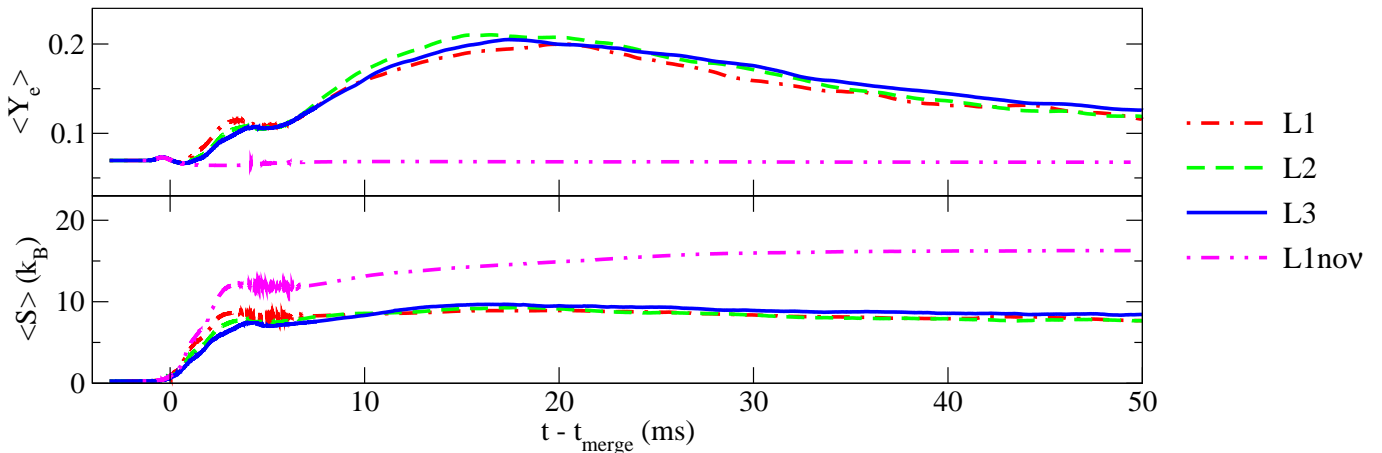


Figure 3. Secular chemical and thermal evolution of the disk for the three resolutions with leakage, and also L1nov. *Top panel:* mass-weighted average of the electron fraction. In the L1nov evolution, Y_e simply advects with the flow. The early decreases at 0 ms and 3 ms are due to the major mass loss episodes: initial accretion, and loss of the tidal tail from the outer boundary. *Bottom panel:* mass-weighted average of the entropy, in units of $k_B \text{ baryon}^{-1}$.

diactive nuclei formed in the neutron-rich fluid quickly fission, emitting high-energy beta- and gamma-radiation. This heats the ejecta, which becomes optically thin on an expansion timescale (days to weeks), and radiates thermalized photons, producing an isotropic kilonova (or ‘macronova’, see Li & Paczynski 1998; Roberts et al. 2011; Metzger & Berger 2012; Rosswog 2012; Piran et al. 2013; Kasen et al. 2013) at optical, or perhaps infrared, wavelengths, depending on the highly-uncertain opacity properties of the material (Kasen et al. 2013).

Additionally, the high-velocity ejecta form a blast wave in the circumbinary medium. At the shock front, magnetic fields

amplify and accelerate electrons and positrons, thus emitting synchrotron radiation. This radio emission continues for a deceleration timescale (months to years) dependent upon the density of the surrounding medium (Metzger & Berger 2012; Nakar & Piran 2011; Piran et al. 2013).

These transient electromagnetic signals are of sufficient interest to warrant a thorough examination of any ejecta in our simulation. There are two dominant conveyers of ejecta in BHNS mergers: tidal tails and accretion disk winds. In this simulation, most of the unbound mass is produced by the tidal tail. A smaller amount is ejected in a plume during the early merger phase, as the infalling gas stream collides

and shocks with itself. Also a small amount of outflow from the late disk is observed, but at low densities where numerical errors can introduce spurious acceleration and heating of the fluid. Note that this simulation ignores some effects that could drive strong winds (e.g. neutrino heating) and does not evolve long enough to see some others (e.g. large-scale He recombination). Below we review previous results, describe the formation of the tidal tail, describe our method of analyzing the ejecta, and finally report measures of its mass (M_{ej}), kinetic energy (E_{ej}), distribution of velocities, and composition ($\langle Y_e \rangle_{\text{ej}}$).

There are a number of recent studies examining ejecta from binary neutron star mergers (e.g. Rosswog 2012; Hotokezaka et al. 2013) and high-eccentricity mergers (e.g. Stephens et al. 2011; East et al. 2012; East & Pretorius 2012). But here we survey results from low-eccentricity BHNS studies to emphasize the influence of black hole spin. Lattimer & Schramm (1974) made semianalytic estimates in a Schwarzschild spacetime. They found $M_{\text{ej}} \sim 0$ to $0.14 M_{\odot}$ for stars that disrupt close to the black hole; no mass is ejected from stars that disrupt far away. Rosswog (2012) simulated two cases of $q \sim 4$ and $q \sim 7$ in a Newtonian potential. He found $M_{\text{ej}} \lesssim 0.05 M_{\odot}$. Relativistic simulations have characteristically yielded more conservative ejecta estimates. Notably, high mass-ratio, compact neutron star, low black hole spin systems do not even disrupt. (See Pannarale et al. 2011 and Foucart 2012 for phenomenological models covering this parameter space.) Kyutoku et al. (2011) simulated a suite of tens of mergers with mass ratios of $q \sim 2$ to 5 and BH spins of $a^* = -0.5$ to $+0.75$. They noted the possibility of $M_{\text{ej}} \sim 0.01 M_{\odot}$ for systems with prograde BH spin and stiff EOSs. Recently, Foucart et al. (2013) simulated several mergers of $q = 7$, with large BH spins of $|a^*| = 0.9$ varying in inclination. In cases of aligned spin and orbital angular momentum, they found ejected masses of $M_{\text{ej}} \sim 0.09 M_{\odot}$. Finally, in a study with nearly-extremal BH spin, Lovelace et al. (2013) found M_{ej} could be as high as $0.3 M_{\odot}$. It appears, then, that for BHNS systems, the region of interest for significant ejecta may be the parameter region of high spin.

In the present simulation, we see a large tidal tail form just before merger. About two orbits before merger ($t = -3$ ms) the coordinate separation of the two centers of mass has decayed to 40 km and the neutron star has become extremely distorted. After another revolution ($t = -1.5$ ms) the separation has decayed to 25 km, the star overflows its Roche lobe, and it begins to accrete onto the black hole. A tidal tail has already formed from the trailing edge of the star, extending outward and lagging an orbit behind the core. At $t = 0$, the core falls into the black hole. Over the next 3 ms the tidal tail sweeps out and away from the black hole (see Fig. 4). We follow the tail by periodically resizing our computational domain outward to a radius of ~ 400 km, where we allow the tail to fall off of the grid. From its formation until its exit, the tidal tail is evolved on the computational domain for ~ 5 ms.

For a stationary spacetime, u_t (the projection of the 4-velocity along the timelike Killing vector field) is a constant of motion for geodesics. Assuming it is also asymptotically flat, u_t gives the asymptotic Lorentz factor ($\gamma = -u_t$) of the geodesic as it escapes to infinity. To the approximation that the spacetime is settled and that pressure is dynamically negligible, u_t will be a constant along fluid parcels, and matter with $u_t < -1$ may be flagged as unbound. Neither approxi-

mation is strictly true, but both become better satisfied as the outflow expands outward away from the dynamical region and decompresses to low pressures. Thus, u_t of fluid elements in the tail, and the total amount of unbound material in the tail, should become constant as the tail expands. If this settling happens before the tail leaves the computational grid, meaningful statements about the amount of outflow and its asymptotic velocity distribution can be made. We integrate the mass satisfying the unboundedness condition $u_t < -1$ over times from $t \sim 0$ ms, just as the tidal tail is forming, to $t \sim 7$ ms, after the tail has entirely fallen off the computational domain. We mask out regions within $50 M_{\odot}$ (73 km) of the BH in the evolution coordinates. At this distance the Newtonian gravitational potential is $M_{\text{BH}}/r \lesssim 0.15$. The integral of total mass ejected is robust against 30% variations in the mask radius.

Measures of M_{ej} and E_{ej} from the three resolutions are shown in Fig. 5, where we have calculated the total integral over unbound matter on the grid. This raw measure increases early as a growing amount of material is flung out from the disk and exits the masked region. In addition to the tail, volume renderings of the unbound matter reveal the existence of a plume of outgoing matter ejected above the equatorial plane, of lower density than the tidal tail visible in Fig. 4. This second outflow is produced during the merger, perhaps by the shock waves in the infalling matter. The most energetic matter in this plume begins to fall off the computational domain after 2.5 ms, whereas the dense tidal tail begins to fall off after 3 ms. Therefore, we use the peak values of mass and kinetic energy in Fig. 5 as conservative estimates. We use Richardson extrapolation to derive uncertainties from the highest two resolutions, and we assume 2nd order convergence, though Fig. 5 indicates approximately 6th order convergence. This method gives $M_{\text{ej}} = 0.08 \pm 0.07 M_{\odot}$, and $E_{\text{ej}} = 10 \pm 17 \times 10^{51}$ erg. These errors are upper bounds which are probably large overestimates. Nonetheless, even at our highest resolution, the tail is poorly resolved: at ~ 70 km wide, it is covered by ~ 15 grid cells. This is a common limit of grid-based methods; smoothed-particle hydrodynamics methods neatly overcome this limit, but find their handicap in evolving accurate initial conditions for the tail.

The velocity distribution peaks across all resolutions at $0.2c$, but the dispersion in velocities is large, with some matter escaping at $v > 0.5c$ (see Fig. 6). Because average temperatures in the tidal tail are ~ 1 MeV as it leaves the computational domain, the fluid is still in nuclear statistical equilibrium, so our equation of state is still valid. The material ejected from the system is neutron-rich, with average electron fraction $\langle Y_e \rangle_{\text{ej}} \approx 0.1$.

5. RELEVANT TIMESCALES FOR THE DISK

The density in the accretion disk peaks at a circumferential radius r of around 50 km from the black hole, and most of the disk mass is within 100 km of the black hole. At the density peak, the density is $\rho \approx 10^{12} \text{ g cm}^{-3}$, the angular frequency Ω is around 3 kHz, and the sound speed c_s is around $0.1c$. The disk is hot and thick: $H/r \sim c_s/(\Omega r) \sim \frac{1}{3}$. The dynamical timescale of the disk is, to order of magnitude,

$$T_{\text{dyn}} \sim \Omega^{-1} \sim \frac{H}{c_s} \sim \frac{r}{c_s} \sim 1 \text{ ms}. \quad (12)$$

Angular frequency decreases with distance from the black hole, so the orbital period at $r = 120$ km (roughly speaking,

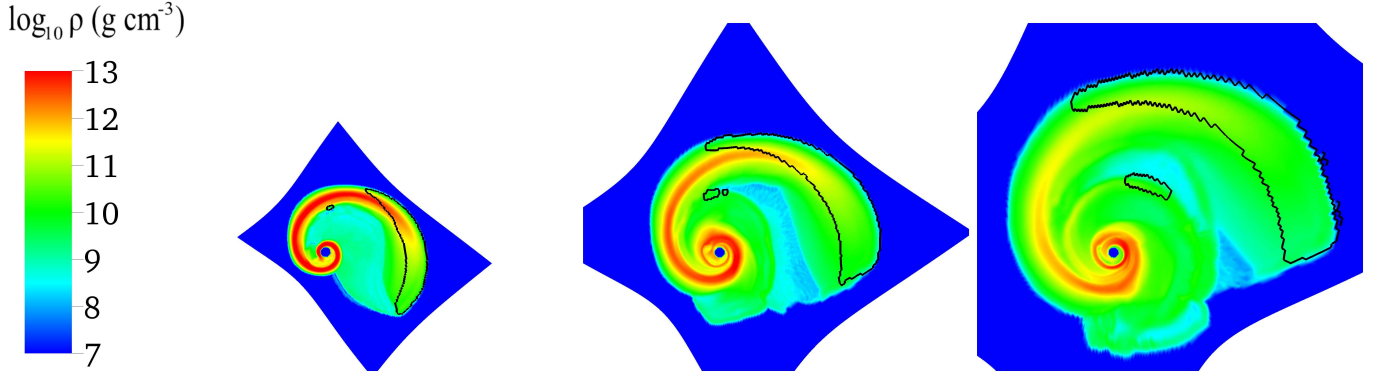


Figure 4. Equatorial slices of rest density from L3 during disruption and tidal tail formation at 1, 2, and 3 ms after merger (from left to right). The unbound material is outlined in black. The field of view is fixed in all panels, so that each has a scale of approximately $680 \times 680 \text{ km}^2$. The computational grid expands with the tail until it covers a circle of radius $\sim 400 \text{ km}$ (in our asymptotically flat evolution coordinates) at which we remove matter from the grid. Note that we distort the coordinate map between the fundamental evolution frame and the frame in which the finite difference grid is uniform in order to concentrate resolution near the black hole (see Duez et al. 2010).

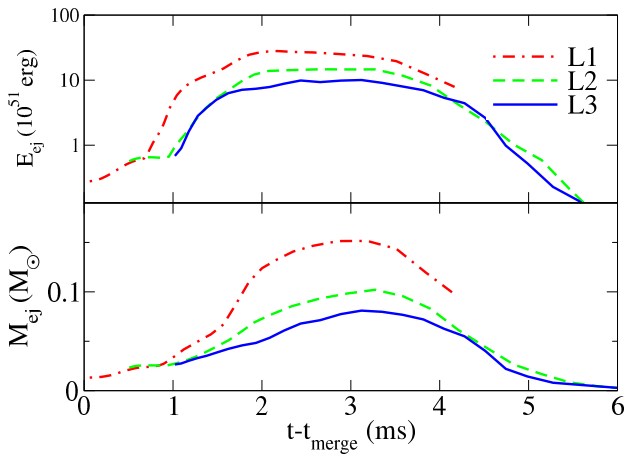


Figure 5. Integrals of the unbound fluid on the grid. *Top panel:* total asymptotic kinetic energy. *Bottom panel:* total rest mass. For both integrals a sphere of 73 km near the black hole was masked out. The drop-off after 3 ms is due to the loss of matter through the outer boundary.

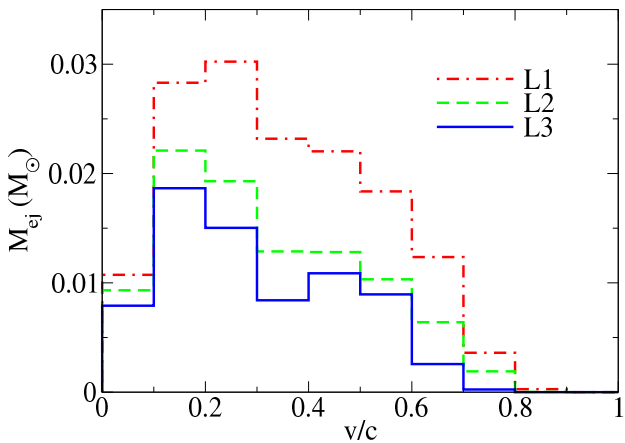


Figure 6. Unbound rest mass binned by magnitude of the asymptotic fluid velocity. We show L1, L2, and L3 at $\sim 2.7 \text{ ms}$, just before the peak in Fig. 5.

the disk's outer edge) is 10 ms. Thus, even this outer region is evolved for several dynamical times. The perturbations in the inner disk rotate at frequencies similar to the local flow and thus orbit the black hole on millisecond periods.

The disk has strong entropy gradients in the inner and outer regions, so disk gas can experience buoyancy forces there on a timescale given by the Brunt-Väisälä frequency N_{BV} ,

$$T_S \sim |N_{\text{BV}}^2|^{-1/2} = |-\rho^{-1}(\partial\rho/\partial S)_P g \cdot \nabla S|^{-1/2} \approx 1 \text{ ms}, \quad (13)$$

where $g = \rho^{-1}\nabla P$ and S is the specific entropy.

In addition to these dynamical processes, there are secular processes that alter the disk structure on longer timescales. One such effect is the depletion of baryonic mass in the disk. The disk's mass is $M_0 \approx 0.3M_\odot$ after merger (see Fig. 2). For the first 30 ms after merger, accretion onto the black hole proceeds at a rapid rate of $\dot{M}_0 \approx 2M_\odot \text{ s}^{-1}$. During this time, the gas in the outer disk settles into circular orbit, which requires a transfer of angular momentum from the inner disk. (See Section 6 for a fuller discussion of the disk's angular momentum evolution.) The transport of angular momentum away from the inner disk by spiral density waves drives accretion onto the black hole. Eventually, the high-density middle region of the disk settles to equilibrium, but dynamical, nonaxisymmetric distortions persist near the disk's inner and outer edges (also discussed in Section 6). Spiral waves thus travel outward and drive a reduced rate of accretion throughout the simulation. After 30 ms, the accretion rate has dropped by nearly an order of magnitude. At these late times, disk mass is also lost to a weak outflow from the inner disk at a comparable rate to the accretion into the black hole. Combining these effects, we can define a mass depletion timescale

$$T_{\text{dep}} \sim \frac{M_0}{\dot{M}_0} \gtrsim 0.2 \text{ s}. \quad (14)$$

The disk's thermal evolution is driven by shock heating, compression, advection of heat into the black hole, and radiative cooling. The disk's thermal energy is defined as

$$E_{\text{thermal}} = \int \rho_* [\epsilon - \epsilon_{\text{cold}}(\rho, Y_e)] d^3x, \quad (15)$$

where ϵ and $\epsilon_{\text{cold}}(\rho, Y_e)$ are the actual specific internal energy and the specific internal energy at the lowest temper-

ature in the EOS table, for which the gas is degenerate. We find $E_{\text{thermal}} \approx 10^{52}$ erg. The total neutrino luminosity is $L_\nu \sim 10^{53-54}$ erg s $^{-1}$. Therefore, the cooling timescale due to neutrinos is

$$T_{\text{cool}} \sim \frac{E_{\text{thermal}}}{L_\nu} \approx 10 \text{ ms} - 100 \text{ ms}. \quad (16)$$

It is important to remember that the disk is partly pressure-supported. Thus radiative energy loss may come from the potential energy reservoir via disk contraction, in addition to the more obvious thermal energy reservoir via disk cooling. Indeed we find that evolving without neutrino cooling leads to a disk that is not only hotter but also much more extended and less dense. The timescale for composition change is N_e/R_ν , where N_e is the number of electrons in the disk and R_ν is the total net lepton number change rate due to neutrinos. This is initially also about 10 ms. Then, 20 ms after merger, balance between ν_e and $\bar{\nu}_e$ emission is roughly achieved, and the composition subsequently changes more slowly. Thus, the neutrino emission significantly influences the energy and composition of the disk over its lifetime.

6. DISK FORMATION AND FALLBACK

As can be seen from Fig. 3, as the accretion stream collides with itself, shocks heat the gas for roughly one millisecond, until the density-averaged entropy settles at $\sim 8 k_B$ baryon $^{-1}$. A hot accretion disk forms in the vicinity of the black hole. In Fig. 7, we show density snapshots of the disk at a representative time ~ 30 ms later, and in Fig. 8, we show azimuthally averaged equatorial density as a function of circumferential radius. The maximum density remains at a fairly steady level of $\sim 10^{12}$ g cm $^{-3}$. As shown in the bottom panel of Fig. 8, the densities and temperatures are sufficient to render the interior of the torus optically thick to all species of neutrinos, with optical depths (averaged over neutrino energy) of order 10.

The disk is initially extremely distorted and nonaxisymmetric. For a completely stable disk, one would expect the inner regions, where the dynamical timescale is shortest, to settle to a stationary axisymmetric state before the outer regions—as was seen, for example, in a recent BHNS Γ -law EOS merger carried out with the same code (Lovelace et al. 2013). We see instead that it is only the middle disk that settles to an approximately axisymmetric state after about 30 ms. In the inner disk, very close to the black hole, clear, order unity deviations from axisymmetry in the form of trailing one-armed spirals persist throughout the evolution (see the bottom panel in Fig. 7). These perturbations appear at the disk’s inner edge, rotate at roughly the rate of the local fluid (\sim ms periods), expand outward and dissipate, and then reform many times during the disk evolution. Such behavior suggests that a fluid instability may be preventing the disk from promptly settling.

Further insight into the structure of the disk comes from the profiles of the specific orbital energy ($E \equiv -u_t - 1$) and angular momentum ($L = -u_\phi/u_t$) shown in Fig. 9. Each panel includes three curves. One is the actual E or L profile, measured on the equator and averaged over azimuthal angle. Another is the ‘Keplerian’ E and L , the values that would be found for geodesic equatorial circular orbit given the evolved spacetime metric of the system. The geodesic circular orbits are those for which $\nabla_{\tilde{t}} \tilde{u} = 0$. These curves thus include the effects of the disk’s self-gravity (at least, as it was at the beginning of the Cowling evolution) but disregard pressure forces. We see

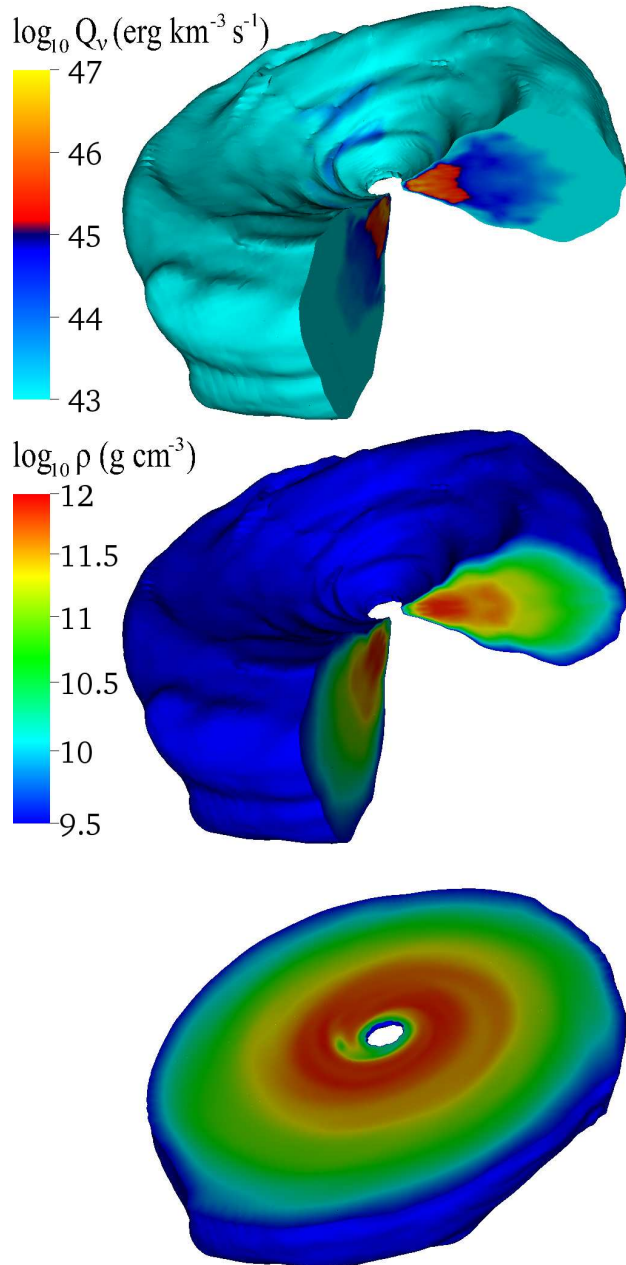


Figure 7. Three-dimensional distribution of neutrino energy loss and fluid density from L3, 30 ms after merger, depicted in evolution coordinates at a slanted view. *Top panel:* effective local neutrino power, Q_ν (no redshift applied), summed over all species (in units of erg km $^{-3}$ s $^{-1}$). *Middle and bottom panels:* meridional and equatorial slices of density in the fluid rest frame. The equatorial slice reveals a spiral mode. In all three panels, densities below $10^{9.5}$ g cm $^{-3}$ have been masked out to show the structure of the disk. The disk radius and half-thickness are 110 km and 45 km, respectively.

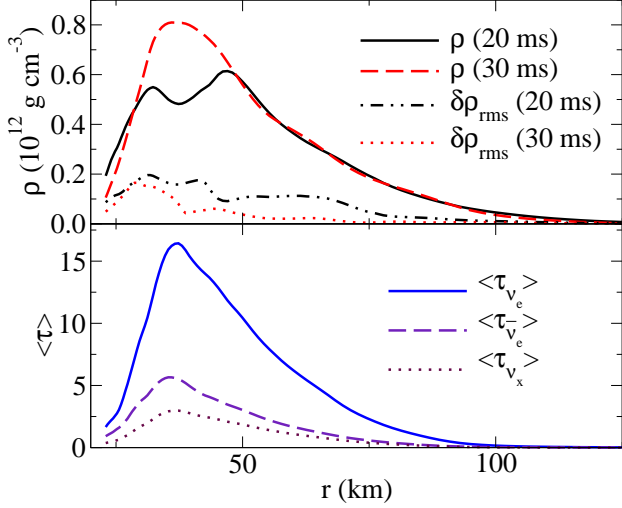


Figure 8. *Top panel:* azimuthally-averaged profiles of the density ρ together with its RMS deviation from axisymmetry, $\delta\rho_{\text{rms}} \equiv \langle(\rho - \langle\rho\rangle)^2\rangle^{1/2}$, plotted as functions of the circumferential radius at the equator r . Values for 17 ms and 31 ms after merger are shown. *Bottom panel:* density-weighted azimuthal and vertical average of the energy-averaged neutrino optical depth for each species of neutrino, computed 31 ms after merger.

that the angular momentum profile, for instance, is much shallower than would be found for an equilibrium thin (geodesic) disk. Finally, we include ‘equilibrium’ curves, the E and L for equilibrium circular orbit given the existing metric, density, and pressure. These are orbits for which $\nabla_{\vec{a}}\vec{u} = -\vec{\nabla}P/(\rho h)$. In regions where deviations from equilibrium are nonlinear, one must take care in identifying these curves with the true equilibrium about which the disk is perturbed, since $m = 0$ perturbations in the pressure will feed back into the equilibrium condition. Given this qualification, we see that the highest-density regions do appear to be in equilibrium in an angle-averaged sense. The outer disk has sub-equilibrium angular momenta, so the gas remains in eccentric orbit. Interestingly, the energy and angular momentum increase dramatically at the inner edge of the disk. This feature is not present in the geodesic curves, but it is in the equilibrium curves, indicating that it is a consequence of a sharp pressure gradient near the inner edge of the disk. Below, we will consider the effect of these gradients on the expected stability of the disk. The high energies in the inner disk would make it easy to generate an outflow there. We do indeed observe some mass ejection from the inner disk, but at densities too low to be reliably modeled by our code.

The difference between the actual and equilibrium energy curves provides a measure of the mode energy, again, to the extent that equilibrium curves can reliably be computed from an incompletely settled pressure profile: $E_{\text{mode}} \equiv \int \rho_*(E - E_{\text{equilibrium}})d^3x$. The mode energy is positive but decreases during the early, rapid accretion, phase. Then it settles and even shows episodes of growth, which may indicate that instabilities are stimulating these modes.

In Fig. 10, we plot the density-averaged pressure P , entropy S , temperature T , and electron fraction Y_e as functions of circumferential radius—reducing from three dimensions by averaging these functions vertically and azimuthally. The entropy profile is fairly flat in the bulk of the disk, with the exception of a steep negative gradient ($dS/dr < 0$) in the hot inner region. Since in this region pressure increases with radius, this entropy gradient is actually a stabilizing force. The

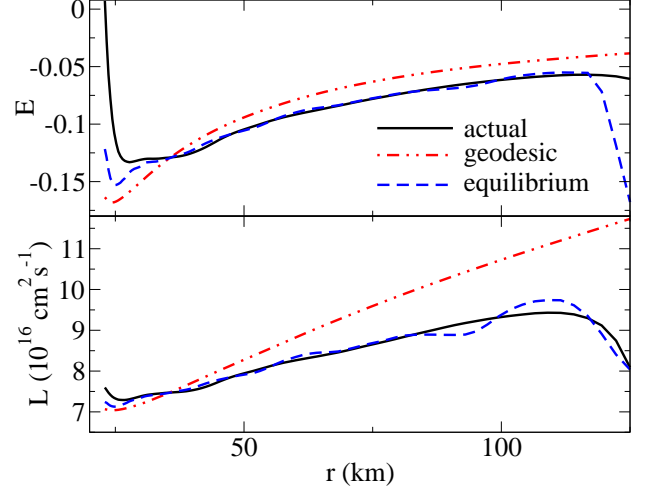


Figure 9. Energy and angular momentum of the disk 31 ms after merger. *Top panel:* azimuthally-averaged equatorial orbital energy $E \equiv -u_t - 1$. *Bottom panel:* azimuthally-averaged angular momentum $L = -u_\phi/u_t$. In addition to E and L for the actual flow, we include values for circular orbit geodesic motion and circular orbit equilibrium (i.e. including pressure) motion.

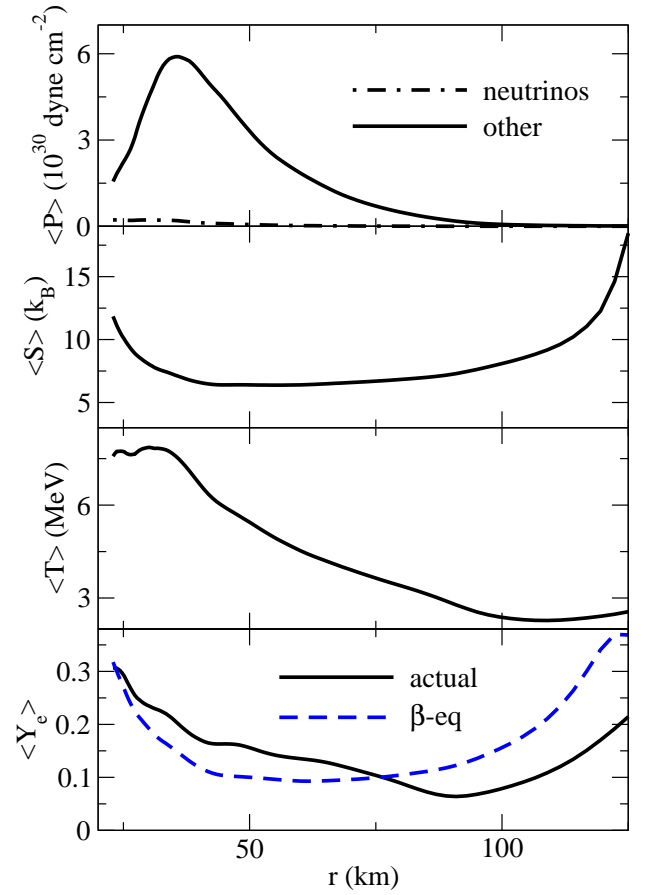


Figure 10. Profiles of the azimuthally- and vertically-averaged pressure, entropy, temperature, and electron fraction 31 ms after merger. For the pressure, we plot separately the contributions from the neutrinos and everything else (nucleons, electrons, photons). For $\langle Y_e \rangle$, we show both the actual value and the value for neutrinoless β -equilibrium for the given density and temperature profiles.

Y_e gradient also affects the buoyancy, but for these profiles, its effect is much smaller than that of the entropy. The relativistic Solberg-Høiland criteria for convective stability of an axisymmetric equilibrium fluid are given, for a coordinate basis in which $g_{tr} = g_{r\phi} = 0$, by (Seguin 1975)

$$\vec{\gamma} \cdot \vec{\nabla} L + (\rho h)^{-2} (\partial U / \partial S)_P \vec{\nabla} P \cdot \vec{\nabla} S \geq 0, \quad (17)$$

$$(\partial U / \partial S)_P (\vec{\gamma} \times \vec{\nabla} P) \cdot (\vec{\nabla} S \times \vec{\nabla} L) \geq 0, \quad (18)$$

where $U = \rho + \rho \epsilon$ is the total energy density and

$$\vec{\gamma} = (u^0 u_0)^2 [(1 - v^2)(g_{\phi\phi})^{-1} u_0^2 \vec{\nabla} L - \vec{\nabla} \Omega]. \quad (19)$$

Equations 17 and 18 correspond to the familiar Newtonian radial and vertical stability conditions, respectively. The first term in Eq. 17 dominates everywhere inside of $r \approx 120$ km, so dL/dr determines the stability to radial convection through most of the disk. The condition for stability is met except in the inner edge ($r < 27$ km) of the disk. This inner region should be unstable. The unstable gradient persists, and it is presumably connected to the inability of the inner disk to settle to stationary axisymmetry. The outer disk also has an unstable angular momentum gradient ($dL/dr < 0$), but it is stabilized by a strong positive entropy gradient. The entropy does not change much with height, but we do identify a negative gradient in a region near the equator, leading to an instability according to Eq. 18 there. Buoyant forces would be expected to correct this gradient on timescales $(-N_{Bv,z}^2)^{-1/2} \sim 10$ ms, but apparently other processes (see Section 7 on processes that affect entropy evolution) are sufficient to keep the entropy profile roughly fixed.

The temperature is high (~ 8 MeV) in the inner disk, and in these regions, the contribution of trapped neutrinos to the total pressure is as high as 12%. In the bulk of the disk, the neutrino pressure is negligible.

7. NEUTRINO-DRIVEN DISK EVOLUTION

From Fig. 2, we see that the late-time neutrino luminosity is around $2 \times 10^{53} \text{ erg s}^{-1}$ and continuing to drop. During the early disk phase, $\dot{M} \approx 1 M_\odot \text{ s}^{-1}$, so the accretion efficiency is $\eta = L_\nu / \dot{M} c^2 \approx 0.1$. The disk remains very nondegenerate throughout the simulation, with the thermal component of the internal energy remaining nearly a constant 85% of the total internal energy throughout. The actual values of the thermal and internal energies decrease at a rate only about half L_ν (see Fig. 11). The rate of loss of thermal energy due to flow out of the grid, comprised at early times primarily of accretion into the black hole and at late times primarily of disk outflow, is also comparable to L_ν . Thus, these energy sinks are being countered by heat sources sufficient to slow the cooling rate by about a factor of 3. Two physical sources of heating in parts of the disk are adiabatic compression (primarily the observed flattening of the disk toward the equator as it cools) and shock heating, the latter presumably occurring in the nonlinearly perturbed regions of the disk. Adiabatic flattening alone is insufficient, since we observe that the rate of total entropy decrease is also much lower than the radiative entropy loss rate. Shock dissipation is the more plausible heat source, since losses in spiral mode energy are of the needed magnitude. A third physical energy source, recombination of nuclei, does not occur during the phase of evolution simulated; the composition of the disk remains $> 99\%$ free nucleons.

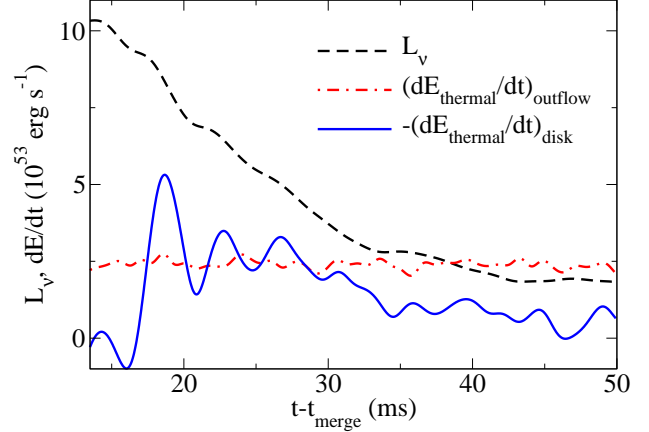


Figure 11. The thermal evolution of the disk during its cooling phase. L_ν is the neutrino luminosity, $(dE_{\text{thermal}}/dt)_{\text{outflow}}$ the heat loss due to flows out of the inner and outer boundaries, and $(dE_{\text{thermal}}/dt)_{\text{disk}}$ the numerical derivative of the total thermal energy in the disk. (The total internal energy is almost exactly $1.15E_{\text{thermal}}$ throughout the Cowling evolution.) Numerical derivatives and outflow measures are noisy, so the curves have been smoothed in time by convolving with a Gaussian of width 1 ms.

A nonphysical source of heating would be numerical viscosity. This can only be distinguished from true shock heating by comparing heating rates at different resolutions. We find that L2 and L3 have very similar thermal histories, while L1 cools 30% more slowly, largely due to a difference in the outflows, although effects of stronger numerical energy dissipation might also contribute. The average specific entropy of the disk provides a clearer sense of whether the remaining matter is heating or cooling. Its evolution is included in Fig. 3. We see that, after the initial strong shock heating at disk formation, the entropy begins a slow decrease. The fact that different resolutions show good agreement on the entropy evolution reassures us that numerical dissipation is not dominating the thermal evolution of the disk.

The disk evolved without neutrino cooling develops a significantly higher, and continually growing, entropy. This leads to a larger, more diffuse accretion disk; the maximum density is a factor of ten lower than for the neutrino-cooled disk, and the density profile lacks the sharp peak in the inner region seen in Fig. 8. The larger extent of the non-cooled disk causes more matter to escape through the outer boundary. During the first 10 ms after merger, the accretion rate into the black hole for cooled and non-cooled disks is comparable, and so the L1no ν disk comes to have a baryonic mass lower by about 40% than the L1 disk. Again, this is a consequence rather than the cause of the lower density. At later times, the accretion rate of the L1no ν disk drops to very low values, but outflow continues.

Because of its lower density, the non-cooled disk actually has a lower average temperature than the cooled disk (4 MeV vs. 5 MeV), despite its higher entropy, during the first 45 ms after merger. After this, the temperature of the L1 disk drops below that of the L1no ν disk because of neutrino cooling. As expected, neutrino emission strongly affects the evolution of Y_e . For the L1no ν disk, the electron fraction can only change because of the accreted or outflowing matter having Y_e that differs from the average, and this turns out to cause only small changes to the average (see Fig. 3).

The L1no ν disk shows the same persistent perturbations from axisymmetry that are seen in the neutrino-cooled disks.

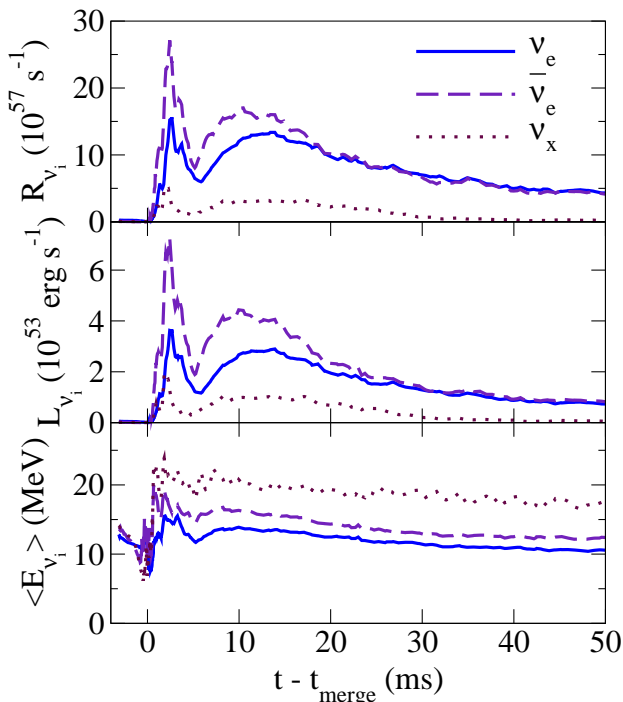


Figure 12. Neutrino emission characteristics by species. *Top panel:* lepton number luminosity, R_{ν_i} (in units of 10^{57} s^{-1}). *Middle panel:* energy luminosity, L_{ν_i} (in units of $10^{53} \text{ erg s}^{-1}$). The total luminosity is given by $L_{\nu_e} + L_{\bar{\nu}_e} + 4L_{\nu_x}$. *Bottom panel:* average neutrino energy $\langle E_{\nu_i} \rangle$ (in units of MeV). All plots are taken from the L3 simulation, and are calculated for an observer at $r \rightarrow \infty$.

High-energy, non-equilibrium flow in the inner disk is still seen. This confirms that cooling is not the main driver of perturbations in the cooled disks. We find that the geodesic and equilibrium angular momentum curves show greater deviation for the L1no ν disk—the geodesic curves are essentially the same, but dL/dr is about 25% shallower for the equilibrium curve in the bulk of the non-cooled disk—indicating that pressure support makes a stronger contribution to the equilibrium of this disk. The entropy profiles have the same general shape, and the expected stability properties are similar.

Fig. 12 breaks down the energy and number emission by neutrino species. Initially, $\bar{\nu}_e$ dominates over ν_e emission, as would be expected for a neutron-rich, proton-poor gas. As emission continues, protons become more numerous, and the neutrosphere cools, so that positrons become less common than electrons. (The electrons are mildly degenerate, $\mu_e/k_B T \approx 1$, so the relative ratio of electron to positron density is quite sensitive to temperature.) Thus, R_{ν_e} and $R_{\bar{\nu}_e}$ become closer. At 20 ms after merger, these emission rates are sufficiently balanced that Y_e thereafter evolves on the slightly longer timescale on which the disk itself is changing. In Fig. 10, we compare the actual Y_e to the value for neutrinoless β -equilibrium ($Y_e = Y_e^\beta$ such that $\mu_{\nu_e} = 0 = \mu_e + \mu_p - \mu_n$). At early times, $Y_e < Y_e^\beta$ and Y_e is growing. At late times (as in the figure), $Y_e > Y_e^\beta$ and Y_e is decreasing. The outer disk radiates, and thus responds to emission rate imbalances, much more slowly. The average energy per neutrino, given by L_{ν_i}/R_{ν_i} , averaged in time over the disk evolution, is about 12, 15, and 19 MeV for ν_e , $\bar{\nu}_e$, and ν_x neutrinos respectively; the average neutrino energies are not constant, but decrease at a rate of 1 MeV per 10 ms. When one adds together all four species of ν_x neutrinos, there are still fewer of them emitted than ν_e

or $\bar{\nu}_e$ neutrinos, but their average energy is sufficiently higher (ν_x are emitted from the hotter regions in the disk interior) that their combined luminosity is slightly larger than L_{ν_e} and $L_{\bar{\nu}_e}$.

8. CONCLUSIONS AND FUTURE WORK

In this paper, we present simulations of a black hole–neutron star binary merger event using a hot nuclear theory-based equation of state with neutrino cooling. This allows us to address features of the merger—composition changes, neutrino energy extraction—that are inaccessible to models with any less degree of realism. While important simulations with hot EOS and neutrino leakage have been done in the past, we perform them for the first time in full general relativity. We are thus able to include distinctly relativistic features, such as a high black hole spin.

For this high-spin, moderate-mass system, we find that a significant amount of matter evades prompt capture by the black hole. Roughly $0.08 M_\odot$ of low- Y_e tidal tail material appears to be dynamically ejected from the system at mildly relativistic speeds. This material will contribute to r-process enrichment of the interstellar medium, and may produce quasi-isotropic electromagnetic signals in the form of an optical or infrared kilonova and a radio afterglow, although our simulations do not model such processes. Because the opacity properties of the exotic nuclei formed in the tail are so poorly constrained (although see Kasen et al. 2013 for progress on this problem), quantitative measures of kilonova detectability are subject to large uncertainties. Metzger & Berger (2012) do, however, define a quantitative figure of merit for the detectability of the radio transient,

$$\text{FOM}_{\text{rad}} = \left(\frac{E_{\text{ej}}}{10^{50} \text{ erg}} \right) \left(\frac{n}{1 \text{ cm}^{-3}} \right)^{7/8} \left(\frac{v}{c} \right)^{11/4}, \quad (20)$$

where n is the number density of the circumbinary medium. For the ejecta measured in this simulation, and assuming an optimistic circumburst density of 0.1 cm^{-3} (Berger et al. 2005; Soderberg et al. 2006), we roughly estimate $\text{FOM}_{\text{rad}} \approx 0.15$, which approaches the detection threshold of 0.2 given for the Expanded Very Large Array (EVLA)⁷ at 1 GHz, for events within a range of 200 Mpc.

Of the matter that remains bound, $0.3 M_\odot$ forms a hot, neutrino-optically-thick accretion disk. We find that neutrino cooling has a significant effect on the disk structure; uncooled disks are significantly more extended. Nevertheless, the disk remains hot and thick, with markedly non-Keplerian orbital profiles. The innermost disk configuration appears to be unstable, and order unity deviations from equilibrium and axisymmetry, in the form of millisecond-period spiral features, persist for tens of milliseconds after merger. The neutrino luminosity after merger is initially very high ($10^{54} \text{ erg s}^{-1}$), but disk depletion due to accretion and outflow, and energy depletion due to radiation cause the disk to quickly dim. Its luminosity is able to remain above $2 \times 10^{53} \text{ erg s}^{-1}$ for about 50 ms.

Assuming energy deposition efficiencies of 0.2%–0.5% suggested by prior studies of $\nu\bar{\nu}$ annihilation (Ruffert et al. 1997; Birkel et al. 2007; Dessart et al. 2009; Harikae et al. 2010), this simulation would suggest difficulties in powering a GRB for timescales much longer than 50 ms, given similar

⁷ <http://www.aoc.nrao.edu/evla/>

initial conditions. Even so, the GRB signal itself might be longer lived, since velocity differences between the front and tail ends can radially stretch the outflow (Aloy et al. 2004). In fact, worries about the signal lifetime are not yet warranted, since the drop in luminosity is most likely an artifact of the absence in this simulation of physical processes expected to dominate the long-term evolution of the disk. Most obviously, accretion disks like this one will be subject to the magnetorotational instability (Balbus & Hawley 1991). The MRI can drive vigorous turbulence which, through viscosity or reconnection at small scales, can reheat the disk. Independent of its possible effects on the thermal power available, magnetic forces could make possible Poynting flux-dominated outflows, tapping either the rotational energy of the disk or the spin energy of the black hole.

Although it is undoubtedly interesting, the system studied here is only one case of BHNS merger, and perhaps not a typical one. It will be important to carry out simulations of more systems, covering a range of neutron star masses, black hole masses, and black hole spins. We believe our code captures enough of the relevant physics to be suitable for such explorations; it should certainly improve upon the polytropic neutron star models we and others have previously used for such surveys. Simulations with this level of realism could also be used to study the effects of the different choices of hot EOS used to simulate a merger. Several hot nuclear EOSs have been made publicly available and are suitable for codes like ours (Lattimer & Swesty 1991; Shen et al. 1998; Shen et al. 2011; Hempel et al. 2012; Steiner et al. 2012).

We hope to make several improvements to future simulations. Much could be gained for nucleosynthesis estimates by tracking the tidal tail out to farther distances and with higher accuracy. To simultaneously resolve outgoing ejecta and the incipient accretion disk is a challenging task for any grid-based code. The solution will likely involve some combination of increased computational resources and improved modeling techniques, such as adaptive meshing or Lagrangian (SPH) evolutions of the outflow. We are also working to incorporate missing crucial pieces of physics. Magnetic effects require magnetohydrodynamic simulations, while the effects of neutrino heating will only be accessible to our models when we replace the leakage scheme with some form of genuine radiation transport.

ACKNOWLEDGEMENTS

We acknowledge helpful discussions with J. Lattimer, L. Roberts, and S. Teukolsky. This research is supported in part by NASA ATP Grant No. NNX11AC37G, by the National Science Foundation under grand Nos. PHY-1068243, PHY-106881, PHY-1151197, and AST-1205732, by the Alfred P. Sloan Foundation, and by the Sherman Fairchild Foundation. The computations were performed at Caltech's Center for Advanced Computing Research on the cluster 'Zwicky' funded through NSF grant no. PHY-0960291 and the Sherman Fairchild Foundation. Furthermore, computations were performed on the General Purpose Cluster supercomputer at the SciNet HPC Consortium. SciNet is funded by: the Canada Foundation for Innovation under the auspices of Compute Canada; the Government of Ontario; Ontario Research Fund - Research Excellence; and the University of Toronto (Loken et al. 2010).

REFERENCES

- A. Harten, P. D. Lax, B. v. L. 1983, *SIAM Rev.*, 25, 35
 Aloy, M. A., Janka, H.-T., & Müller, E. 2004, *eConf*, C041213, 0109
 Arnould, M., Goriely, S., & Takahashi, K. 2007, *Phys.Rept.*, 450, 97
 Balbus, S. A., & Hawley, J. F. 1991, *Astrophys. J.*, 376, 214
 Belczynski, K., Taam, R. E., Rantsiou, E., & van der Sluys, M. 2008, *Astroph.J.*, 682, 474
 Berger, E., Price, P., Cenko, S., et al. 2005, *Nature*, 438, 988
 Birkel, R., Aloy, M. A., Janka, H.-T., & Müller, E. 2007, *Astronomy and Astrophysics*, 463, 51
 Burrows, A., Reddy, S., & Thompson, T. A. 2006, *Nuc. Phys. A*, 777, 356
 Demorest, P., Pennucci, T., Ransom, S., Roberts, M., & Hessels, J. 2010, *Nature*, 467, 1081
 Dessart, L., Ott, C. D., Burrows, A., Rosswog, S., & Livne, E. 2009, *Astrophys. J.*, 690, 1681
 Duez, M. D. 2010, *Class.Quant.Grav.*, 27, 114002
 Duez, M. D., Foucart, F., Kidder, L. E., Ott, C. D., & Teukolsky, S. A. 2010, *Class. Quant. Grav.*, 27, 114106
 Duez, M. D., Foucart, F., Kidder, L. E., et al. 2008, *Phys. Rev. D*, 78, 104015
 East, W. E., & Pretorius, F. 2012, *Astrophys.J.*, 760, L4
 East, W. E., Pretorius, F., & Stephens, B. C. 2012, *Physical Review D*, 85, 124009
 Etienne, Z. B., Faber, J. A., Liu, Y. T., et al. 2008, *Phys. Rev. D*, 77, 084002
 Etienne, Z. B., Liu, Y. T., Shapiro, S. L., & Baumgarte, T. W. 2009, *Phys. Rev.*, D79, 044024
 Etienne, Z. B., Paschalidis, V., & Shapiro, S. L. 2012, *Phys.Rev.*, D86, 084026
 Faber, J. 2009, *Class. Quantum Grav.*, 26, 114004
 Foucart, F. 2012, *Phys. Rev. D*, 86, 124007
 Foucart, F., Duez, M. D., Kidder, L. E., et al. 2012, *Phys. Rev. D*, 85, 044015
 Foucart, F., Duez, M. D., Kidder, L. E., & Teukolsky, S. A. 2011, *Phys. Rev.*, D83, 024005
 Foucart, F., Kidder, L. E., Pfeiffer, H. P., & Teukolsky, S. A. 2008, *Phys. Rev. D*, 77, 124051
 Foucart, F., Deaton, M. B., Duez, M. D., et al. 2013, Accepted for publication in *Phys. Rev. D*, arXiv:1212.4810
 Freiburghaus, C., Rosswog, S., & Thielemann, F.-K. 1999, *Astrophys. J. Lett.*, 525, L121
 Guillot, S., Servillat, M., Webb, N. A., & Rutledge, R. E. 2013, arXiv:1302.0023
 Gundlach, C., & Please, C. 2009, *Phys.Rev.*, D79, 067501
 Harikae, S., Kotake, K., Takiwaki, T., & Sekiguchi, Y.-i. 2010, *Astrophys.J.*, 720, 614
 Hemberger, D. A., Scheel, M. A., Kidder, L. E., Szilágyi, B., & Teukolsky, S. A. 2012, Submitted to *Class. Quant. Grav.*, arXiv:1211.6079
 Hempel, M., Fischer, T., Schaffner-Bielich, J., & Liebendörfer, M. 2012, *Astrophys.J.*, 748, 70
 Hotokezaka, K., Kiuchi, K., Kyutoku, K., et al. 2013, *Phys. Rev. D*, 87, 024001
 Janka, H.-T., Eberl, T., Ruffert, M., & Fryer, C. L. 1999, *Astrophys. J.*, 527, L39
 Jiang, G.-S., & Shu, C.-W. 1996, *Journal of Computational Physics*, 126, 202
 Kasen, D., Badnell, N., & Barnes, J. 2013, arXiv:1303.5788
 Kiuchi, K., Sekiguchi, Y., Kyutoku, K., & Shibata, M. 2012, *Class. Quantum Grav.*, 29, 124003
 Korobkin, O., Rosswog, S., Arcones, A., & Winteler, C. 2012, *MNRAS*, 426, 1940
 Kyutoku, K., Okawa, H., Shibata, M., & Taniguchi, K. 2011, *Phys. Rev. D*, 84, 064018
 Kyutoku, K., Shibata, M., & Taniguchi, K. 2010, *Phys. Rev.*, D82, 044049
 Lackey, B. D., Kyutoku, K., Shibata, M., Brady, P. R., & Friedman, J. L. 2013, arXiv:1303.6298
 Lattimer, J. M., & Schramm, D. N. 1974, *Astrophys. J. Lett.*, 192, L145
 Lattimer, J. M., & Swesty, F. D. 1991, *Nucl. Phys.*, A535, 331
 Lee, W. H., Ramirez-Ruiz, E., & Page, D. 2005, *Astrophys. J.*, 632, 421
 Li, L.-X., & Paczynski, B. 1998, *Astrophys.J.*, 507, L59
 Lindblom, L., Scheel, M. A., Kidder, L. E., Owen, R., & Rinne, O. 2006, *Class.Quant.Grav.*, 23, S447
 Liu, X.-D., Osher, S., & Chan, T. 1994, *Journal of Computational Physics*, 115, 200
 Loken, C., Gruner, D., Groer, L., et al. 2010, *J. Phys.: Conf. Ser.*, 256, 012026
 Lovelace, G., Duez, M. D., Foucart, F., et al. 2013, arXiv:1302.6297
 Metzger, B. D., & Berger, E. 2012, *Astrophys. J.*, 746, 48

- Nakar, E. 2007, *Phys. Rep.*, 442, 166
- Nakar, E., & Piran, T. 2011, *Nature*, 478, 82
- Narayan, R., Paczynski, B., & Piran, T. 1992, *Astrophys. J. Lett.*, 395, L83
- O'Connor, E., & Ott, C. D. 2010, *Class. Quant. Grav.*, 27, 114103
- Ott, C., Abdikamalov, E., Moesta, P., et al. 2012, Accepted for publication in the *Astrophys. J.*, arXiv:1210.6674
- Özel, F., Psaltis, D., Narayan, R., & McClintock, J. E. 2010, *Astrophys. J.*, 725, 1918
- Pannarale, F., Tonita, A., & Rezzolla, L. 2011, *Astrophys. J.*, 727, 95
- Pfeiffer, H. P. 2003, PhD thesis, Cornell University
- Pfeiffer, H. P., Brown, D. A., Kidder, L. E., et al. 2007, *Class. Quantum Grav.*, 24, S59
- Pfeiffer, H. P., Kidder, L. E., Scheel, M. A., & Shoemaker, D. 2005, *Phys. Rev. D*, 71, 024020
- Pfeiffer, H. P., Kidder, L. E., Scheel, M. A., & Teukolsky, S. A. 2003, *Comput. Phys. Commun.*, 152, 253
- Piran, T., Nakar, E., & Rosswog, S. 2013, *MNRAS*, 771
- Roberts, L. F., Kasen, D., Lee, W. H., & Ramirez-Ruiz, E. 2011, *Astrophys. J. Lett.*, 736, L21
- Rosswog, S. 2012, arXiv:1210.6549
- Rosswog, S., & Davies, M. B. 2002, *Mon. Not. Roy. Astr. Soc.*, 334, 481
- Rosswog, S., & Liebendörfer, M. 2003, *Mon. Not. Roy. Astr. Soc.*, 342, 673
- Rosswog, S., Speith, R., & Wynn, G. A. 2004, *Mon. Not. Roy. Astr. Soc.*, 351, 1121
- Ruffert, M., Janka, H.-T., & Schaefer, G. 1996, *Astron. Astrophys.*, 311, 532
- Ruffert, M., Janka, H.-T., Takahashi, K., & Schaefer, G. 1997, *Astron. Astrophys.*, 319, 122
- Safronov, V. S. 1960, *Annales d'Astrophysique*, 23, 979
- Scheel, M. A., Pfeiffer, H. P., Lindblom, L., et al. 2006, *Phys. Rev. D*, 74, 104006
- Seguin, F. H. 1975, *ApJ*, 197, 745
- Sekiguchi, Y., Kiuchi, K., Kyutoku, K., & Shibata, M. 2011, *Phys. Rev. Lett.*, 107, 051102
- Sekiguchi, Y., & Shibata, M. 2011, *Astrophys. J.*, 737, 6
- Shen, G., Horowitz, C., & Teige, S. 2011, *Phys. Rev.*, C83, 035802
- Shen, H., Toki, H., Oyamatsu, K., & Sumiyoshi, K. 1998, *Nucl. Phys.*, A637, 435
- Shibata, M., & Sekiguchi, Y. 2012, *Prog. Theor. Phys.*, 127, 535
- Shibata, M., & Taniguchi, K. 2011, *Living Rev. Relativity*, 14, 6
- Shibata, M., & Uryu, K. 2006, *Phys. Rev.*, D74, 121503
- Soderberg, A. M., Berger, E., Kasliwal, M., et al. 2006, *Astrophys. J.*, 650, 261
- Steiner, A. W., Hempel, M., & Fischer, T. 2012, arXiv:1207.2184
- Steiner, A. W., Lattimer, J. M., & Brown, E. F. 2010, *Astroph. J.*, 722, 33
- Stephens, B. C., East, W. E., & Pretorius, F. 2011, *Astrophys. J.*, 737, L5
- Taniguchi, K., Baumgarte, T. W., Faber, J. A., & Shapiro, S. L. 2005, *Phys. Rev.*, D72, 044008
- Timmes, F. X., & Arnett, D. 1999, *ApJS*, 125, 277
- Toomre, A. 1964, *ApJ*, 139, 1217