

Phases of many flavors QCD: lattice results

Albert Deuzeman

Albert Einstein Center for Fundamental Physics - University of Bern, Switzerland

E-mail: deuzeman@itp.unibe.ch

Maria Paola Lombardo*, Kohtaroh Miura

INFN-Laboratori Nazionali di Frascati, I-00044, Frascati (RM), Italy

E-mail: lombardo@lnf.infn.it miura@lnf.infn.it

Tiago Nunes da Silva, Elisabetta Pallante

Centre for Theoretical Physics, University of Groningen, 9747 AG, Netherlands

Email: e.pallante@rug.nl tiagoj.nunes@gmail.com

This note is based on our recent results on QCD with varying number of flavors of fundamental fermions. Topics include unusual, strong dynamics in the preconformal, confining phase, the physics of the conformal window and the role of ab-initio lattice simulations in establishing our current knowledge of the phases of many flavor QCD.

Xth Quark Confinement and the Hadron Spectrum

8-12 October 2012

TUM Campus Garching, Munich, Germany

*Speaker.

1. Phases of Strong Interactions from the Lattice

While strong interactions spontaneously break chiral symmetry in ordinary QCD at zero temperature, chiral symmetry is realised either at high temperatures – in the so called quark-gluon plasma (QGP) phase – and at zero temperature for a large number of flavours $N_f > N_f^c$ [1]. In the latter case, the theory is expected to become not only chirally but also conformally invariant, due to the emergence of an infra-red fixed point (IRFP) for $N_f > N_f^c$ which prevents the coupling from growing large enough to break chiral symmetry. The main phenomena under scrutiny are non-perturbative : only lattice analysis affords the possibility of ab-initio studies which are indeed being carried out by many groups[2].

In our studies we have identified two main themes of interest: the physics of the near-conformal window, and the observation of the conformal window. I will discuss them in the light of the results we have obtained in recent years.

2. Near-conformal : continuum and lattice

In the near-conformal region[3, 4] we are mostly concerned with precursory effects of conformality when approaching N_f^c from the QCD side. Model studies suggest three possible scenarios: an essential singularity a la Miransky–Yamawaki [5] $1/\xi = \exp(-\frac{\pi}{2}\varepsilon\sqrt{|N_f - N_f^c|})$; a power law conventional behaviour [6] $1/\xi = K|N_f - N_f^c|^{-1/\theta}$; and a 'jump' into conformality [7] . In the two first cases the approach to conformality is continuous, and one is likely to observe precursory effects. The distinction might not be so clear-cut and combinations of the various behaviours can be observed as well, as in a weak first order transition where an apparent power law behaviour ends with a small jump at the true critical point.

How do we distinguish a QCD-like dynamics from a more exotic one? In either cases chiral symmetry is broken. Gauge dynamics, however, can be significantly different. The coupling might show a so-called walking behaviour: at a variance with the ordinary running, which is regulated by one unique scale Λ , a walking behaviour is characterized by two different scales : above the UV scale Λ_{UV} the coupling runs towards asymptotic freedom, and below the IR scale Λ_{IR} it runs towards confinement, being nearly constant (walking) in between.

In short, we can observe walking either by assessing the existence of two different scales Λ_{UV} and Λ_{IR} and by observing a pre-critical behaviour when approaching a critical number of flavor N_f^c . Note that $1/\xi$ in the above expressions denotes any physical quantity with a mass dimension, which includes the critical temperature $T_c(N_f)$. This observation paves the way of a study of conformality based on the analysis of a thermal system.

3. Towards conformality : continuum analysis from lattice results

A first natural way to highlight a pseudocritical behaviour approaching conformality is based on the analysis of the N_f dependence of the critical temperature [3, 4]. On a lattice the critical temperature is given by

$$T_c \equiv \frac{1}{a(\beta_L^c) \cdot N_t} . \quad (3.1)$$

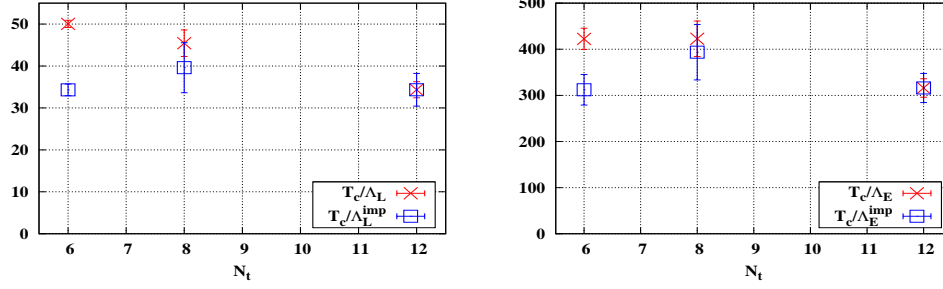


Figure 1: Scaling at $N_f = 8$ from the N_t dependence of the normalised critical temperature. Left: The bare lattice scheme results. The red symbol \times shows T_c/Λ_L , and the blue \square symbols represent $T_c/\Lambda_L^{\text{imp}}$. Right: The E-scheme results. The red symbol \times shows T_c/Λ_E , and the blue \square symbols represent $T_c/\Lambda_E^{\text{imp}}$.

Table 1: Summary of T_c/Λ_L and $T_c/\Lambda_L^{\text{imp}}$ for various (N_f, N_t) . The first (second) line at fixed (N_f, N_t) shows the value of T_c/Λ_L ($T_c/\Lambda_L^{\text{imp}}$)

$N_f \setminus N_t$	4	6	8	12		
0	18.11 ± 0.65	18.21 ± 0.91	16.56 ± 0.71			
	16.29 ± 0.75	17.81 ± 1.02	16.56 ± 0.78			
4	21.99 ± 1.04	19.98 ± 0.95	17.12 ± 2.43	—	—	—
	16.56 ± 1.44	18.67 ± 1.38	17.12 ± 3.41			
6	25.41 ± 1.43	25.33 ± 1.43	22.94 ± 1.29	22.30 ± 2.52		
	21.66 ± 1.64	23.87 ± 1.58	22.21 ± 1.40	22.30 ± 2.66		
8	—	50.05 ± 0.87	47.06 ± 3.28	34.34 ± 1.91		
	—	34.32 ± 1.40	42.67 ± 6.33	34.34 ± 3.90		

which becomes independent on N_t close to the continuum limit $a \rightarrow 0$. One way to convert to physical units relies on the normalised critical temperature $T_c/\Lambda_{L/E}$ where Λ_L (Λ_E) represents the lattice (E-scheme) Lambda-parameter defined in the two-loop perturbation theory with or without a renormalisation group inspired improvement. The results for $T_c/\Lambda_{L/E}$ for the $N_f = 8$ theory [8, 4] are shown in Fig. 1, and the full set of results is collected in Table 1.

From Table 1 we can read the results for T_c/Λ as a function of N_f in different schemes ($\Lambda = \Lambda_L$ or Λ_E), which consistently show an increase with N_f . This indicates that $\Lambda_{L/E}$ vanishes faster than T_c upon approaching the critical number of flavour. Within the various uncertainties discussed here, this can be taken as a qualitative indication of scale separation close to the critical number of flavors.

We can now further investigate the vanishing of the critical temperature. To this end, we have to face an apparent puzzle : T_c/Λ increases as a function of N_f ! This however , as mentioned, can be understood in terms of scale separation with Λ vanishing faster than T_c . To see the vanishing of T_c at N_f^c we need to replace Λ with a UV scale. To do this, we devised a 'baby-version' of the scale setting procedure in the potential scheme. In that scheme. one fixes a value for the renormalised

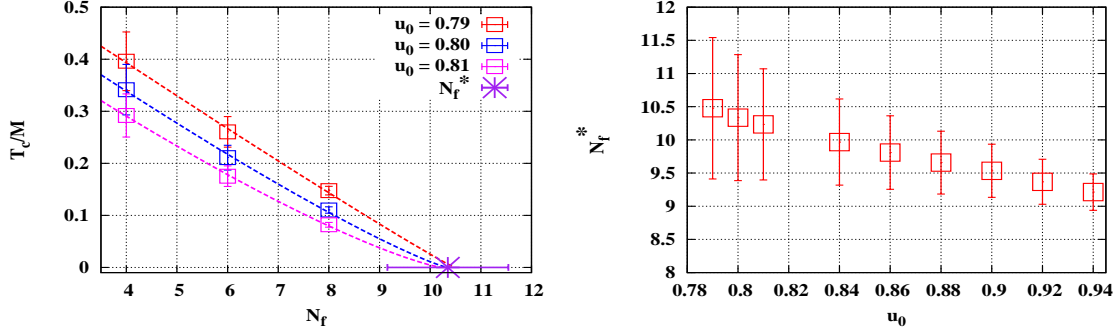


Figure 2: Left: The N_f dependence of T_c/M where M is determined to be a UV scale corresponding to $u_0 = 0.79$ (red box), 0.80 (blue \circ), and 0.81 (magenta triangle). Right: The u_0 dependence of N_f^* . The three data in the left side are determined within the condition $M(g_L^{\text{ref}}) \lesssim a^{-1}(g_L^c)$, while for the others $M(g_L^{\text{ref}})$ exceeds the lattice cutoff. This more robust procedure confirms our early results, and should be ultimately confirmed by use a rigorous lattice scale setting which is in progress [9].

coupling \bar{g} and $\bar{g}^2 \propto r_X^2 F(r_X)$ sets a scale r_X^{-1} . We used our plaquette values to define a coupling at the scale of the lattice spacing, and we set a common UV scale for different theories by imposing a constant value for the coupling (or, equivalently, for the plaquette). In short, we use our $u_0 = \langle P \rangle^{\frac{1}{4}}$ to define \bar{g} , and $u_0 = X$ is regarded as the analog of the potential scheme scale setting. For this procedure to work, the coupling should be weak enough to be in the UV region, but also large enough to avoid major lattice artifacts. We have checked – the interested reader is referred to Ref. [4] for details – that it is possible to meet these requirements and define consistently an UV coupling over a rather large set of possible choices of X . The results are shown in Fig. 2

An alternative analysis stems from a discussion presented in Ref. [10]. Since the critical temperature is zero in the conformal phase, the thermal critical coupling g_T^c should equal a zero temperature critical coupling g^c when $N_f = N_f^c$. One possibility is to use the Schwinger-Dyson estimate for g_c [11]. In this case, the lower edge of the conformal window N_f^c is defined by the condition $g_T^c(N_f^c) = g_{\text{SD}}^c(N_f^c)$. We then estimate the intersection of g_T^c and g_{SD}^c – hence the onset of the conformal window as well as the IRFP coupling at N_f^c – at $(g^c, N_f^c) = (2.79, 13.2) \pm (0.13, 0.6)$. One second possibility is to match $g_T^c(N_f^c)$ and the coupling at IRFP (g^{IRFP}) [12]. We can then locate the intersection of g_T^c and g_{41}^{IRFP} and obtain $(g^c, N_f^c) = (2.51, 11.8) \pm (0.15, 0.9)$. In Fig. 3, we show g^{IRFP} and g_{SD}^c alongside with the numerical results for g_T^c , as well as the estimates for the IRFP.

4. Towards conformality : Lattice analysis

The emergence of the conformal window can also read-off directly from the lattice data themselves. Consider the phase diagram in the space spanned by the bare coupling g_L and the number of flavor N_f , and the (pseudo)critical thermal lines which connect the lattice (pseudo)critical couplings for a fixed N_f . Based on the properties of the step scaling function in the vicinity of a IRFP [13], it is easy to convince ourselves that the critical number of flavor N_f^c can be identified with the crossing point the pseudocritical thermal lines obtained for various N_f 's

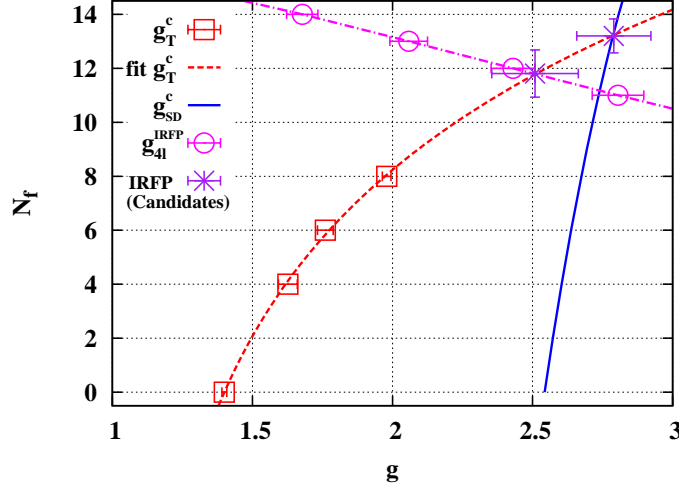


Figure 3: The thermal critical coupling (red \square) and the fit for them (dashed red line) and the values of the zero temperature couplings in the conformal phase from different estimates, see text for details. At the critical number of flavour the thermal critical coupling should equal the critical coupling associated with the IRFP.

To demonstrate this procedure, we consider the pseudocritical lines obtained for $N_f = 6$ and $N_f = 12$ as shown in Fig. 4. Note their positive slope: the lattice critical coupling g_L^c is an increasing function of N_f . Interestingly, the slope decreases with increasing N_f , which allows for a crossing point at a larger N_f . Thus, we estimate the intersection at $(g_L^c, N_f^c) = (1.79 \pm 0.12, 11.1 \pm 1.6)$.

5. Inside the conformal window: continuum results

Conformal symmetry implies chiral symmetry. As we are seeking evidence for conformality in QCD, a natural strategy is to establish whether the theory realizes chiral symmetry at zero temperature [14, 15].

A direct observation of chiral symmetry can indeed be attempted: this means extrapolating the chiral condensate to the chiral limit. Of course there are obvious numerical limitations: firstly, the functional form depends on the realization of chiral symmetry; second, the extrapolated value is affected by a residual error. So all one can try is to compare side by side the quality of the extrapolations carried out with different analytic ansätze. While for a small number of flavors such procedure would unambiguously indicate the breaking of chiral symmetry, when N_f grows large – say above $N_f = 8$ the results become more ambiguous – on which point everyone agrees – with some groups favoring chiral symmetry restoration (hence conformality), and other chiral breaking.

The analysis of the spectrum might offer a more reliable guidance: it has been noted in the past that one can devise robust signatures of chiral symmetry based on the analysis of the spectrum results. One first significant spectrum observable is the ratio m_π/m_ρ , between the mass of the lightest pseudoscalar state (pion) m_π and the mass of the lightest vector state (rho) m_ρ . In QCD at zero temperature, chiral symmetry is spontaneously broken and the pion is the (pseudo)Goldstone boson of the broken symmetry, implying that its mass will behave as $m_\pi \sim \sqrt{m}$.

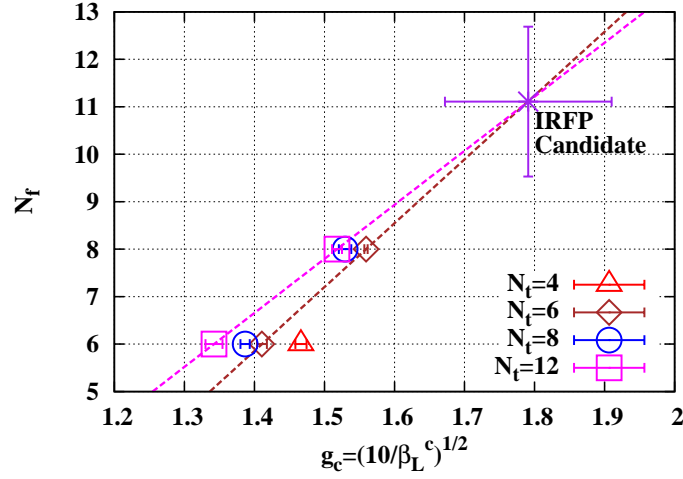


Figure 4: (Pseudo) critical values of the lattice coupling $g_L^c = \sqrt{10/\beta_L^c}$ for theories with $N_f = 0, 4, 6, 8$ and for several values of N_t in the Miransky-Yamawaki phase diagram. We have picked up g_L^c at $N_f = 6$ and 8, and considered “constant N_t ” lines with $N_t = 6, 12$. If the system is still described by one parameter beta-function in this range of coupling, the IRFP could be located at the intersection of the fixed N_t lines .

Within the conformal window chiral symmetry is restored in the continuum limit.

At the IRFP and at infinite volume, the quark mass dependence of all hadron masses in the spectrum is governed by conformal symmetry: at leading order in the quark mass expansion all masses follow a power-law with common exponent determined by the anomalous dimension of the fermion mass operator at the IRFP. Hence we expect a constant ratio. Away from the IRFP, for sufficiently light quarks and finite lattice volumes, the universal power-law dependence receives corrections, due to the fact that the theory is interacting but no longer conformal. The behaviour of the ratio is demonstrated in Fig. 5: a conformal scenario seems favoured in the range of masses we are exploring. Note that the m_π/m_ρ ratio should go to zero in the chiral limit in the broken phase, and to a constant value if chiral symmetry is restored.

Analogous conclusions can be drawn from the inspection of the so called Edinburgh plot (6). The difference with the case of ordinary QCD is indeed striking. The modest scattering of the data points could be ascribed to the deviation from a perfect power law as discussed above. It would then be of interest to repeat the same plot for different couplings : at the IRFP it should indeed reduce to a point.

6. Inside the conformal phase : lattice

If we were to use a perfect action the conformal phase discussed above would extend all the way till the infinite coupling limit. With a naive action instead chiral symmetry appears to be always broken in the strong coupling limit , at least till N_f is not too large. An obvious consequence of this is the occurrence of a strong coupling zero temperature transition – a bulk transition – within the conformal window. The role of improvement in this case is really dramatic! A perfect action would destroy a phase transition. No surprise, of course: these are strong coupling phenomena

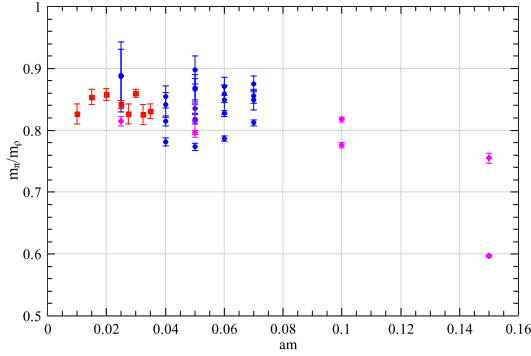


Figure 5: Ratio m_π/m_ρ as a function of the bare quark mass for all existing data for $N_f = 12$, and $N_f = 16$: $N_f = 12$ data from [16] (red squares), $N_f = 12$ data from this work and $\beta_L = 3.8, 3.9, 4.0$ (blue circles), $N_f = 16$ data from [17] (magenta diamonds).

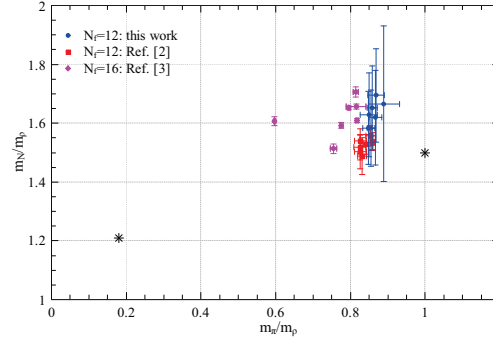


Figure 6: Edinburgh plot: $N_f = 12$ data from [16] (red squares), $N_f = 12$ data from this work and $\beta_L = 3.8, 3.9$ (blue circles), $N_f = 16$ data from [17] (magenta diamonds). The QCD physical point (black star, leftmost) and the heavy quark limit (free theory) point (black star, rightmost) are shown.

taking place away from the continuum limit, hence extra terms in the actions which are irrelevant in the continuum might well become relevant.

But then, how would an ordinary improved action (as opposed to a perfect action) affect the phase transition? The evidence we have so far is in this case [19, 18] the bulk transition moves towards stronger coupling (consistently with the fact that it will eventually disappear with a perfect action), and a second transition develops. Among these two transitions we have a phase with an unusual realization of chiral symmetry, observed also in other studies[20].

From the perspective of the analysis of continuum many flavor QCD these observations are just due to a peculiar form of lattice artifacts. Bulk transitions are however interesting for several reasons including fundamental QFT questions like the existence of an interacting, non-trivial UV fixed point in four dimension away from the perturbative domain as well as modeling of condensed matter systems, such as graphene, and the new phases discussed here might well be of interest in these contexts.

7. Summary

In brief summary, we have studied the physics of the near-conformal window and observed a likely scale separation for $N_f > 6$. We have developed suitable extrapolation techniques and estimate in several different ways the critical number of flavors to be

$$N_f^c \sim \begin{cases} 11.1 \pm 1.6 & \text{(from the vanishing thermal scaling of } \beta_L^c \text{),} \\ 12.5 \pm 1.6 & \text{(from the approach of } g_T^c \text{ to } g_{SD}^c \text{ and } g_{4l}^{\text{IRFP}} \text{),} \\ 10.4 \pm 1.2 & \text{(from the vanishing of } T_c/M \text{ with } M \text{ a UV scale).} \end{cases} \quad (7.1)$$

Although these estimates obviously lack precision, they highlight in a simple way the emergence of conformality.

In the conformal window we have shown how the spectrum analysis can give information on the realization of chiral symmetry, and we have discussed features of the strong coupling regime which might be of interest when modeling a rather a wide class of phenomena including phase transitions in condensed matter.

There are several directions in which this work can, and hopefully will be extended: a more rigorous scale setting in the preconformal region is on the way. The IRFP should be clearly observed, and we are aiming at doing it working within the analytically tractable $N_f = 16$ model. At a more theoretical level, we hope that this analysis will help clarifying the behaviour of the anomalous dimension in the vicinity and away from the IRFP.

More generally, the interplay of the cold conformal window phase with thermal QCD and the physics of the Quark Gluon Plasma is an interesting, still largely unexplored, field of research which we hope to further pursue in a near future.

References

- [1] F. Sannino, these proceedings;
- [2] See J. Giedt, PoS LATTICE **2012** (2012) 006 for the most recent lattice review, and please consult the cited papers for a comprehensive set of references;
- [3] K. Miura, M. P. Lombardo and E. Pallante, Phys. Lett. B **710** (2012) 676;
- [4] K. Miura and M. P. Lombardo, arXiv:1212.0955 [hep-lat], Nucl. Phys. B, in press;
- [5] V. A. Miransky and K. Yamawaki, Phys. Rev. D **55** (1997) 5051 [Erratum-ibid. D **56** (1997) 3768];
- [6] J. Braun, C. S. Fisher, H. Gies, Phys. Rev. **D84** (2011) 034045;
- [7] O. Antipin, M. Mojaza and F. Sannino, arXiv:1208.0987 [hep-ph]
- [8] A. Deuzeman, M. P. Lombardo and E. Pallante, Phys. Lett. B **670** (2008) 41.
- [9] A. Deuzeman, M. P. Lombardo, K. Miura, E. Pallante, and T. N. da Silva, in progress;
- [10] J. Liao, E. Shuryak and E. Shuryak, Phys. Rev. Lett. **109**, 152001 (2012);
- [11] T. Appelquist, A. Ratnaweera, J. Terning and L. C. R. Wijewardhana, Phys. Rev. D **58** (1998) 105017.
- [12] T. A. Ryttov and R. Shrock, Phys. Rev. D **86** (2012) 085005;
- [13] A. Hasenfratz, Phys. Rev. Lett. **108** (2012) 061601;
- [14] A. Deuzeman, M. P. Lombardo and E. Pallante, Phys. Rev. D **82** (2010) 074503;
- [15] A. Deuzeman, M. P. Lombardo and E. Pallante, PoS LATTICE **2011** (2011) 083;
- [16] Z. Fodor, K. Holland, J. Kuti, D. Negradi and C. Schroeder, Phys. Lett. **B703** (2011) 348-358.
- [17] P. H. Damgaard, U. M. Heller, A. Krasnitz and P. Olesen, Phys. Lett. B **400** (1997) 169
- [18] A. Deuzeman, M. P. Lombardo, T. N. da Silva and E. Pallante, arXiv:1209.5720 [hep-lat], Phys. Lett. B, in press
- [19] T. N. da Silva and E. Pallante, arXiv:1211.3656 [hep-lat];
- [20] A. Cheng, A. Hasenfratz and D. Schaich, Phys. Rev. D **85** (2012) 094509