

Looking for extended nuclear emission in a sample of nearby QSOs

M. Martínez-Paredes¹, I. Aretxaga¹, A. Alonso-Herrero², C. Packham³ and CanariCam Piratas team

¹ Instituto Nacional de Astrofísica, Óptica y Electrónica, Tonantzintla, Puebla, Mexico

² Instituto de Física de Cantabria, CSIC-UC Santander, Spain

³ The University of Texas at San Antonio, San Antonio, USA

Abstract

We present MIR sub-arcsec observations of Mrk 1383, a nearby QSO, part of a sample of nearby QSOs currently being observed with the 10.4 m Gran Telescopio de Canarias (GTC). The radial profile of the QSO is analyzed and we find that most of the MIR emission is unresolved ($\theta \sim 0.4''$, 600 pc) and consistent with previous measurements from Spitzer ($\theta \sim 4''$). We derive the spectral energy distribution (SED) of the nuclear emission, relatively uncontaminated by starlight, combining measurements from the literature as a first step towards characterizing the torus parameters in this QSO.

1 Introduction

The unified model for active galactic nuclei (AGN) proposes the ubiquitous presence of obscuring tori around their nuclei, with type 1 and type 2 AGN being intrinsically similar ([2]). The infrared (IR) range (and particularly the mid-IR) is key to characterize the torus, since dust reprocesses the optical and ultraviolet radiation generated in the accretion process and re-emits it in this range. However, considering the small torus size (< 10 pc in the case of Seyfert galaxies), high angular resolution turns to be essential to isolate as much as possible its emission. During the last two decades much progress has been made towards understanding the properties of the molecular dusty torus. For example, some authors assumed a uniform dust density distribution to simplify the modeling ([14], [15]). To solve the various discrepancies between observations and models, an intensive search for an alternative torus geometry has been carried out in the last years. The clumpy torus models propose that the dust is distributed in clumps, instead of homogeneously filling the torus volume ([10],[6], [17]). These models are making significant progress in accounting for the MIR emission of AGN ([9], [8], [13], [16], [7] and [1]). Little is known about the extent of the MIR emission

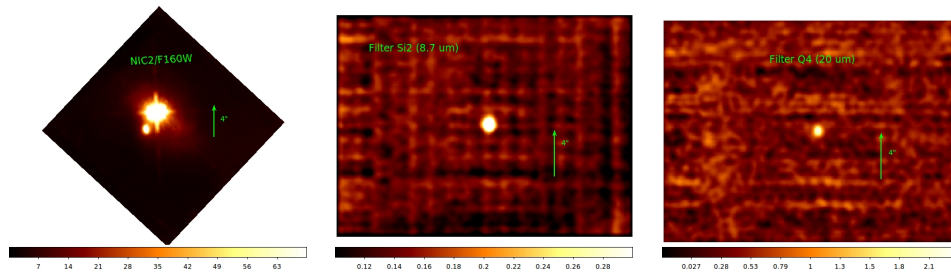


Figure 1: Left to right, image of Mrk 1383 at $1.6 \mu\text{m}$ (from HST archive), $8.7 \mu\text{m}$ and $20 \mu\text{m}$ (our CanariCam observations).

in QSOs, the distribution of the polycyclic aromatic hydrocarbons (PAH) features detected in recent Spitzer spectroscopy ([18]), and whether the unresolved emission is entirely due to dust-reprocessing by dusty tori as those detected in other types of AGN. Thus, it is important to characterize the emission of the brightest nearby QSOs in the MIR.

2 Sample definition and observations

Mrk 1383 ($z = 0.079$) is part of a sample of 15 nearby QSOs being observed with CanariCam on the 10.4m Gran Telescopio de Canarias (GTC) in Spain, to study the prevalence of dusty tori and the significance and location of starbursts (SBs) around powerful AGN. The sample was selected by redshift ($z < 0.1$) and IR brightness $N > 50$ mJy in order to secure detections at high angular-resolution ($\theta \sim 0.3\text{--}0.4''$). Additionally, we require that objects in our sample have the highest X-ray luminosities among AGN ($L(2 - 10 \text{ keV}) > 10^{43} \text{ erg/s}$). Mrk 1383 was imaged in March 2012 with the 10.4 m GTC at 8.7 and $20 \mu\text{m}$, with a precipitable water vapor $PWV = 3.5 - 3.9 \text{ mm}$. The data reduction was performed with the CanariCam pipeline of [5], and the images were flux calibrated with infrared standard stars from the Cohen’s catalogue ([3]). Details of the observations can be found in Table 1 and Fig. 1.

Table 1: Details of the observations and measured fluxes within $0.72''$ apertures.

Filter	$\lambda (\mu\text{m})$	Time _{exposure} (sec)	FWHM (arcsec)	F_λ (mJy)
Si2	8.7	220	0.4	62.5 ± 5.0
Q4	20	220	0.48	232.2 ± 49.5

3 Analysis

With the aim of looking for extended emission in Mrk 1383 we did aperture photometry on the target image using the phot/IRAF task varying the aperture from 0.4 to $2.4''$ and compared it to the aperture photometry of the standard star. In Fig. 2 we show the radial

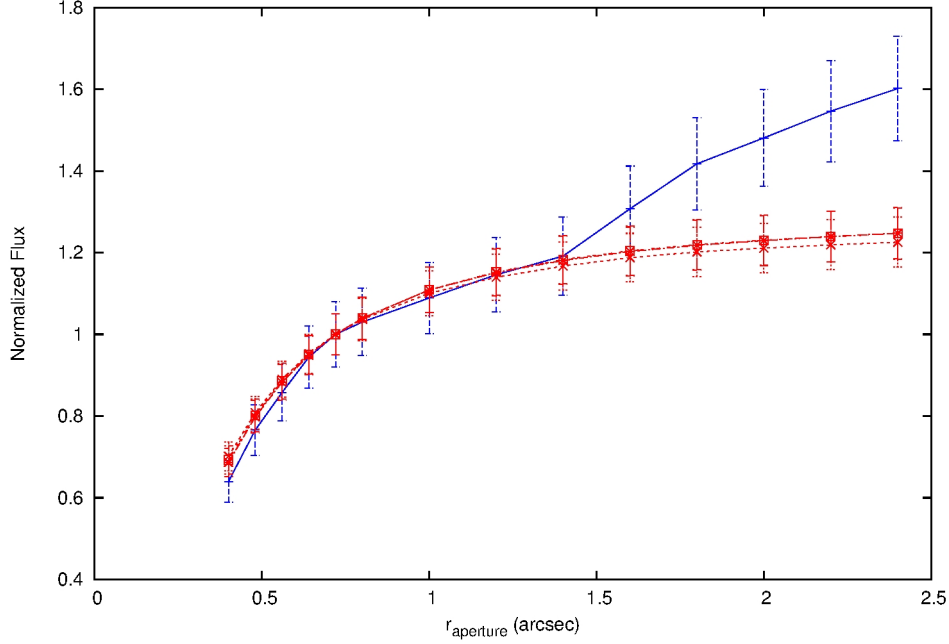


Figure 2: GTC/CanariCam radial profile at $8.7\,\mu\text{m}$ of Mrk 1383 (blue symbols and line) compared to a standard star (3 repeats, red symbols and lines), acquired immediately after the galaxy observations.

profiles of the star acquired in 3 consecutive exposures and compare these with the radial profile of the galaxy. The radial profiles are very similar and we conclude that Mrk 1383 does not have prominent extended emission within the inner $1.5''$ and, therefore, its emission is mostly unresolved. To construct a well-sampled IR SED (Fig. 3), we compile near-IR high spatial resolution nuclear fluxes from the literature. The flux at $20\,\mu\text{m}$ is larger than the flux from the Spitzer spectrum and the photometry obtain with UKIRT at the same wavelength. However, the observation conditions at this wavelength were not ideal and new observations are scheduled.

4 Discussion

We report subarcsecond resolution mid-IR fluxes for Mrk 1383. These nuclear fluxes, in combination with published near-IR measurements are used to construct the nuclear SED. We are currently analyzing and fitting this SED with the clumpy dusty torus models of [10] and [11]. This will allow us to put tight constraints on torus model parameters such as the viewing angle i , the radial thickness of the torus Y , the angular size of the cloud distribution σ_{torus} , and the average number of clouds along radial equatorial rays N .

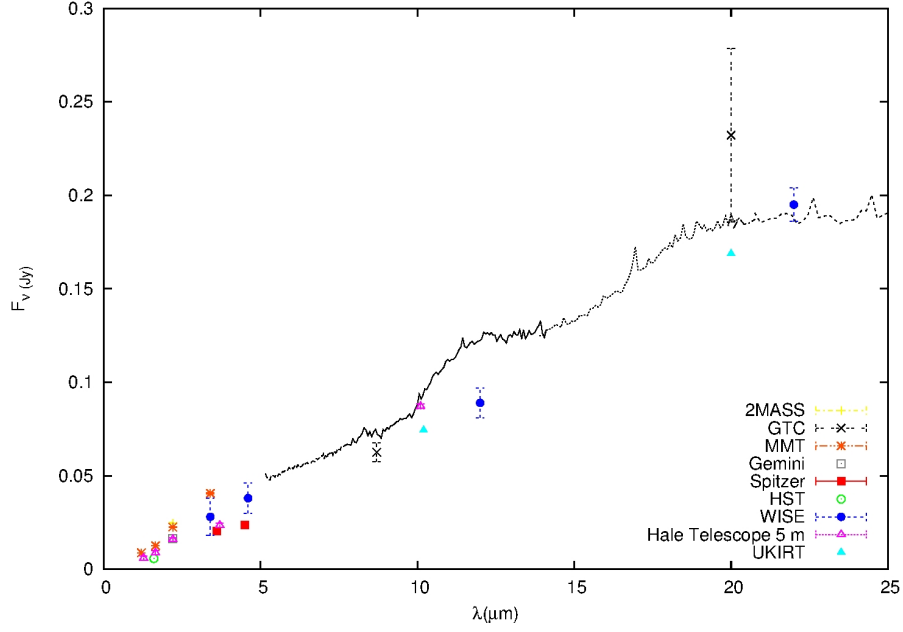


Figure 3: Observed SED of Mrk 1383. The data from 2MASS, MMT and UKIRT and Hale Telescope are taken from references [4] and [12]. The IRAC and CanariCam photometry is from this work. The red line is the Spitzer/IRS spectrum.

References

- [1] Alonso-Herrero, A. et al. 2011, ApJ, 736, 82
- [2] Antonucci, R. 1993, ARA&A, 31, 473
- [3] Cohen, M. et al. 1999, AJ, 117, 1864
- [4] Elvis, M. et al. 1994, ApJS, 95, 1
- [5] González-Martín, O. et al. 2013, A&A, in press (arXiv1212.5368)
- [6] Hönig, S. F. et al. 2006, A&A, 452, 459
- [7] Hönig, S. F. et al. 2010, A&A, 523, A27
- [8] Horst, H. et al. 2008, A&A, 479, 389
- [9] Mason, R. et al. 2006, ApJ, 640, 612
- [10] Nenkova, M. et al. 2002, ApJ, 570, L9
- [11] Nenkova, M. et al. 2008, ApJ, 685, 147
- [12] Neugebauer, G. et al. 1987, ApJS, 63, 615
- [13] Nikutta, R. et al. 2009, ApJ, 707, 1550

- [14] Pier, E. A., & Krolik, J. H. 1992, ApJ, 401, 99
- [15] Pier, E. A., & Krolik, J. H. 1993, ApJ, 418, 673
- [16] Ramos Almeida, C. et al. 2009, ApJ, 702, 1127
- [17] Schartmann, M. et al. 2008, A&A, 482, 67
- [18] Veilleux, S. et al. 2009, ApJS, 182, 628