

A new way to explain the 511 keV signal from the center of the Galaxy and its possible consequences

J. Va'vra

SLAC, Stanford University, CA94309, U.S.A.
e-mail: jjv@slac.stanford.edu

Abstract – The first gamma-ray line originating from outside the solar system that was ever detected is the 511 keV emission from the center of our Galaxy. The accepted explanation of this signal is the annihilation of electrons and positrons. However, despite 30 years of intense theoretical and observational investigation, the main sources of positrons have not been identified up to now. In this paper I propose an alternative explanation: the observed signal is due to atomic transitions to "small hydrogen atom," where electron is captured by proton on a small tight orbit around proton. I describe the status of the experimental search to find the small hydrogen atom both in astrophysics data and the lab, and propose new methods how to discover it in the lab directly. The reason we are interested in this problem is that it could explain some astrophysics observations.

Key words: 511 keV peak at the galactic center, small hydrogen atom, DDL atom, dark matter

INTRODUCTION

Rutherford suggested already in 1920 that electron-proton could be bound in tight state [1]. At that point neither the Schroedinger equation (1926) nor Dirac equation (1928) was known to him. He asked his team, including Chadwick, to search for this atom. After Chadwick's discovery of the neutron in 1932 there was a lot of discussions whether it is an elementary particle or a hydrogen-like atom formed from electron and proton [2]. For example, Heisenberg was among those who argued that Chadwick's particle is a small hydrogen atom. At the end the Pauli's argument won, that the neutron spin 1/2 follows Fermi-Dirac statistics and this decided that the neutron is indeed an elementary particle. **This is a well-established fact and it is not discussed in this paper.**

However, it is a separate question to see if the Schroedinger or Dirac equations would actually allow a solution corresponding to a small hydrogen, which would be a completely separate entity to the neutron discovered by Chadwick. It must have been obvious to both Schroedinger and Dirac, and certainly to Heisenberg, that there is a peculiar solution to their equations. This particular solution, which corresponds to the small hydrogen, was at the end rejected [3] because the wave function is infinite at $r = 0$. The infinity comes from the Coulomb potential shape, which has the infinity at $r = 0$; it was a consequence of the assumption that the nucleus is point-like. In addition nobody has observed it. At that point the idea of small hydrogen died. However, its idea was revived again ~70-years later [4,5], where authors

argued that the proton has a finite size, being formed from quarks and gluons, and that the electron experiences a different non-Coulomb potential at very small radius. In fact, such non-Coulomb potentials are used in relativistic Hartree-Fock calculations for very heavy atoms where inner shell electrons are close to nucleus [6,7]. Maly and Va'vra simply applied a similar idea to the problem of small hydrogen, i.e., they used the Coulomb potential in the Schroedinger and Dirac equations to solve the problem outside the nucleus first, then they used the above mentioned **non-Coulomb potentials** in a separate solution for small radius, and then matched the two solutions at a certain radius; one should note that probably more sophisticated potentials will have to be used in the future as the proton quark structure is complex. Using this method they retained solutions for small hydrogen which were previously rejected; they called these new solutions "Deep Dirac levels" (DDL). It is interesting to note that the difference between two types of hydrogens, a normal-size and a small-size, is only a sign in one equation.

S. Brodsky pointed out that one should not use the "1930 quantum mechanics" to solve the problem of small hydrogen because the electron becomes relativistic; instead, one should use the Salpeter-Bethe (S-B) theory [8]. He also pointed out that there were earlier attempts to find a tight electron-proton bound state using the QED S-B theory [9], which includes spin-spin, field retardation term and Coulomb potential, assuming the point-like proton; reference [9] hints that if the retardation term is dropped, there is no bound state, or resonance as they call it (they did not estimate its lifetime).

One should point out that **none of all above papers considered the relativistic virial theorem.**

There are two reasons why the idea of small hydrogen was not investigated theoretically further: (a) nobody has found it experimentally, and (b) the theory at small distance from proton is too complicated.

This paper will not try to resolve this issue theoretically. Instead I turn to experimental observations to seek any hint of evidence for the existence of such atoms, hoping that if they are found experimentally, the real theory can be developed.

Recently I realized that a possible evidence may come from the center of our galaxy, which produces a very strong 511 keV signal. The most obvious explanation of this signal is the annihilation of electrons and positrons. The problem is that no significant source of positrons have been detected so far to explain the measured rate. The model of small hydrogen could explain it. Quantum mechanics does allow all sort of strange atomic states in nature composed of various particles, some observed, but mostly unstable. Table 1 shows several examples of such states.

This work supported by the Department of Energy, contract DEAC02-76SF00515.

Table 1: Strange atomic states

Name	Status
Muonium (μ^+e^-)	Observed, unstable
Di-muonium ($\mu^+\mu^-$)	Not yet observed
Muonic helium ($He-\mu^-$)	Observed, unstable
Positronium (e^+e^-)	Observed, unstable
Di-positronium molecule (e^+e^-) ²	Observed, unstable
Small positronium (e^+e^-)	Not yet observed
Protonium ($p\bar{p}$)	Not yet observed
WIMP atom (Atom-WIMP ⁻)	Not yet observed
WIMPonium (WIMP WIMP ⁻)	Not yet observed
Small hydrogen (pe^-)	Not yet observed

There are two possibilities to consider:

1. Small hydrogen is stable, once it is created: This would require an additional attractive potential, functioning very close to the proton's surface. The small hydrogen would be very tightly bound, and it may have a very long lifetime, comparable to the age of the Universe. It may have been produced mainly during the Big Bang, or near black holes, where electron energies are sufficiently high. The Sun is probably unable to produce such electrons in large quantity.

2. Small hydrogen is not stable: Atomic transitions to DDL levels are still possible, but the small hydrogen atom would decay immediately with some time constant.

Finally, one may ask a question why the present atomic world does not collapse into a "small" atomic world on its own, since wave functions do overlap and therefore there should be, according to the classical quantum mechanics, a transition to lower energetic state. Clearly, this is not happening. This paper will argue that electron, in order to latch on the DDL level, must have a very high energy with very tight energy acceptance window. I do not know how to calculate this transition time constant, but it must be comparable with the age of the Universe. In this paper, I take it as an ansatz.

1. Motivation to search for small hydrogen atom

1.1. A simple mathematics first.

Electron in small hydrogen ground state is highly relativistic. There is no satisfactory QED theory available for the problem of small hydrogen at present. The main reason is a small motivation to develop such a theory, since it is complicated and the small hydrogen atom has not yet been observed. In this paper, I present a simple mathematics based on the "1930 potential-based quantum mechanics" as it provides often an interesting physics insight into the problem. I admit that it cannot be considered as the final theoretical solution, but similar approach explains many atomic effects in the classical atomic quantum mechanics.

Following Schiff [4] and our earlier papers [4,5], the relativistic Schroedinger equation for hydrogen-like atoms is solved as follows:

$$(-\hbar c^2 \nabla^2 + m^2 c^2)u(\vec{r}) = [E - e\phi(r)]^2 u(\vec{r}) \quad (1)$$

This equation can be solved exactly for the Coulomb potential $e\phi(r) = -Ze^2/r$ by using: $u(r, \theta, \phi) = R(r) Y_{lm}(\theta, \phi)$, which yields the radial equation:

$$\frac{1}{\rho^2} \frac{d}{d\rho} \left(\rho^2 \frac{dR}{d\rho} \right) + \left[\frac{\lambda}{\rho} - \frac{1}{4} - \frac{l(l+1) - \gamma^2}{\rho^2} \right] R = 0 \quad (2)$$

where $\rho = ar$, $\gamma = Ze^2/\hbar c$, $\alpha^2 = 4(m^2 c^4 - E^2)/(\hbar^2 c^2)$, and $\lambda =$

$2E\gamma/(\hbar c \alpha)$. The solution can be obtained by the following substitution:

$$R(\rho) = F(\rho) e^{-\frac{\rho}{2}},$$

$$\text{where } F(\rho) = \rho^s (a_0 + a_1 \rho + a_2 \rho^2 + \dots) = \rho^s L(\rho)$$

This leads to this differential equation:

$$\rho^2 \frac{d^2 L(\rho)}{d\rho^2} + \rho [2(s+1) - \rho] \frac{dL(\rho)}{d\rho} + [\rho(\lambda - s - 1) + s(s+1) - l(l+1) + \gamma^2] L(\rho) = 0 \quad (3)$$

Putting explicitly L(ρ) function into equation (3), one obtains:

$$[s(s+1) - l(l+1) + \gamma^2] a_0 \rho^0 + f_1(s, l, \gamma) \rho^1 + f_2(s, l, \gamma) \rho^2 + \dots = 0$$

Equating each term in front of each ρ^n with zero, one obtains from the very first term ρ^0 :

$$s(s+1) + \gamma^2 - l(l+1) = 0 \quad (4)$$

which is a quadratic equation with the following solution:

$$s = -\frac{1}{2} \pm \left[\left(l + \frac{1}{2} \right)^2 - \gamma^2 \right]^{\frac{1}{2}} = s(\pm) \quad (5)$$

There are two solutions with two infinities:

1) For $s = s(+)$ > 0: $F(\rho) \rightarrow \infty$ as $\rho \rightarrow \infty$
To keep $F(\rho)$ finite one sets $\lambda = \text{integer} + s + 1$

2) For $s = s(-)$ < 0: $F(\rho) \rightarrow \infty$ as $\rho \rightarrow 0$
This solution was neglected in the past.

The present quantum mechanics allows $s(+)$ solution. One can ask why $s(-)$ solutions were neglected? A simple answer is by quoting Schiff: "The boundary condition that wave function $F(\rho)$ be finite at $\rho = 0$ requires that we choose positive solution $s(+)$ "; in other words, the wave function cannot be normalized at $\rho = 0$; however, Schiff was assuming a point-like proton, which is clearly not correct.

What we said in our papers [4,5] is that near $\rho = 0$ one should use a different potential than the Coulomb potential. One would then solve the Schroedinger equation in two regions, and matches two solutions at some boundary, and in that way, one can accept the $s(-)$ solution.

References [4,5] calculated energy levels, for small the $s(-)$ hydrogen states, using the relativistic Schroedinger equation as developed by Schiff [3] (equation 53.16, page 470):¹

$$E_{Schroedinger} = \frac{mc^2}{\sqrt{(1+\gamma^2/(n'+s+1)^2)}} \quad (6)$$

where $s = s(-)$ and $n' = 0, 1, 2, \dots$

Similarly, $s(-)$ hydrogen states for the Dirac equation follows Fluegge [10] (eq. 202.17, page 198):

$$E_{Dirac} = \frac{mc^2}{\sqrt{[1+\gamma^2/(s+n')^2]}} \quad (7)$$

where $s = s(-)$ and $n' = 0, 1, 2, \dots$ Table 2 shows energy levels calculated by equation (7).

¹ Formula with $s = s(+)$ was first derived by Sommerfeld in 1916.

Table 2: Small hydrogen energy levels and transitions between k & k+1 orbital quantum numbers for s = s(-) in Dirac equation (7).

Orbital quantum number k	Calculated energy level E(k) [keV]	Calculated transition E(k+1) - E(k) [nm]
1	509.135	1.330
2	510.067	3.990
3	510.378	7.981
4	510.533	13.301
5	510.626	19.952
6	510.688	27.933
7	510.733	37.244
8	510.766	47.885
9	510.792	59.856
10	510.813	73.157
11	510.830	87.789
12	510.844	103.751
13	510.856	121.042
14	510.866	139.664
15	510.875	159.616
16	510.883	180.899
17	510.889	203.511
18	510.895	227.453
19	510.901	252.726
20	510.906	279.329
21	510.910	307.262
22	510.914	336.525
23	510.918	367.118
24	510.921	399.041
25	510.924	432.294
26	510.927	466.878
27	510.930	502.792
28	510.932	540.035
29	510.935	578.609
30	510.937	618.513
35	510.946	885.871
40	510.952	1145.248
50	510.962	1765.761
73	510.973	3592.703
102	510.981	6987.195
192	510.989	24644.641
326	510.993	70896.811
491	510.995	160660.437
1130	510.997	855827.765

Results from these two calculations are shown graphically on Figure 1a, which shows DDL energy levels as a function of orbital quantum numbers $n = n'+1$ for the Schroedinger equation, and $k = n'+1$ for Dirac equation. One can see that for orbital excitations above $k \sim 10$ the transition energy becomes to be very close to ~ 511 keV. Since it is likely that transitions to DDL levels are accompanied with large orbital excitations, I can assume that typical single photon will have energy very close to 511keV.

Once one knows the electron energy level, I can calculate the corresponding radius of small hydrogen using Bohr's equation: $r = 0.5 KZe^2/E$, where energy E is calculated using equations (6) and (7). Figure 1b shows radius dependence on quantum numbers n or k; it shows that the small hydrogen radius gets smaller at larger excitations. This method of calculating radius is for illustration only; better way is to determine wave functions and plot a probability distribution of electron position as a function of radius.

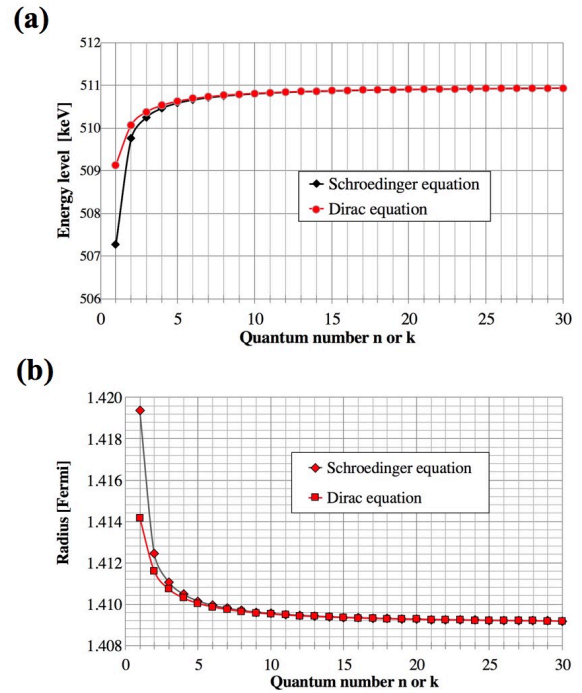
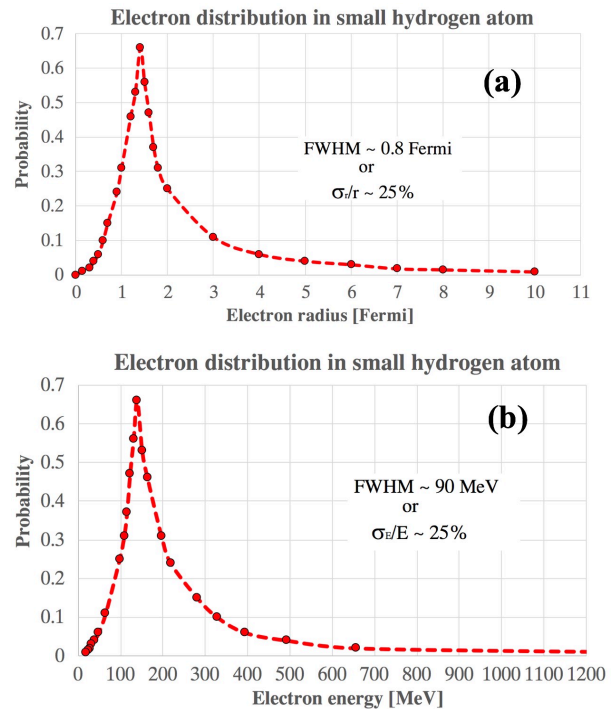


Figure 1 (a) Energy levels of small hydrogen atom level as a function of orbital quantum number n (for Schroedinger equation) or k (for Dirac equation). (b) Radius of small hydrogen atom as a function of quantum numbers n or k.

Figure 2a shows radial distribution for ground state of small hydrogen [5]. It was derived using a combination of the Nix potential near proton, and the Coulomb potential at larger radius (Figure 2c). Using equation (8), one can calculate energy distribution of electrons in ground state of small hydrogen. One can see that the most probable energy is about ~ 140 MeV and that this distribution is very broad.



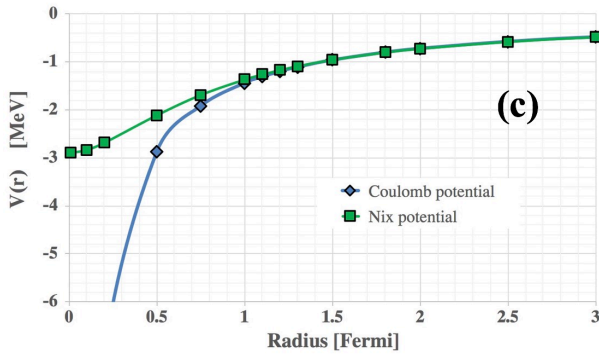


Figure 2 (a) Radial and (b) energy distribution of electrons in small hydrogen atom in ground state for a combination of Coulomb and Nix potentials, and using equation (9) [5]. (c) Shapes of Coulomb potential and Nix potentials.

There is another approach to solve this problem, which was pointed out to me by M. Bednar [11], after he learned about our papers [4,5]. He modeled proton as a simple hard repulsive ball below a certain radius r_0 , and, as the Coulomb potential above this radius. Using this procedure, one does not have a problem of matching of two solutions at r_0 . He derived the same equation as equation (6) for energy levels, however, he pointed out that wave functions are slightly different.

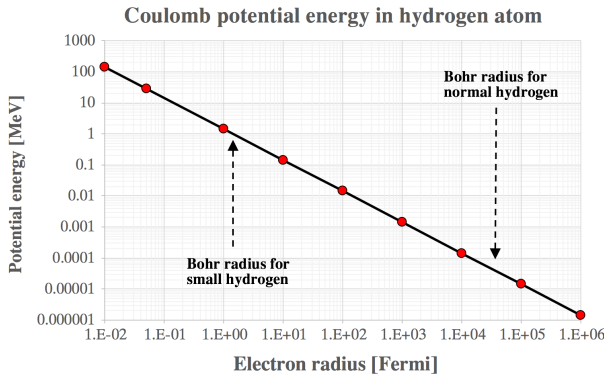


Figure 3 Coulomb potential energy available in hydrogen atom; it is approaching to ~ 1 MeV for small hydrogen atom in ground state at $r \sim 1.4$ Fermi.

1.2. The virial theorem.

The virial theorem is important consideration to judge if the bound system is stable. Virial relations can be used to draw conclusions on the dynamics of bound states without solving the equations of motion. It seems that there are no electromagnetically bound particles in ordinary matter that are fully relativistic, except the fastest electrons of heavy atoms [12]. **None of the previous papers [4,5,9,11] considered the virial theorem.**

For a potential of a form $V(r) = \alpha r^\kappa$, the simplest form of the virial theorem requires that kinetic energy T of an object, for example electron, is related to potential energy V as follows [14]:²

$$T = \kappa [\gamma / (\gamma + 1)] V, \text{ where } \gamma = 1 / \sqrt{1 - (v/c)^2} \quad (8)$$

For Coulomb or gravitational potentials, where $\kappa = -1$, one

obtains the kinetic energy $T_{\text{virial}} \rightarrow -(1/2)V$ as $\gamma \rightarrow 1$ for the nonrelativistic case, and for the relativistic case, $T_{\text{virial}} \rightarrow -V$ as γ gets large.

Figure 3 shows the available Coulomb potential energy as a function of radius for normal and small hydrogen atom. One can see that for a radius of 1-2 Fermi, the available Coulomb potential energy to hold electron on stable orbit is only about ~ 1 MeV.

The kinetic energy T of electron located on radius r can be simply estimated as follows:

$$T = \sqrt{(hc/\lambda)^2 + (mc)^2} - mc^2 \quad (9)$$

where $\lambda = 2\pi r$ is De Broglie wavelength for radius r , and m is the rest mass of electron. Figure 4 shows relationship between De Broglie wavelength and electron kinetic energy.

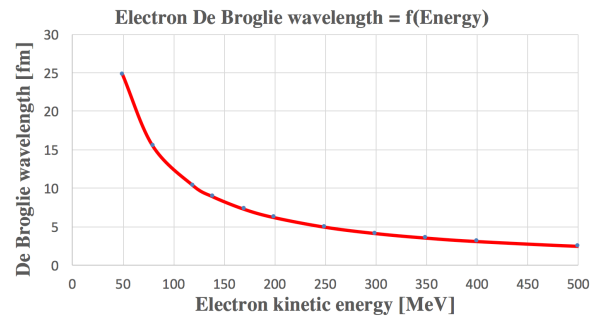


Figure 4 De Broglie wavelength as a function of electron kinetic energy.

If one applies equations (8) and (9) to the normal hydrogen atom, electrons on all orbits satisfy the virial theorem as shown on Figure 5, i.e., electron kinetic energy, equation (9), is exactly equal to kinetic energy calculated from the potential energy using the virial theorem, equation (8).

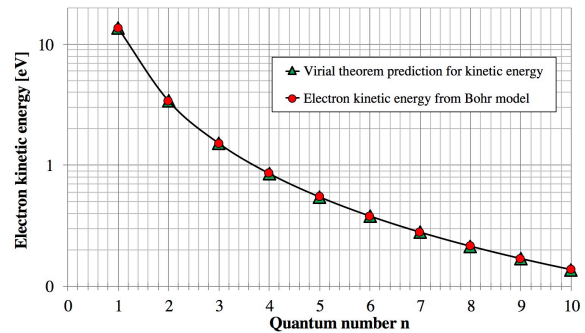


Figure 5 In normal hydrogen atom electron kinetic energy balances with potential energy according to virial theorem.

If one applies the same math to the small hydrogen, one finds that the Coulomb potential energy is unable to hold electron on a stable orbit, i.e., the virial theorem is violated. This applies to all energy levels shown in Table 2.

Electron on the small hydrogen orbit ($r \sim 1.42$ Fermi) is highly relativistic, with $\gamma \sim 272$ and kinetic energy of $T \sim 139$ MeV, while the available Coulomb potential energy is only ~ 1 MeV, as shown on Figure 3. One should add that the Nix

² More general virial theorem treatment can be found in Ref.13.

potential, used in ref.[5], also does not satisfy the virial theorem; Refs.[9&11] also did not consider the virial theorem.

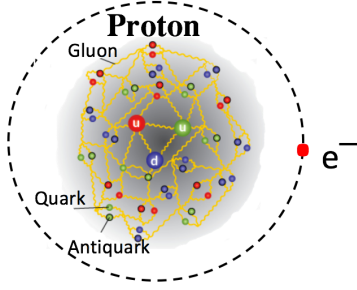


Figure 6 A schematic view of small hydrogen atom in the ground state, approximately to scale within the Bohr model's context of this paper. Electron is on Bohr level with $r \sim 1.42$ Fermi and proton radius is ~ 0.84 Fermi. Electron does not feel the point-like Coulomb potential at this radius.

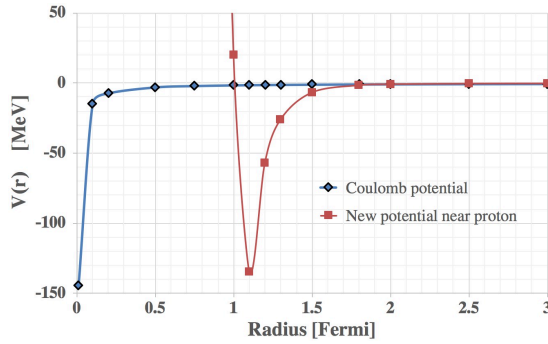


Figure 7 A new potential shape, which would be needed to keep the small hydrogen stable; it is much deeper than the Coulomb potential at that radius.

1.3. How to make the small hydrogen stable.

Clearly, one needs to add some attractive force to the Coulomb potential to make the small hydrogen stable.

Physics of e-p bound system at short distances is a very complicated relativistic problem. Electron feels at this distance from proton a non-central Coulomb potential from three quarks, spin-spin between electron and three quarks, spin-orbit and electron-field forces, which should include retardation potential due to a difference between electron and electromagnetic wave speeds.³ Ref.9 was the first small step towards solving it using QED. If one wants to use a potential-based approach, a possible way is to use the following equation, described by Salpeter-Bethe [15] (eq.12.9, page 56):

$$[W + eV + (\hbar^2/2m)\nabla^2 + (1/2mc^2)(W + eV)^2 + i(e\hbar/mc)(\mathbf{A} \cdot \mathbf{grad}) - (e^2/2mc^2)\mathbf{A}^2 - (e\hbar/2mc)(\boldsymbol{\sigma} \cdot \mathbf{B}) + i(e\hbar/2mc)(\boldsymbol{\alpha} \cdot \boldsymbol{\mathcal{E}})]u = 0 \quad (10)$$

where V and \mathbf{A} are scalar and vector potentials, $\boldsymbol{\alpha}$ is Dirac matrix, $\boldsymbol{\sigma}$ is Dirac spin operator, E_0 is rest-mass energy, E is total energy, $W = E - E_0$, \mathbf{B} and $\boldsymbol{\mathcal{E}}$ are magnetic and electric field electron sees in the vicinity of proton. To solve this equation, given a complexity of the proton structure, seems difficult at present.

³ Time difference between electron and electromagnetic wave periods is $dT \sim 2 \times 10^{-28}$ sec/period at radius of ~ 1.4 Fermi, using the classical Bohr model; the same calculation for normal hydrogen in ground state yields $dT \sim 1.5 \times 10^{-31}$ sec at radius of ~ 0.529 Å.

Figure 7 shows schematically how a new attractive potential shape could look like for electron close to proton (Fig.6). Below a certain radius r_0 , electron does not get inside the proton. At radius $r_0 \sim 1.4$ Fermi, there is a new attractive potential deep enough to hold the relativistic electron. The new attractive potential is dominated by the Dirac spin term $(e\hbar/2mc)(\boldsymbol{\sigma} \cdot \mathbf{B})$ in equation (10), which is approximately equal to $\mu_0 \mathbf{B}$, where $\mu_0 = 5.788 \times 10^{-9}$ eV/Gauss is the Bohr magneton, and \mathbf{B} is electron "self-induced" magnetic field. To understand the origin of this magnetic field, we shall assume a simple equivalent model, where that the electron can be considered to be at rest and the proton is moving around at this radius.⁴ Such electron is subject to a very high magnetic field of $B \sim 2.38 \times 10^{16}$ Gauss at radius of $r_0 \sim 1.4193$ Fermi, making the spin term in equation (10) dominant and equal to $\mu_0 \mathbf{B} \sim 137.91$ MeV, while the Coulomb energy contribution to the balance is only ~ 1.015 MeV at this radius. This force is attractive as shown schematically on Fig.8.

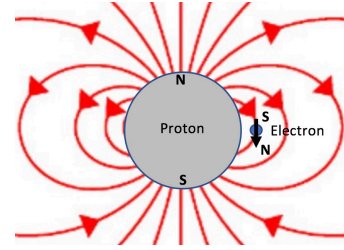


Figure 8 Equivalent model explaining why the electron spin interaction with the self-induced magnetic field creates the attractive force.

The electron kinetic energy T_{virial} obtained from the virial theorem can be approximated in the relativistic limit as follows:

$$T_{\text{virial}} \sim V + \mu_0 \mathbf{B} \quad (11)$$

Tuning the electron radius, Fig.9 shows that the virial theorem is satisfied at radius $r_0 \sim 1.4174$ Fermi, where T_{virial} is equal to T_{kinetic} . For larger radii, the potential becomes the Coulomb potential, and the DDL atom is unstable; for smaller radii, the electron would crash into the proton. This result is only approximation as other terms in equation (10) may affect the result.

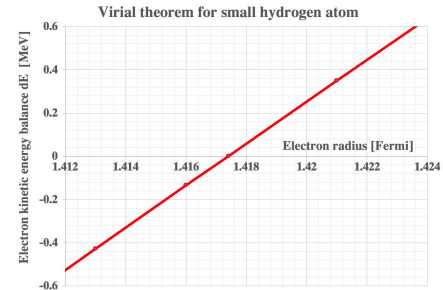


Figure 9 In the small hydrogen atom, electron kinetic energy T_{kinetic} (equation (9)), balances with energy obtained from the virial theorem T_{virial} (equation (11)), thus satisfying the virial theorem, at $r_0 \sim 1.4174$ Fermi.

⁴ P.A. Tipler used a similar approach to explain the spin-orbit fine-structure splitting in the normal hydrogen atom, where he calculates the self-induced magnetic field of $B \sim 4 \times 10^3$ Gauss at $r \sim 2.12$ Å [38].

If all this is true, it would create a strange atom indeed. It would be hard to detect and hard to create, as electron must have just right energy to form this atom, otherwise it will violate the virial theorem. In the following I will make an ansatz that the small hydrogen exists, and will search for a hints of possible experimental evidence.

2. Experimental search for the small hydrogen

There is no a direct experimental proof at present that the small hydrogen exists and therefore we can only speculate what kind of impact it would have on the astrophysics. Nevertheless, we will mention several examples, which could be explained using the small hydrogen.

2.1. The 511 keV gamma signal from the center of galaxy

One of the most intriguing puzzle of the astrophysics is to explain a very strong ~ 511 keV Gamma signal in the center of the Galaxy [16,17,18]. Figure 10 shows the observation of this signal by the ESA Integral satellite observatory [18]. The most obvious explanation of this signal is the annihilation of electrons and positrons; the spectrum can be nicely explained using the annihilation emission measured with narrow and broad Gaussian lines and an ortho-positronium continuum; the power-law shape accounts for the Galactic diffuse continuum emission. The calculation indicates a total e^+ annihilation rate of more than $\sim 2 \times 10^{43}$ e^+ /sec. The paper points out that the most likely sources of positrons are thermonuclear supernovae with a β^+ radioactive decay from ^{26}Al , ^{44}Ti or ^{56}Co .

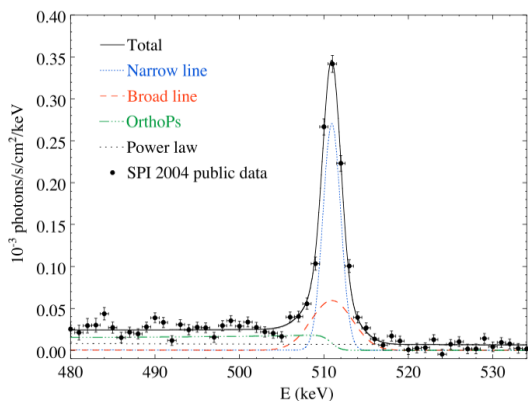


Figure 10 The 511 keV signal observed by the ESI instrument aboard the ESA Integral satellite observatory [18].

However, there is one major problem with this explanation. Citing N. Prantzos's paper [18] precisely: "**Despite 30 years of intense theoretical and observational investigation, the main sources of positrons have not been identified.**"

I offer an alternative explanation of the 511 keV signal using a model of small hydrogen atom. Figure 1a shows that for higher orbital excitations the transition energy becomes to be very close to ~ 511 keV. Since it is likely that transitions to DDL levels are accompanied with large orbital excitations, I can assume that typical single photon will have energy very close to 511keV (Table 2).

Transitions to the DDL level may not go via single photons as one deals with large energy gaps for small k , and the usual perturbation theory of atomic transitions may not apply. If a

multiple photon transition occurs one would not observe a peak if only one photon is detected, which makes such a transition hard to recognize. This may explain the asymmetric gamma energy spectrum from the Galaxy center (Figure 10). Even if the DDL atom is unstable, such transitions are possible and gamma-emissions/absorptions can occur.

One should mention that there is an alternative theory explaining the positron excess at the center of the galaxy, which is based on composite dark matter scenarios [19].

2.2 Solar spectrum

It is not clear that the Sun's interior has electrons energetic enough to produce the small hydrogen. Nevertheless, I have carefully compared Table 2 with Sun's extremely rich spectral lines across the entire wavelength range [20-25]. Generally, predictions of Dirac equation (7) are close to observations, but outside of quoted experimental errors (Table 3), with exception of several VUV spectral lines measured inside the sunspots [21] (Table 4).

Therefore, we conclude that there is no conclusive evidence for the agreement.

Table 3: Measured emission lines [20] in the **visible** range of the Solar spectrum, compared to prediction of the Dirac equation (7).

Transition $k+1 \rightarrow k$	Calculated Dirac transition ($s=s(-)$) $E(k+1) - E(k)$ [\AA]	Nearest measured absorption line in Solar spectrum [\AA]	Present identification of the line
22 \rightarrow 21	3072.6151	3072.156 \pm 0.002	Cr II ?
23 \rightarrow 22	3365.2452	3365.196 \pm 0.002	NH
24 \rightarrow 23	3671.1677	3671.210 \pm 0.002	-
25 \rightarrow 24	3990.4095	3990.390 \pm 0.002	Co I
26 \rightarrow 25	4322.9434	4322.820 \pm 0.002	-
27 \rightarrow 26	4668.7789	4668.790 \pm 0.002	C2 ?
28 \rightarrow 27	5027.9160	5027.908 \pm 0.002	Fe I
29 \rightarrow 27	5400.3539	5400.394 \pm 0.002	-
30 \rightarrow 29	5786.0941	5785.150 \pm 0.002	Cr I
31 \rightarrow 30	6185.1344	6185.288 \pm 0.002	Fe I
32 \rightarrow 31	6597.4773	6597.302 \pm 0.002	Fe I (Cr I)
33 \rightarrow 32	7023.1202	7023.504 \pm 0.002	Fe I
34 \rightarrow 33	7462.0671	7462.320 \pm 0.002	Fe I
35 \rightarrow 34	7914.3123	7914.180 \pm 0.002	CN
36 \rightarrow 35	8379.8580	8379.908 \pm 0.002	Co I

Table 4: Solar emission lines measured inside the sunspots [21] in the **VUV** range, compared to prediction of the Dirac equation (7).

Transition $k+1 \rightarrow k$	Calculated Dirac transition ($s=s(-)$) $E(k+1) - E(k)$ [\AA]	Nearest measured emission line in Solar spectrum [\AA]	Present identification
11 \rightarrow 10	731.57	731.55 \pm 0.04	-
12 \rightarrow 11	877.89	877.92 \pm 0.04	Ar VII
13 \rightarrow 12	1037.51	1037.23 \pm 0.04	Si VII
14 \rightarrow 13	1210.42	1210.6 \pm 0.1	-
15 \rightarrow 14	1396.64	1396.6 \pm 0.1	-
16 \rightarrow 15	1596.16	1395.76 \pm 0.1	-

2.3. Neutron capture signal in the Integral satellite.

Figure 11 shows the analysis of low energy spectra, including the nuclear capture signals, by the Integral satellite [26], which cannot detect thermal neutrons coming from the Sun in its location. The only possible explanation is that neutron capture peaks are caused by cosmic ray proton interactions with the satellites structure, producing neutrons, which then capture and produce multi-MeV Gammas. Quoting the paper [26], the only puzzling conclusion is this: “**Thermal neutron capture is responsible for numerous and strong lines at several MeV; their unexpected presence poses a difficult challenge for our physical understanding of instrumental backgrounds and for Monte Carlo codes.**”

The presence of small hydrogen could explain these unexplained capture signals.

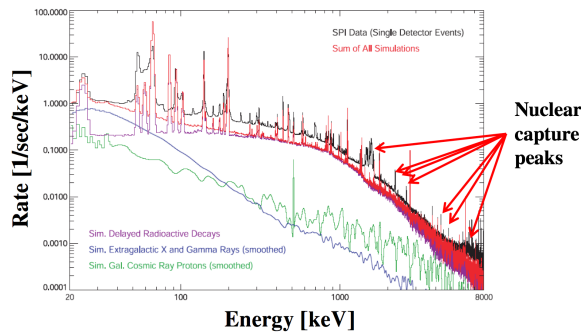


Figure 11 The capture signals detected by the Integral satellite [26].

2.4. Young and old galaxies.

Figure 12 shows another puzzle, published recently. Genzel’s paper [27] suggests that younger galaxies ($z = 0.6-2.6$) do not have as much of Dark matter, resulting in a smaller rotation velocity at large radius. On the other hand, old local galaxies ($z = 0$), such as our Milky way or M31 do have a tail. However, this data could also suggest an alternative explanation. It is possible that the tail has nothing to do with the Dark matter, meaning that it is related to hard-to-detect neutral hadronic debris of all kinds, including the small hydrogen, produced by the galaxy itself over a long period of time of its existence. As the galaxy gets older, it has more of this hadronic debris in the tail, especially if it was produced at large velocities.

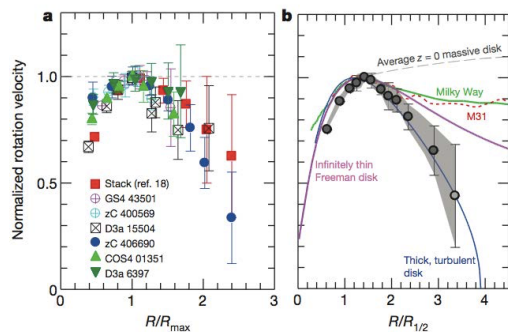


Figure 12 (a) Genzel’s paper [27] suggests that young galaxies ($z = 0.6-2.6$) do not have as much Dark Matter at large radii, resulting in a smaller rotation velocity at large radius. (b) On the other hand, old local galaxies ($z = 0$), such as Milky Way or M31, do have a tail at large large radius (black points represent binned averages from (a)).

2.5. Web-like structure of the Universe.

The three-dimensional hydrodynamical simulation of the Universe shows a web-like structure [28]. To create this structure, using the present computer codes, one does not need the Dark Matter; what is enough is a matter which is collisionless and interacts gravitationally [29]. **We propose the following model: The small hydrogen provides a primary seed around which other matter coalescences.** It would be impossible to detect the small hydrogen spectroscopically; one would only observe a baryonic matter attracted to it, when it is excited [30].

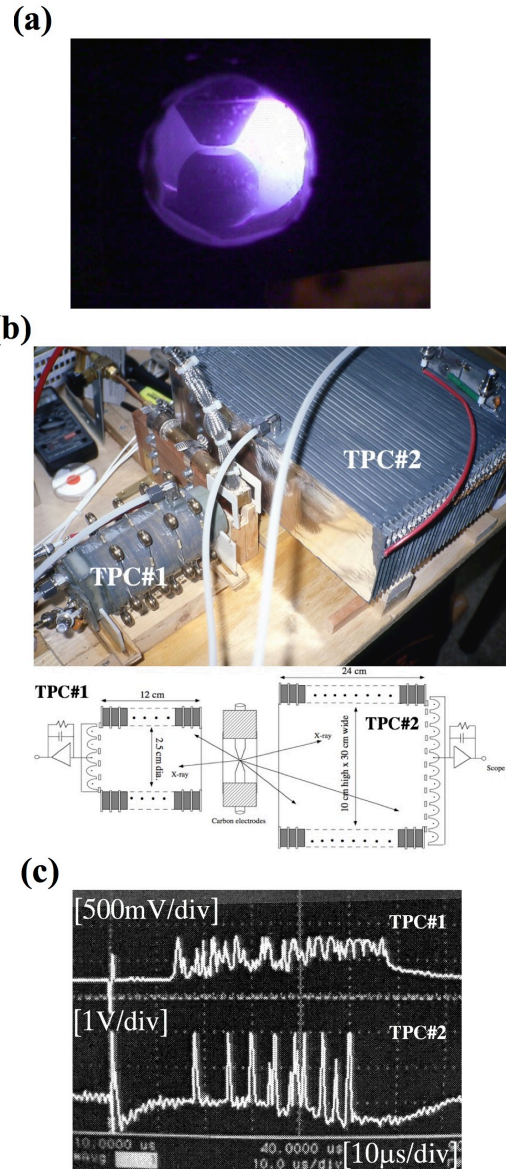


Figure 13 (a) Spark electrodes as viewed through Mylar window. (b) Two back-to-back TPCs. (c) Typical TPC pulses during a single spark. The total energy of all X-rays per event was typically 100-150keV/spark of visible energy (many X-rays have escaped undetected in this setup); a typical single event consists of many 2-10 keV X-ray pulses, as calibrated by the Fe^{55} source, which deposits ~ 5.9 keV/pulse on average [31].

2.6. Direct searches for the small hydrogen

To discover the small DDL hydrogen atom in the laboratory, one may observe either a clear 511 keV signal, or shower of energetic gammas. We tried to find such transitions during controlled sparking experiments in a pure hydrogen gas at low pressure [31]. The test searched only for a large and obvious effect, i.e., it was not designed for a long-term search of very rare events. A 1mm sparking gap (Figure 13a), operated with peak spark currents of 0.2-0.5kA at low pressure of ~ 2 Torr, with sparking gap electric gradient of ~ 25 kV/cm, the total spark charge more than $\sim 4 \times 10^{14}$ electrons/spark, and electron densities approaching $\sim 10^{17}$ electrons/cm³. The total observed energy of all X-rays per event was typically more than 100keV per single spark, consisting of many 2-10keV X-rays (Figure 13c), as calibrated by the Fe⁵⁵ source. X-rays were produced only when positive ions were produced after a sufficient electron energy exceeded a certain threshold, indicating that it is the high field between positive hydrogen ions and cathode electrons, which accelerates electrons to energies responsible for the observed spectra.

Various detectors were used in these tests: two back-to-back TPCs (Figure 13b), a photon-sensitive CsI-detector (Figure 14), YAP-scintillator, gaseous wire tube chamber, and a neutron-sensitive BF₃-counter.

We saw no evidence of a single 511keV gamma peak. We did see a few events with very large energy deposit – see Fig. 14b. The test did not detect any neutrons.

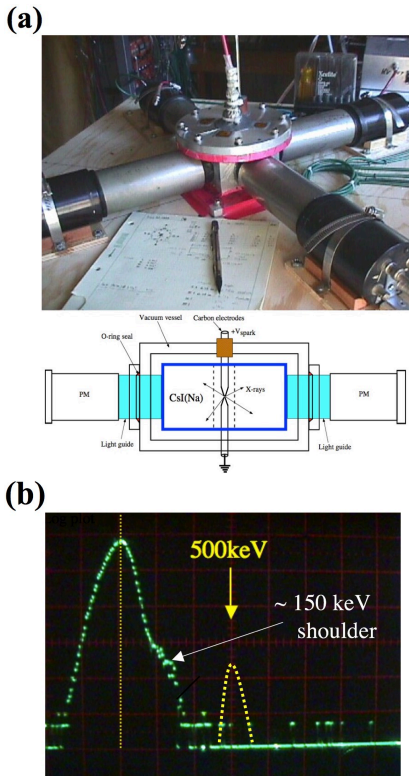


Figure 14 (a) Sparking tests by the author with the CsI crystal with a spark gap in the middle [31]. (b) Again, one observes a hint of large energy deposit, although the precision was not very high in this test due to the sparking noise. The energy scale was calibrated by the Na²² source.

2.6. The 511-gamma signal in lightning

There is an evidence that thunderstorm lightning strikes produce high energy and high currents of electrons, positrons, γ -rays and X-rays and neutrons. Science of lightning is new and relatively poorly understood [32]. Most of lightning strikes reach currents of ~ 35 kA, charges up to ~ 20 Coulomb, with voltages much higher than in low pressure sparking tests, described in chapter 2.6.

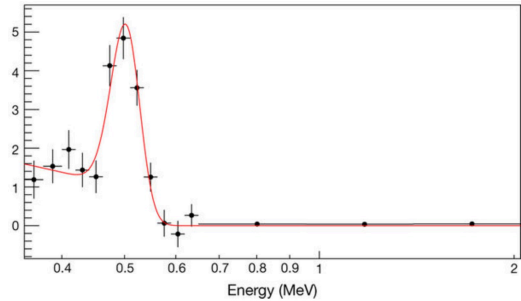


Figure 15 A prolonged ~ 0.511 MeV emission, which lasted for a minute, observed during the thunderstorm experiment [33].

Recent paper [33] reports ground-based observations of γ -ray flash with a duration of less than one millisecond, and electrons and γ -rays with energies larger than ~ 10 MeV. A subsequent γ -ray afterglow subsided with an exponential decay constant of 40–60 milliseconds, followed by a prolonged ~ 0.511 MeV γ -ray emission lasting for a minute; Figure 15 shows the annihilation signal. References [33,34] explain this effect using atmospheric photonuclear reactions $^{14}\text{N} + \gamma \rightarrow ^{13}\text{N} + n$ and $^{16}\text{O} + \gamma \rightarrow ^{15}\text{O} + n$, which generate fast neutrons with a kinetic energy of ~ 10 MeV and unstable radioactive isotopes, which generate positrons in β^+ -decays, which are responsible for the annihilation peak. This is certainly a possible explanation.

What would be an alternative explanation using the DDL model? The long γ -ray afterglow time constant suggests that positive ions may be involved in the process. The ions would be produced by a leading-edge electron current strike, which would ionize hydrogen atoms from water molecules, creating free protons. Later arriving high energy electrons will recombine with available protons after some time constant, and some may latch on the DDL levels, producing large energy γ -ray energies of up to ~ 0.511 MeV. Among detected neutrons, some fraction could be small hydrogen atoms. The goal of our experiment, described on Figure 14a, was to observe a similar γ -peak as shown Figure 15. This was not achieved; perhaps because electrons had too small energy and lower flux in that test.

One should point out that neutrons were detected during lightning strikes before [35].

Because one does not control parameters well during the thunderstorm strikes, there is an effort to do controlled lab tests [36]. This test has already detected neutrons, but it would be good if they could also search for the ~ 511 keV signal in a pure hydrogen gas.

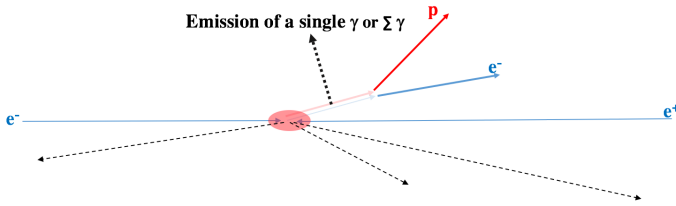


Figure 16 Search for e-p bound state in BaBar data [37].

2.7. Future possible lab tests.

I propose three experimental tests:

- Figure 16 suggest one possible analysis of BaBar data [37]. Initially two independent particles in the final state, electron and proton, are attracted to each other with the Coulomb force, forming e-p bound state, which then decays into a free electron and proton, producing a single γ or multiple γ 's. Electron energy range should be between 10 and 500 MeV. There are three possibilities: (a) If a stable e-p bound state is produced, it will leave the BaBar detector as a missing mass. (b) If the lifetime is very short, there will be no decay vertex. (c) If the lifetime is within a detectable range, one may detect a V-decay. To do this analysis, one needs a sample of V's with very loose cuts initially, or select specific final state, and search for a mass peak between e^- & p, close to neutron mass.
- Another method to search for e-p bound state is to measure carefully the e-p cross-section using a high intensity electron beam of variable energy between 0 and 500 MeV, hydrogen gas target, and look for indication of e-p bonded state near ~ 140 MeV with several types of detectors. The electron energy window may be very narrow for formation of a stable small hydrogen.
- Another possible test is to subject ultra-pure Carbon target to a high intensity electron beam of ~ 10 -200 MeV energy. If one electron gets trapped on the DDL level of Carbon, such electron will effectively shield one proton charge in the nucleus. Resulting atom will have the same mass as Carbon, but chemically it will behave as Boron; it may form a B-C molecules. We suggest a careful spectral analysis comparing irradiated and non-irradiated carbon samples.

CONCLUSIONS

If the small hydrogen exists, it would have significant implications. For example, it may explain the ~ 511 keV γ -peak at the center of Galaxy, the rotational velocity distribution of young vs. old galaxies, the nuclear capture signal in the Integral satellite data, and a number of other astrophysics puzzles.

ACKNOWLEDGEMENTS

I would like to thank J. Bjorken, S. Brodsky, J. Vary, J. Jaros and M. Bednar for useful comments.

REFERENCES

- R. Reeves, "A force of Nature", page 114, Atlas books, New York - London, 2008.
- A. Pais, "Inward bound", page 397, Clarendon press - Oxford, 1986.
- L. I. Schiff, "Quantum Mechanics", (equation 53.16, page 470), 3rd ed., McGraw-Hill Publishing Company, New York (1968).
- J. Maly and J. Va'vra, "Electron Transitions on Deep Dirac Levels I", Fusion Technology, Vol. 24, November 1993.
- J. Maly and J. Va'vra, "Electron Transitions on Deep Dirac Levels II", Fusion Technology, Vol. 27, January 1995.
- F.C. Smith and W.R. Johnson, "Relativistic Self-Consistent Fields with Exchange", Phys. Rev. 160, 136-142 (1967).
- B.W. Bush, J.R. Nix, Ann. of Phys., 227, 97 (1993).
- E.E. Salpeter and H. Bethe, "A Relativistic Equation for Bound-State Problems", Physical Review, Vol.84, No.6, 1951.
- J.R. Spence and J.P. Vary, "Electron-proton resonances at low energy from a relativistic two-body wave equation", Physics Letters B 271 (1991) 27-31.
- S. Fluegge, "Practical Quantum Mechanics", (equation 202.17, page 198), Springer-Verlag, the 2-nd printing, 1994.
- M. Bednar, private communication, July 22, 1997.
- J. Gaitte, arXiv:1306.0722v1 [hep-th] 4 Jun 2013
- W. Lucha, Mod. Physics Lett., Vol.5, No.30 (1990) 2473-2483.
- https://en.wikipedia.org/wiki/Virial_theorem
- E.E. Salpeter and H. Bethe, "Quantum mechanics of one and two electron atoms", (equation 12.9, page 56) Springer-Verlag, 1957, 2-nd print, 2014.
- R. L. Kinzer et al., "Positron Annihilation Radiation from the Inner Galaxy," The Astrophysical Journal 559:282-295, 2001 September 20, 2001.
- N. Prantzos et al., "The 511 keV emission from positron annihilation in the Galaxy", arXiv:1009.4620, Sep. 2010.
- P. Jean et al., "Spectral analysis of the Galactic e^+e^- annihilation emission, Astronomy and Astrophysics 445, 579589 (2006).
- M.Y. Khlopov, "Composite Dark Matter from stable charged constituents", arXiv:0806.3581 [astro-ph], June, 2008.
- Bass2000 Solar Survey Archive, http://bass2000.obspm.fr/solar_spect.php
- W. Curdt et al., "The summer spectral atlas of solar-disk features", Astronomy & Astrophysics, June 4, 2004.
- Ch.E. Moore, M.G.J. Minnaert and J. Houtgast, "The Solar Spectrum 2935 Å to 8770 Å ", National Bureau of Standards Monograph 61, December 1966.
- F.S. Johnson, H.H. Malitson, J.D. Purcell, & R. Tousey, "Emission Lines in the Extreme Ultraviolet Spectrum of the Sun", Astrophysical Journal, vol. 127, p.80, 1958.
- B.B. Jones, F.F. Freeman, R. Wilson, "XUV and soft X-ray spectra of the Sun", Nature, vol. 219, July 20, 1968.
- L. Goldberg, "Ultraviolet and X-Rays from the Sun", Annual Review of Astronomy and Astrophysics, Vol. 5, Sept. 1967.
- G. Weidenspointner et al., Astronomy and Astrophysics 411, L113L11 (2003).
- R. Genzel et al., Nature, 543, 397-401 (16 March 2017).
- T. Abel, G.L. Bryan, M.L. Norman, "The formation of the first star in the Universe", Science Jan.4, 2002, Vol. 295, Issue 5552, page 93-98.
- T. Abel, private communication, 2018.
- A. de Graaff, Yan-Chuan Cai, C. Heymans and J. A. Peacock,

- “Missing baryons in the cosmic web revealed by the Sunyaev-Zel’dovich effect”, arXiv:1709.10378 [astro-ph.CO], Oct.5, 2017.
- [31] J. Va’vra et al., “Soft X-ray production in spark discharges in hydrogen, nitrogen, air, argon and xenon gases,” Nucl. Instr. & Meth., A 418 (1998) 405, and unpublished work in log books.
- [32] J.W.Dwyer and M.A.Uman, “The physics of lightning”, Physics Report 534 (2014) 147-241.
- [33] T. Enoto et al., “Photonuclear reactions triggered by lightning discharge”, Nature 551, p.481-484, Nov. 22, 2017.
- [34] L. Babich, “Thunderous nuclear reactions”, Nature 551, p.443-444, Nov.22, 2017.
- [35] G. N. Shah et al., “Neutron generation in lightning bolts”, Nature, 313, 773-775, 28 February 28, 1985.
- [36] A.V. Agafonov et al., “Observation of hard radiations in a laboratory atmospheric high-voltage discharge”, arXiv:1604.07784v1 [physics.plasma-ph], April 26, 2016.
- [37] J. Va’vra, talk at Babar collaboration meeting: “Proposal for a search of small hydrogen atom in the BaBar data”, June 13, 2017.
- [38] P.A.Tipler, “Foundations of Modern Physics”, p. 310, Worth Publishers, Inc., New York 10016, 1969.