

# Zero Intelligence Models of the Continuous Double Auction: Econometrics, Empirical Evidence and Generalization

Martin Šmíd

*Institute of Information Theory and Automation of the ASCR*

---

## Abstract

In the paper, a statistical procedure for estimating the parameters of zero intelligence models by means of tick-by-tick quote (L1) data is proposed. A large class of existing zero intelligence models is reviewed. It is shown that all those models fail to describe the actual behavior of limit order books close to the ask price. A generalized model, accommodating the discrepancies found, is proposed and shown to give significant results for L1 data from three US electronic markets. It is also demonstrated that the generalized model preforms significantly better than the reviewed models.

*Keywords:* continuous double auction, zero intelligence models, econometric estimation, consistency, asymptotic normality

---

## 1. Introduction

As most of the trading at today's financial markets is done according to the continuous double auction (CDA), the importance of mathematical modeling of this trading mechanism grows. There exists a number of models assuming rational behavior of agents involved (see e.g., Parlour and Seppi (2008) and the references therein); these models are, however, dependent on many arbitrary assumptions and involving parameters which are difficult to estimate, often giving aggregate results similar as if the behavior of agents was purely random (see Gode and Sunder (1993) for a discussion).

Therefore, a large group of researches turned their attention to zero intelligence (ZI) models of the CDA. Out of a number of similar models of that kind, let us name Stigler (1964); Maslov (2000); Challet and Stinchcombe (2001);

Luckock (2003); Smith et al. (2003); Mike and Farmer (2008); Cont et al. (2010), all of them assuming unit order sizes, Poisson arrivals of market and limit orders with intensities dependent on a distance to the best quotes and locally constant cancelation rates depending on the distance to the quotes.<sup>1</sup> Some of the models assume continuous prices (Maslov (2000); Luckock (2003)), some of them work with (more realistic) discrete (tick) prices.

Even if the ZI models are claimed to be able to mimic many stylized facts, such as fat tails or the non-Gaussianity (Slanina (2001, 2008); Šmíd (2008); Cont (2011)) no methods for their rigorous statistical testing have been developed yet.

One of the main reasons is only a partial knowledge concerning their distribution (see Slanina (2001); Cont et al. (2010); Cont (2011); Šmíd (2012)). However, as the existing results include the ergodicity (Cont et al. (2010)) and the conditional distribution of the order books (Šmíd (2012)), consistent and asymptotically normal estimators of the models' parameters may be constructed, as we show in the present paper. In particular, we construct an estimator of the models' parameters based on L1 data, namely on the upward (downward) jumps of the ask (bid).

Before doing so, we start our exposition by an introduction of a sufficiently general version of a ZI model, covering eg. an early work of Stigler (1964), the model by Cont et al. (2010), a discretized version of Luckock (2003) and slightly modified version of Smith et al. (2003). After demonstrating the ergodicity, we give a formula for a conditional distribution of the next-to-quote tick size (i.e. the number of waiting limit orders with the limit price one tick above the quote), easily yielding a formula for the probability that a jump out of the spread is non-unit.

Further, by confronting the formula with the data of the Exxon Mobile stocks, we demonstrate that the (two-parametric) ZI model fails to describe the actual empirical results.

In a reaction to this, we propose a generalized zero intelligence (GZI) model taking the discovered discrepancies into account. In particular, while we keep assuming Poisson order arrival rate and time-constant cancelation

---

<sup>1</sup>The only exceptions are Maslov (2000) and Challet and Stinchcombe (2001) with a discrete time (which could however be regarded as Poisson events' time) and Mike and Farmer (2008), where the cancelation rate depends, in addition, on the order books' size and imbalance

rates, we add the possibility of shifting of the orders, we allow slowly cancelable (strategic) orders and we admit multiple orders' placement at the times of the quotes' jumps.

Consequently, we construct an estimator of the model and we show the estimator to be consistent and asymptotically normal up to a small approximation.

We apply the estimator to L1 data of three US stocks traded at three US electronic markets demonstrating (partially) significant results for seven out of the nine stock-market pairs. Moreover, as the additional parameters (ie., those which are exclusive to the GZI model), came out significant in six cases we conclude that our empirical results significantly falsify the ZI model.

The paper is organized as follows: First, the ZI model is presented (Section 2) and the dataset we work with is introduced (Section 3). After a confrontation of the ZI model with the data (Section 4), the GZI model is formulated and its theoretical properties, necessary for the estimation, are stated (Section 5). Consequently, the estimation is performed and the results interpreted (Section 6). Finally, the paper is concluded (Section 7). Proof of the asymptotic properties of the NLS estimator is given in the Appendix.

## 2. A Zero Intelligence Model

Let us consider a general discrete-price continuous-time zero intelligence model with unit order sizes described by a pure jump type process

$$\Xi_t = (A_t, B_t), \quad t \geq 0,$$

where

$$A_t = (A_t^1, A_t^2, \dots, A_t^n)$$

and

$$B_t = (B_t^1, B_t^2, \dots, B_t^n)$$

are the sell limit order book, buy limit order book, respectively; here  $n$  is a number of possible prices (ticks). In particular,  $A_t^p$  ( $B_t^p$ ) stands for the number of the sell (buy) limit orders with price  $p$  waiting at time  $t$ . Further, denote

$$a_t := 0 \vee \min \{p : A_t(p) > 0\}, \quad b_t := n + 1 \wedge \max \{p : B_t(p) > 0\}$$

the (best) ask, bid respectively. The list of possible events causing jumps of  $\Xi$  together with our notation of their intensities is given in the following table:

intensity	description
$\theta_t = \theta(a_t, b_t)$	An arrival of a buy market order, causing $A^{a_t}$ to decrease by one (if the sell limit order book is empty then the arrival of the market order has no effect).
$\kappa_{t,p} = \kappa(a_t, b_t, p)$	An arrival of a sell limit order with limit price $p > b_t$ causing an increase of $A^p$ by one.
$\rho_{t,p} = A_t^p \rho(a_t, b_t, p)$	A cancelation of a pending sell limit order with a limit price $p$ causing a decrease of $A^p$ by one.
$\vartheta_t = \vartheta(a_t, b_t)$	An arrival of a sell market order, causing $B^{b_t}$ to decrease by one (if the buy limit order book is empty then the arrival of the market order has no effect).
$\lambda_{t,p} = \lambda(a_t, b_t, p)$	An arrival of a buy limit order with limit price $p < a_t$ causing an increase of $B^p$ by one.
$\sigma_{t,p} = B_t^p \sigma(a_t, b_t, p)$	A cancelation of a pending buy limit order with a limit price $p$ causing a decrease of $B^p$ by one.

Here,  $\theta, \kappa, \rho, \vartheta, \lambda, \sigma$  are measurable functions. It is assumed that all the flows of the market orders, the flows of limit orders and their cancelations are mutually independent in the sense that the conditional distribution of a relative event time (with respect to a fixed time  $t$ ) given the history of  $\Xi$  up to  $t$  is exponential with parameter

$$\Lambda_t = \theta_t + \vartheta_t + \sum_{p=b_t+1}^n \kappa_{p,t} + \sum_{p=0}^{a_t-1} \lambda_{p,t} + \sum_{p=a_t}^n A_t^p \rho_{p,t} + \sum_{p=0}^{b_t} B_t^p \sigma_{p,t}$$

and that the probability that the next event will be of a particular type equals to  $\varrho_t/\Lambda_t$  where  $\varrho_t$  is the corresponding intensity. It is obvious that  $\Xi$  is then a Markov chain in a countable state space. The following table shows how some of the models, mentioned in the Introduction, comply with our setting. When speaking about Luckock (2003), we have its discretized version (see

Šmíd (2012), Sec 3.3) on our mind. When speaking about Smith et al. (2003), we are considering its bounded version (i.e., contrary to Smith et al. (2003) we assume zero arrival intensities for prices less than one and greater than  $n$ ; however, since the bounds of our model may be set arbitrarily large, we can approximate Smith et al. (2003) by our ZI model with an arbitrarily high accuracy).

model	$\theta$	$\vartheta$	$\kappa$	$\rho$	$\lambda$	$\sigma$
Luckock (2003)	$K(b_t)$	$1 - L(a_t - 1)$	$\kappa_p^l$	0	$\lambda_p^l$	0
Smith et al. (2003)	$\theta^s$	$\theta^s$	$\kappa^s$	$\rho^s$	$\kappa^s$	$\rho^s$
Cont et al. (2010)	$\theta^c$	$\theta^c$	$\kappa^c(p - b_t)$	$\rho^c(p - b_t)$	$\kappa^c(a_t - p)$	$\rho^c(a_t - p)$

Here,  $\kappa_p^l = K(p) - K(p-1)$ ,  $\lambda_p^l = L(p) - L(p-1)$  where  $K, L$  are (continuous) cumulative distribution functions,  $\kappa^c, \rho^c$  are measurable functions and the rest of the symbols are constants.

Some of the models from the Introduction were not mentioned in the table: We did not include neither Maslov (2000) nor Challet and Stinchcombe (2001) because they both consider a discrete time, the former one, in addition, is very similar to Smith et al. (2003) with  $\rho = \sigma = 0$  while the latter one is similar to Cont et al. (2010). The model by Mike and Farmer (2008), on the other hand, was not included because of its complicated cancelation model and because, apart from the cancelations, it is very similar to that of Cont et al. (2010). Finally, we did not include Stigler (1964) because it is a special version of Luckock (2003) (with  $K(x) = L(x) = x$ ).

**Proposition 1.** *If  $\rho(\bullet) > 0$ ,  $\sigma(\bullet) > 0$ ,  $\theta(\bullet) > 0$  and  $\vartheta(\bullet) > 0$ . then  $\Xi_t$  is ergodic.*

*Proof.* Our proof mimics that of Cont et al. (2010), Proposition 2 verifying the ergodicity of their model by finding a Markov chain in  $\mathbb{N}$  with a recurrent zero state dominating the total number of orders

$$T_t = \sum_{p=1}^n [|A_t^p| + |B_t^p|];$$

the recurrence of a single state then proves a recurrence of the zero state of the dominated model which in turn verifies the ergodicity (see Cont et al. (2010)).

In particular, we consider a immigration and death process  $S_t$  with immigration intensity

$$\bar{\lambda}_i = \sum_{p=1}^n [\max_{a,b} \kappa(a, b, p) + \max_{a,b} \lambda(a, b, p)],$$

bounding the arrival intensity of  $T_t$  and with death intensity

$$\underline{\mu}_i = i \min_{a,b,p} [\rho(a, b, p) \wedge \sigma(a, b, p)]$$

given  $S_t = i$  which is less than the cancelation intensity of  $T_t$ . Similarly to Cont et al. (2010) we argue that an instance of  $S_t$  might be constructed such that

$$T_t \leq S_t.$$

□

Due to to the symmetry between the sell and buy order books in our model we shall deal only with the sell order books until the end of the paper. Denote  $t_1, t_2, \dots$  the jumps of  $(a, b)$  (i.e., the jumps of the two dimensional process of the quotes). Further, denote

$$U_i = \begin{cases} 1 & \text{if } \Delta a_{t_i} > 0, \\ -1 & \text{if } \Delta a_{t_i} < 0, \\ 0 & \text{otherwise} \end{cases} \quad i \in \mathbb{N},$$

the direction of the  $i$ -th ask's jump,

$$E_i = \mathbf{1}[\Delta a_{t_i} > 1], \quad i \in \mathbb{N}.$$

the indicator of its two-or-more-tick jump out of the spread and

$$M_i = A_{t_{i-1}}^{p_i}, \quad p_i = a_{t_{i-1}} + 1$$

the amount of the orders one tick above the ask immediately before its jump. Note that, due to the unit size of market orders, the ask may jump more than one tick if and only if no limit orders are waiting at the tick next to ask, i.e.,

$$E_i = 1 \iff M_i = 0, U_i = 1. \quad (1)$$

Before proceeding to the distribution of  $M_i$ , note that, for each  $i \in \mathbb{N}$ ,

$$M_i = M_i^0 + M_i^+$$

where  $M_i^0$  is the number of the orders present in the book already at the time  $t_{i-1}$  which were not canceled until  $t_i$  and  $M_i^+$  is the number of the orders, newly arrived and not canceled between  $t_{i-1}$  and  $t_i$ . Denote

$$m_i = A_{t_{i-1}}^{p_i},$$

the number of orders waiting at the tick next to  $a_{t_{i-1}}$  at time  $t_{i-1}$ .

**Proposition 2.**

$$M_i^0 | \Xi_{t_{i-1}}, \Delta t_i, U_i, U_{i-1} \sim \text{Bi}(m_i, \delta(a_{t_{i-1}}, b_{t_{i-1}}, \Delta t_i)),$$

$$\delta(a, b, t) = \exp\{-\rho(a, b, a+1)t\},$$

and, if  $\rho(\bullet) > 0$  then

$$M_i^+ | \Xi_{t_{i-1}}, \Delta t_i, U_i, U_{i-1} \sim \text{Po}(\gamma(a_{t_{i-1}}, b_{t_{i-1}}, \Delta t_i))$$

$$\gamma(a, b, t) = \frac{\kappa(a, b, a+1)}{\rho(a, b, a+1)} (1 - \delta(a, b, t)).$$

Moreover,  $M_i^0$  and  $M_i^+$  are conditionally independent given  $\Xi_{t_{i-1}}, t_i, U_i, U_{i-1}$ .

*Proof.* Note first that  $U_{i-1}$  is a function of the trajectory of  $\Xi$  up to  $t_{i-1}$  so, from the Markov property, the distribution of  $(M_i^0, M_i^+)$  given  $\Xi_{t_{i-1}}, \Delta t_i, U_i, U_{i-1}$  is the same as that given  $\Xi_{t_{i-1}}, \Delta t_i, U_i$ . Further, thanks to the strong Markov property (Theorem 12.14 of Kallenberg (2002)), we can, without a change of distribution, assume  $i = 1$  and, as we are interested only in a conditional distributions given  $\Xi_0$ , we can assume  $\Xi_0$  to be deterministic. Now, note that the evolution of  $\Xi$  up to  $t_1$  does not change if  $\Xi_s^{a_0+1} = I_s + \sum_{i=1}^{m_i} D_s^i$ , where

- $I$  is as immigration and death process with immigration intensity  $\kappa(a_0, b_0, a_0+1)$  and death intensity  $\rho(a_0, b_0, a_0+1)$ ,
- $D^i$  is survival process with death intensity  $\rho(a_0, b_0, a_0+1)$  for each  $i$ ,
- $I, D^1, \dots, D^{\Xi_0^{a_0+1}}$  and  $(\Xi^j)_{j \neq a_0+1}$  are mutually independent.

Clearly, then  $\sum_{i=1}^{m_i} D_s^i \sim \text{Bi}(m_i, \rho(a_0, b_0, a_0 + 1))$  and, as it is well known,  $I_s \sim \text{Po}(\gamma(a_0, b_0, s))$  (see Šmíd (2012), p 80). Now, as both  $t_1$  and  $U_1$  are functions of  $(\Xi^j)_{j \leq a_0}$  (which is because the only three are possible causes of a jump of  $a$ : a market order arrival, a cancelation of the last order with the ask price, or a limit order put into the spread), implying that  $(t_1, U_1)$  is independent of  $A^{a_0+1}$ , we get the assertion of the Proposition by Lemma A.1. of Šmíd (2012) and the discussion below. (For a more detailed treatment, see Šmíd (2012) Proposition 4.2.)  $\square$

As a direct consequence of the Proposition, we are getting:

**Corollary 1.** *Under the assumptions of Proposition 1,*

$$\mathbb{P}(E_i = 1 | \Xi_{t_{i-1}}, t_i, U_i, U_{i-1}) = \omega(a_{t_{i-1}}, b_{t_{i-1}}, \Delta t_i, m_i)$$

$$\omega(a, b, t, m) = \exp\{-\gamma(a, b, t)\} [1 - \delta(a, b, t)]^m$$

whenever  $U_i = 1$ .

The last result, in fact, opens a door for the estimation of the parameters of the order books by means of L1 data: in cases that  $m_i$  is observable (which is true iff  $U_{i-1} = -1$ ) and the jump of  $a$  at  $t_i$  is upward one (which is true iff  $U_i = 1$ ), we may (indirectly) observe  $E_i$  (see (1)): thus the parameters of interest may be estimated by means of sample

$$(E_i, m_i, \Delta t_i)_{U_i=1, U_{i-1}=-1} \tag{2}$$

where the value of  $m_i$  is taken from the data if  $\Delta a_{t_{i-1}} = -1$  (note that it equals to the volume of the ask immediately before the jump) or set to zero if  $\Delta a_{t_{i-1}} < -1$  (which is because only a single event at a single time is allowed in the model, so no additional limit order could arrive simultaneously with that causing the jump).

**Remark 1.** *If  $\kappa(a, b, p) = \tilde{\kappa}(p - b)$  and  $\rho(p, a, b) = \tilde{\rho}(p - b)$  for all  $a, b, p$  for some  $\tilde{\kappa}$  and  $\tilde{\rho}$  which are completely unknown (as in Cont et al. (2010), for instance) then  $\tilde{\kappa}(1)$  and  $\tilde{\rho}(1)$  might be estimated by means of (2). In theory, also all  $\tilde{\kappa}(2), \tilde{\kappa}(3), \dots, \tilde{\kappa}(n-1)$  and  $\tilde{\rho}(2), \tilde{\rho}(3), \dots, \tilde{\rho}(n-1)$  could be estimated by an analogous procedure based on events  $[\Delta a > 2], [\Delta a > 3]$  etc. (note that  $\Xi$  is ergodic so the number of occurrences of each state goes to infinity); in practice, however, it is likely that there would be not enough observations for estimation of the  $\tilde{\kappa}$ 's and  $\tilde{\rho}$ 's with higher arguments because the probability of*



large spreads (whose occurrence would be needed to estimate the intensities for higher values of the arguments) is very low.<sup>2</sup>

### 3. Data

For our empirical analysis, we used L1 data, i.e. the history of the process

$$(a_t, A^{a_t}, b_t, B_t^{b_t}), \quad t \geq 0,$$

for three US stocks

- Microsoft (MSFT),
- General Electric (GE)
- Exxon Mobile (XOM)

at three US electronic markets

- NASDAQ,
- ARCA (NYSE)
- ISE.

In particular, the data contain each change of the bid and ask prices and volumes offered for those prices. The dataset come from the one year period starting 12/2008 and ending 11/2009. Figure 1 shows basic characteristics of the data.

The reasons for which we do not use the L2 (order book) data are three. The first one is a less accessibility of the limit order data. The second one is that the available samples of L1 data are large, which compensate the disadvantage that the estimation is indirect and hence bringing less information than using the L2 data. The third reason is a possible existence of hidden limit orders, which might spoil the information provided by the order data (see Gould et al. (2013), Section III.E for more on hidden orders); as it is clear from our treatment, this problem is avoided by using the quotes. A clear disadvantage of the estimation via L1 data, on the other hand, is that only the parts of the order books close to quotes may be estimated this way

---

<sup>2</sup>Note that  $\tilde{\kappa}(0), \tilde{\rho}(0), \tilde{\kappa}(-1), \tilde{\rho}(-1), \dots$  might be estimated directly from the L1 data.

(see Remark 1); however, in very liquid markets, this fact does not harm the estimation of the distribution of price movements and/or price impact (which are often the primary topics of an interest) much, because the influence of the deeper parts of the order books in liquid markets is weak.

#### 4. Empirical Evidence

It follows from the ergodicity of  $\Xi$  and Lemma 1 (see Appendix) that the process  $(\Delta t_k, \Xi_{t_k})_{k \in \mathbb{N}}$  is ergodic so, according to Ergodic Theorem, the (conditional) probabilities

$$\omega^0(\tau) := \mathbb{P}(E_1 = 1 | \Delta t_1 = \tau, m_1 = 0, U_1 = 1, U_0 = -1)$$

and

$$\omega^+(\tau) := \mathbb{P}(E_1 = 1 | \Delta t_1 = \tau, m_1 > 0, U_1 = 1, U_0 = -1)$$

viewed as functions of  $\tau$ , may be approximated by corresponding empirical frequencies.<sup>3</sup> Figure 2 shows such approximations in case of XOM at ISE. Clearly, the shape of the plots does not correspond to the forecasts of the ZI model: First, according to Corollary 1, it should be  $\lim_{t \rightarrow 0} \omega^0(t) = 0$ . However, according to Figure 2 (a), the empirical version of  $\omega^0$  clearly tends to a non-zero value at zero. Further, looking at the approximation of  $\omega^+$  (Figure 2 (b)) we are finding that even if it should approach one at zero (note that  $\lim_{t \rightarrow 0} \omega(a, b, t, m) = 1$  for any  $a, b$  and  $m > 0$ ), it tends to a clearly non-unit value. Finally, as, for any  $a, b, m$ ,  $\lim_{t \rightarrow \infty} \omega(a, b, t, m) > \iota$  for some  $\iota$  independent of  $a, b, m$  given a non-zero cancelation rate, the limits at  $\infty$  on both (a) and (b) of Figure 2 should be non-zero while both the plots evidently tend to zero at infinity. One may object here that zero limits could be caused by a zero cancelation rate; this would, however, imply  $\omega(a, b, t, m) \equiv 0$  for

---

<sup>3</sup>More precisely, thanks to the ergodicity and boundedness of  $\frac{\partial}{\partial \tau} \omega^0$ ,

$$\omega^0(\tau) \doteq \epsilon_{\delta, N}^0(\tau), \quad \Delta \tau \geq 0,$$

where

$$\epsilon_{\delta, N}^0(\tau) = \sum_{i=1}^{\infty} \mathbf{1}[\tau \in [(i-1)\delta, i\delta)] u_{(i-1)\delta, \delta}^N, \quad u_{s, \delta}^N = \frac{\sum_{i=1}^N E_i J_{s, \delta}^i}{\sum_{i=1}^N J_{s, \delta}^i},$$

$$J_{s, \delta}^i = \mathbf{1}[\Delta t_i \in [s, s + \delta), m_i = 0, U_i = 1, U_{i-1} = -1].$$

and where  $\delta > 0$  is small enough and  $N$  is large enough.

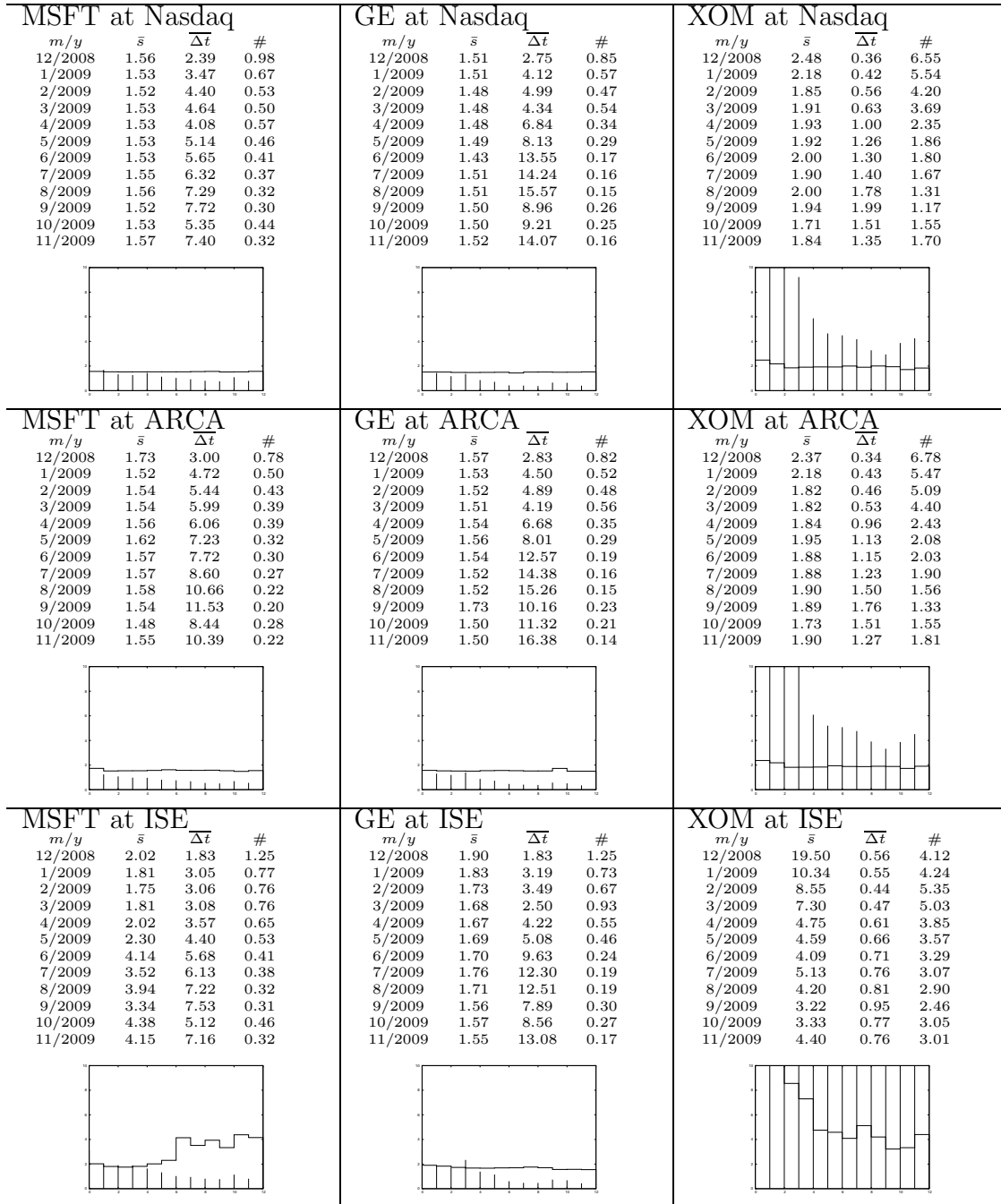


Figure 1: Summary data for the examined stocks and markets. The table:  $m/y$  - month/year,  $\bar{s}$  - average spread  $a_t - b_t$ ,  $\overline{\Delta t}_i$  - average time between jumps of quotes ( $a_t, b_t$ ),  $\#$  - number of jumps of the quotes per day (in 10,000). The graph: vertical lines - numbers of the quotes' jumps, the curve - average spread.

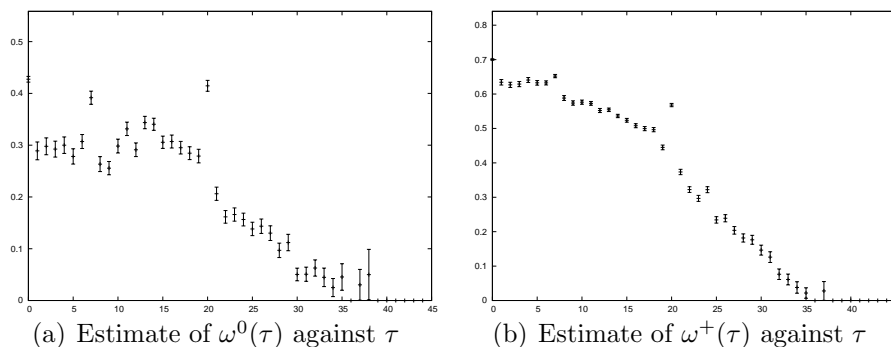


Figure 2: XOM at ISE - empirical probabilities

any  $m > 0$  (the reason is that the initial orders would never be canceled so the jump of  $a$  could never be non-unit) which is clearly not the case, either.<sup>4</sup> Thus, any model, not contradicting our finding, thus has to fulfil:

- (L0) Limit of  $\mathbb{P}(M_i = 0 | m_i = 0, t_i = t)$  as  $t \rightarrow 0$  is not zero.
- (L+) Limit of  $\mathbb{P}(M_i = 0 | m_i > 0, t_i = t)$  as  $t \rightarrow 0$  is not one.
- (R) Limit of  $\mathbb{P}(M_i = 0 | t_i = t)$  as  $t \rightarrow 0$  is non-zero.

Before proceeding further, however, one more discrepancy between the model and reality not discussed yet has to be remembered:

- (U) the volumes of the orders are not unit in reality.

## 5. Generalized Zero Intelligence Model

In the present Section, we introduce a generalization of the ZI model introduced in Section 2 so that it complies with empirical facts (L0), (L+), (R) and (U). Starting with (L0), note that this in fact says that there are limit orders, unexpected by the model, which appear during the time period between the jumps of the ask. We speculate that there might be two causes of those unexpected orders' emergence:

---

<sup>4</sup>Clearly, our graphs do not falsify the ZI model in a statistically correct way (nothing was said about accuracy of the estimates of  $\omega$ ). However, these preliminary findings are statistically confirmed in the next Section where a generalization of the ZI model is shown to be significant in a majority of cases.

1. When  $a$  jumps down more than one tick at  $t_{i-1}$  then not only a new limit order (with limit price equal to the new ask) is put into the spread but some additional one(s) are possibly placed into the ticks between the old and the new value of the ask (perhaps by algorithmic trading) - we assume the numbers of these orders to be Poisson with parameter  $\gamma_0$ .
2. At times of events causing  $a$  to jump up (i.e., a market order arrivals or cancelations of the ask) one or more limit order is (perhaps by algorithmic trading or as a result of a shift of the quote) put one-tick above the original ask at the time of the jump - we assume the number of those orders to be Poisson with parameter  $\eta_0$ .

The fact (L+), on the other hand, indicates that some limit orders expected are missing, which may suggest that a jump of  $a$  at  $t_{i-1}$  down might be caused not only by a placement of a limit order into the spread but also by a shift of the ask down. Therefore, we assume:

3. At the time of a jump of  $a$  down (i.e. a placement of a new order into the spread) any of the orders formerly being the ask might be canceled with probability  $\alpha_0$

Coming to (R), the most natural explanation of this fact seems to the existence of strategic long-term orders, so we suppose:

4. Orders with a negligible cancelation rate  $\varrho_0$  arrive with a rate  $\lambda_0 \gg \varrho_0$  into each tick greater than the ask.

Finally, taking (U) into account, we speculate, similarly to eg., Smith et al. (2003), that the volume of all the orders is  $\mu_0 > 0$  instead of one, i.e. that the "actual" market follows a process

$$(\mathbf{A}, \mathbf{B}) = (\mu_0 A, \mu_0 B) \tag{3}$$

instead of  $(A, B)$ . As to the arrival and cancelation rates of the generalized model, we assume, in light of Remark 1, that  $\kappa(a, b, p) = \kappa_0$  and  $\rho(a, b, p) = \rho_0$  for each  $b$  and  $p > a$ .

Now, let us define our generalized model so that it takes 1.-4. and (3) into account. Denoting  $\tilde{A}^p$  and  $\hat{A}^p$  the numbers of short term, long term orders, respectively, and, quite naturally, assuming that any long-term order turns into a short term one if it becomes an ask, we get the list of events in our generalized zero intelligence (GZI) as follows:

event rate	description
$\theta_t = \theta(a_t, b_t)$	An arrival of a buy market order, causing $\tilde{A}^{a_t}$ to decrease by one. If its resulting value is zero then $\tilde{A}^{a_t+1}$ is increased by a random number having $\text{Po}(\eta_0)$ for some $\eta_0 \geq 0$ (the increment is independent of the evolution of the past of the whole process).
$\kappa_{t,p} = \kappa_0$	An arrival of a short-term sell limit order with limit price $p > b_t$ causing an increase of $\tilde{A}^p$ by one. If $p < a_t$ then each order with the price equal to the $a_{t-}$ is canceled with probability $\alpha_0$ . If the jump of $a$ is more than one tick then each $\tilde{A}^\varpi$ , $a_{t-} < \varpi < a_t$ is increased by a random number $n_\varpi \sim \text{Po}(\gamma_0)$ for some $\gamma_0 \geq 0$ (the random increments and cancelations are mutually independent and independent on the past of the whole process).
$\rho_{t,p} = \tilde{A}_t^p \rho_0$	A cancelation of a pending short term sell limit order with a limit price $p$ causing a decrease of $\tilde{A}^p$ by one. If its resulting value is zero then $\tilde{A}^{a_t+1}$ is increased by a random number having $\text{Po}(\eta_0)$ .
$\lambda_{t,p} = \lambda_0$	An arrival of a long term limit order with price $p > a_t$ increasing $\hat{A}^p$ by one.
$\varrho_{t,p} = \hat{A}_t^p \varrho_0$	A cancelation of a long-term order with price $p$
$\dots$	The definitions concerning sell market orders and buy limit orders are symmetric.

If we assume the "independence" analogously to our ZI model, we get that

**Proposition 3.**

$$\bar{\Xi} = (\tilde{A}, \hat{A}, \tilde{B}, \hat{B})$$

is a Markov chain with a countable state space.

Moreover,

**Proposition 4.** *If the assumptions of Proposition 1 are fulfilled and if  $\rho_0 > 0$  then  $\bar{\Xi}$  is ergodic.*

*Proof.* As the increase rate of the total number of the orders is bounded from above (by  $2n(\lambda_0 + \eta_0 + \gamma_0 + \kappa_0)$ ) while the decrease rate is bounded from below, the total number of limit orders is, similarly to the proof of Proposition 1, bounded from above by a Markov chain with a recurrent zero state which proves the Proposition.  $\square$

A brief analysis shows that, now,

$$M_i = M_i^0 + \tilde{M}_i^+ + \hat{M}_i^+ + M_i^{0+} + M_i^{1+}$$

where  $M_i^0$  is the number of uncanceled orders out of those present at  $t_{i-1}$ ,  $\tilde{M}_i^+$  and  $\hat{M}_i^+$  are the numbers of uncanceled short-term orders, long-term orders, respectively, out of those having arrived during  $(t_{i-1}, t_i)$ ,  $M_i^{0+}$  is the number of (cancelable) orders having appeared at  $t_{i-1}$  and  $M_i^{1+}$  is the number of the orders having arrived during the jump of  $a$  up. Denote

$$\Omega_i = (\bar{\Xi}_{t_{i-1}}, t_i, U_i).$$

Similarly to the ZI model, we have

$$\tilde{M}_i^+ | \Omega_i \sim \text{Po} \left( \frac{\kappa_0}{\rho_0} (1 - \exp\{-\rho_0 \Delta t_i\}) \right),$$

and clearly

$$\hat{M}_i^+ | \Omega_i \sim \text{Po} \left( \frac{\lambda_0}{\varrho_0} (1 - \exp\{-\varrho_0 \Delta t_i\}) \right)$$

which we, however, approximate by taking a limit as  $\varrho_0 \rightarrow 0$  and getting

$$\hat{M}_i^+ | \Omega_i \sim \text{Po}(\lambda_0 t),$$

(we did this approximation also because a negligible parameter  $\varrho_0$  could hardly be estimated anyway). Further, from the definition,

$$M_i^{1+} | \Omega_i \sim \text{Po}(\eta_0),$$

and

$$M_i^{0+} | \Omega_i \sim \text{Po}(I(\mathbf{m}_i) \gamma_0 \exp\{-\rho_0 \Delta t_i\}), \quad I(m) = \mathbf{1}[m = 0]$$

where  $\mathbf{m}_i$  the actual volume one tick above the ask, i.e.

$$\mathbf{m}_i = \mu_0 m_i = \mathbf{A}_{t_{i-1}}^{p_i},$$

(we have used the fact that if we perform a Bernoulli trial on each "unit" of a Poisson variable, the sum of successes is Poisson with the original intensity multiplied by the Bernoulli probability). Finally, we have

$$M_i^0 | \Omega_i \sim \text{Bi}([\mu^{-1} \mathbf{m}_i], (1 - \alpha_0) \exp\{-\rho_0 \Delta t_i\}).$$

For computational simplicity and a subsequent reduction of the parameter space, we however use the well known approximation  $\text{Bi}(n, p) \xrightarrow{n \rightarrow \infty, p \rightarrow 0} \text{Po}(\lim np)$ , to get

$$M_i^0 | \Omega_i \sim \text{Po}(\beta_0 \exp\{-\rho_0 \Delta t_i\} \mathbf{m}_i), \quad \beta_0 = \mu_0^{-1} (1 - \alpha_0).$$

From our assumptions of independence we now get that

$$\mathbb{P}(E_i = 1 | \Omega_i) \doteq \varpi(\mathbf{m}_i, \Delta t_i; \Theta_0) \tag{4}$$

where  $\Theta_0 = (\kappa_0, \gamma_0, \lambda_0, \beta_0, \eta_0, \rho_0) \geq 0$  are parameters of our interest and where

$$\begin{aligned} \varpi(m, t; \kappa, \gamma, \lambda, \beta, \eta, \rho) \\ = \exp \left\{ -\frac{\kappa}{\rho} [1 - e^{-\rho t}] - \gamma I(m) e^{-\rho t} - \lambda t - m \beta e^{-\rho t} - \eta \right\}. \end{aligned}$$

To estimate  $\Theta_0$ , we use a non-linear least square estimator

$$\Theta_n = \arg \min_{\Theta \geq 0} S_n(\Theta), \quad S_n(\Theta) = \sum_{i=1}^n [E_i - \varpi(\mathbf{m}_i, \Delta t_i; \Theta)]^2$$

where we put  $E_i = \varpi(\mathbf{m}_i, \Delta t_i) = 0$  by definition whenever  $U_i \neq 1$  or  $U_{i-1} \neq -1$ .<sup>5</sup>

**Proposition 5.** *If  $\Omega_i$  are distributed according to the definition of the GZI model and  $E_1, E_2, \dots$  are distributed according to (4) and if  $\rho_0 > 0, \beta_0 > 0, \kappa_0 > 0$ , then  $\Theta_n$  is consistent and, almost everywhere on the parametric space, asymptotically normal. Moreover, the minimization of NLS is an asymptotically convex problem up to a continuous transformation of parameters.*

---

<sup>5</sup>Because  $\kappa$  and  $\rho$  do not depend on  $b$  in the GZI model, we may take  $t_i$  as jumps not of the whole  $(a, b)$  but of only of  $a$ .



*Proof.* See Appendix for all the details. □

**Remark 2.** *Even if, due to a heteroskedasticity, the weighted version of the NLS estimator suggests itself to be used here, we do not apply it because of a large impact of possible outliers with small predicted residual variance (note that the variance of  $E_i$  tends to zero once  $\varpi$  is close to zero or to one).*

**Remark 3.** *Note that we do not deal with the market order arrival rate; the reason for this is that it could be easily estimated directly form the L1 data.*

## 6. Empirical Evidence Revisited

In Figure 3, the results of the estimation of the parameters of the GZI model for all the combinations of the three stocks with the three markets, mentioned in Section 3. In case of each stock-market pair, we used samples of type (2), each with at most 500.000 observations. In addition to the usual statistical analysis including point estimates, standard errors and significance levels, we illustrate the fit of predicted shape of  $\varpi$  by its empirical counterparts. In particular, we present four graphs, the  $k$ -th one depicting a comparison of a predicted and an empirical version of

$$p_k(\bullet) := \mathbb{P}(E_i = 1 | \Delta t_i = \bullet, \mathbf{m} \in I_k),$$

where  $I_1 = \{0\}$  (the top left graph) and  $I_2, I_3$  and  $I_4$  are chosen so that they contain roughly the same number of values of  $\mathbf{m}_i$ . The time axis is distorted so that equal intervals on the  $x$ -axis contain comparable numbers of observations of  $\Delta t_i$ . The graphical comparison is an in-sample one.

Naturally, the model fits much better those stock-market pairs which provide larger samples, i.e., those for which the ask jumps more often and by larger magnitudes. If - on the other hand - the number of jumps is too little, the method crashes totally, as it can be seen in case of GE at NASDAQ. This leads us to a conclusion that our method is more suitable for moderately liquid stocks/markets than for the super-liquid ones. Let us stress, however, that our results falsify the ZI model in a statistically correct way whenever any parameter different from  $\kappa$  and  $\rho$ , comes out statistically significant which happens in 7 out of the 9 cases we examined.

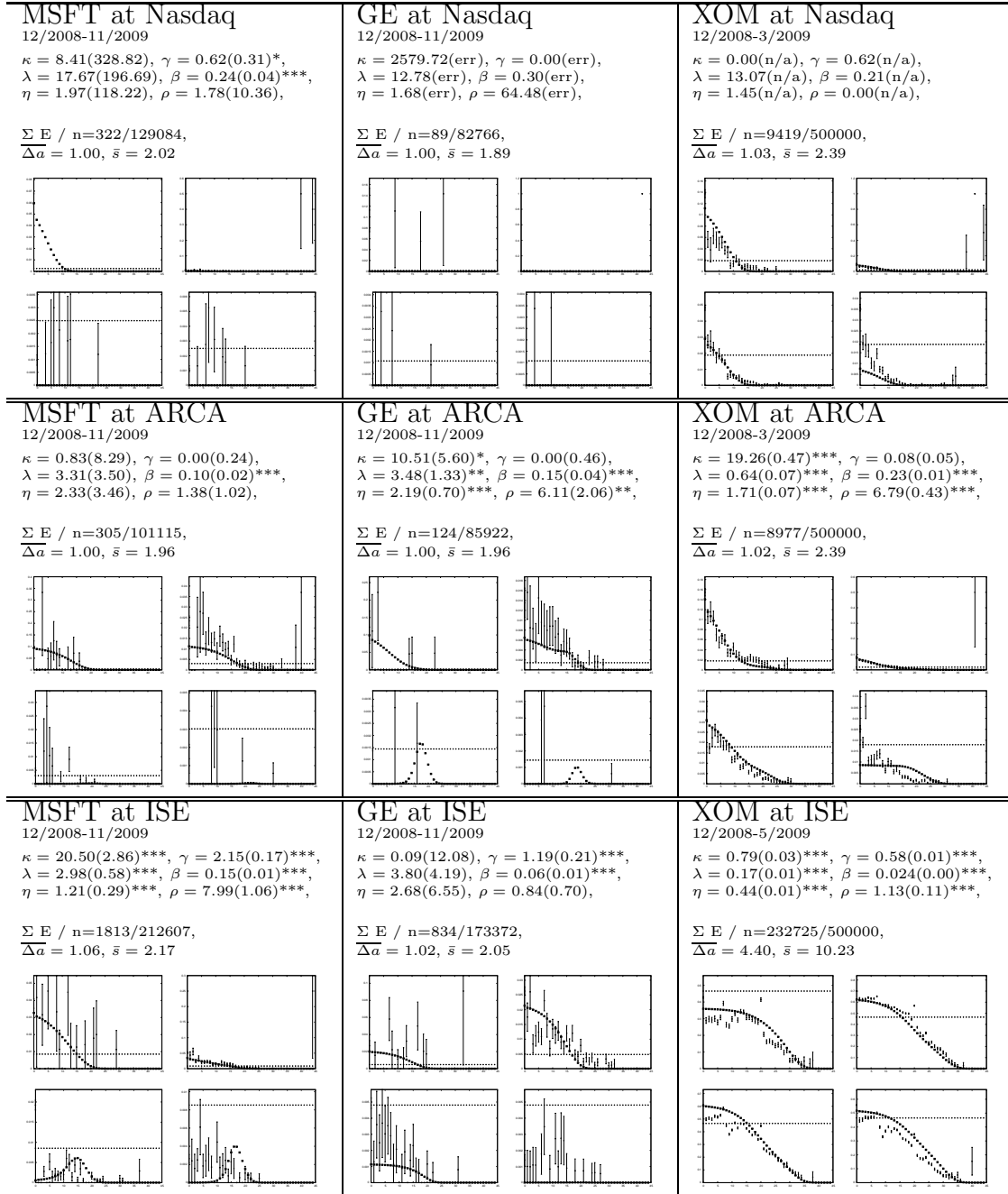


Figure 3: Results of estimation. Table:  $\Sigma E$  - number of jumps of  $a$  up greater than 1,  $n$  - sample size,  $\overline{\Delta a}$  - average jump of  $a$  up,  $\bar{s}$  - average spread. The number of stars stands for signification on levels 0.05, 0.01 and 0.001, respectively. Graphs: vertical dotted line - average value of  $E$ , curved dotted line - predicted shape of  $p_k$ , points with errorbars - its empirical version.

## 7. Conclusion

We have introduced a methodology of estimation of ZI order book models by means of L1 data and, as we found a poor fit of the known ZI models, we formulated the more general GZI model, which is partially tractable and estimable, and tested it empirically by means of data from three US stocks at three us markets. Except in two cases, the GZI model showed itself to be significant.

## Acknowledgements

This work has been supported by grant No. P402/12/G097 of the Czech Science Foundation.

## References

- Richard C Bradley. Basic properties of strong mixing conditions. a survey and some open questions. *Probability surveys*, 2(107-44):37, 2005.
- Damien Challet and Robin Stinchcombe. Analyzing and modeling  $1 + 1_j i_j$   $d_j/i_j$  markets. *Physica A: Statistical Mechanics and its Applications*, 300(1):285–299, 2001.
- R. Cont. Statistical modeling of high-frequency financial data. *Signal Processing Magazine, IEEE*, 28(5):16–25, 2011.
- R. Cont, S. Stoikov, and R. Talreja. A stochastic model for order book dynamics. *Operations Research*, 56(3):549–563, 2010.
- Dhananjay K Gode and Shyam Sunder. Allocative efficiency of markets with zero-intelligence traders: Market as a partial substitute for individual rationality. *Journal of political economy*, pages 119–137, 1993.
- Martin D Gould, Mason A Porter, Stacy Williams, Mark McDonald, Daniel J Fenn, and Sam D Howison. Limit order books. *Quantitative Finance*, 13(11):1709–1742, 2013.
- C. Jacob. Conditional least squares estimation in nonstationary nonlinear stochastic regression models. *The Annals of Statistics*, 38(1):566–597, 2010.

- O. Kallenberg. *Foundations of Modern Probability*. Springer, New York, second edition, 2002.
- H. Luckock. A steady-state model of the continuous double auction. *Quantitative Finance*, 3:385–404, 2003.
- S. Maslov. Simple model of a limit order driven market. *Physica A*, 278: 571–578, 2000.
- S. Mike and J. D. Farmer. An empirical behavioral model of liquidity and volatility. *Journal of Economic Dynamics & Control*, 32(1):200–234, 2008.
- Christine A Parlour and Duane J Seppi. Limit order markets: A survey. *Handbook of financial intermediation and banking*, 5:63–95, 2008.
- F. Slanina. Mean-field approximation for a limit order driven market. *Phys. Rev.*, 64:056136, 2001. Preprint at <http://xxx.sissa.it/abs/cond-mat/0104547>.
- F. Slanina. Critical comparison of several order-book models for stock-market fluctuations. *The European Physical Journal B-Condensed Matter and Complex Systems*, 61(2):225–240, 2008.
- M. Šmíd. Price tails in the smith and farmer’s model. *Bulletin of the Czech Econometric Society*, 25, 2008.
- M. Šmíd. Probabilistic properties of the continuous double auction. *Kybernetika*, 48(1):50–82, 2012. Available at: <http://www.kybernetika.cz/content/2012/1/50/paper.pdf>.
- E. Smith, J. D. Farmer, L. Gillemot, and S. Krishnamurthy. Statistical theory of the continuous double auction. *Quantitative finance*, 3(6):481–514, 2003.
- G.J. Stigler. Public regulation of the securities markets. *Journal of Business*, pages 117–142, 1964.

## Appendix A. The NLS Estimator

### Appendix A.1. Auxiliary Result

First, let us state a nearly obvious theoretical result which we use.

**Lemma 1.** *If  $X$  is a continuous time stationary ergodic Markov chain in countable space  $S$  then  $Y = (\Delta\tau_i, X_{\tau_i})_{i \in \mathbb{N}}$ , where  $\tau_1, \tau_2, \dots$  are the jump times of  $X$ , is stationary ergodic stochastic process.*

*Proof.* Denote  $\Lambda(x)$  the intensity of the jump of  $X$  given that the state of  $X_0 = x$ . From the strong Markov property (Theorem 12.14 of Kallenberg (2002)), from Lemma 12.16 of Kallenberg (2002) and from the scalability of exponential distribution we have that  $U_1, U_2, \dots$ , where  $U_i = \Delta\tau_i/\Lambda(X_{\tau_{i-1}})$ ,  $i \in \mathbb{N}$ , is a sequence of i.i.d. (unit exponentially) distributed variables, independent of  $X_0, X_{\tau_1}, \dots$ . As  $U_n$  - being an i.i.d. sequence - is a strong mixing and  $X_{\tau_n}$  is a strong mixing by Bradley (2005), process  $Z_n := (X_{\tau_n}, U_n)$  is a strong mixing (note that, for any  $A = A^1 \times A^2$ ,  $B = B^1 \times B^2$ ,  $A^1, B^1 \in S^{\mathbb{Z}}$ ,  $A^2, B^2 \in \mathbb{R}^{\mathbb{Z}}$ , it holds that  $\mathbb{P}(Z \in A \cap T_n B) = \mathbb{P}(Z^1 \in (A^1 \cap T_n B^1))\mathbb{P}(Z^2 \in (A^2 \cap T_n B^2)) \rightarrow \mathbb{P}(Z^1 \in A^1)\mathbb{P}(Z^1 \in T_n B^1)\mathbb{P}(Z^2 \in A^2)\mathbb{P}(Z^2 \in T_n B^2) = \mathbb{P}(Z \in A)\mathbb{P}(Z \in B)$  where  $T_n$  is a shift operator; the case of general  $A, B$  follows from their approximation by rectangles) we get the ergodicity of  $Z$  by the well known fact that strong mixing implies ergodicity. Finally, as  $Y_n$  is a function of  $Z_n$ , the Lemma is proved.  $\square$

### Appendix A.2. Re-parametrization

Before proving the desired properties of our NLS estimator, we perform a re-parametrization of the problem simplifying the further theoretical analysis. In particular, we introduce two additional parameters:

$$\phi = \frac{\kappa}{\rho}, \quad \zeta = \frac{\kappa}{\rho} + \eta.$$

The vector of the parameters is now

$$\Upsilon_0 = (\phi_0, \gamma_0, \lambda_0, \beta_0, \zeta_0, \rho_0)$$

and we have

$$\begin{aligned} \mathbb{P}(E_i = 1 | \Omega_i) &\doteq \varpi(\mathbf{m}_i, \Delta t_i; \Upsilon) \\ \varpi(m, t; \Upsilon) &= \exp \left\{ -\zeta - \gamma I(m) e^{-\rho t} - \lambda t - m\beta e^{-\rho t} + \phi e^{-\rho t} \right\}. \end{aligned}$$

Note that, under assumptions of Proposition 5,  $\phi > 0$  and  $\zeta > 0$ . Assume further that the vector  $\Upsilon$  of parameters takes values in a - possibly very large - compact set.

*Appendix A.2.1. Convexity of minimization*

By a textbook differentiation we get

$$\begin{aligned} \nabla_{\Upsilon}\varpi(m, t; \Upsilon) &= -\delta(m, t; \Upsilon)\varpi(m, t; \Upsilon), \\ \delta(m, t; \Upsilon) &= \begin{bmatrix} -e^{-\rho t} \\ I(m)e^{-\rho t} \\ t \\ me^{-\rho t} \\ 1 \\ te^{-\rho t} [\phi - I(m)\gamma - m\beta] \end{bmatrix} = e^{-\rho t} \begin{bmatrix} -1 \\ I(m) \\ e^{\rho t}t \\ m \\ e^{\rho t} \\ t[\phi - I(m)\gamma - m\beta] \end{bmatrix} \end{aligned} \quad (\text{A.1})$$

and

$$\begin{aligned} \nabla_{\Upsilon\Upsilon}\varpi(m, t; \Upsilon) &= -\varpi(m, t; \Upsilon)[H(m; \Upsilon) + \delta(m, t; \Upsilon)\delta(m, t; \Upsilon)'] \\ H(m, t; \Upsilon) &= te^{-\rho t} \begin{vmatrix} 0 & 0 & 0 & 0 & 0 & 1 \\ 0 & 0 & 0 & 0 & 0 & -I(m) \\ 0 & 0 & 0 & 0 & 0 & 0 \\ 0 & 0 & 0 & 0 & 0 & -m \\ 0 & 0 & 0 & 0 & 0 & 0 \\ 1 & -I(m) & 0 & -m & 0 & t[\phi - I(m)\gamma - m\beta] \end{vmatrix}. \end{aligned} \quad (\text{A.2})$$

Hence for

$$s(E, t, m; \Upsilon) = [\varpi(m, t; \Upsilon) - E]^2$$

we have

$$\nabla_{\Upsilon}s = 2(\nabla_{\Upsilon}\varpi)[\varpi - E]$$

and

$$\begin{aligned} \nabla_{\Upsilon\Upsilon}s &= 2(\nabla_{\Upsilon}\varpi)(\nabla_{\Upsilon}\varpi)' + 2(\varpi - E)\nabla_{\Upsilon\Upsilon}\varpi \\ &= 2\varpi^2\delta\delta' - 2\varpi(\varpi - E)(H + \delta\delta') \\ &= 2\varpi(E - \varpi)H + 2\varpi E\delta\delta' \end{aligned}$$

so

$$\begin{aligned} \nabla_{\Upsilon\Upsilon}S &= \frac{2}{n} \sum_{i=1}^n [\varpi(\mathbf{m}_i, \Delta t_i; \Upsilon)(E_i - \varpi(\mathbf{m}_i, \Delta t_i; \Upsilon))H(\mathbf{m}_i; \Upsilon)] \\ &\quad + \frac{2}{n} \sum_{i=1}^n [\varpi(\mathbf{m}_i, \Delta t_i; \Upsilon)E_i\delta(\mathbf{m}_i, \Delta t_i; \Upsilon)\delta(\mathbf{m}_i, \Delta t_i; \Upsilon)']. \end{aligned}$$

Since, by the Lemma 1 and Birkhoff theorem, the left hand sum goes to zero as  $n \rightarrow \infty$  and the convergence is uniform if we bound parameters  $\phi, \gamma, \beta$  from above (which is assumed), the minimization of  $S$  is asymptotically convex problem (note that  $\delta\delta' \geq 0$ ).

*Appendix A.2.2. Consistency and Asymptotic Normality*

We use the theory Jacob (2010) to prove the asymptotic properties of our estimator. First, note that  $f_k, \eta_k, \mathbf{f}'_k, \mathbf{f}''_k, d_k$  and  $M_n$  from Jacob (2010) evaluate, in our case, as

$$\begin{aligned}
f_k(\Upsilon) &= \varpi(\mathbf{m}_k, \Delta t_k; \Upsilon), \\
\eta_k &= E_k - f_k(\Upsilon) \\
\mathbf{f}'_k(\Upsilon) &= -\varpi(\mathbf{m}_k, \Delta t_k; \Upsilon)\delta(\mathbf{m}_k, \Delta t_k; \Upsilon) \\
\mathbf{f}''_k(\Upsilon) &= \varpi(\mathbf{m}_k, \Delta t_k; \Upsilon) [\delta(\mathbf{m}_k, \Delta t_k; \Upsilon)\delta(\mathbf{m}_k, \Delta t_k; \Upsilon)' + H(\mathbf{m}_k, \Delta t_k; \Upsilon)] \\
d_k(\Upsilon) &= \varpi(\mathbf{m}_k, \Delta t_k; \Upsilon_0) - \varpi(\mathbf{m}_k, \Delta t_k; \Upsilon), \quad D_n(\Upsilon) = \sum_{k=1}^N d_k(\Upsilon) \\
M_n &= \left[ \sum_{k=1}^n \varpi^2(\mathbf{m}_k, \Delta t_k; \Upsilon)\delta(\mathbf{m}_k, \Delta t_k; \Upsilon)\delta'(\mathbf{m}_k, \Delta t_k; \Upsilon) \right]^{-1}
\end{aligned}$$

First let us verify the conditions, required for the consistency:

- $\text{LIP}_{\Upsilon}(\{\varpi(\mathbf{m}_k, \Delta t_k; \Upsilon)\})$ : From the assumed boundedness of  $\Upsilon$  and from (A.1) it follows that the derivative of  $\varpi$  is uniformly bounded by a non-random constant  $B$  so the condition is fulfilled with  $g_k \equiv 1$  and  $h(x) = B\|x\|$ .
- $\text{VAR}_{\Upsilon}$ : As  $\text{var}(E_j|\Omega_i) \leq 1$ , the condition follows from Jacob (2010), Proposition 5.2.
- $\text{SI}_{\Upsilon}(\{D_n(\Upsilon)\})$ : Denote  $\Delta\Upsilon = \Upsilon - \Upsilon_0$  and let

$$|\Delta\Upsilon| \geq \delta. \tag{A.3}$$

From the Birkhoff Theorem,  $\lim_n \frac{D_n(\Upsilon)}{n} = \mathbb{E}_Q d_1^2(\Upsilon)$  a.s. where  $Q$  is a first coordinate of the stationary distribution of the process  $(\mathbf{m}_i, \Delta t_i)$  so SI could be verified by showing that the expectation is greater than zero.

To this end, assume  $\mathbb{E}_Q d_1^2(\Upsilon) = 0$  and note that then

$$\text{var}(d_1(\Upsilon)) = 0, \quad (\mathbb{E}_Q d_1(\Upsilon))^2 = 0 \quad (\text{A.4})$$

Because function  $\exp$  is strictly monotonous,  $\text{var}(X - Y) \Leftrightarrow \text{var}(e^X - e^Y)$  for any random variables  $X, Y$ . Thus, given (A.4),

$$\text{var}_Q(\Delta\zeta + X + Y + Z) = 0$$

where

$$X = \Delta\lambda\Delta t_1, \quad Y = \Delta e^{-\rho\Delta t_1}(\gamma I(\mathbf{m}_1) + \beta\mathbf{m}_1 + \phi)$$

$$Z = e^{-\rho_0\Delta t_1}[\Delta\gamma I(\mathbf{m}_1) + \Delta\beta\mathbf{m}_1 + \Delta\phi]$$

Assume first  $\Delta\rho = 0$  and note that then  $Y = 0$ . Because  $X$  and  $Z$  are not perfectly correlated unless both of them are zero, for the variance to be zero, it should be  $\Delta\lambda = 0, \Delta\gamma = 0, \Delta\beta = 0, \Delta\phi = 0$  (recall that  $\rho \neq 0$ ) i.e.,  $d_1(\Upsilon) \equiv (e^\zeta - e^{\zeta_0})$ . However, for (A.3) to hold it has to be  $|\Delta\zeta| > \delta$  and which gives  $(\mathbb{E}_Q d_1(\Upsilon))^2 > 0$  which is a contradiction with (A.4).

So, let  $\Delta\rho \neq 0$ . By the Law of Iterated Variance, we have

$$\text{var}_Q(\Delta\zeta + X + Y + Z) \geq \mathbb{E}_Q \text{var}(\Delta\zeta + X + Y + Z | \mathbf{m}_0 = m) = 0. \quad (\text{A.5})$$

for each  $m \geq 0$  (which is because, by the ergodicity,  $\mathbb{P}[\mathbf{m}_0 = m] > 0$ ). However, because  $\Delta e^{-\rho\Delta t_i}$  and  $e^{-\rho_0\Delta t_i}$  are not conditionally perfectly correlated, for (A.5) to hold, it should be, for each  $m$ , either  $\gamma I(m) + \beta m + \phi = 0$  or  $\Delta\gamma I(m) + \Delta\beta m + \Delta m$  which implies among others,  $\gamma = 0, \beta = 0, \phi = 0$  contradicting the assumptions of Proposition 5. Thus, SI is fulfilled also in case that  $\Delta\rho \neq 0$ .

Thanks to the conditions and Proposition 3.1. of Jacob (2010) the strong consistency of  $\Upsilon_n$  is proved, implying the same for  $\Theta_n$ .

As to the asymptotic normality, note first that, from the ergodicity,

$$\frac{1}{n} M_n^{-1} \rightarrow M^- \quad (\text{A.6})$$

$$M^- = \mathbb{E}_{Q(m,t)}[\varpi^2(m,t; \Upsilon)\delta(m,t; \Upsilon)\delta'(m,t; \Upsilon)].$$



**Lemma 2.** *If  $\rho \neq 0$  and  $\beta \neq 0$  then  $M^-$  is regular.*

*Proof.* We show that  $M^- > 0$ , i.e.

$$v' M^- v > 0, \quad v \neq 0,$$

which suffices for the regularity. As

$$M^- = \mathbb{E} d d', \quad d = \varpi(m, t; \Upsilon) \delta(m, t; \Upsilon), \quad (m, t) \sim Q,$$

clearly implying  $M^- \geq 0$ , it suffices to show that  $d'v \neq 0$  on a set with a positive probability for any non-random vector  $v \neq 0$ : in particular, as  $\varpi > 0$  everywhere, it suffices to show that

$$r(m, t) > 0, \quad \text{with a non-zero probability,}$$

where  $r(m, t) = v' \delta(m, t; \Upsilon)$  which we do by contradiction: Assuming a converse we get

$$\sum_{j=0}^{\infty} p_j \int \mathbf{1}[r(j, t) \neq 0] g(t|j) dt = 0$$

where  $g$  is a density of  $t$  given  $m$  and  $p_j$  is a probability that  $m = j$ . As the distribution of  $t$  is a limit of mixtures of exponential distributions,  $g(\bullet|m)$  is continuous non-zero, and, as  $m$  is a limit of mixtures of Poisson distributions,  $p_j > 0$ ,  $j \in \mathbb{N}$ ; therefore, for each  $j \in \mathbb{N}$  there should exist a non-trivial interval  $J_j$  such that

$$r(j, t) = 0, \quad t \in J_j, j \in \mathbb{N}$$

which would, for each  $j$ , imply the existence of  $t_j$  and  $\Delta_j$  such that

$$\frac{\partial}{\partial s} r(j, t_j + s) = 0 \quad s \in [-\Delta_j, \Delta_j]$$

yielding

$$e^{-\rho t_j} e^{-\rho s} (v_1 - v_2 I(j) - v_4 j - v_6 c_j (t_t + s - 1)) + v_3 \equiv 0, \quad s \in [-\Delta_j, \Delta_j]$$

where  $c_j = \phi - I(j)\gamma + j\beta$ , which could happen only if

$$v_3 = 0, \quad v_1 - v_2 I(j) - v_4 c_j = 0, \quad v_6 c_j = 0, \quad j \in \mathbb{N}.$$

From the regularity of matrix  $(1, I(j), c_j)_{j=0}^3$ , we are getting  $v_1 = v_2 = v_3 = 0$ . Moreover, since at least one  $c_j, j \in \mathbb{N}$ , is non-zero, we have also  $v_6 = 0$  which implies  $v = (0, 0, 0, 0, v_5, 0)$ ,  $v_5 \neq 0$ . However, since  $v' \delta(m, t; \Upsilon) = v_5^2$ , we are getting  $v_5 = 0$  which is a contradiction to the assumption  $v \neq 0$ .  $\square$

Consequetnly, it follows from the continuity of the inversion operator that also

$$\frac{1}{n}M_n \rightarrow M, \quad M := (M^-)^{-1} \quad (\text{A.7})$$

Now let us verify the conditions needed by Jacob (2010) to get the asymptotic normality:

- $\text{LIP}(\mathbf{f}_{k;i,l})$ : Follows from the twice-differentiability
- $\text{VAR}_\Upsilon$  was discussed when proving consistence
- $\text{UNC}(\{\Upsilon_n\})$  follows from (A.7)
- $\text{SI}(\{|(M_n[i,j])^{-1}|\})$  Denote  $\Upsilon_{-5}$  the vector of the first 5 coordinates of  $\Upsilon$  and  $M_{-5}^-$  the upper right  $5 \times 5$  sub-matrix of  $M^-$ . We show first that, for each  $\rho > 0$ , the Jacobian of

$$F_\rho : \Upsilon_{-5} \rightarrow (M_{5,1}^-, \dots, M_{5,5}^-)$$

is regular: As

$$F_\rho(\Upsilon_{-5}) = \mathbb{E}_Q \varpi^2 \delta_5 \delta_{-5} = \mathbb{E}_Q \varpi^2 \delta_{-5},$$

the Jacobian is given by

$$\mathbb{E}_Q(-2\varpi^2 \delta_{-5} \delta'_{-5} + \varpi^2 H_{-5}) = -2M_{-5}^-,$$

and is regular thanks to the regularity of  $M_{-5}^-$  (recall that  $M^- > 0$ ).

Now, thanks to (A.7), SI holds whenever

$$M_{i,j} \neq 0 \text{ for each } i, j \in \{1, \dots, 6\} \quad (\text{A.8})$$

We show that (A.8) holds for almost every parameter value: Fix  $i, j \in \{1, \dots, 6\}$  and note that for  $M_{i,j} \neq 0$ , it suffices that  $|\text{adj}(M_{i,j}^-)| \neq 0$  (which is because  $M_{i,j} = \frac{(-1)^{i+j} |\text{adj}(M_{i,j}^-)|}{|M^-|}$ ). Therefore and because  $\text{adj}(M_{i,i}^-)$ , being a principal sub-matrix of a positive definite matrix, is regular, we see that  $M_{i,i} \neq 0$  everywhere for each  $i$ .

Let  $i \neq j$ , denote  $m_k = M_{5,k}^-$ ,  $k \leq 6$ , and put

$$f_{i,j}(m_1, \dots, m_6) = M_{i,j} = \frac{(-1)^{i+j} |\text{adj}(M_{i,j}^-)|}{|M^-|}.$$

If  $i = 5$  then

$$|adj(M_{i,j}^-)| = \sum_{k \in \{1,2,3,4,6\}} M_{5,k} d_k$$

where  $d_k$  are determinants of submatrices of  $M^-$  and, specially,  $d_j \neq 0$  (which is because the corresponding submatrix is the principal one) so the Jacobian of  $f_{5,j}$  is of rank 1 for any  $i$ . The case  $j = 5$  is symmetric, so the Jacobian of  $f_{i,5}$  is of rank 1 for any  $j$ . Finally, if  $j \neq 5, i \neq 5$  then  $|adj(M_{i,j}^-)| = \sum_{m \neq i} \sum_{n \neq j} m_m m_n d_{m,n}$  where  $d_{i,j} > 0$  so the Jacobian of  $f_{i,j}$  is of rank 1 outside set  $\{m_i \neq 0, m_j \neq 0\}$ , i.e. almost everywhere. So, we have proved that the Jacobian of  $f_{i,j}$  is of rank 1 almost everywhere for any  $i \neq j$ .

Now, let  $1 \leq i \leq 6, 1 \leq j \leq 6$  and denote

$$Z_{i,j} := \{M_{i,j} = 0\}.$$

Denoting  $\phi_{\Upsilon_{-5}}$  the function mapping  $\rho$  to  $m_6$ , we may express

$$Z_{i,j} = \{(\Upsilon_{-5}, \rho) : f_{i,j}(F_\rho(\Upsilon_{-5}), \phi_{\Upsilon_{-5}}(\rho)) = 0\}$$

Note that  $\frac{\partial}{\partial \rho} \phi = \mathbb{E}_Q \varpi(\Upsilon)^2 > 0$ .

Put  $R = \{\Upsilon, \frac{\partial}{\partial \rho} f_{i,j}(F_\rho, \phi(\rho)) \neq 0\}$ . By the Implicit Function Theorem, on the set  $R$ , there exists a function  $\rho(\Upsilon_{-5})$  such that  $Z_{i,j} \cap R \subseteq \text{graph}(\rho)$  so  $Z_{i,j} \cap R$  is clearly of measure zero. On  $\mathbb{R}^c$ , on the other hand, the Jacobi matrix of  $f_{i,j}(F_\rho(\bullet), \phi(\rho))$  is of rank one (which is because the Jacobian of  $F_\delta$  is regular and the rank of  $f_{i,j}(\bullet, m_6)$  is one on  $R$ ) so we may construct an implicit function  $U$  from  $\rho$  to  $\Upsilon_{-5}$  so get that  $R^c \cup Z_{i,j} \subseteq \text{graph}(U)$  of measure zero. Hence, we have proved that  $Z_{i,j}$  is of zero measure for each  $i \neq j$  which suffices for (A.8).

Now, put

$$\xi_{k,n} = n^{-\frac{1}{2}} \mathbf{f}'_k(\Upsilon_0) \eta_k$$

Clearly,  $\xi_{k,n}$  is a triangular array of martingale differences with

$$\lim_{n \rightarrow \infty} \sum_{i=1}^n \mathbb{E}(\xi_{i,n} \xi_{i,n}^T | \xi_{1,n}, \dots, \xi_{i-1,n}) = \lim_{n \rightarrow \infty} \frac{1}{n} A_n = A$$

$$A_n = \sum_{i=1}^n a_i, \quad a_i = \varpi_i(\Upsilon_0) (1 - \varpi_i(\Upsilon_0)) \mathbf{f}'_k(\Upsilon_0) \mathbf{f}'_k^T(\Upsilon_0)$$

$$A = \mathbb{E}(\varpi(m, t; \Upsilon_0) (1 - \varpi(m, t; \Upsilon_0)) \mathbf{f}'(m, t; \Upsilon_0) \mathbf{f}'^T(m, t; \Upsilon_0))$$

by the ergodicity. Therefore and because, for each  $\epsilon > 0$ ,

$$\sum_{i=1}^n \mathbb{E}(\|\xi_{i,n}\|^2 \mathbf{1}_{\{\|\xi_{i,n}\| \geq \epsilon\}} | \xi_{1,n}, \dots, \xi_{i-1,n}) = \frac{1}{n} \sum_{i=1}^n \|a_i\|^2 \mathbf{1}_{\{\frac{1}{n}\|a_i\| \geq \epsilon\}} \rightarrow 0$$

(recall that  $|\eta_i| \leq 1$ ), we can use the CLT for multidimensional martingale difference arrays (as cited by Jacob (2010) in Section 8) to get

$$\sum_i \xi_{i,n} \rightarrow \mathcal{N}(0, A)$$

Consequently, putting,

$$\Psi_n = n^{-\frac{1}{2}} M_n^{-1}$$

(note that  $M_n$  has to be regular starting from certain  $n$ ) and using (A.6) and (A.7) we finally get that

$$\Psi_n M_n \sum_i \xi_{i,n} \rightarrow \mathcal{N}(0, A)$$

which gives, by Proposition 6.1 of Jacob (2010), that

$$n^{-\frac{1}{2}} M_n^{-1} (\Upsilon_n - \Upsilon_0) \rightarrow \mathcal{N}(0, A)$$

in distribution so, from the (A.6), also

$$n^{\frac{1}{2}} M^{-1} (\Upsilon_n - \Upsilon_0) \rightarrow \mathcal{N}(0, A)$$

yielding

$$n^{\frac{1}{2}} (\Upsilon_n - \Upsilon_0) \rightarrow \mathcal{N}(0, MAM).$$

Now, by using the Continuous mapping theorem, we get

$$n^{\frac{1}{2}} (\Theta_n - \Theta_0) \rightarrow \mathcal{N}(0, TMAMT^T).$$

where

$$T = \begin{pmatrix} \rho_0 & 0 & 0 & 0 & 0 & 0 \\ 0 & 1 & 0 & 0 & 0 & 0 \\ 0 & 0 & 1 & 0 & 0 & 0 \\ 0 & 0 & 0 & 1 & 0 & 0 \\ -1 & 0 & 0 & 0 & 1 & 0 \\ 0 & 0 & 0 & 0 & 0 & 1 \end{pmatrix}$$

allowing us to approximate

$$\Theta_n - \Theta_0 \sim \mathcal{N}(0, TM_n A_n M_n T^T).$$