

Fermi-LAT study of two gamma-ray binaries, HESS J0632+057 and AGL J2241+4454

Masaki Mori

Department of Physical Sciences, Ritsumeikan University, Kusatsu, Shiga 525-8677, Japan

Akiko Kawachi

Department of Physics, Tokai University, Hiratsuka, Kanagawa 259-1252, Japan

Shigehiro Nagataki

Yukawa Institute for Fundamental Physics, Kyoto University, Kyoto, Kyoto 606-8502, Japan

Tsuguya Naito

Faculty of Management Information, Yamanashi Gakuin University, Kofu, Yamanashi 400-8575, Japan

GeV gamma-ray emission from two gamma-ray binary candidates, HESS J0632+057 and AGL J2241+4454, which were recently reported by H.E.S.S. and AGILE, respectively, have been searched for using the Fermi-LAT archival dataset. Spatial and temporal distribution of gamma-ray events are studied, but there was no evidence for GeV gamma-ray signal from either sources.

1. INTRODUCTION

X-ray binaries are rather common Galactic X-ray objects and about 300 sources are catalogued. Recently several objects have been reported to emit gamma-rays of GeV and/or TeV energies which are modulated in their orbital periods, and a new category of gamma-ray binaries is emerging (Mirabel [2012]), but their emission mechanism is not understood well. It is clear that we need more observations and samples for the detailed study of their nature.

In this study, gamma-ray emissions from HESS J0632+057, for which 321-day period has been found recently, and AGL J2241+4454, which could be identified with a Be star binary with 60-day period, have been searched for using the Fermi-LAT data in the GeV energy range.

2. HESS J0632+057

This object was found as a TeV point source by H.E.S.S. in the Monoceros SNR/Rosetta Nebula region (Aharonian et al. [2009]). It coincides with a massive star MWC148/XMMU J063259.3+054801 ($d \sim 1.5$ kpc) which is variable on hour timescales, and is suspected to be a binary system (Hinton et al. [2009]). Then, 321 ± 5 day period was found in the XMMU source (Bongiorno et al. [2011]). TeV follow-up observations for 6 years have revealed that gamma-ray fluxes are modulated at this period (Maier et al. [2011], Aleksic et al. [2012]) (see Fig.1). However, this object is not listed in the Second Fermi-LAT catalog (Nolan et al. [2012]).

We analyzed LAT gamma-ray data above 200 MeV for 3.5 years using the Fermi Science Tools (version v9r27p1) with P7SOURCE_V6 response function. The resulting skymap is shown in Fig. 2. The likelihood analysis yielded no significant signal, and we found

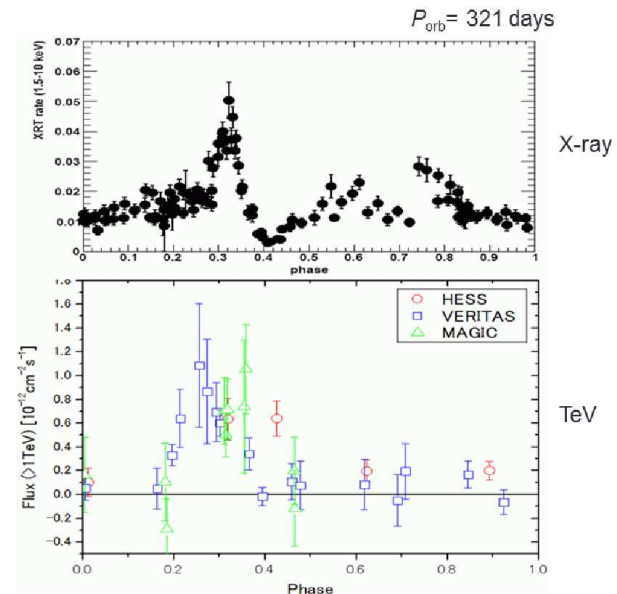


Figure 1: Light curves of HESS J0632+057 (Maier et al. [2011], Aleksic et al. [2012]).

no evidence for gamma-ray emission. We obtained an upper limit of $1.0 \times 10^{-8} \text{cm}^{-2} \text{s}^{-1}$ (90% C.L.) for 1-year data (3.5 year-data is under analysis). The spectral energy distribution is shown in Fig. 3 with radio and X-ray data (Skilton et al. [2009]) where the GeV limit is very close to model expectations assuming inverse Compton emission (solid: $E^{-2.0}$ electron injection with $E_{\min} = 1$ GeV, dashed: $E^{-1.9} / 1$ GeV, dotted: $E^{-2} / 2$ GeV).

Orbital modulation of GeV gamma-ray emission has been investigated assuming the 321 day period. We could not find any significant phase bins, and Fig. 4 shows the upper-limit light curve.

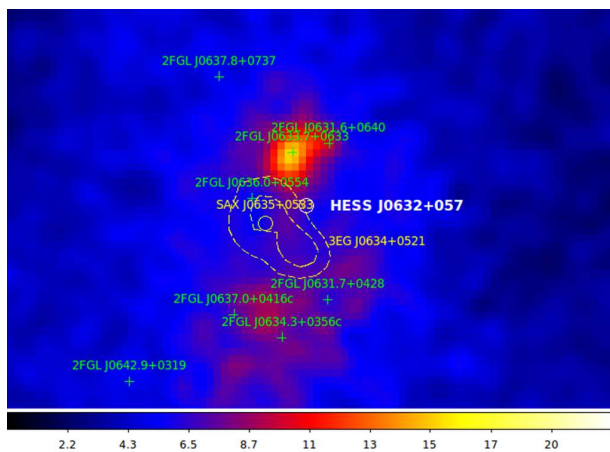


Figure 2: Gamma-ray countmap above 200 MeV around HESS J0632+057.

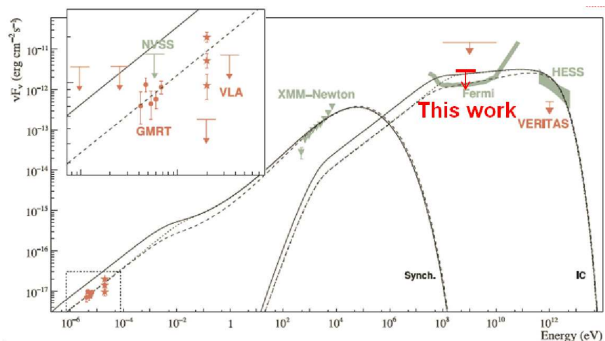


Figure 3: Multiwavelength spectrum of HESS J0632+057 (Hinton et al. [2009]) with our upper limit. See text for model curves,

3. AGL J2241+4454

AGILE reported the discovery of this object for a short period (2010-07-25/26) with a flux of $1.5 \times 10^{-6} \text{cm}^{-2} \text{s}^{-1}$ above 100 MeV (Lucarelli et al. [2010]). However, Fermi-LAT observations could not confirm this detection and set an upper limit of $1.0 \times 10^{-7} \text{cm}^{-2} \text{s}^{-1}$ (95% C.L.) above 100 MeV (FermiSky blog [2012]). It could be identified as a Be star HD 215227 (MWC 656) showing an orbital period of 60.37 ± 0.04 days (Williams et al. [2010]).

We analyzed LAT gamma-ray data above 100 MeV using the Fermi Science Tools as in the previous section. The resulting skymap is shown in Fig.5 (2010-07-25/26) and Fig. 6 (3.5 years). We found no evidence for gamma-ray emission and obtained upper limits of $7.2 \times 10^{-8} \text{cm}^{-2} \text{s}^{-1}$ and $9.4 \times 10^{-10} \text{cm}^{-2} \text{s}^{-1}$ (90% C.L.) for the two-day data and 3.5-year data, respectively.

Orbital modulation of GeV gamma-ray emission has been investigated assuming the 60.37 day period. We could not find any significant phase bins, and Fig. 7 shows the upper-limit light curve.

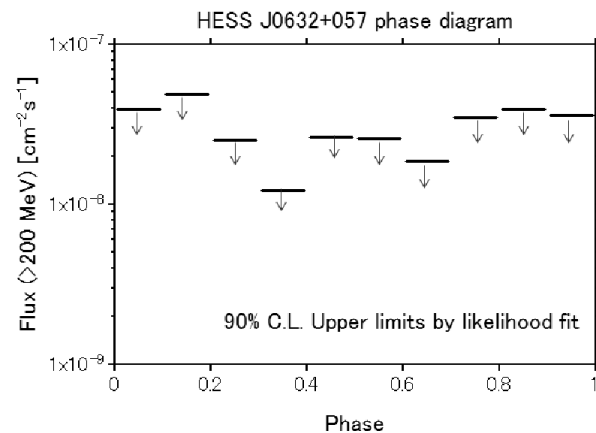


Figure 4: Orbital-phase-resolved upper limits on HESS J0632+057.




Figure 5: Gamma-ray countmap above 100 MeV around AGL J2241+4454 (2010-07-25/26).




Figure 6: Gamma-ray countmap above 100 MeV around AGL J2241+4454 (3.5 years).

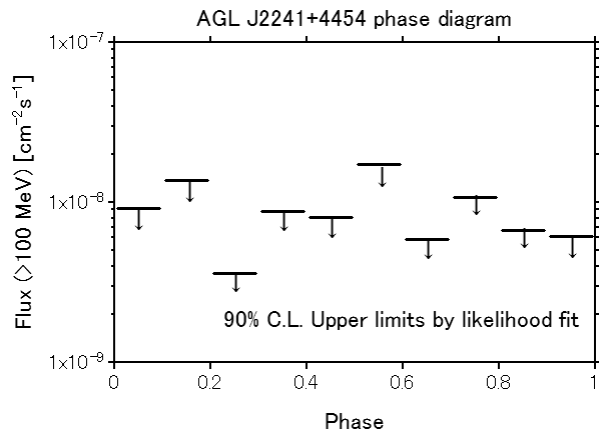


Figure 7: Orbital-phase-resolved upper limits on AGL J2241+4454.

4. SUMMARY

We have searched for GeV gamma-ray emission from HESS J0632+057 and AGL J2241+4454 using the Fermi-LAT data. No significant signal was found from either objects and long-term and orbital-phase-resolved upper limits have been set on gamma-ray fluxes which set restriction on their high-energy activities.

Acknowledgments

This work was supported by JSPS KAKENHI Grant Number 22540315 (MM).

References

- I. F. Mirabel, *Science* 335, 175-176 (2012) and references therein.
- F.A. Aharonian et al., *A&A* 469, L1 (2009)
- J. Hinton et al., *ApJ* 690, L101 (2009)
- S.D. Bongiorno et al., *ApJ* 737, L11 (2011)
- G. Maier, J. Skilton et al., 32nd ICRC (Beijing, 2011)/arXiv:1111.2155
- J. Aleksic et al., *ApJ* 754, L10 (2012)
- P.L. Nolan et al., *ApJS* 199, 31 (2012)
- J.L. Skilton et al., *MNRAS* 399, 317 (2009)
- F. Lucarelli et al., *Atel* #2761 (July 2010)
- FermiSky blog, July 30, 2012
- S.J. Williams et al., *ApJ* 723, L93 (2010)