

Entropy at the Outskirts of Galaxy Clusters as Implications for Cosmological Cosmic-Ray Acceleration

Yutaka Fujita

*Department of Earth and Space Science, Graduate School of Science, Osaka University,
Toyonaka, Osaka 560-0043, Japan*

`fujita@vega.ess.sci.osaka-u.ac.jp`

and

Yutaka Ohira and Ryo Yamazaki

*Department of Physics and Mathematics, Aoyama Gakuin University, Fuchinobe,
Chuou-ku, Sagamihara 252-5258, Japan*

ABSTRACT

Recently, gas entropy at the outskirts of galaxy clusters attracts much attention. We propose that the entropy profiles could be used to study cosmic-ray (CR) acceleration around the clusters. If the CRs are effectively accelerated at the formation of clusters, the kinetic energy of infalling gas is consumed by the acceleration and the gas entropy should decrease. As a result, the entropy profiles become flat at the outskirts. If the acceleration is not efficient, the entropy should continue to increase outwards. By comparing model predictions with X-ray observations with *Suzaku*, which show flat entropy profiles, we find that the CRs have carried $\lesssim 7\%$ of the kinetic energy of the gas away from the clusters. Moreover, the CR pressure at the outskirts can be $\lesssim 40\%$ of the total pressure. On the other hand, if the entropy profiles are not flat at the outskirts as indicated by combined *Planck* and *ROSAT* observations, the carried energy and the CR pressure should be much smaller than the above estimations.

Subject headings: cosmic rays — galaxies: clusters: general — galaxies: clusters: intracluster medium — large-scale structure of universe

1. Introduction

The existence of cosmic-rays (CRs) in clusters of galaxies is clearly indicated by radio synchrotron emission from them (Feretti et al. 2012). The CRs may be accelerated at

shocks or turbulence in the X-ray hot gas (e.g. Fujita & Sarazin 2001; Brunetti et al. 2001; Fujita, Takizawa, & Sarazin 2003; Kang & Jones 2005; Pfrommer et al. 2007), and they may be playing important roles in the evolution of clusters. For example, they may be heating the cores of clusters (Fujita & Ohira 2011, 2012, 2013). Since the background gas is hot, their acceleration efficiency in clusters could be much different from that at objects in the Galaxy (e.g. supernova remnants; SNRs). However, lack of firm observational evidence of CRs except for the radio observations prevent us from understanding their acceleration. Thus, other observational approaches that can clarify the CR acceleration in clusters are strongly desired.

X-ray observations with *Suzaku* have revealed the entropy of the hot gas of clusters at their outskirts. Here, the entropy is defined as $K \equiv k_B T / n^{\gamma_g - 1}$, where k_B is the Boltzmann constant, γ_g ($= 5/3$) is the adiabatic index for the gas, and T and n are the gas temperature and the number density, respectively. Numerical simulations, in which non-gravitational heating (e.g. energy ejection from galaxies) and radiative cooling are not included, predicted that the entropy should increase with r as $\propto r^{1.1}$, where r is the distance from the cluster center (Voit, Kay, & Bryan 2005; Burns, Skillman, & O’Shea 2010). On the other hand, the *Suzaku* observations have shown that the entropy profiles flatten at $r \gtrsim 0.5 r_{200}$ (Bautz et al. 2009; Kawaharada et al. 2010; Hoshino et al. 2010; Akamatsu et al. 2011; Simionescu et al. 2011; Sato et al. 2012; Walker et al. 2012a; Ichikawa et al. 2013) (see Fig. 13 of Sato et al. 2012), where r_{200} (~ 2 Mpc) is the radius within which the mean mass density is 200 times the critical density for a flat universe and is often considered to be the typical radius of clusters.

Several ideas have been proposed to solve this discrepancy. Gas clumping could lead to the overestimation of the gas density, which in turn could lead to the underestimation of the entropy (Nagai & Lau 2011). However, the gas clumping is effective mainly at $r \gtrsim r_{200}$, because the clumps tend to be destroyed within the cluster ($r \lesssim r_{200}$). Non-equilibrium between ions and electrons may also decrease the entropy. This is because heavier ions have most of the kinetic energy of the gas and they are first thermally heated at shocks. If it takes a long time for the kinetic energy of the ions to be transferred to lighter electrons, the observed temperature of the electrons could be low. This may decrease the observed entropy of the gas (Hoshino et al. 2010; Akamatsu et al. 2011). However, numerical simulations have shown that the degree of non-equilibrium is small (Wong & Sarazin 2009), although it may depend on the dynamical state of clusters (Akahori & Yoshikawa 2008; Rudd & Nagai 2009). Moreover, from observations of the Sunyaev-Zel’dovich effect, *Planck* has shown that the gas pressure at the outskirts of clusters does not significantly drop. This suggests that the ions and electrons are in equilibrium (Planck Collaboration et al. 2013). For some clusters, accretion of matter toward them may decrease at low redshifts. Although this makes the

entropy profiles flatter at their outskirts, it does not seem to be effective enough to be consistent with the observed systematic flattening (Cavaliere et al. 2011).

In this letter, we propose that the entropy profiles may reflect CR acceleration in clusters and could be used as a tool to study it. We focus on the acceleration at ‘accretion shocks’ around the clusters. These shocks are generated through gas infall toward the clusters as they grow by accreting dark matter and gas from the outside (e.g. Evrard, Metzler, & Navarro 1996; Ryu et al. 2003; Skillman et al. 2008). If the CR acceleration at the shocks is effective, the CRs should consume much of the kinetic energy of the gas and should affect the entropy of the gas. Thus, the flattened entropy profiles may be the result of the past CR acceleration around the clusters.

2. Models

It is widely believed that if CRs are effectively accelerated at a shock, their pressure changes the structure of the shock (Drury & Voelk 1981; Drury 1983; Malkov & O’C Drury 2001). Before we investigate the entropy profiles of clusters, we consider the jump conditions at the shock. We treat gas and CRs as two fluids from now on. We define three distinct regions with a shock: (0) far upstream region where the influence of accelerated CRs can be ignored, (1) just upstream the shock where the presence of the CRs affects the shock structure, and (2) downstream of the shock. We indicate each region by lower indices. For example, the gas density and velocity in the far upstream region are ρ_0 and v_0 , respectively. The spatial scale of the region (1) is much smaller than the size of a cluster, and it cannot be resolved by current X-ray telescopes. The gas density and temperature could respectively change from ρ_2 and T_2 far downstream of the shock as the cluster grows.

The CR acceleration consumes gas energy. We discuss the accompanied entropy change at a shock based on a model of Vink et al. (2010). We represent the energy flux that is carried away by CRs diffusing away far upstream by F_{cr} . The flux is normalized to the kinetic energy flux of the shock:

$$\epsilon_{\text{esc}} \equiv \frac{F_{\text{cr}}}{(1/2)\rho_0 v_0^3}. \quad (1)$$

The fraction of the downstream CR pressure is

$$w \equiv \frac{P_{2,\text{cr}}}{P_2} = \frac{P_{2,\text{cr}}}{P_{2,\text{th}} + P_{2,\text{cr}}} \quad (2)$$

where ‘cr’ and ‘th’ represent the CR and the thermal components, respectively. The Mach

number of the shock defined at the far upstream is

$$\mathcal{M}_0 \equiv \sqrt{\frac{1}{\gamma_g} \frac{\rho_0 v_0^2}{P_0}}. \quad (3)$$

The compression ratios across the different regions are

$$\chi_1 \equiv \frac{\rho_1}{\rho_0}, \quad \chi_2 \equiv \frac{\rho_2}{\rho_1}, \quad \chi_{12} \equiv \chi_1 \chi_2 = \frac{\rho_2}{\rho_0}. \quad (4)$$

Assuming that the thermal component evolves adiabatically in the region (1), the pressure is given by $P_{1,\text{th}} = P_0 \chi_1^{\gamma_g}$. Thus, the total compression ratio is given by

$$\chi_{12} = \frac{(\gamma_g + 1) \mathcal{M}_0^2 \chi_1^{-(\gamma_g - 1)}}{(\gamma_g - 1) \mathcal{M}_0^2 \chi_1^{-(\gamma_g + 1)} + 2}. \quad (5)$$

The CR pressure fraction is given by

$$w = \frac{(1 - \chi_1^{\gamma_g}) + \gamma_g \mathcal{M}_0^2 (1 - 1/\chi_1)}{1 + \gamma_g \mathcal{M}_0^2 (1 - 1/\chi_{12})}, \quad (6)$$

and the escaping energy flux is given by

$$\epsilon_{\text{esc}} = \frac{2G_0}{\gamma_g \mathcal{M}_0^2} - \frac{2G_2}{\gamma_g \mathcal{M}_0^2 \chi_{12}} - \frac{2G_2}{\chi_{12}} \left(1 - \frac{1}{\chi_{12}}\right) - \frac{1}{\chi_{12}^2}, \quad (7)$$

where

$$G_0 \equiv \frac{\gamma_g}{\gamma_g - 1}, \quad G_2 \equiv w \frac{\gamma_{\text{cr}}}{\gamma_{\text{cr}} - 1} + (1 - w) \frac{\gamma_g}{\gamma_g - 1}, \quad (8)$$

and γ_{cr} is the adiabatic index for the CR component. Equations. (5)–(8) show that ϵ_{esc} and w are represented by χ_1 for a given \mathcal{M}_0 . The entropy difference across the shock is written as

$$\Delta S = \frac{3}{2} k_B \ln \left(\frac{K_2}{K_0} \right). \quad (9)$$

In this equation,

$$\frac{K_2}{K_0} = (1 - w) \frac{\chi_1^{-(\gamma - 1)}}{\chi_{12}} \left[1 + \gamma_g \mathcal{M}_0^2 \left(1 - \frac{1}{\chi_{12}} \right) \right], \quad (10)$$

which means that ΔS is also the function of \mathcal{M}_0 and χ_1 (Vink et al. 2010).

It would be natural to assume that CRs are accelerated at the accretion shocks (Fujita & Sarazin 2001; Kang & Jones 2005; Pfrommer et al. 2007), although the clear evidence has not been discovered. The CRs would carry the gas energy away and lower the entropy. We compare the entropy profiles predicted by numerical simulations that do not include CR acceleration

with those obtained through X-ray observations. Contrary to density and temperature, entropy is conserved if there is no heating and cooling, which is an advantage to discuss it. The entropy profile predicted by the numerical simulations is

$$K_{\text{sim}}(r) = 1.32 K_{200}(r/r_{200})^{1.1}, \quad (11)$$

where $K_{200} \approx 362 \text{ keV cm}^2 (T_X/\text{keV})$ and T_X is the gas temperature (Voit et al. 2005). If we adopt the entropy profiles obtained with *Suzaku*, they can be fitted as

$$K_{\text{obs}}(r) \propto (r/r_{200})^{1.1} e^{-(r/r_{200})^2} \quad (12)$$

(Walker et al. 2012b). At $r \sim 0.3 r_{200}$, the entropy profiles do not become flat and they are not much affected by the activities of central active galactic nuclei (AGNs). Thus, we assume that

$$K_{\text{obs}}(0.3r_{200}) = K_{\text{sim}}(0.3r_{200}), \quad (13)$$

which gives the normalization of eq. (12). Although there is a debate about an appropriate position of the normalization ($r \sim 0.3 r_{200}$; Eckert et al. 2013), it would not affect the following results when the observed entropy profiles significantly deviate from those predicted by the theoretical simulations. Fig. 1 shows $K_{\text{sim}}(r)$ and $K_{\text{obs}}(r)$ for $T_X = 8$ and 4 keV. Although K_{obs} slightly decreases at $r \gtrsim 0.7 r_{200}$, the curve should be regarded as ‘flat’ for $r \gtrsim 0.5 r_{200}$ considering the errors of the observations. We note that while non-thermal pressure owing to turbulence in gas may affect the entropy profile (Lau, Kravtsov, & Nagai 2009), it should be included in K_{sim} obtained by high-resolution numerical simulations that can follow turbulence. Thus, the difference between K_{sim} and K_{obs} is made by something other than the non-thermal pressure.

We assume that a cluster gradually grows from the inside to the outside as it accretes matter from the outside. The entropy of the gas that falls into the cluster may not be zero, because it could have been heated through activities of galaxies and AGNs in the field (Kaiser 1991; Cavaliere, Menci, & Tozzi 1997; Ponman, Cannon, & Navarro 1999). In fact, widely distributed metals outside clusters may indicate such activities (Fujita et al. 2008). The entropy of the gas before passing accretion shocks is estimated to be $K_{\text{out}} \sim 100\text{--}400 \text{ keV cm}^2$ (Voit et al. 2003), and we adopt $K_{\text{out}} = K_0 = 200 \text{ keV cm}^2$.

We ignore heating and cooling of the gas except for the heating at accretion shocks around the cluster ($r \gtrsim r_{200}$). The motion of the gas is fundamentally controlled by the gravity from dark matter, and thus the infall velocity of the gas toward the cluster and the Mach number of the accretion shocks (\mathcal{M}_0) do not much depend on the presence or absence of the CR acceleration at the shocks, while the postshock gas (region 2) is significantly affected by it. Therefore, the Mach number of the shock $\mathcal{M}_0 = \mathcal{M}(r)$, through which the

gas located at the radius r at present had passed, can be estimated using $K_{\text{sim}}(r)$ and K_{out} . Since $K_{\text{sim}}(r)$ is the entropy when the CR acceleration is ignored, the relation among \mathcal{M} , K_{sim} and K_{out} should be described by the Rankine-Hugoniot relation that does not include the effects of CRs ($\chi_1 = 1$):

$$\frac{K_{\text{sim}}(r)}{K_{\text{out}}} = \frac{2\gamma_g \mathcal{M}(r)^2 - (\gamma_g - 1)}{\gamma_g + 1} \left[\frac{(\gamma_g - 1)\mathcal{M}(r)^2 + 2}{(\gamma_g + 1)\mathcal{M}(r)^2} \right]^{\gamma_g}. \quad (14)$$

Fig. 2 shows the profiles of the Mach number $\mathcal{M}(r)$ derived from eq. (14). The Mach number is the increasing function of r and reaches $\mathcal{M} \sim 10$ at $r \sim r_{200}$. We emphasize that entropy is conserved for a given gas element, and that the gas observed at r at present was not necessarily there when it passed a shock. Therefore, *the radius of the shock could be larger than r_{200} at the time when the gas passed the shock*. In other words, the position of the shock is not specified in our model.

Assuming that the CR acceleration makes K_{obs} smaller than K_{sim} at the outskirts of clusters, the entropy difference at the shocks for the observed clusters is obtained by using eqs. (9) and (10) with $\mathcal{M}_0 = \mathcal{M}(r)$:

$$\Delta S[\mathcal{M}(r), \chi_1(r)] = \frac{3}{2} k_B \ln \left[\frac{K_{\text{obs}}(r)}{K_{\text{out}}} \right]. \quad (15)$$

Since we already know $K_{\text{obs}}(r)$ (eqs. [12] and [13]) and $\mathcal{M}(r)$ (Fig. 2), we can derive $\chi_1(r)$ from eq. (15).

3. Results and Discussion

From $\mathcal{M}_0 = \mathcal{M}(r)$ and $\chi_1(r)$, we obtain $\epsilon_{\text{esc}}(r) = \epsilon_{\text{esc}}[\mathcal{M}(r), \chi_1(r)]$ and $w(r) = w[\mathcal{M}(r), \chi_1(r)]$ using eqs. (5)–(8), which are shown in Fig. 3. In the calculations, we assumed that $\gamma_{\text{cr}} = 4/3$. Fig. 3 shows that ϵ_{esc} and w increase outwards and reach $\epsilon_{\text{esc}} \sim 0.07$ and $w \sim 0.4$ at $r \sim r_{200}$. These values are often estimated for the Galactic SNRs (Vink et al. 2010), although their Mach numbers are typically an order of magnitude larger than those of the cluster shocks considered in this study. Nevertheless it is interesting that clusters have similar values of ϵ_{esc} and w . Since other factors such as the clumping of the gas (Nagai & Lau 2011) or the decrease of matter accretion toward the clusters (Cavaliere, Lapi, & Fusco-Femiano 2011) may partially contribute to the decrease of the entropy, the actual values of ϵ_{esc} and w could be somewhat smaller than the above values.

We implicitly assumed that the accretion shock is a single shock. However, the accreted gas might have passed multiple shocks. In that case, the Mach number of the inner shocks

may be smaller than \mathcal{M} in Fig. 2, because of the heating at the outer shocks. Thus, our model could not be applied to dynamically active clusters that have complicated shock structures. However, the CRs may be reaccelerated at multiple shocks and the acceleration efficiency may be large in spite of the low Mach numbers (Kang & Ryu 2011). Therefore, CR acceleration at multiple shocks with small Mach numbers may be qualitatively similar to that at a shock with a large Mach number. At least we can say that the difference between K_{obs} and K_{sim} indicate that a significant fraction of the gas energy must have been converted to CRs even in the case of multiple shocks.

Some of cosmological numerical simulations do not show the drastic temperature decrease or density increase at cluster outskirts in spite of CR acceleration (e.g. Pfrommer et al. 2007; Vazza et al. 2012). Although we could not identify the reason, it may be because their assumed acceleration efficiency is smaller than the ones we obtained. In fact, if a constant high efficiency of 50% is adopted, the temperature significantly drops (Fig. 3 of Pfrommer et al. 2007). Moreover, the efficiency in the central region of a cluster may need to be much lower than that at the outskirt in order to reproduce the flat entropy profile. In our model, the CR acceleration is prohibited in the central region because of the low Mach number attributed to the preheated gas ($K_{\text{out}} > 0$). This leads to low density of CR protons and their less interaction with gas protons in the central region. This may be favorable for non-detection of gamma-rays from the central regions of clusters (Ackermann et al. 2010), because gamma-rays are produced through the proton-proton interaction.

Our model predicts that entropy decreases in the region where CR acceleration is effective. The CR pressure is $w \gtrsim 0.1$, which is the typical value for the Galactic SNRs (Vink et al. 2010), at $0.5 r_{200} \lesssim r \lesssim r_{200}$ (Fig. 3b). In this region, synchrotron emission from electrons (‘radio relics’) has often been discovered (Feretti et al. 2012). Although the electrons seem to be accelerated at shocks created during cluster mergers, the Mach numbers are relatively small ($\mathcal{M} \sim 2\text{--}4$) (van Weeren et al. 2011; Akamatsu & Kawahara 2013). At these small Mach numbers, CR acceleration may be difficult. However, if there is pre-existing CR population, their reacceleration at the shocks could increase their energy high enough to emit the synchrotron radiation (Kang & Ryu 2011). The entropy decrease at cluster outskirts may indicate the existence of the pre-existing CR population. Moreover, the CRs may amplify magnetic fields (Lucek & Bell 2000; Bell 2004; Fujita, Ohira, & Takahara 2010; Fujita et al. 2011). Thus, magnetic fields amplified by the CRs may be found at the cluster outskirts in the future. The CRs accelerated at the accretion shocks may contain ultra-high-energy ones (Inoue, Aharonian, & Sugiyama 2005).

We should note that the flat entropy profiles have not been confirmed in the combined analysis of the pressure profiles obtained with *Planck* and the density profiles obtained with

ROSAT (Eckert et al. 2013). In that study, the entropy continues to increase outwards. If this is the case, our model indicates that the CR acceleration efficiency is much smaller than the ones we estimated above. This could constrain the forementioned reacceleration model for the radio relics. This fact also shows that the future confirmation of the entropy profiles is important in terms of the CR acceleration in clusters. At present, the model and observational uncertainties suggest that the estimated values of $\epsilon_{\text{esc}} \sim 0.07$ and $w \sim 0.4$ at $r \sim r_{200}$ at the beginning of this section should be regarded as upper limits.

We appreciate the referee’s useful comments. We thank F. Takahara and D. Nagai for useful discussions. This work was supported by KAKENHI (YF: 23540308, YO: No.24.8344).

REFERENCES

- Ackermann, M., Ajello, M., Allafort, A., et al. 2010, *ApJ*, 717, L71
- Akahori, T., & Yoshikawa, K. 2008, *PASJ*, 60, L19
- Akamatsu, H., Hoshino, A., Ishisaki, Y., et al. 2011, *PASJ*, 63, 1019
- Akamatsu, H., & Kawahara, H. 2013, *PASJ*, 65, 16
- Bautz, M. W., Miller, E. D., Sanders, J. S., et al. 2009, *PASJ*, 61, 1117
- Bell, A. R. 2004, *MNRAS*, 353, 550
- Brunetti, G., Setti, G., Feretti, L., & Giovannini, G. 2001, *MNRAS*, 320, 365
- Burns, J. O., Skillman, S. W., & O’Shea, B. W. 2010, *ApJ*, 721, 1105
- Cavaliere, A., Lapi, A., & Fusco-Femiano, R. 2011, *ApJ*, 742, 19
- Cavaliere, A., Menci, N., & Tozzi, P. 1997, *ApJ*, 484, L21
- Drury, L. O. 1983, *Reports on Progress in Physics*, 46, 973
- Drury, L. O., & Voelk, J. H. 1981, *ApJ*, 248, 344
- Eckert, D., Molendi, S., Vazza, F., Ettori, S., & Paltani, S. 2013, *A&A*, 551, A22
- Evrard, A. E., Metzler, C. A., & Navarro, J. F. 1996, *ApJ*, 469, 494
- Feretti, L., Giovannini, G., Govoni, F., & Murgia, M. 2012, *A&A Rev.*, 20, 54

- Fujita, Y., & Ohira, Y. 2011, *ApJ*, 738, 182
- Fujita, Y., & Ohira, Y. 2012, *ApJ*, 746, 53
- Fujita, Y., & Ohira, Y. 2013, *MNRAS*, 428, 599
- Fujita, Y., Ohira, Y., & Takahara, F. 2010, *ApJ*, 712, L153
- Fujita, Y., & Sarazin, C. L. 2001, *ApJ*, 563, 660
- Fujita, Y., Takahara, F., Ohira, Y., & Iwasaki, K. 2011, *MNRAS*, 415, 3434
- Fujita, Y., Takizawa, M., & Sarazin, C. L. 2003, *ApJ*, 584, 190
- Fujita, Y., Tawa, N., Hayashida, K., et al. 2008, *PASJ*, 60, 343
- Hoshino, A., Henry, J. P., Sato, K., et al. 2010, *PASJ*, 62, 371
- Ichikawa, K., Matsushita, K., Okabe, N., et al. 2013, *arXiv:1302.0095*
- Inoue, S., Aharonian, F. A., & Sugiyama, N. 2005, *ApJ*, 628, L9
- Kaiser, N. 1991, *ApJ*, 383, 104
- Kang, H., & Ryu, D. 2011, *ApJ*, 734, 18
- Kang, H., & Jones, T. W. 2005, *ApJ*, 620, 44
- Kawaharada, M., Okabe, N., Umetsu, K., et al. 2010, *ApJ*, 714, 423
- Lau, E. T., Kravtsov, A. V., & Nagai, D. 2009, *ApJ*, 705, 1129
- Lucek, S. G., & Bell, A. R. 2000, *MNRAS*, 314, 65
- Malkov, M. A., & O’C Drury, L. 2001, *Reports on Progress in Physics*, 64, 429
- Nagai, D., & Lau, E. T. 2011, *ApJ*, 731, L10
- Pfrommer, C., Enßlin, T. A., Springel, V., Jubelgas, M., & Dolag, K. 2007, *MNRAS*, 378, 385
- Planck Collaboration, Ade, P. A. R., Aghanim, N., et al. 2013, *A&A*, 550, A131
- Ponman, T. J., Cannon, D. B., & Navarro, J. F. 1999, *Nature*, 397, 135
- Rudd, D. H., & Nagai, D. 2009, *ApJ*, 701, L16

- Ryu, D., Kang, H., Hallman, E., & Jones, T. W. 2003, *ApJ*, 593, 599
- Sato, T., Sasaki, T., Matsushita, K., et al. 2012, *PASJ*, 64, 95
- Simionescu, A., Allen, S. W., Mantz, A., et al. 2011, *Science*, 331, 1576
- Skillman, S. W., O’Shea, B. W., Hallman, E. J., Burns, J. O., & Norman, M. L. 2008, *ApJ*, 689, 1063
- van Weeren, R. J., Brüggen, M., Röttgering, H. J. A., & Hoeft, M. 2011, *MNRAS*, 418, 230
- Vazza, F., Brüggen, M., Gheller, C., & Brunetti, G. 2012, *MNRAS*, 421, 3375
- Vink, J., Yamazaki, R., Helder, E. A., & Schure, K. M. 2010, *ApJ*, 722, 1727
- Voit, G. M., Balogh, M. L., Bower, R. G., Lacey, C. G., & Bryan, G. L. 2003, *ApJ*, 593, 272
- Voit, G. M., Kay, S. T., & Bryan, G. L. 2005, *MNRAS*, 364, 909
- Walker, S. A., Fabian, A. C., Sanders, J. S., & George, M. R. 2012a, *MNRAS*, 424, 1826
- Walker, S. A., Fabian, A. C., Sanders, J. S., & George, M. R. 2012b, *MNRAS*, 427, L45
- Wong, K.-W., & Sarazin, C. L. 2009, *ApJ*, 707, 1141

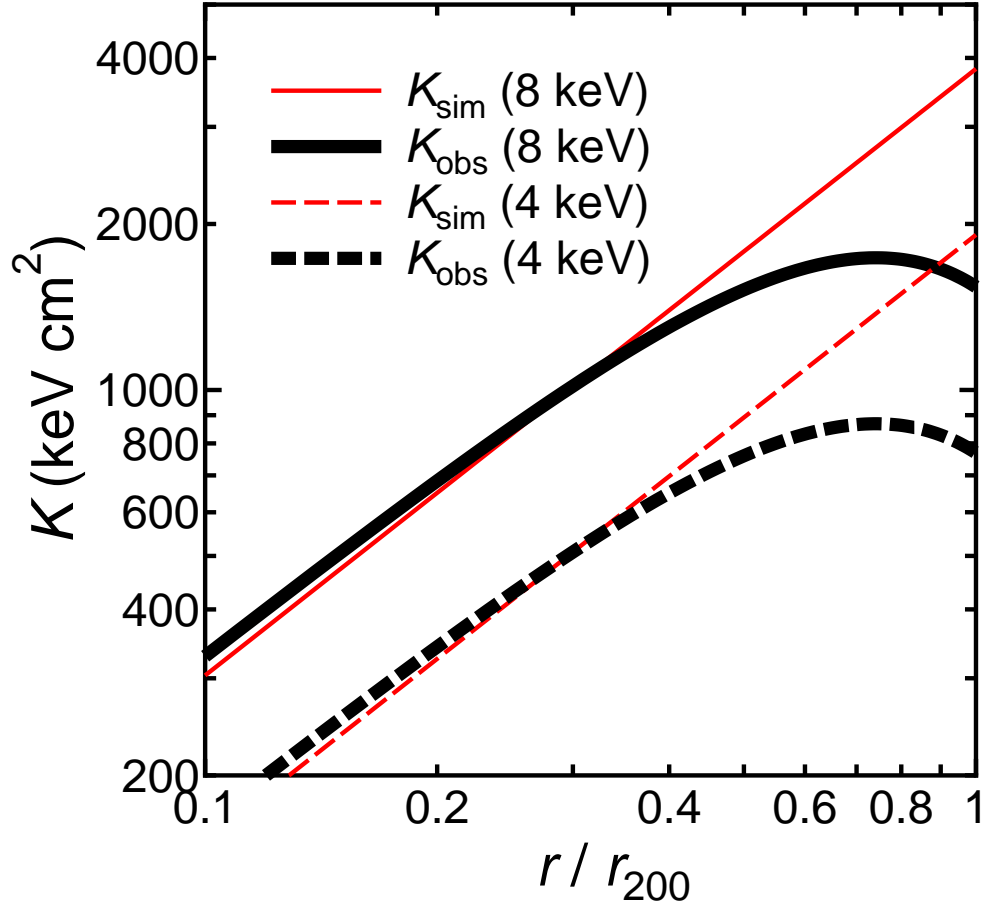


Fig. 1.— Profiles of K_{sim} (thin lines) and K_{obs} (thick lines) for $T_X = 8 \text{ keV}$ (solid lines) and $T_X = 4 \text{ keV}$ (dashed lines)

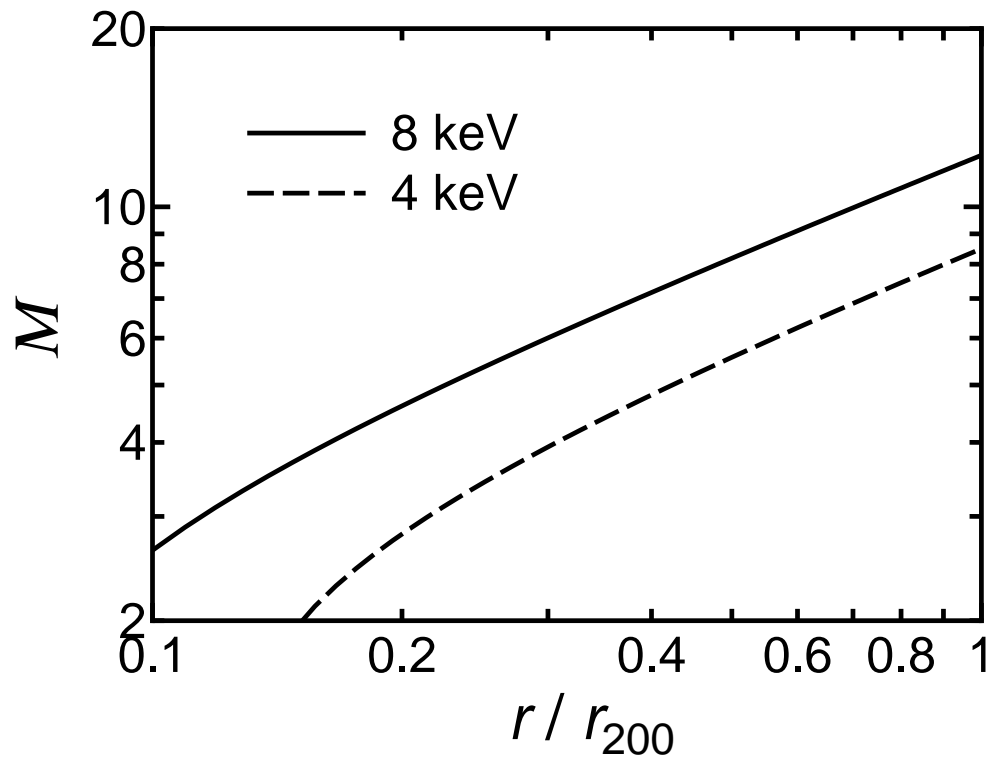


Fig. 2.— Profiles of \mathcal{M} for $T_X = 8$ keV (solid line) and $T_X = 4$ keV (dashed line).

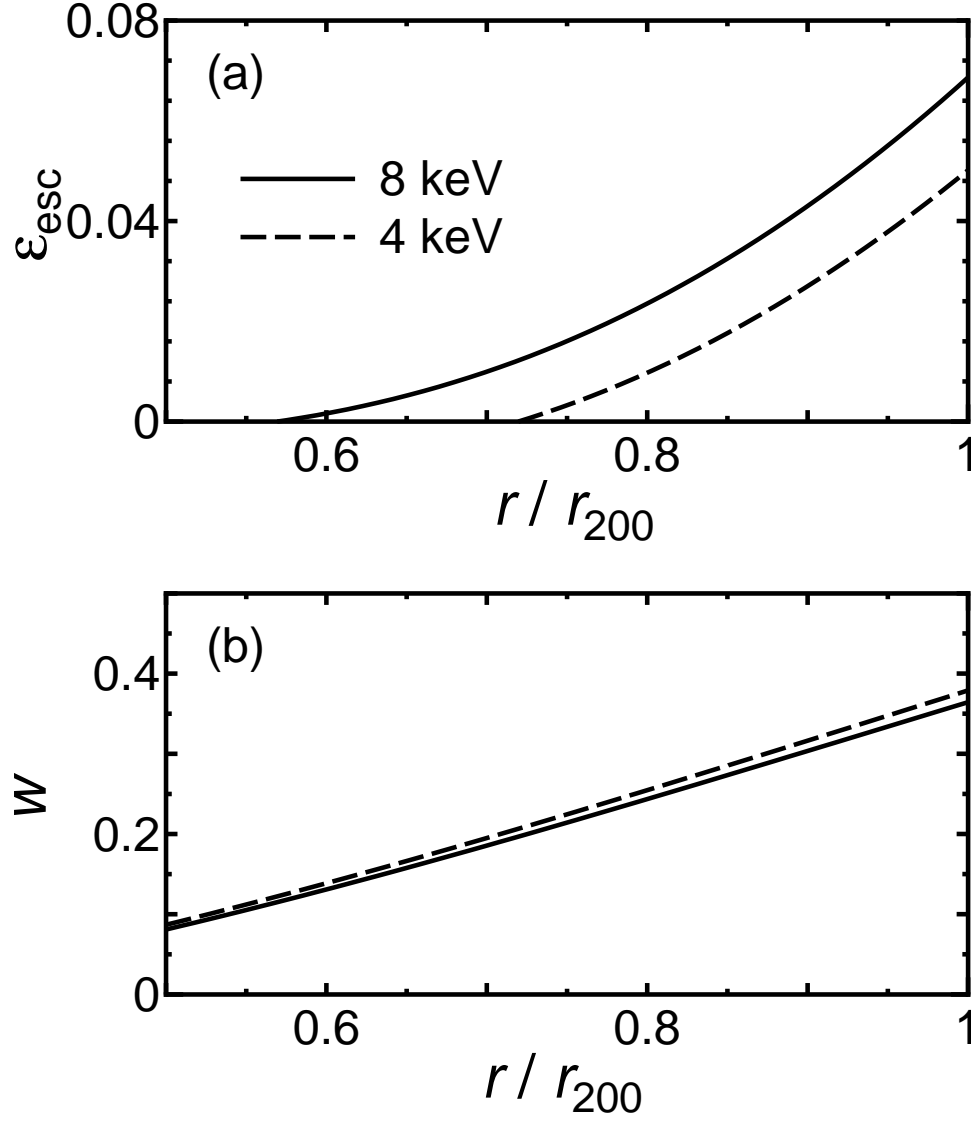


Fig. 3.— Profiles of (a) ϵ_{esc} and (b) w for $T_X = 8$ keV (solid lines) and $T_X = 4$ keV (dashed lines).