

Elliptic Flow Suppression due to Hadron Mass Spectrum

Jacquelyn Noronha-Hostler,¹ Jorge Noronha,¹ Gabriel S. Denicol,²
Rone P. G. Andrade,¹ Frédérique Grassi,¹ and Carsten Greiner³

¹*Instituto de Física, Universidade de São Paulo, C.P. 66318, 05315-970 São Paulo, SP, Brazil*

²*Department of Physics, McGill University, 3600 University Street, Montreal, Quebec, H3A 2T8, Canada*

³*Institut für Theoretische Physik, Goethe Universität, Frankfurt, Germany*

Hadron resonance gas models provide a good description of the equation of state of quantum chromodynamics determined by lattice QCD calculations at temperatures $T \sim 100 - 155$ MeV. In this paper we investigate the effects of an exponentially increasing hadron mass spectrum (Hagedorn spectrum) on the azimuthal anisotropy of the rapidly expanding matter formed in ultrarelativistic heavy ion collisions. If the temperature at which the conversion from fluid degrees of freedom to hadrons is sufficiently close to the Hagedorn temperature, the production of Hagedorn resonances suppresses the differential elliptic flow of all hadron species.

PACS numbers: 12.38.Mh, 24.10.Pa, 24.85.+p, 25.75.Dw

Ultrarelativistic heavy ion collisions at the Relativistic Heavy Ion Collider (RHIC) and the Large Hadron Collider (LHC) are able to reach temperatures high enough to create and study the Quark-Gluon Plasma (QGP). Nevertheless, extracting the QGP properties from heavy ion collisions is still a challenge since this state of matter is only created transiently. Experimentally, it is only possible to measure hadrons, leptons, and photons produced throughout the collision with most of the hadrons being formed in the final stages of the collision.

Therefore, in order to study the properties of the QGP, we have to model the whole heavy ion collision: from the formation and thermalization of the QGP to the dynamics of the hadron rich medium formed at the end of the reaction. The theoretical modeling of ultrarelativistic heavy ion collisions has become very sophisticated in the last decade, achieving a level of precision without precedent. Currently, a state of the art description of the QGP formation and subsequent evolution should incorporate: 1) a description of the pre-equilibrium phase of the QGP using gluon saturation inspired models [1], 2) the time evolution of the QGP using second order relativistic dissipative fluid dynamics, 3) a conversion to a hadron rich phase in local thermodynamic equilibrium via Lattice QCD (LQCD) equations of state [2–6], and finally 4) a description of hadronic matter using hadronic cascade simulations. For the current theoretical description of heavy ion collisions see [7–21].

A simulation that includes at least items 2) and 4) is usually referred to as hybrid model (see, for instance, [7]), which couples fluid dynamics to hadronic transport simulations. These are thought to provide a more reliable description of the hadronic matter formed at the late stages of the collision which would then remove uncertainties in the extraction of thermodynamic and transport properties of the QGP.

In practice, in hybrid models the transition between the fluid degrees of freedom to the hadronic ones is implemented via the Cooper-Frye method [22]. Usually this

procedure employs an isothermal space-time hypersurface, with the distribution of hadrons computed in such a hypersurface being used as an initial condition and also boundary condition for the hadron cascade simulation. Note that in order to implement this process it is necessary to provide not only the momentum distribution of hadrons inside each fluid element but also the hadron chemistry of the system. At the temperatures when most hybrid models switch from fluid dynamics to transport theory, $T_{sw} \sim 130 - 165$ MeV, the hadron chemistry is not fully known and is still a subject of intense investigation.

Recently, LQCD thermodynamics [3] at temperatures $T \sim 100 - 155$ MeV has been shown to be compatible with calculations performed using Hadron Resonance Gas (HRG) models where the hadron density of states increases exponentially $\rho(m) \sim g(m) \exp(m/T_H)$ with $\lim_{m/T_H \gg 1} g(m) = 0$ [23, 24]. The main parameter that characterizes the increase of the hadron density of states in this case is T_H , known as the Hagedorn temperature [25, 26], which is an energy scale of the order of the QCD (pseudo) phase transition temperature [2–5]. In this paper, the hadronic states with masses larger than those measured in the particle data book [27] $m > 2.5$ GeV, whose existence is implied by $\rho(m)$, are called Hagedorn resonances. These massive states were shown to affect chemical equilibration times [28–30], particle ratios [31], and the shear viscosity of a hadronic gas [32, 33]. While an experimental confirmation of an exponential increase in the number of hadron states may be challenging [34–36], the validity of such an exponential spectrum is motivated by the success of hadron models in describing low T lattice data in $SU(3)$ pure glue [37, 38] and also QCD [23, 24].

In this letter we show that the presence of Hagedorn resonances in the equation of state has an effect on the basic dynamical observables of heavy ion collisions leading to an increase in the total hadron particle spectrum and to a suppression of the differential elliptic flow of all

hadrons species. The effect will be more significant in hybrid models in which the fluid degrees of freedom are usually converted into hadronic ones at isothermal hypersurfaces with temperatures where Hagedorn resonances are highly populated. This introduces a new source of uncertainty to the determination of the viscosity effects in the QGP formed in ultra-relativistic heavy ion collisions.

The thermodynamics of a resonance gas with Hagedorn-like resonances has been studied a long time ago [39–42]. The equilibrium pressure of such a system at temperature T is given by (we use classical statistics throughout this paper, for simplicity)

$$p(T) = \frac{T^2}{2\pi^2} \int_{m_{min}}^{M_{max}} dm m^2 \rho(m) K_2(m/T), \quad (1)$$

where the integral is limited from below by a mass scale m_{min} (taken here to be zero) and from above by M_{max} . The standard HRG pressure computed using the discrete set of hadron states from the particle data group can be obtained from this continuum model by taking the appropriate discrete limit of the integral above. The effect of Hagedorn resonances on the thermodynamics can be seen in Fig. 1. Following [23, 24], the trace anomaly obtained from lattice calculations [3] is compared to that of the HRG model and also to that found in Hagedorn gas models with density of states: $\rho_1(m) = A_1 e^{m/T_{H1}}$ with $A_1 = 2.84 \text{ GeV}^{-1}$ and $T_{H1} = 0.252 \text{ GeV}$ and $\rho_2(m) = A_2 e^{m/T_{H2}} / (m^2 + m_0^2)^{3/2}$ [24] where $A_2 = 0.37 \text{ GeV}^2$, $T_{H2} = 0.167 \text{ GeV}$, and $m_0 = 0.5 \text{ GeV}$ (with maximum masses taken to infinity). One can see that the inclusion of Hagedorn states into the resonance gas model allows for agreement with lattice data up to $T \sim 155 \text{ MeV}$ [23, 24, 43].

In a single component gas, an increase in the system's total energy leads to an increase of the individual energy of the particles and, consequently, to a higher temperature and larger particle number density. However, in the case of a gas with Hagedorn resonances, any extra energy given to the system is used to produce more and more species of heavier particles (according to the exponential spectrum), and not to increase the energy of each individual particle species (or the overall system's temperature) [44]. Since the typical switching temperature used in realistic hybrid models is similar to the Hagedorn temperature, this unusual way to redistribute energy via the production of heavier resonances will affect the overall momentum anisotropy of the particles that are introduced in the hadronic transport codes.

In fact, consider the standard Cooper-Frye procedure [22] for an ideal fluid over an isothermal hypersurface Σ with temperature T_{sw} . For simplicity, we take the perfect fluid approximation in this first study to better illustrate the effects of Hagedorn resonances. The particle distribution per unit rapidity for a given species of mass m_a

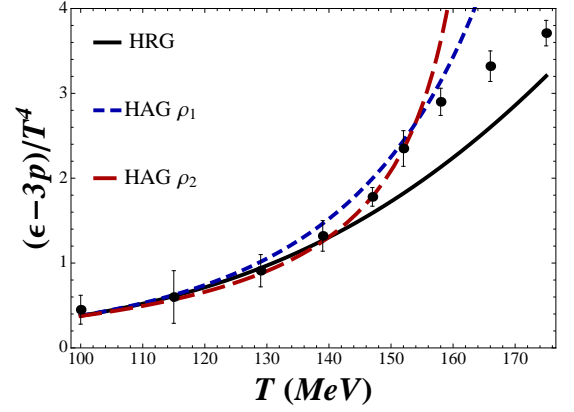


FIG. 1: Trace anomaly in the hadron resonance model. The black solid curve denotes the result obtained in the standard HRG model. The short dashed blue curve was computed using the model defined by the exponentially rising hadron mass spectrum $\rho_1(m)$ while the long dashed red curve was computed using $\rho_2(m)$ (both defined in the text). The data points correspond to $N_t = 10$ lattice data [3].

and degeneracy g_a is given by

$$\frac{dN_a}{dy p_T dp_T d\phi} = \frac{g_a}{(2\pi)^3} \int_{\Sigma} d\Sigma_{\mu} p^{\mu} e^{-p_{\mu} u^{\mu} / T_{sw}}, \quad (2)$$

where p_T is the particle's transverse momentum, ϕ is the momentum azimuthal angle, u^{μ} is the fluid's 4-velocity, and p^{μ} is the on-shell 4-momentum of the particle. The total particle distribution is given by sum over all the states produced at the freeze-out surface $dN/dy p_T dp_T = \sum_a dN_a/dy p_T dp_T$. Approximating this sum by an integral over the density of states $\rho(m)$, we then obtain that the overall particle distribution per unit rapidity is

$$\frac{dN}{dy p_T dp_T d\phi} = \int_0^{M_{max}} \frac{dm \rho(m)}{(2\pi)^3} \int_{\Sigma} d\Sigma_{\mu} p^{\mu} e^{-p_{\mu} u^{\mu} / T_{sw}}. \quad (3)$$

The total particle spectrum is given by $\frac{dN}{dy p_T dp_T} = \int d\phi \frac{dN}{dy p_T dp_T d\phi}$. The elliptic flow coefficient per unit of rapidity of the hadrons emitted from this hypersurface can be computed using the standard event plane method [45]

$$v_2(p_T) = \frac{\int_0^{2\pi} d\phi \frac{dN}{p_T dp_T d\phi} \cos[2(\phi - \psi_2)]}{\frac{dN}{dy p_T dp_T}}, \quad (4)$$

where ψ_2 is the event plane angle. The relevant p_T range for hydrodynamical behavior in ultra relativistic heavy ion collisions is $p_T^{max} < 3 \text{ GeV}$. Very heavy resonances with transverse masses $m_T = \sqrt{p_T^2 + m^2}$ a few times larger than p_T^{max} contribute to make the overall distribution more isotropic since $e^{-p_{\mu} u^{\mu} / T_{sw}} = e^{-m_T \gamma / T_{sw} (1 - \vec{p}_T \cdot \vec{v} / m_T)} \sim e^{-m \gamma / T_{sw}}$. In fact, it has been known for quite some time that for heavy hadrons the

differential elliptic flow generally increases slower with p_T in comparison to that found for light hadrons [11, 46]. Therefore, as T_{sw} is brought closer and closer to T_H , more of these heavy states are emitted and this “isotropization” mechanism induced by heavy resonances should lead to a suppression of the overall differential elliptic flow of the matter.

Moreover, note that as we increase M_{max} , more states are produced and the total number of particles increases. The p_T spectrum is also enhanced and this effect becomes more significant at high p_T . This occurs because the exponential term e^{m/T_H} in the density of states compensates the Boltzmann factor $e^{-mT\gamma/T_{sw}}$ for very heavy states and one obtains considerably more particles in the spectrum at high p_T by increasing M_{max} (heavy particles should have flatter p_T spectra in comparison to light particles). Also, while the velocity field in the hydrodynamic calculation is not particularly sensitive to the change in the EOS due to Hagedorn resonances, note that conservation of energy and momentum through the isothermal hypersurface implies that these heavy states must be produced when converting the fluid degrees of freedom into hadrons if the switching temperature is around 155 MeV.

We tested these arguments by computing the elliptic flow coefficient of hadrons emitted from an isothermal hypersurface of temperatures, $T_{sw} = 130$ and 155 MeV. The isothermal hypersurfaces were computed by solving (boost invariant) relativistic ideal fluid dynamics. We used a single averaged optical Glauber initial condition [47] to describe RHIC’s 20-30% most central events at $\sqrt{s} = 200$ GeV [48]. We further assumed that the initial transverse flow of the system is zero. This will be sufficient to understand the effects of the Hagedorn spectrum on the particle spectrum and elliptic flow, although event-by-event simulations would be required to investigate higher order Fourier coefficients. The equations of boost invariant ideal hydrodynamics are solved for this initial condition using a Smooth Particle Hydrodynamics (SPH) algorithm [50]. For simplicity, particle decays are not included and we fix the value of the energy density at the initialization time (1 fm/c) to match the expected number of direct pions for a given choice of the switching temperature. The equation of state used in this calculation is the one presented in [3], whose low temperature behavior was shown to be compatible with a hadron resonance gas that includes a Hagedorn spectrum [23, 24, 51].

In principle, the hadrons and resonances emitted from the isothermal hypersurface would rescatter and also decay, leading to further changes in the momentum distribution of hadrons and its anisotropy. This effect is not included in this work since our purpose is not to make realistic predictions for the values of flow coefficients but rather to estimate the effect the inclusion of Hagedorn resonances can have on such observables. Note, however, that one would expect that particle decays should not enhance the overall anisotropy of the expanding matter.

In Figs. 2 and 3 we show the differential elliptic flow of all hadron species at isothermal hypersurfaces of temperatures $T_{sw} = 0.130$ GeV and $T_{sw} = 0.155$ GeV, respectively. We assume that $T_{sw} = 0.155$ GeV is the largest temperature at which one can still reliably say that the Hagedorn gas describes the lattice data. We used the previously defined density of states $\rho_1(m)$ and $\rho_2(m)$. In both plots, the solid black curve corresponds to the value of elliptic flow in the case of an ordinary HRG without Hagedorn resonances while the short-dashed blue curve and the long-dashed red curve corresponds to the values of v_2 computed including Hagedorn resonances according to ρ_1 and ρ_2 , respectively. The maximum mass of the Hagedorn resonances was taken to infinity although we have verified that the results already saturate when $M_{max} \sim 10$ GeV.

One can see in both plots that the addition of Hagedorn resonances leads to a suppression of $v_2(p_T)$ with respect to the HRG calculation. Also, note that the v_2 computed using ρ_2 is smaller than that computed using ρ_1 , which was expected since $T_{H2} < T_{H1}$. In fact, note that the elliptic flow suppression for $T_{sw} = 0.155$ GeV is larger than that obtained when $T_{sw} = 0.130$ GeV. This confirms our expectation that the production of heavy Hagedorn resonances leads to a suppression of elliptic flow if the switching temperature is sufficiently close to the Hagedorn temperature. We checked that the suppression does increase even further if T_{sw} is taken to be 0.165 GeV. Also, we verified that the spectrum becomes flatter due to the effect of resonances in the p_T range where the suppression of $v_2(p_T)$ is more pronounced.

The elliptic flow suppression discussed here can be of the same order of the typical elliptic flow reduction obtained due to the inclusion of $\eta/s \sim 1/4\pi$ viscous effects (see, for instance, [17]). It would be interesting to investigate the interplay between the suppression of elliptic flow induced by heavy resonance production and that coming from viscous hydrodynamic effects. Also, the effects of these heavy resonances on the dynamics of the hadronic phase as described by current hadronic cascade simulations remains to be studied.

In conclusion, in this letter we showed that resonance production according to a Hagedorn spectrum leads to a significant suppression of the differential elliptic flow of all hadron species in ultrarelativistic heavy ion collisions if the switching temperature used in the conversion from fluid to hadronic degrees of freedom is close to the Hagedorn temperature. The isotropization mechanism implied by heavy resonance production should amount to a reduction of the higher flow harmonics as well, which can be verified by extending the study done here using event-by-event calculations [18]. Our results indicate that the inclusion of Hagedorn resonances in the description of the hadron rich phase formed in heavy ion collisions may be needed to improve the current estimates of the viscous effects in the QGP.

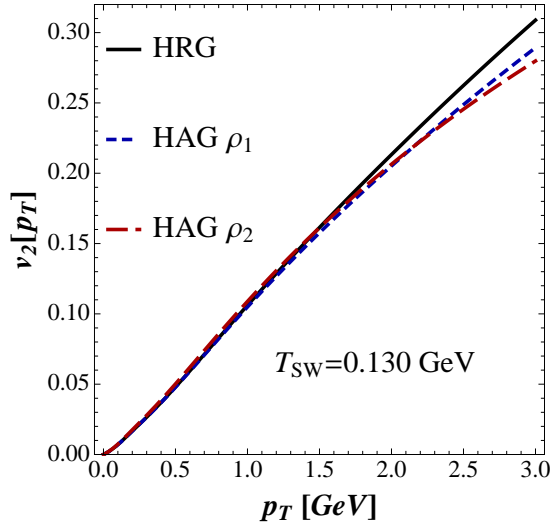


FIG. 2: Differential elliptic flow coefficient of all hadron species for 20-30% RHIC most central collisions computed using a single optical Glauber initial condition with freeze-out temperature $T_{sw} = 0.130$ GeV (no particle decays are included). The solid black curve corresponds to the value of the elliptic flow in the case of an ordinary hadron resonance gas model including all the states in the particle data book while the short-dashed blue curve and the long-dashed red curve corresponds to the values of v_2 computed adding Hagedorn resonances that follow the density of states ρ_1 and ρ_2 , respectively. The Hagedorn temperatures in ρ_1 and ρ_2 are $T_{H1} = 0.252$ GeV and $T_{H2} = 0.167$ GeV.

This work was supported by Fundação de Amparo à Pesquisa do Estado de São Paulo (FAPESP) and Conselho Nacional de Desenvolvimento Científico e Tecnológico (CNPq). G. S. Denicol is supported by the Natural Sciences and Engineering Research Council of Canada and thanks the University of São Paulo for the hospitality provided during the completion of this work. C. Greiner thanks the Helmholtz International Center for FAIR within the framework of the LOEWE program launched by the State of Hesse.

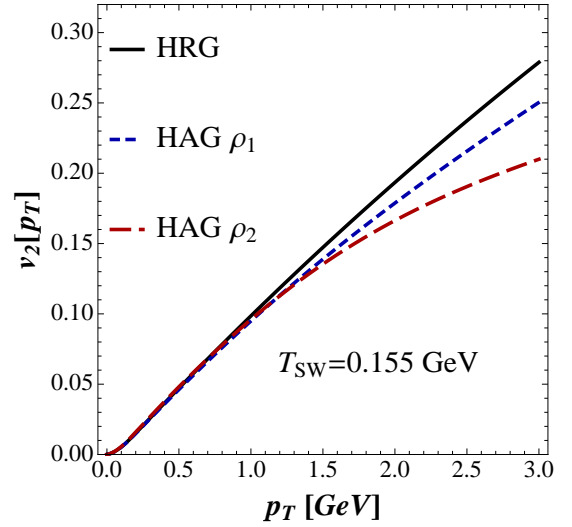


FIG. 3: Differential elliptic flow coefficient of all hadron species for 20-30% RHIC most central collisions computed using a single optical Glauber initial condition with freeze-out temperature $T_{sw} = 0.155$ GeV (no particle decays are included). The solid black curve corresponds to the value of the elliptic flow in the case of an ordinary hadron resonance gas model including all the states in the particle data book while the short-dashed blue curve and the long-dashed red curve corresponds to the values of v_2 computed adding Hagedorn resonances that follow the density of states ρ_1 and ρ_2 , respectively. The Hagedorn temperatures in ρ_1 and ρ_2 are $T_{H1} = 0.252$ GeV and $T_{H2} = 0.167$ GeV. A large suppression of v_2 with respect to the result from the HRG model is found when Hagedorn resonances are produced according to ρ_2 at $T_{sw} = 0.155$ GeV, which is close to T_{H2} .

[1] D. Kharzeev, E. Levin and M. Nardi, Phys. Rev. C **71**, 054903 (2005) [hep-ph/0111315]; H. -J. Drescher, A. Dumitru, A. Hayashigaki and Y. Nara, Phys. Rev. C **74**, 044905 (2006) [nucl-th/0605012]; B. Schenke, P. Tribedy and R. Venugopalan, Phys. Rev. Lett. **108**, 252301 (2012) [arXiv:1202.6646 [nucl-th]].

[2] Y. Aoki, G. Endrodi, Z. Fodor, S. D. Katz and K. K. Szabo, Nature **443**, 675 (2006) [hep-lat/0611014].

[3] S. Borsanyi, G. Endrodi, Z. Fodor, A. Jakovac, S. D. Katz, S. Krieg, C. Ratti and K. K. Szabo, JHEP **1011**, 077 (2010) [arXiv:1007.2580 [hep-lat]].

[4] Y. Aoki, Z. Fodor, S. D. Katz and K. K. Szabo, Phys. Lett. B **643**, 46 (2006) [hep-lat/0609068]; Y. Aoki, S. Borsanyi, S. Durr, Z. Fodor, S. D. Katz, S. Krieg and

K. K. Szabo, JHEP **0906**, 088 (2009) [arXiv:0903.4155 [hep-lat]]; S. Borsanyi *et al.* [Wuppertal-Budapest Collaboration], JHEP **1009**, 073 (2010) [arXiv:1005.3508 [hep-lat]].

[5] A. Bazavov, T. Bhattacharya, M. Cheng, C. DeTar, H. T. Ding, S. Gottlieb, R. Gupta and P. Hegde *et al.*, Phys. Rev. D **85**, 054503 (2012) [arXiv:1111.1710 [hep-lat]].

[6] P. Huovinen and P. Petreczky, Nucl. Phys. A **837**, 26 (2010) [arXiv:0912.2541 [hep-ph]].

[7] H. Song, S. A. Bass and U. Heinz, Phys. Rev. C **83**, 054912 (2011) [arXiv:1103.2380 [nucl-th]]; H. Song, S. A. Bass, U. Heinz, T. Hirano and C. Shen, Phys. Rev. C **83**, 054910 (2011) [arXiv:1101.4638 [nucl-th]]; Phys. Rev. Lett. **106**, 192301 (2011) [arXiv:1011.2783 [nucl-th]].

[8] T. Hirano, U. W. Heinz, D. Kharzeev, R. Lacey and Y. Nara, Phys. Lett. B **636**, 299 (2006) [nucl-th/0511046]; T. Hirano, P. Huovinen and Y. Nara, Phys. Rev. C **84**, 011901 (2011) [arXiv:1012.3955 [nucl-th]]; T. Hirano, P. Huovinen, K. Murase and Y. Nara, arXiv:1204.5814 [nucl-th].

[9] H. Niemi, G. S. Denicol, H. Holopainen and P. Huovinen, arXiv:1212.1008 [nucl-th]; H. Holopainen, H. Niemi and K. J. Eskola, Phys. Rev. C **83**, 034901 (2011) [arXiv:1007.0368 [hep-ph]].

[10] P. Bozek and W. Broniowski, Phys. Rev. C **85**,

- 044910 (2012) [arXiv:1203.1810 [nucl-th]]; P. Bozek and I. Wyskiel-Piekarska, Phys. Rev. C **85**, 064915 (2012) [arXiv:1203.6513 [nucl-th]].
- [11] P. Huovinen, P. F. Kolb, U. W. Heinz, P. V. Ruuskanen and S. A. Voloshin, Phys. Lett. B **503**, 58 (2001) [hep-ph/0101136].
- [12] C. Nonaka and S. A. Bass, Phys. Rev. C **75**, 014902 (2007) [nucl-th/0607018].
- [13] K. Werner, I. Karpenko, T. Pierog, M. Bleicher and K. Mikhailov, Phys. Rev. C **82**, 044904 (2010) [arXiv:1004.0805 [nucl-th]].
- [14] R. A. Soltz, I. Garishvili, M. Cheng, B. Abelev, A. Glenn, J. Newby, L. A. L. Levy and S. Pratt, arXiv:1208.0897 [nucl-th].
- [15] P. Romatschke and U. Romatschke, Phys. Rev. Lett. **99**, 172301 (2007) [arXiv:0706.1522 [nucl-th]]; M. Luzum and P. Romatschke, Phys. Rev. C **78**, 034915 (2008) [Erratum-ibid. C **79**, 039903 (2009)] [arXiv:0804.4015 [nucl-th]]; K. Dusling and D. Teaney, Phys. Rev. C **77**, 034905 (2008) [arXiv:0710.5932 [nucl-th]].
- [16] H. Niemi, G. S. Denicol, P. Huovinen, E. Molnar and D. H. Rischke, Phys. Rev. Lett. **106**, 212302 (2011) [arXiv:1101.2442 [nucl-th]].
- [17] C. Gale, S. Jeon, B. Schenke, P. Tribedy and R. Venugopalan, Phys. Rev. Lett. **110**, 012302 (2013) [arXiv:1209.6330 [nucl-th]]; S. Ryu, S. Jeon, C. Gale, B. Schenke and C. Young, arXiv:1210.4588 [hep-ph]; B. Schenke, S. Jeon and C. Gale, Phys. Rev. Lett. **106**, 042301 (2011) [arXiv:1009.3244 [hep-ph]]; Phys. Rev. C **85**, 024901 (2012) [arXiv:1109.6289 [hep-ph]].
- [18] F. G. Gardim, F. Grassi, M. Luzum and J. -Y. Ollitrault, Phys. Rev. Lett. **109**, 202302 (2012) [arXiv:1203.2882 [nucl-th]]; F. G. Gardim, F. Grassi, M. Luzum and J. -Y. Ollitrault, Phys. Rev. C **85**, 024908 (2012) [arXiv:1111.6538 [nucl-th]]; J. Takahashi, B. M. Tavares, W. L. Qian, R. Andrade, F. Grassi, Y. Hama, T. Kodama and N. Xu, Phys. Rev. Lett. **103**, 242301 (2009) [arXiv:0902.4870 [nucl-th]]; R. P. G. Andrade, F. Grassi, Y. Hama, T. Kodama and W. L. Qian, Phys. Rev. Lett. **101**, 112301 (2008) [arXiv:0805.0018 [hep-ph]]; R. Andrade, F. Grassi, Y. Hama, T. Kodama and O. Socolowski, Jr., Phys. Rev. Lett. **97**, 202302 (2006) [nucl-th/0608067]; Y. Hama, R. P. G. Andrade, F. Grassi, O. Socolowski, Jr., T. Kodama, B. Tavares and S. S. Padula, Nucl. Phys. A **774**, 169 (2006) [hep-ph/0510096]; Y. Hama, T. Kodama and O. Socolowski, Jr., Braz. J. Phys. **35**, 24 (2005) [hep-ph/0407264]; O. Socolowski, Jr., F. Grassi, Y. Hama and T. Kodama, Phys. Rev. Lett. **93**, 182301 (2004) [hep-ph/0405181]; C. E. Aguiar, T. Kodama, T. Osada and Y. Hama, J. Phys. G **27**, 75 (2001) [hep-ph/0006239]; C. E. Aguiar, Y. Hama, T. Kodama and T. Osada, Nucl. Phys. A **698**, 639 (2002) [hep-ph/0106266].
- [19] H. Petersen, R. La Placa and S. A. Bass, J. Phys. G **39**, 055102 (2012) [arXiv:1201.1881 [nucl-th]]; H. Petersen, V. Bhattacharya, S. A. Bass and C. Greiner, Phys. Rev. C **84**, 054908 (2011) [arXiv:1105.0340 [nucl-th]]; H. Petersen and M. Bleicher, Phys. Rev. C **81**, 044906 (2010) [arXiv:1002.1003 [nucl-th]]; H. Petersen, G. -Y. Qin, S. A. Bass and B. Muller, Phys. Rev. C **82**, 041901 (2010) [arXiv:1008.0625 [nucl-th]]; G. -Y. Qin, H. Petersen, S. A. Bass and B. Muller, Phys. Rev. C **82**, 064903 (2010) [arXiv:1009.1847 [nucl-th]]; H. Petersen, J. Steinheimer, G. Burau, M. Bleicher and H. Stocker, Phys. Rev. C **78**, 044901 (2008) [arXiv:0806.1695 [nucl-th]].
- [20] S. A. Bass, A. Dumitru, M. Bleicher, L. Bravina, E. Zabrodin, H. Stoecker and W. Greiner, Phys. Rev. C **60**, 021902 (1999) [nucl-th/9902062]; S. A. Bass and A. Dumitru, Phys. Rev. C **61**, 064909 (2000) [nucl-th/0001033]; S. Soff, S. A. Bass and A. Dumitru, Phys. Rev. Lett. **86**, 3981 (2001) [nucl-th/0012085].
- [21] D. Teaney, J. Lauret and E. V. Shuryak, Phys. Rev. Lett. **86**, 4783 (2001) [nucl-th/0011058]; D. Teaney, J. Lauret and E. V. Shuryak, nucl-th/0110037.
- [22] F. Cooper and G. Frye, Phys. Rev. D **10**, 186 (1974).
- [23] A. Majumder, B. Muller, Phys. Rev. Lett. **105**, 252002 (2010). [arXiv:1008.1747 [hep-ph]].
- [24] J. Noronha-Hostler, J. Noronha and C. Greiner, Phys. Rev. C **86**, 024913 (2012) [arXiv:1206.5138 [nucl-th]].
- [25] R. Hagedorn, Nuovo Cim. Suppl. **3**, 147 (1965); Nuovo Cim. A **56**, 1027 (1968).
- [26] S. C. Frautschi, Phys. Rev. **D3**, 2821-2834 (1971).
- [27] S. Eidelman *et al.*, Phys. Lett. B **592** (2004) 1.
- [28] J. Noronha-Hostler, C. Greiner and I. A. Shovkovy, Phys. Rev. Lett. **100**, 252301 (2008) [arXiv:0711.0930 [nucl-th]].
- [29] J. Noronha-Hostler, J. Noronha, H. Ahmad, I. Shovkovy and C. Greiner, Nucl. Phys. A **830**, 745C (2009) [arXiv:0907.4963 [nucl-th]].
- [30] J. Noronha-Hostler, M. Beitel, C. Greiner and I. Shovkovy, Phys. Rev. C **81**, 054909 (2010) [arXiv:0909.2908 [nucl-th]].
- [31] J. Noronha-Hostler, H. Ahmad, J. Noronha and C. Greiner, Phys. Rev. C **82**, 024913 (2010) [arXiv:0906.3960 [nucl-th]].
- [32] J. Noronha-Hostler, J. Noronha and C. Greiner, Phys. Rev. Lett. **103**, 172302 (2009) [arXiv:0811.1571 [nucl-th]].
- [33] S. Pal, Phys. Lett. B **684**, 211 (2010) [arXiv:1001.1585 [nucl-th]].
- [34] W. Broniowski and W. Florkowski, Phys. Lett. B **490**, 223 (2000) [hep-ph/0004104].
- [35] W. Broniowski, W. Florkowski and L. Y. Glozman, Phys. Rev. D **70**, 117503 (2004) [arXiv:hep-ph/0407290].
- [36] T. D. Cohen and V. Krejcirik, J. Phys. G **39**, 055001 (2012) [arXiv:1107.2130 [hep-ph]].
- [37] H. B. Meyer, Phys. Rev. D **80**, 051502 (2009) [arXiv:0905.4229 [hep-lat]].
- [38] S. Borsanyi, G. Endrodi, Z. Fodor, S. D. Katz and K. K. Szabo, arXiv:1204.6184 [hep-lat].
- [39] R. Hagedorn and J. Rafelski, Phys. Lett. B **97**, 136 (1980).
- [40] J. I. Kapusta and K. A. Olive, Nucl. Phys. A **408**, 478 (1983).
- [41] G. M. Welke, R. Venugopalan and M. Prakash, Phys. Lett. B **245**, 137 (1990).
- [42] R. Venugopalan and M. Prakash, Nucl. Phys. A **546**, 718 (1992).
- [43] The thermodynamic functions of the Hagedorn gas computed using these different mass spectra provide a good description of the lattice data in the temperature range from $T \sim 100 - 155$ MeV [24]. Also, the thermodynamic properties of the usual HRG model defined using the states from the particle data book can be recovered by restricting the upper limit in the mass integral to be 1.7 GeV for $p_1(m)$ [23].
- [44] P. Blanchard, S. Fortunato and H. Satz, Eur. Phys. J. C

- 34**, 361 (2004) [hep-ph/0401103].
- [45] A. M. Poskanzer and S. A. Voloshin, Phys. Rev. C **58**, 1671 (1998) [nucl-ex/9805001].
 - [46] N. Borghini and J. -Y. Ollitrault, Phys. Lett. B **642**, 227 (2006) [nucl-th/0506045].
 - [47] M. L. Miller, K. Reygers, S. J. Sanders and P. Steinberg, Ann. Rev. Nucl. Part. Sci. **57**, 205 (2007) [nucl-ex/0701025].
 - [48] Our average 20-30% most central event corresponds to the average of 700 Monte Carlo Glauber generated events with number of participants between 139-196. At 130 MeV we assumed that 169 pions come from direct decays in the 0-5% centrality class while at 155 MeV we obtain 110 direct pions.
 - [49] G. S. Denicol, T. Kodama, T. Koide and P. .Mota, Phys. Rev. C **80**, 064901 (2009) [arXiv:0903.3595 [hep-ph]].
 - [50] A fully detailed description of this code will be published shortly. For a reference on the SPH algorithm see [18] or [49].
 - [51] At temperatures below 50 MeV, the lattice equation of state [3] was matched to that of an ordinary pion gas.