

Mechanisms of evolution of avalanches in regular graphs

Thomas P. Handford,¹ Francisco J. Pérez-Reche,² and Sergei N. Taraskin³

¹*Department of Chemistry, University of Cambridge, Cambridge, UK*

²*Institute for Complex Systems and Mathematical Biology,*

Department of Physics, University of Aberdeen, Aberdeen, UK

³*St. Catharine's College and Department of Chemistry, University of Cambridge, Cambridge, UK*

A mapping of avalanches occurring in the zero-temperature random-field Ising model (zt-RFIM) to life-periods of a population experiencing immigration is established. Such a mapping allows the microscopic criteria for occurrence of an infinite avalanche in a q -regular graph to be determined. Based on these criteria, we explain why an infinite avalanche can occur only for $q > 3$. A key factor for an avalanche to become infinite is that it interacts in an optimal way with previously flipped spins. The generating function techniques developed for branching processes are applied to obtain expressions analytically for the duration, pulse-shapes and power spectrum of the avalanches. The results show that only very long avalanches exhibit a significant degree of universality.

PACS numbers: 75.10.Nr, 64.60.aq, 75.60.Jk

Systems exhibiting avalanche response when driven externally are ubiquitous and have been widely studied in recent decades [1]. Examples of such phenomena include magnetisation reversal [2], fracture and earthquakes [3] or collective opinion shifts [4]. Broadly speaking, this kind of systems can either pop (all the avalanches are of similar size), snap (there is at least one characteristic large event) or crackle (avalanches have a broad range of sizes). The competition between spatial interactions promoting snap behaviour and heterogeneity that favour popping has been proposed as a key factor dictating whether a system will snap, pop or crackle [1]. However, the mechanisms which determine the nature of such avalanches are still poorly understood and this affects the ability to make predictions. For instance, it is often a challenging task to predict the occurrence of large avalanches (e.g. a devastating earthquake or an abrupt collective change of opinion) by observing the evolution of systems over a short period of time.

In this Letter, we investigate the link between microscopic dynamics and the type of global avalanche response within the framework of the zero-temperature random-field Ising model (zt-RFIM) [1, 5]. This prototype model, originally proposed for disordered magnetic materials, provides a unified description of the three common avalanche types in various systems. We demonstrate that the time-dependent behaviour of avalanches in the zt-RFIM defined on locally tree-like topologies (e.g. a q -regular graph, where q is the coordination number) is described by a branching process (BP) which is a well-established model for population dynamics [6]. The mapping provides the criteria for the appearance of an infinite avalanche in the system. In particular, we give an explanation for the long-standing question [7, 8] of why infinite avalanches can occur in a Bethe lattice or a q -regular graph with $q > 3$, but do not occur for $q \leq 3$. In addition, the proposed framework leads to exact solutions for experimentally important quantities such as

the distribution of avalanche durations, their mean pulse shape and mean power spectrum.

The Model.— The zt-RFIM consists of a set of N spin variables $s_i = \pm 1$ placed on the nodes of a network with links representing interaction between pairs of spins. The system is described by the following Hamiltonian,

$$\mathcal{H} = -J \sum_{\langle i,j \rangle} s_i s_j - H(t) \sum_{i=1}^N s_i - \sum_{i=1}^N h_i s_i, \quad (1)$$

where the first summation is taken over all pairs of interacting sites, $\langle i,j \rangle$ and interaction strength $J = 1$. Heterogeneity is introduced by quenched and independent local random fields, h_i , distributed with the probability density function (p.d.f.) $\rho(h_i)$, which is continuous and non-zero everywhere and characterised by a zero mean and typical variance Δ^2 . The system is driven by the external field, $H(t)$, which is assumed to increase monotonically and adiabatically from $-\infty$ (when all spins are in the down-state, $s_i = -1$) to $+\infty$. Spins flip to the up-state ($s_i = +1$) at a rate Γ according to single spin-flip dynamics [5], i.e. they align with their local fields, $f_i(t) = H(t) + h_i + J(2n_i(t) - q)$, where $n_i(t) = \sum_{j/i} (s_j + 1)/2$ is the number of spins j which neighbour spin i and are in the up-state. With this dynamics, the system exhibits intermittent response with popping being observed for any network topology at large disorder. An infinite avalanche occurs at low disorder for certain network topologies: a complete graph (mean-field model [5]), a Bethe lattice or a q -regular graph with coordination number $q > 3$ [9], and on hypercubic lattices in dimensions $d \geq 3$ [10–13]. For these topologies, pop and snap regimes are separated by a disorder-induced continuous phase transition located at a topology-dependent critical degree of disorder, $\Delta = \Delta_c$, where crackling occurs. In contrast, no disorder-induced transition is observed for q -regular graphs with $q < 3$ which exhibit popping for any non-zero disorder [9].

Transformation dynamics of the zt-RFIM.— In order to establish the time-dependent behaviour of the zt-RFIM and map it to a BP, it is convenient to introduce three states for spins: stable (S), unstable (U) and flipped (F). As the external field is driven from $-\infty$ to ∞ , each spin passes consecutively through these states, $S \rightarrow U \rightarrow F$ (see an example in Fig. 1). When spin i is in the initial state, S, the field is negative ($f_i \leq 0$) and the spin is down ($s_i = -1$). At some time, the local field at spin i becomes positive ($f_i > 0$) and the spin goes to state U meaning it becomes unstable but is still in the down-state. Finally, at a later time, spin i flips and moves into the flipped state F characterised by $f_i > 0$ and $s_i = +1$. The first transition, $S \rightarrow U$, is mediated by the local field. As such it can be caused by one of two mechanisms: (i) field-induced, i.e. due to the increase in external field $H(t)$ or (ii) flip-induced, caused by the flip of a neighbouring spin and associated increase in $n_i(t)$. The second transition, $U \rightarrow F$, occurs as a Poisson process at rate Γ . As a consequence of the second transition, some number ζ_i of the neighbours of spin i move from state S \rightarrow U. This dynamical behaviour can be viewed as a BP describing an evolving population in which two types of event can take place: immigration of new individuals and reproduction followed by immediate death [6]. Indeed, the spins in state U form a population of individuals that are created spontaneously (immigration) by the field-induced mechanism and can produce new U spins (reproduction) when passing to the state F (death) according to the flip-induce mechanism. Both immigration and reproduction are stochastic, and follow Poisson dynamical rules, with immigration occurring at a rate R^I and reproduction at a rate Γ for each individual. In the example shown in Fig. 1, an immigration event occurs at time t_2 followed by the reproduction events $U \xrightarrow{t_3} U \xrightarrow{t_4} 2U$. In a BP, the number of offspring produced by an individual is a random number $\xi \geq 0$. If the expectation value $\mathbb{E}[\xi] < 1$, then the population size will be non-zero only for certain “life-periods” of short duration [6]. At the end of each life-period the population becomes extinct, with the next life-period being started by an immigration event. Such life-periods correspond to popping in the zt-RFIM. If $\mathbb{E}[\xi] > 1$, the population size can grow exponentially, analogous to an infinite avalanche of spin flips in the zt-RFIM, causing the system to snap.

Infinite avalanche in a q -regular graph.— From population dynamics it is clear that an infinite avalanche can occur only when the mean number of offspring $\mathbb{E}[\xi] > 1$. However, applying this criterion to the zt-RFIM is challenging because $\mathbb{E}[\xi]$ is a function of time which depends on $H(t)$ and is restricted by the time-dependent availability of S spins in the neighbourhood of U spins. This contrasts with BPs proposed for description of avalanches in critical stationary states with constant $\mathbb{E}[\xi]$ [14, 15]. For the zt-RFIM, $\mathbb{E}[\xi] = 0$ at the initial moment of time,

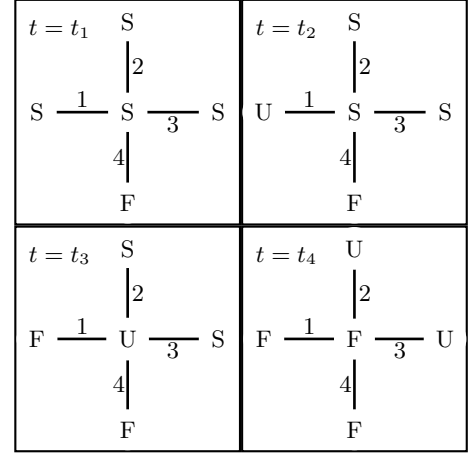


FIG. 1. Example of an avalanche on part of a 4-regular graph. At time t_1 , the configuration consists of only S (stable) and F (flipped) spins. As the external field increases, a spin becomes unstable (U) at time $t_2 > t_1$. This represents an immigration event for the population of U sites. At time $t_3 > t_2$, the U spin flips causing the central site, i , to undergo a $S \rightarrow U$ transition. The central site, i , had one flipped neighbour (along link 4) prior to time t_3 , i.e. $n_i(t < t_3) = 1$, and it became unstable, so that ζ_i is equal to the number of neighbouring sites in state S, i.e. $\zeta_i = 2$. In contrast, ζ_i would have been zero if the central site had remained stable. At time t_4 , the central site flips and this leads to 2 new U offspring.

when $H = -\infty$, and an infinite avalanche only occurs if it increases to become greater than one. The derivative of $\mathbb{E}[\xi]$ with respect to time consists of two contributions associated, respectively, with flip- and field-induced changes: $\dot{\mathbb{E}}[\xi] = A(t)\text{Cov}[\zeta_i, n_i] + B(t)$ [16]. Here, $\text{Cov}[\zeta_i, n_i] \equiv \mathbb{E}^F[n_i(\zeta_i - \mathbb{E}^F[\zeta_i])]$. $\mathbb{E}^F[\dots]$ denotes a mean over all stable neighbours i of flipping spins, while $n_i(t)$ is the number of neighbours of each spin i which have already flipped (pre-flipped spins) and ζ_i is equal to the number of stable neighbours, $q - 1 - n_i(t)$, of spin i if it also flips and 0, otherwise (see Fig. 1). It can be shown that $\mathbb{E}^F[\zeta_i] = \mathbb{E}[\xi]$ [16]. The function $B(t) > 0$ remains finite at all times. In contrast, $A(t) > 0$ diverges as $A(t) \propto (1 - \mathbb{E}[\xi])^{-1}$, meaning that the flip-induced mechanism is the main contribution to $\dot{\mathbb{E}}[\xi]$ when $\mathbb{E}[\xi]$ approaches 1 from below. In this case, $A(t) \gg 1$ and the system can only become supercritical if $\dot{\mathbb{E}}[\xi] > 0$, meaning that the following condition must necessarily hold:

$$\lim_{\mathbb{E}[\xi] \rightarrow 1^-} \text{Cov}[\zeta_i, n_i] > 0. \quad (2)$$

This criterion constitutes one of the main analytical findings of this Letter.

For a $q = 3$ lattice, $\text{Cov}[\zeta_i, n_i] = (1 - \mathbb{E}^F[\zeta_i])P^F(1, 1) - \mathbb{E}^F[\zeta_i](P^F(0, 1) + 2P^F(0, 2))$, where $P^F(k, m)$ is the probability that $\zeta_i = k$ and $n_i = m$ (see [16]). The only positive contribution (the first one), tends to zero as $\mathbb{E}^F[\zeta_i] \rightarrow 1^-$, while the negative contributions do not, meaning that $\text{Cov}[\zeta_i, n_i]$ becomes negative and condi-

tion (2) is not satisfied. The reason for this is that the interaction of an avalanche with pre-flipped spins (occurring at spins where $n_i \geq 1$) must cause the avalanche to branch (i.e. ζ_i must be greater than one for this spin; see the evolution of the state of the central spin in Fig. 1), thus making the BP super-critical. This type of branching requires at least 3 open paths (see paths 1, 2 and 3 in Fig. 1) from a flipping spin (one incoming (path 1) and at least two outgoing (paths 2 and 3)) in addition to at least one path closed by the presence of the pre-flipped spins (path 4). This means that an infinite avalanche driven by interaction with pre-flipped spins is only possible for $q \geq 4 = [1 \text{ (closed path)} + 1 \text{ (incoming)} + 2 \text{ (outgoing)}]$.

Numerical support for condition (2) is presented in Fig. 2. The avalanches below (a,b,c) and above (d,e,f) criticality are analysed for a 4-regular graph. The infinite avalanche occurs stochastically after $\mathbb{E}^F[\zeta_i]$ (the rate of branching) passes 1 (see (a)), at which time there is a non-zero probability of any given avalanche being infinite. The mean positive derivative of $\mathbb{E}^F[\zeta_i]$ prior to the infinite avalanche is due to the fact that $\text{Cov}[\zeta_i, n_i]$ is positive when $\mathbb{E}^F[\zeta_i] \rightarrow 1^-$ (see (a) and (b)). The infinite avalanche causes the covariance to reduce and eventually become negative, which, in turn leads to $\mathbb{E}[\zeta]$ dropping below 1 and the avalanche terminating (see (c)). Above the critical degree of disorder ($\Delta > \Delta_c$), the branching rate grows initially and, despite approaching 1 it is always < 1 (see (d)). This is consistent with the fact that condition (2) is not satisfied since $\text{Cov}[\zeta_i, n_i]$ becomes negative before $\mathbb{E}^F[\zeta_i]$ reaches its maximum value (cf. (d-f)). These results suggest that monitoring the evolution of $\mathbb{E}^F[\zeta_i]$ and $\text{Cov}[\zeta_i, n_i]$ over relatively short time intervals prior to observing a large avalanche could be used to predict its occurrence.

Time-dependent properties of avalanches.— Using the known generating function techniques for BPs [6], it is possible to derive analytical expressions for the power spectrum, the distribution of avalanche durations and pulse shapes. These experimentally relevant quantities [17–20] can be defined in terms of the rate of change of magnetisation, $d\langle m \rangle / dt$ (where $\langle m \rangle = N^{-1} \langle \sum_i s_i \rangle$), which is proportional to the experimentally measured voltage $d\langle m \rangle / dt \propto V(t) = V_0 \sum_i \delta(t - t_i)$ (with V_0 being a coefficient of proportionality) where each δ -function corresponds to the flip of a spin at time t_i . The power spectrum of avalanches, defined as the mean (over all avalanches occurring near external field H) square of the Fourier transform of the voltage $\langle S(\omega) \rangle = \left\langle \left| \int_{t=-\infty}^{\infty} \exp(i\omega t) V(t) dt \right|^2 \right\rangle$ can be found exactly for a q -regular graph in the following form,

$$\langle S(\omega) \rangle = \frac{S_1}{(2\pi\omega)^2 + (1 - \mathbb{E}[\xi])^2} + S_0, \quad (3)$$

where the frequency-independent factors, S_0 and S_1 are given in Ref. [16]. The power spectrum has the same

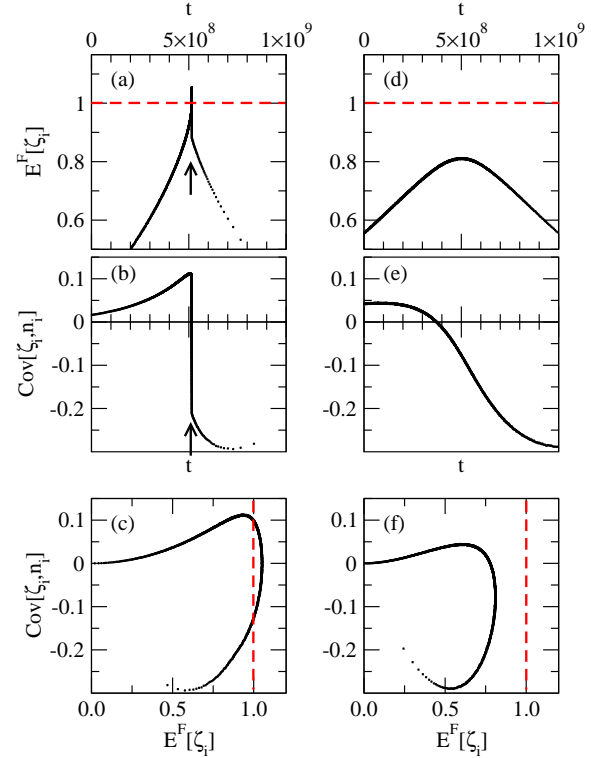


FIG. 2. The rate of branching $\mathbb{E}^F[\zeta_i]$ (a,d) and $\text{Cov}[\zeta_i, n_i]$ (b,e) vs time t . Panels (c) and (f) show $\text{Cov}[\zeta_i, n_i]$ vs $\mathbb{E}^F[\zeta_i]$ for data presented in (a)-(b) and (d)-(e), respectively. Data corresponds to a 4-regular graph of $N = 10^9$ spins, with normally distributed disorder below $\Delta = 1.65$ (a,b,c), and above $\Delta = 2.5$ (d,e,f), critical $\Delta_c \simeq 1.78215$. The external field was swept from $-\infty$ to $+\infty$ at a rate $dH/dt = 2 \times 10^{-9}$ with $H(t=0) = 0$ and stochastic flips occurred at a rate $\Gamma = 1$.

functional form as that found within the mean-field approach [17, 19], with the additional constant factor S_0 . At critical disorder $\Delta = \Delta_c$ and near the critical external field H_c , the value of $S_1 \propto |H - H_c|^{-2/3}$ and the frequency-independent term in the denominator approaches zero according to $|H - H_c|^{4/3}$, i.e. $\langle S(\omega) \rangle \propto S_1(H)\omega^{-2}$ (see Fig. 3(b)) [17, 21]. This divergence in $S(\omega)$ can be integrated out finding the average of $S(\omega)$ for all avalanches occurring in a single magnetisation reversal, i.e. $\langle S_{\text{int}}(\omega) \rangle = \int_{H=-\infty}^{\infty} \langle S(\omega) \rangle R^I dH$. This quantity also follows a power law at criticality, $\langle S_{\text{int}}(\omega) \rangle \propto \omega^{-\theta}$, with $\theta = 3/2$ (see inset of Fig. 3(a)). This exponent can be compared with the experimentally observed exponent in the range $\theta \simeq 1.6 - 1.7$ [22, 23].

Let the first spin flip in a single avalanche occur at $t = 0$ and the last one at $t = T$. The duration T of the avalanche obeys a field-dependent p.d.f. ρ_T given by (see [16] for detail),

$$\rho_T = \partial_x a(f_T(0)) \partial_T f_T(0), \quad (4)$$

where $a(x) = \sum_{\xi^I=0}^q x^{\xi^I} P^I(\xi^I)$ is the generating function for the number, ξ^I , of spins destabilised by the first spin

flip in the avalanche. The generating function $f_T(x) = \mathbb{E}[x^{X_T}]$ describes the number, X_T , of spins which are unstable at $t = T$ due to the influence of a single unstable spin at $t = 0$. Away from criticality, $\rho_T \propto \exp(-T(1 - \mathbb{E}[\xi]))$, and at the critical point, $\rho_T \propto T^{-2}$ (see Fig. 3(b)), which is the same as found in mean-field [19, 22, 24, 25].

The pulse shape $\langle V(t) \rangle_T$ is the mean voltage measured for all avalanches of duration T happening near a particular value of external field, and is given by (see [16] for detail),

$$\begin{aligned} \langle V(t) \rangle_T = V_0 \Gamma & \left(\frac{\partial_{xx} a(f_T(0))}{\partial_x a(f_T(0))} \partial_x f_t(f_{T-t}(0)) \right. \\ & + \left. \frac{\partial_{xx} f_t(f_{T-t}(0))}{\partial_x f_t(f_{T-t}(0))} \right) f(f_{T-t}(0)) + V_0 \Gamma \partial_x f(f_{T-t}(0)) \\ & + V_0 \delta(t) + V_0 \delta(T - t), \end{aligned} \quad (5)$$

where $f(x) = \sum_{\xi=0}^q x^\xi P(\xi)$ is the generating function for the number, ξ , of spins destabilised by the flip of any spin in the avalanche except the first one. At criticality, the shape is similar to that for a simple random walk (see Fig. 3(c)), while away from criticality, the pulse shape flattens for large T , similar to the effect found for a 1D random walk in a parabolic potential well [26] (see Fig. 3(d)). At $\Delta = \Delta_c$, the pulse shape is significantly asymmetric for $T \lesssim 100$ and a scaling hypothesis [1, 17, 18, 20] of the form $\langle V(t) \rangle_T = T^x \tilde{V}(t/T)$ is only appropriate for durations $T \gtrsim 100$ [16]. The distribution ρ_T also deviates significantly from the power-law behaviour for short avalanches (Fig. 3(b)). Therefore, experimental studies might not reliably detect power-law scaling of dynamical properties unless they focus on very long avalanches, with the drawback that they are much less frequent.

Conclusions.— The mechanisms of evolution of avalanches in the zero-temperature random field Ising model on a q -regular graph have been explained in terms of a mapping to a branching process describing an evolving population with immigration. The global avalanche response has been linked to local quantities such as the mean number $\mathbb{E}[\xi]$ of spins becoming unstable after the flip of a neighbour and the interaction between the propagating front of an avalanche and spins flipped in previous avalanches (formally accounted by $\text{Cov}[\zeta_i, n_i]$). From this, we have answered the question as to why the jump in magnetisation does not occur in Bethe lattices with $q \leq 3$ [7, 8]. The presented analysis suggests that monitoring the evolution of appropriate local quantities can be used to predict the occurrence of infinite avalanches. Our results are based on a relatively simple framework but they serve as a solid mathematical foundation for future work aiming at elucidating the evolutionary mechanisms of avalanches in more realistic systems.

TPH acknowledges the financial support of the EPSRC.

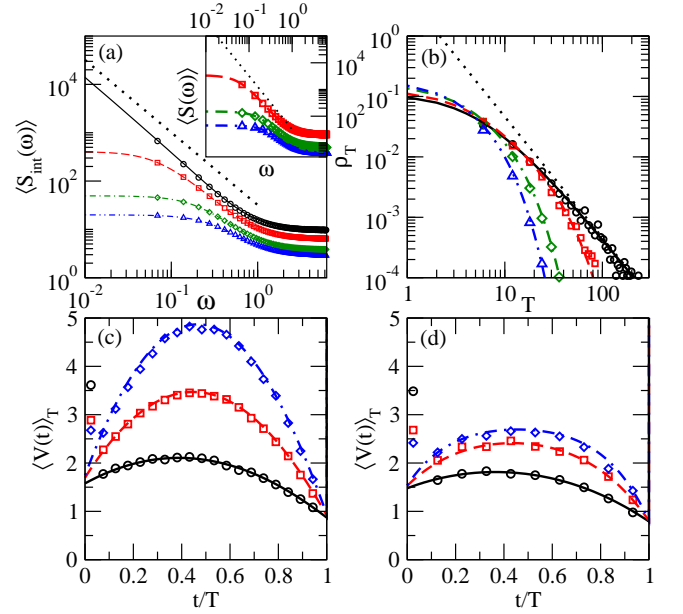


FIG. 3. Panels (a) and (b) show the integrated power spectra, $\langle S_{\text{int}}(\omega) \rangle$ and the distribution of avalanche durations, ρ_T , respectively, for a 4-regular graph with normally distributed disorder, $\Delta = \Delta_c$ (critical disorder; solid lines and circles), $\Delta = 2.0$ (dashed lines and squares), $\Delta = 2.5$ (dot-dashed lines and diamonds) and $\Delta = 3.0$ (double dot-dashed lines and triangles). The inset of panel (a) shows the power spectra, $\langle S(\omega) \rangle$ evaluated for the same parameters as for (a) and (b). In both (b) and the inset of (a), $H = 1.0$. In (a) and its inset, the dotted lines indicate $S_{\text{int}}(\omega) \propto \omega^{-3/2}$ and $S(\omega) \propto \omega^{-2}$, respectively, corresponding to the asymptotic behaviour for $\omega \ll \Gamma$ near critical disorder. The solid line in (b) tends to the limit $\rho_T \propto T^{-2}$ for $T \gg \Gamma^{-1}$, shown by the dotted line. Panels (c) and (d) show the shape of avalanches $\langle V(t) \rangle_T$ vs t/T for $\Delta = \Delta_c$ and $\Delta = 2.5$, respectively, $H = 1.0$ and $T = 10$ (solid lines and circles), $T = 20$ (dashed lines and squares) and $T = 30$ (dot-dashed lines and diamonds). Analytical calculations are represented by lines. Numerical data (represented by symbols) for durations and spectra were averaged over avalanches occurring when, $0.998 < H < 1.002$ (inset of (a) and (b)) and $0.98 < H < 1.02$ ((c) and (d)) for 10^3 realisations of 10^6 spins and $\Gamma = V_0 = 1$.

-
- [1] J. P. Sethna, K. A. Dahmen, and C. R. Myers, *Nature* (London) **410**, 242 (2001)
 - [2] G. Durin and S. Zapperi, “The science of hysteresis,” (Elsevier, Amsterdam, 2006) Chap. The Barkhausen effect
 - [3] J. Baró, A. Corral, X. Illa, A. Planes, E. K. H. Salje, W. Schranz, D. E. Soto-Parra, and E. Vives, *Phys. Rev. Lett.* **110**, 088702 (Feb 2013)
 - [4] Q. Michard and J.-P. Bouchaud, *Eur. Phys. J. B* **47**, 151 (2005)
 - [5] J. P. Sethna, K. A. Dahmen, S. Kartha, J. Krumhansl, B. Roberts, and J. Shore, *Phys. Rev. Lett.* **70**, 3347 (1993)
 - [6] P. Haccou, P. Jagers, and V. A. Vatutin, *Branching Pro-*

- cesses: Variation, Growth and Extinction of Populations* (Cambridge University Press, 2005)
- [7] S. Sabhapandit, P. Shukla, and D. Dhar, J. Stat. Phys. **98**, 103 (2000)
 - [8] S. Sabhapandit, D. Dhar, and P. Shukla, Phys. Rev. Lett. **88**, 197202 (Apr 2002)
 - [9] D. Dhar, P. Shukla, and J. P. Sethna, J. Phys. A: Math. Gen. **30**, 5259 (1997)
 - [10] O. Perković, K. A. Dahmen, and J. P. Sethna, Phys. Rev. B **59**, 6106 (1999)
 - [11] D. Spasojevic, S. Janic, and M. Knezevic, Phys. Rev. Lett. **106**, 175701 (Apr 2011)
 - [12] F. J. Pérez-Reche and E. Vives, Phys. Rev. B **67**, 134421 (2003)
 - [13] F. J. Pérez-Reche and E. Vives, Phys. Rev. B **70**, 214422 (2004)
 - [14] P. Alstrøm, Phys. Rev. A **38**, 4905 (Nov 1988)
 - [15] K.-I. Goh, D.-S. Lee, B. Kahng, and D. Kim, Phys. Rev. Lett. **91**, 148701 (Oct 2003)
 - [16] see supplemental material at <http://link.aps.org/supplemental/xxxx> for details.
 - [17] M. C. Kuntz and J. P. Sethna, Phys. Rev. B **62**, 11699 (2000)
 - [18] A. P. Mehta, A. C. Mills, K. A. Dahmen, and J. P. Sethna, Phys. Rev. E **65**, 046139 (2002)
 - [19] D. Spasojevic, S. Janicevic, and M. Knezevic, EPL (Europhysics Letters) **76**, 912 (2006)
 - [20] S. Papanikolaou, F. Bohn, R. L. Sommer, G. Durin, S. Zapperi, and J. P. Sethna, Nat Phys **7**, 316 (Apr. 2011), ISSN 1745-2473
 - [21] P. J. Cote and L. V. Meisel, Phys. Rev. Lett. **67**, 1334 (1991)
 - [22] O. Perković, K. Dahmen, and J. P. Sethna, Phys. Rev. Lett. **75**, 4528 (Dec 1995)
 - [23] D. Spasojević, S. Bukvić, S. Milošević, and H. E. Stanley, Phys. Rev. E **54**, 2531 (1996)
 - [24] G. Durin and S. Zapperi, Phys. Rev. Lett. **84**, 4705 (May 2000)
 - [25] G. Durin and S. Zapperi, ““On the power spectrum of magnetization noise”,” cond-mat/0106113 (2001)
 - [26] A. Baldassarri, F. Colaioni, and C. Castellano, Phys. Rev. Lett. **90**, 060601 (2003)

Supplementary Note

Thomas P. Handford¹, Francisco J. Pérez-Reche², Sergei N. Taraskin³

¹Department of Chemistry, University of Cambridge, Cambridge, UK

²Institute for Complex Systems and Mathematical Biology, Department of Physics, University of Aberdeen, Aberdeen, UK

³St. Catharine's College and Department of Chemistry, University of Cambridge, Cambridge, UK

I. MAPPING OF ZT-RFIM TO A BRANCHING PROCESS

The mapping between the zt-RFIM and the branching process (BP) described in the main text is quantified by the following values: (i) the rate, R^I , of spontaneous transitions $S \rightarrow U$ in field-induced changes, i.e. the rate of immigration in the BP; (ii) the probability, P^{SU} , that a stable spin becomes unstable, $S \rightarrow U$, when its neighbour changes from U to F (a flip-induced change describing reproduction); (iii) the distributions, $P^I(\zeta_i)$ and $P^R(\zeta_i)$, of the numbers of neighbours, ζ_i , of site i which are in state S immediately after site i moves from $S \rightarrow U$ according to either a field- or flip-induced change, respectively and (iv) the distributions $P^I(\xi^I)$ and $P^R(\xi^R)$ of the numbers of offspring of sites produced by field- and flip-induced changes, respectively. In what follows and in the main text, the superscript R in ξ^R is suppressed, and $P^R(\xi)$ is used instead. These quantities can be calculated by extending the derivation of the mean magnetisation for a q -regular graph presented in Ref. [1]. Specifically, the results of that paper are that any spin in the system will be in state F with probability,

$$P = F_0(P^*, H(t)) , \quad (1)$$

where $H(t)$ is assumed to vary adiabatically slowly. For increasing $H(t)$, P^* is the smallest solution to the self-consistent equation,

$$P^* = F_1(P^*, H(t)) . \quad (2)$$

Here, the functions $F_m(P^*, H(t))$ ($m = 0, 1, \dots, q$),

$$F_m(P^*, H(t)) = \sum_{n=0}^{q-m} \binom{q-m}{n} (P^*)^n (1 - P^*)^{q-m-n} p_n , \quad (3)$$

are defined in terms of the probabilities,

$$p_n = \int_{-J(2n-q)-H}^{\infty} \rho(h) dh , \quad (4)$$

that the local field at a site is positive when it has n flipped neighbours. The probability density function $\rho(h)$ is assumed to be positive and characterised by a continuous cumulative function. In this case, p_n are continuous functions of H obeying $0 < p_0 < \dots < p_q < 1$, implying that $0 < P^* < 1$. The special case of a rectangular distribution, when $\rho(h)$ can be zero, has been analysed in Ref. [2], where it was shown that the discontinuous behaviour in magnetisation associated with an infinite avalanche occurs for any regular graph, including a linear chain.

Extending the analysis of Ref. [1] we can find the rate of field-induced changes in the following form,

$$R^I = N \left(\frac{dH}{dt} \right) \left(\frac{\partial F_0(P^*, H(t))}{\partial H} \right) . \quad (5)$$

Similarly, the probability, P^{SU} , that a spin becomes unstable when its neighbour flips is given by,

$$P^{\text{SU}} = q^{-1}(1 - P^*)^{-1} \left(\frac{\partial F_0(P^*, H(t))}{\partial P^*} \right). \quad (6)$$

Using arguments similar to those presented in Ref. [1], it can be shown that,

$$P^I(\zeta_i) = \binom{q}{\zeta_i} (P^*)^{q-\zeta_i} (1 - P^*)^{\zeta_i} \frac{\partial p_{q-\zeta_i}}{\partial H} \left(\frac{\partial F_0(P^*, H(t))}{\partial H} \right)^{-1} \quad (7)$$

and,

$$P^R(\zeta_i) = q \binom{q-1}{\zeta_i} (P^*)^{q-1-\zeta_i} (1 - P^*)^{\zeta_i} (p_{q-\zeta_i} - p_{q-1-\zeta_i}) \left(\frac{\partial F_0(P^*, H(t))}{\partial P^*} \right)^{-1}. \quad (8)$$

For adiabatically slowly changing $H(t)$, no neighbour of an unstable site i makes the S \rightarrow U transition while site i is in state U. This means that when spin i flips, each of the ζ_i stable neighbours of site i will become unstable independently with probability P^{SU} , resulting in the following distributions of numbers of offspring,

$$P^I(\xi^I) = \sum_{\zeta_i=\xi^I}^q \binom{\zeta_i}{\xi^I} (P^{\text{SU}})^{\xi^I} (1 - P^{\text{SU}})^{\zeta_i-\xi^I} P^I(\zeta_i) \text{ and} \quad (9)$$

$$P^R(\xi) = \sum_{\zeta_i=\xi}^q \binom{\zeta_i}{\xi} (P^{\text{SU}})^{\xi} (1 - P^{\text{SU}})^{\zeta_i-\xi} P^R(\zeta_i). \quad (10)$$

The formulae given by Eqs. (5)-(10) link the zt-RFIM to a BP.

II. DERIVATION OF $d\mathbb{E}[\xi]/dt$

In this section, we derive the expression for $d\mathbb{E}[\xi]/dt$ used in the main text. It follows from Eqs. (2) and (10) that,

$$\begin{aligned} \mathbb{E}[\xi] &= \frac{\partial F_1(P^*, H(t))}{\partial P^*} = \frac{1 - P^*}{1 - F_1(P^*, H(t))} \left(\frac{\partial F_1(P^*, H(t))}{\partial P^*} \right) \\ &= \frac{\sum_{n=0}^{q-1} \binom{q-1}{n} (q-1-n) (P^*)^n (1 - P^*)^{q-1-n} (p_{n+1} - p_n)}{\sum_{n=0}^{q-1} \binom{q-1}{n} (P^*)^n (1 - P^*)^{q-1-n} (1 - p_n)}. \end{aligned} \quad (11)$$

The derivative of $\mathbb{E}[\xi]$ can be evaluated as,

$$\frac{d\mathbb{E}[\xi]}{dt} = \left(\frac{\partial \mathbb{E}[\xi]}{\partial P^*} \right) \left(\frac{dP^*}{dt} \right) + \left(\frac{\partial \mathbb{E}[\xi]}{\partial H} \right) \left(\frac{dH}{dt} \right) \quad (12)$$

where the derivative of P^* can be found using Eq. (2) as,

$$\frac{dP^*}{dt} = \left(1 - \frac{\partial F_1(P^*, H(t))}{\partial P^*} \right)^{-1} \left(\frac{\partial F_1(P^*, H(t))}{\partial H} \right) \left(\frac{dH}{dt} \right), \quad (13)$$

which is discontinuous only at $\partial F_1(P^*, H(t))/\partial P^* \rightarrow 1^-$. Combining Eqs. (11), (12) and (13) we obtain,

$$\frac{d\mathbb{E}[\xi]}{dt} = A(t) \left[\left(\sum_{\zeta_i=0}^{q-1} \sum_{n_i=0}^{q-1} P^F(n_i, \zeta_i) \zeta_i n_i \right) - \left(\sum_{\zeta_i=0}^{q-1} \sum_{n_i=0}^{q-1} P^F(n_i, \zeta_i) \zeta_i \right) \left(\sum_{\zeta_i=0}^{q-1} \sum_{n_i=0}^{q-1} P^F(n_i, \zeta_i) n_i \right) \right] + B(t), \quad (14)$$

where the function,

$$B(t) = \left[\left(\frac{\partial^2 F_1(P^*, H(t))}{\partial H \partial P^*} \right) + (1 - P^*)^{-1} \left(\frac{\partial F_1(P^*, H(t))}{\partial H} \right) \left(\frac{\partial F_1(P^*, H(t))}{\partial P^*} \right) \right] \frac{dH}{dt}, \quad (15)$$

remains finite at all times. In contrast, the function,

$$A(t) = (1 - \mathbb{E}[\xi])^{-1} (P^* (1 - P^*))^{-1} \left(\frac{\partial F_1(P^*, H(t))}{\partial H} \right) \left(\frac{dH}{dt} \right), \quad (16)$$

diverges, $A(t) \rightarrow +\infty$, as $\mathbb{E}[\xi] \rightarrow 1^-$ because all four factors in Eq. (16) are positive (see Eq. (3)). The probability distribution $P^F(n_i, \zeta_i)$ in Eq. (14) is defined by,

$$P^F(n_i, \zeta_i) = P^R(\zeta_i) P^{\text{SU}} \delta_{\zeta_i, q-1-n_i} + P^{\bar{R}}(n_i) (1 - P^{\text{SU}}) \delta_{\zeta_i, 0}, \quad (17)$$

where,

$$P^{\bar{R}}(n_i) = \binom{q-1}{n_i} (P^*)^{n_i} (1 - P^*)^{q-1-n_i} (1 - p_{n_i+1}) [(1 - P^*) (1 - P^{\text{SU}})]^{-1}. \quad (18)$$

Here, the probability distribution $P^{\bar{R}}(n_i)$ describes the probability that spin i , which remains stable when one of its neighbours change from U to F (i.e. reproduction does not occur at site i , indicated by \bar{R}), has n_i flipped neighbours in addition to the one which changed state. The product of probabilities $P^R(\zeta_i) P^{\text{SU}}$ in Eq. (17) is the probability that a spin i becomes unstable and has ζ_i stable neighbours when one of its neighbours moves from state U \rightarrow F. The Kronecker- δ 's in Eq. (17) ensure that $\zeta_i = q - 1 - n$ when spin i becomes unstable and 0 when spin i remains stable. The probability distribution $P^F(n_i, \zeta_i)$ is therefore the joint distribution of n_i and ζ_i for any stable spin for which a neighbour changes state from U \rightarrow F, meaning that the term in the square brackets in Eq. (14) is an expression for the covariance,

$$\text{Cov}(\zeta_i, n_i) = \mathbb{E}^F[\zeta_i n_i] - \mathbb{E}^F[\zeta_i] \mathbb{E}^F[n_i]. \quad (19)$$

used in the main text. Comparison of Eqs. (10) and (17) reveals the formula $\mathbb{E}[\xi] = \mathbb{E}^F[\zeta_i]$, also used in the main text.

III. GENERATING FUNCTION APPROACH TO DYNAMICS

In this section, we derive equations for the spectrum, pulse shape and distribution of durations of avalanches, using the generating function formalism.

During a single avalanche, corresponding to a particular life-period of the BP process with immigration, several spins can flip. Let us consider one of these avalanches consisting of flipped spins $\{s_i\}$. Within the continuous-time dynamics, these spins s_i will flip at different times $t_i \geq 0$, with the first flip occurring at time $t = 0$ and the final one at time $t = T$. The quantity of experimental interest is the voltage on a coil around the sample [3], $V(t)$, which is proportional to the derivative of the magnetisation and can be defined as $V(t) = \sum_i V_0 \delta(t - t_i)$ with a constant of proportionality V_0 .

Let us assume that a single spin flips spontaneously at $t = 0$ to initiate the avalanche (only one field-induced change). When this spin flips, a random number, ξ^I , of its neighbours become unstable, which is distributed according to $P^I(\xi^I)$. Assume that spin i in the avalanche flips at time t_i . This spin will also have a random number, ξ , of neighbours in the down-state which become unstable and this number is distributed according to $P^R(\xi)$. Because $H(t)$ and thus P^* vary adiabatically slowly with time, the values of $P^I(\xi^I)$ and $P^R(\xi)$ remain unchanged during an avalanche. Accordingly, the spin-flip dynamics for any avalanche in the zt-RFIM can be mapped to a simpler form of BP, known as a continuous-time Galton-Watson (GW) process [4]. Therefore, we apply the generating function formalism developed for the GW process in order to describe the dynamical behaviour of the zt-RFIM. Note, however, that in general both $P^I(\xi^I)$ and $P^R(\xi)$ vary between different avalanches. In particular, this implies that the first moment of $P^R(\xi)$ given by $\mathbb{E}[\xi] = \mathbb{E}^F[\zeta_i]$ changes during the course of complete magnetisation reversal (cf. Fig. 2 of the main text).

The generating functions corresponding to $P^I(\xi^I)$ and $P^R(\xi)$ can be defined as,

$$a(x) = \mathbb{E}[x^{\xi^I}] = \sum_{n=0}^q P^I(\xi^I) x^{\xi^I}, \quad (20)$$

and,

$$f(x) = \mathbb{E}[x^\xi] = \sum_{\xi=0}^q P^R(\xi) x^\xi, \quad (21)$$

where $P^I(\xi^I)$ and $P^R(\xi)$ are given by Eqs. (9) and (10), respectively. The number N^U of unstable spins in the avalanche at time t is randomly distributed according to $P(N^U, t)$, and a generating function can also be written for this quantity,

$$G_t(x) = \mathbb{E}[x^{N^U}] = \sum_{N^U=0}^{\infty} P(N^U, t) x^{N^U}. \quad (22)$$

Each spin i unstable at a time t will subsequently flip at time $t_i \geq t$. This flip can cause its neighbours to become unstable, which will subsequently flip causing further spins to become unstable etc. In this way, there will be a total of $X_{i,t'}$ unstable spins at a time $t + t'$ emerging from a single initial unstable spin i at time t . The value of $X_{i,t'}$ is randomly distributed with probability $P(X_{i,t'})$, identical for all i and independent of the time t . The corresponding generating function is

$$f_{t'}(x) = \mathbb{E}[x^{X_{i,t'}}] = \sum_{X_{i,t'}=0}^{\infty} P(X_{i,t'}) x^{X_{i,t'}}. \quad (23)$$

Each of the ξ^I unstable spins i at time $t = 0$ leads to $X_{i,t}$ unstable spins at a subsequent time $t > 0$ where each of the $X_{i,t}$ is distributed in the same way as $X_{i,t'}$. Thus the total number of unstable spins at a subsequent time $t > 0$ is $N^U(t) = \sum_{i=1}^{\xi^I} X_{i,t}$ and its generating function can be written as,

$$G_t(x) = \mathbb{E}[x^{N^U(t)}] = \mathbb{E}[x^{\sum_{i=1}^{\xi^I} X_{i,t}}] = \mathbb{E}[(\mathbb{E}[x^{X_{i,t}}])^{\xi^I}] = a(f_t(x)). \quad (24)$$

Using techniques previously applied to the GW process [4] the generating function $f_t(x)$ can be found to obey,

$$\frac{df_t(x)}{dt} = \Gamma[f(f_t(x)) - f_t(x)], \quad f_0(x) = x, \quad (25)$$

which means that it is the solution of the following equation,

$$\int_{x'=x}^{f_t(x)} \frac{1}{f(x') - x'} dx' = \Gamma t. \quad (26)$$

if $f(x) - x \neq 0$, and $f_t(x) = x$ if

$$f(x) - x = 0 \quad (27)$$

The function $f(x)$ takes the value 1 for $x = 1$ and is convex in the interval $[0, 1]$ since it is a polynomial with positive coefficients, $P^R(\xi)$ (see Eq. (21)). Therefore, Eq. (27) can have either one non-degenerate solution, $x = 1$ (stable, $\partial_x f(1) < 1$), a single degenerate solution at $x = 1$ (stable for perturbations described by $x < 1$, $\partial_x f(1) = 1$, $\partial_{xx} f(1) > 0$) or two solutions, $x = Q < 1$ (stable, $\partial_x f(Q) < 1$) and $x = 1$ (unstable, $\partial_x f(1) > 1$). This implies that there could be three possible regimes for the non-stationary solutions of $f_t(x)$ given by Eq. (26), sub-critical, critical and super-critical, respectively, which correspond to popping, crackling and snapping behaviour in the zt-RFIM (see Fig. S1). It should be mentioned that the critical regime for the BP occurs not only at the critical point, $\Delta = \Delta_c$ and $H = H_c$, of the zt-RFIM. In fact, the BP enters the critical regime as the external field approaches the coercive field at which snapping occurs, $H_{\text{coer}}(\Delta)$, for any disorder $\Delta < \Delta_c$. The function $f(x) - x$ is

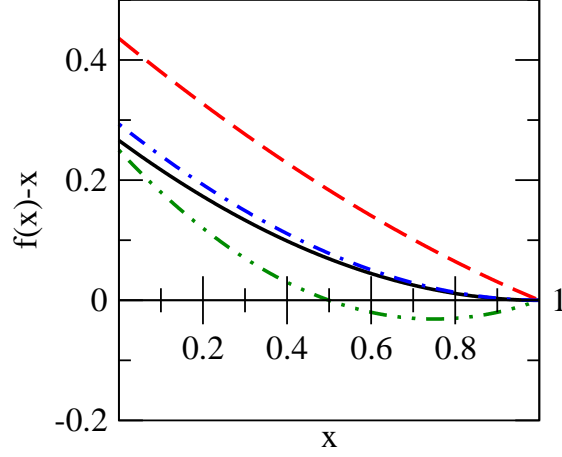


Fig. S1. Denominator of integral in Eq. (26) *vs* x for high disorder, $\Delta = 3.0$ and $H = 1.0$ (red-dashed line, sub-critical regime of BP), at the critical point of the zt-RFIM characterised by $\Delta_c = 1.78215$ and $H_c = 1.0$ (black solid line, critical regime of BP), and immediately before snapping at low disorder $\Delta = 1.0$ and the coercive field $H_{\text{coer}}(\Delta = 1.0) = 1.44754$ (blue dot-dashed line, critical regime of BP). The green double-dot dashed line would correspond to a hypothetical super-critical regime of the BP process but cannot be achieved for any values of H or Δ .

given by Eq. (21) and it is non-negative for $0 \leq x \leq 1$ for all values of H or Δ (see Fig. S1). This means that the BP cannot be in the super-critical regime. Indeed, any small increase in H from $H = H_{\text{coer}}(\Delta)$ will cause the BP to enter the super-critical regime but an infinite avalanche (corresponding to snapping) will occur immediately, thus preventing the system from remaining in that regime.

Using Eq. (26), we analyse the behaviour of the function $f_t(x)$ in the sub-critical and critical regimes of the BP. It follows from the fact that the integrand in Eq. (26) is positive and diverges at $x' = 1$ that the value of the generating function $f_t(x)$ lies in the interval $x \leq f_t(x) \leq 1$ for any value of x in the interval $0 \leq x \leq 1$ and $t \geq 0$. For such values of x , the value of $f_t(x)$ can be found numerically in the following way. First, the solution, P^* , to the self-consistent equation (2) should be found. The coefficients of the polynomial function $f(x)$ are then given by Eq. (10). The integral in Eq. (26) can be evaluated in terms of the roots of the polynomial $f(x) - x$ and their residues. Values of $f_t(x)$ can then be found by inverting Eq. (26) numerically, while derivatives of $f_t(x)$ with respect to both x and t can be written in closed forms in terms of $f_t(x)$.

When $f_t(x) \simeq 1$, corresponding either to $x = 1$ or large values of t , it is possible to write $f_t(x)$ and its derivatives in terms of P^* by expanding the integrand of Eq. (26) in a Taylor series around the point of divergence at $x' = 1$, i.e.

$$\begin{aligned} \int_{x'=x}^{f_t(x)} \frac{1}{f(x') - x'} dx' &\simeq \int_{x'=x}^{f_t(x)} \left[\frac{1}{(\partial_x f(1) - 1)(x' - 1)} - \frac{\partial_{xx} f(1)}{2(\partial_x f(1) - 1)^2} \right] dx' \\ &\simeq \mathbb{E}[\xi - 1]^{-1} (\ln(1 - f_t(x)) - \ln(1 - x)) - 2^{-1} \mathbb{E}[\xi(\xi - 1)] \mathbb{E}[\xi - 1]^{-2} (f_t(x) - x), \end{aligned} \quad (28)$$

where Eq. (10) can be used to calculate the coefficients of the polynomial $f(x)$, giving,

$$\partial_x f(1) - 1 = \mathbb{E}[\xi - 1] = \frac{\partial F_1}{\partial P^*} - 1 \quad (29)$$

$$\partial_{xx} f(1) = \mathbb{E}[\xi(\xi - 1)] = (1 - q^{-1}) \frac{\partial F_0}{\partial P^*} \frac{\partial F_2}{\partial P^*}. \quad (30)$$

For $x \rightarrow 1$, Eq. (28) gives for the sub-critical regime of the BP,

$$\begin{aligned} f_t(1) &= 1 \\ \partial_x f_t(1) &= \exp[\Gamma t \mathbb{E}[\xi - 1]] \\ \partial_{xx} f_t(1) &= \frac{\mathbb{E}[\xi(\xi - 1)]}{\mathbb{E}[\xi - 1]} [1 - \exp[\Gamma t \mathbb{E}[\xi - 1]]] \exp[\Gamma t \mathbb{E}[\xi - 1]] , \end{aligned} \quad (31)$$

while for large $t \gg \Gamma^{-1}$,

$$\partial_t f_t(x) \propto \exp[\Gamma t \mathbb{E}[\xi - 1]] . \quad (32)$$

When the BP is in the critical regime, $\mathbb{E}[\xi - 1] = 0$ and the expansion at large $t \gg \Gamma^{-1}$ reads instead as,

$$\partial_t f_t(x) \simeq \frac{2}{\mathbb{E}[\xi(\xi - 1)] \Gamma t^2} . \quad (33)$$

Using Eqs. (20)-(33), the distribution of avalanche durations, the avalanche pulse shape and the power spectrum of avalanches can be found.

The distribution of the duration of avalanches, ρ_T , can be found using $G_T(0) = P(N^U = 0)$, where $P(N^U = 0)$ is the probability that an avalanche is extinct at time T . The distribution of avalanche durations is the derivative of this quantity,

$$\rho_T = \frac{dG_T(0)}{dT} = \partial_x a(f_T(0)) \partial_T f_T(0) . \quad (34)$$

As explained above, the value of $f_T(0)$ and $\partial_T f_T(0)$ can be found by solving Eq. (26) numerically. The coefficients of the polynomial $a(x)$ are given by Eq. (20). When the zt-RFIM is away from its critical point and is not close to snapping, the BP describing the avalanches is in its sub-critical regime. Thus, in the limit of $T \gg \Gamma^{-1}$, ρ_T decays exponentially according to,

$$\rho_T \propto \exp[-\Gamma T \mathbb{E}[1 - \xi]] . \quad (35)$$

Conversely, at criticality in the zt-RFIM, the BP is also in its critical regime, meaning that at large times, ρ_T obeys a power law, i.e.

$$\rho_T \simeq \frac{2\mathbb{E}[\xi^2]}{\mathbb{E}[\xi(\xi - 1)]} \Gamma^{-1} T^{-2} , \quad (36)$$

for $T \gg \Gamma^{-1}$. Eq. (34) along with the limiting cases given by Eqs. (35) and (36) represent the results discussed in the main text.

The pulse shape can be defined as,

$$\langle V(t) \rangle_T = \left\langle V_0 \sum_i \delta(t - t_i) \right\rangle_T , \text{ for } 0 \leq t \leq T \quad (37)$$

where the mean is taken over all avalanches with a duration in a small range of values $[T, T + \delta T]$. This definition is consistent with those used in discrete time formulation [5] and experimental setups [3]. In order to average the pulse shape over all avalanches of fixed duration T , we need to calculate the probability that a spin flips within a time interval $[t, t + \delta t]$, given that an avalanche goes extinct at time T . Let $N^U(t)$ be the number of unstable spins at time t . The probability that one of these spins flips in an interval $[t, t + \delta t]$ (where $\delta t \rightarrow 0$) is given by,

$$\text{Prob}(\text{Flip in } [t, t + \delta t] | N^U(t)) = \Gamma N^U(t) \delta t + \delta(t) \delta t , \quad (38)$$

where the δ -function accounts for the first spin flip which occurs at time $t = 0$ by definition. If a spin does flip it will destabilise ξ new spins and then there will be a total of $N^U(t) + \xi - 1$ unstable spins in

the system. After this event, each unstable spin causes a sub-avalanche of spin flips which goes extinct before time T with probability $f_{T-t}(0)$. The probability that all of these sub-avalanches will be extinct before time T is therefore,

$$\text{Prob}(\text{Ext} < T | \text{Flip in } [t, t + \delta t] \cap N^U(t) \cap \xi) = [f_{T-t}(0)]^{N^U(t) + \xi - 1} . \quad (39)$$

The probability that the last of these avalanches goes extinct in an interval $[T, T + \delta T]$ (where $\delta T \rightarrow 0$) is,

$$\text{Prob}(\text{Ext in } [T, T + \delta T] | \text{Flip in } [t, t + \delta t] \cap N^U(t) \cap \xi) = \delta T \frac{\partial}{\partial T} [f_{T-t}(0)]^{N^U(t) + \xi - 1} . \quad (40)$$

Combining Eqs. (38) and (40), the probability that a spin flips in the interval $[t, t + \delta t]$ given that the avalanche goes extinct in an interval $[T, T + \delta T]$ can be calculated as,

$$\text{Prob}(\text{Flip in } [t, t + \delta t] | \text{Ext in } [T, T + \delta T]) = \rho_T^{-1} \left\langle \Gamma N^U(t) \frac{\partial}{\partial T} [f_{T-t}(0)]^{N^U(t) + \xi - 1} \right\rangle \delta t + \delta(t) \delta t , \quad (41)$$

where the angular brackets indicate an average over the distributions $P(N^U, t)$ and $P(\xi)$ of $N^U(t)$ and ξ , respectively (see Eqs. (21) and (22)). The mean pulse shape is V_0 multiplied by the rate at which spins flip, i.e. $\langle V(t) \rangle_T$ is given by,

$$\begin{aligned} \langle V(t) \rangle_T &= V_0 \text{Prob}(\text{Flip in } [t, t + \delta t] | \text{Ext in } [T, T + \delta T]) (\delta t)^{-1} \\ &= V_0 \rho_T^{-1} \left\langle \Gamma N^U(t) \frac{\partial}{\partial T} [f_{T-t}(0)]^{N^U(t) + \xi - 1} \right\rangle + V_0 \delta(t) + V_0 \delta(T - t) , \end{aligned} \quad (42)$$

where the delta-function $\delta(T - t)$ accounts for the final spin flip which occurs at $t = T$, making the above equation valid for $0 \leq t \leq T$. In order to perform the average over the distributions of N^U and ξ , Eq. (42) can be written in terms of the generating functions $f(x)$ and $a(x)$ defined above,

$$\begin{aligned} \langle V(t) \rangle_T &= V_0 \Gamma \rho_T^{-1} \frac{\partial^2}{\partial T \partial x} \left[\mathbb{E}[(x f_{T-t}(0))^{N^U(t)}] \mathbb{E}[f_{T-t}(0)^\xi] (f_{T-t}(0))^{-1} \right]_{x=1} + V_0 \delta(t) + V_0 \delta(T - t) \\ &= V_0 \Gamma \rho_T^{-1} \frac{\partial^2}{\partial T \partial x} \left[G_t(x f_{T-t}(0)) f(f_{T-t}(0)) (f_{T-t}(0))^{-1} \right]_{x=1} + V_0 \delta(t) + V_0 \delta(T - t) \\ &= V_0 \Gamma \left(\frac{\partial_{xx} a(f_T(0))}{\partial_x a(f_T(0))} \partial_x f_t(f_{T-t}(0)) + \frac{\partial_{xx} f_t(f_{T-t}(0))}{\partial_x f_t(f_{T-t}(0))} \right) f(f_{T-t}(0)) \\ &\quad + V_0 \Gamma \partial_x f(f_{T-t}(0)) + V_0 \delta(t) + V_0 \delta(T - t) , \end{aligned} \quad (43)$$

where we have simplified the second line in the above expression using Eqs. (24) and (34) and the identities $f_t(f_{T-t}(0)) = f_T(0)$ and $\partial_T f_T(0) = \partial_x f_t(f_{T-t}(0)) \partial_T f_{T-t}(0)$. In order to evaluate $\langle V(t) \rangle_T$ using Eq. (43), the coefficients of the polynomials $f(x)$ and $a(x)$ should be found employing Eqs. (20) and (21). Then the values of $f_{T-t}(0)$, $f(f_{T-t}(0))$ and their derivatives along with the derivatives of $a(f_T(0))$ and $f_t(f_{T-t}(0))$ can be found by solving Eq. (26) as outlined above (below Eq. (26)). Eq. (43) gives the final expression for the pulse shape given in the main text. The graphs for $\langle V(t) \rangle_T$ at the critical point presented in the main text are asymmetric for sufficiently small durations $T \lesssim 10^2$, preventing their scaling collapse as can be seen from Fig. 2. However, for large T the plots collapse onto a single scaling function, thus confirming the scaling hypothesis for this system suggested in Ref. [6].

The spectrum of the avalanche as defined in the main text can be written as,

$$\begin{aligned} S(\omega) &= \left\langle \left| \int_{t=-\infty}^{\infty} e^{i\omega t} V(t) dt \right|^2 \right\rangle \\ &= \int_{t=-\infty}^{\infty} \int_{t'=-\infty}^{\infty} e^{i\omega(t-t')} \langle V(t) V(t') \rangle dt dt' , \end{aligned} \quad (44)$$

where the angular brackets refer to averaging over all avalanches. The first spin flips deterministically at $t = 0$ and must be treated separately from the other stochastically flipping spins. Therefore, we

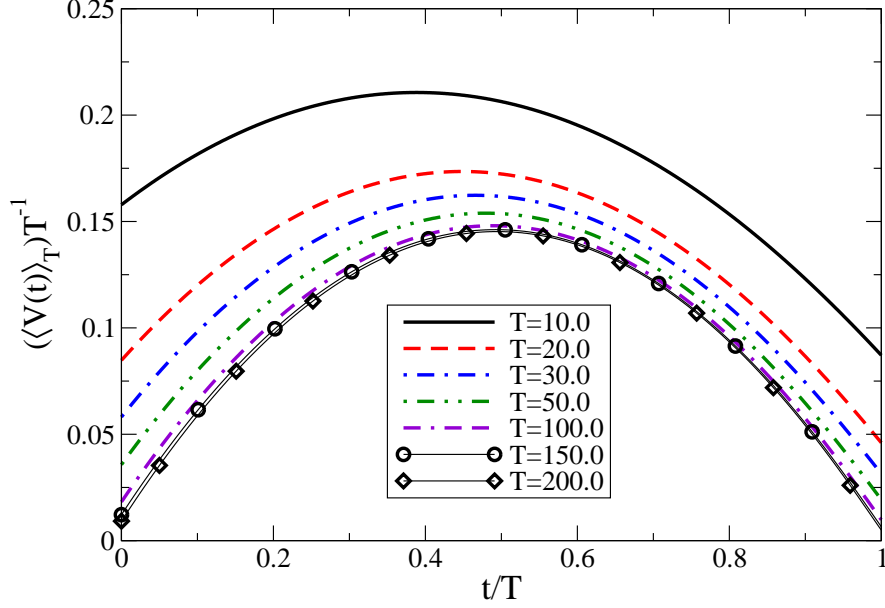


Fig. S2. Scaling function $f(t/T)$ in the scaling hypothesis for the pulse shape, $\langle V(t) \rangle_T = T^\alpha f(t/T)$ with $\alpha = 1$, suggested in Ref. [6, 7]. The pulse shape was calculated for a 4-regular graph with normal disorder at criticality ($\Delta = \Delta_c$, $H = 1.0$) using Eq. (43). Different curves represent different avalanche durations as marked in the figure legend, with $\Gamma = V_0 = 1$.

define $U(t) = V_0 \sum_{i \neq 1} \delta(t - t_i)$ as the voltage created by spin flips except the first one, then $\langle V(t)V(t') \rangle$ contains four terms as follows,

$$\langle V(t)V(t') \rangle = V_0^2 \delta(t)\delta(t') + V_0 \delta(t') \langle U(t) \rangle + V_0 \delta(t) \langle U(t') \rangle + \langle U(t)U(t') \rangle. \quad (45)$$

The mean voltage $\langle U(t) \rangle$ is equal to V_0 multiplied by the probability that a spin flips in a time interval $[t, t + \delta t]$,

$$\langle U(t) \rangle = V_0 \text{Prob}(\text{Flip in } [t, t + \delta t]) (\delta t)^{-1}. \quad (46)$$

The mean $\langle U(t)U(t') \rangle$ contains two terms corresponding to the cases $t = t'$ and $t \neq t'$, i.e.

$$\begin{aligned} \langle U(t)U(t') \rangle &= V_0^2 \text{Prob}(\text{Flip in } [t, t + \delta t]) \delta(t - t') (\delta t)^{-1} \\ &\quad + V_0^2 \text{Prob}(\text{Flip in } [t, t + \delta t] \cap \text{Flip in } [t', t' + \delta t]) (\delta t)^{-2}. \end{aligned} \quad (47)$$

In Eqs. (46) and (47), $\text{Prob}(\text{Flip in } [t, t + \delta t])$ is given by,

$$\text{Prob}(\text{Flip in } [t, t + \delta t]) = \mathbb{E}[\Gamma \delta t N^U(t)] = \Gamma \partial_x G_t(1) \delta t, \quad (48)$$

and the probability, $\text{Prob}(\text{Flip in } [t, t + \delta t] \cap \text{Flip in } [t', t' + \delta t])$, that a spin flips in the interval $[t, t + \delta t]$ and another spin flips in the interval $[t', t' + \delta t]$, can be found as,

$$\begin{aligned} &\text{Prob}(\text{Flip in } [t, t + \delta t] \cap \text{Flip in } [t', t' + \delta t]) \\ &= \left\langle \Gamma \delta t N^U(t_{\min}) \sum_{i=1}^{N^U(t_{\min}) + \xi - 1} \Gamma \delta t X_{|t-t'|, i} \right\rangle \\ &= \Gamma^2 (\delta t)^2 (\mathbb{E}[N^U(t_{\min}) (N^U(t_{\min}) - 1)] + \mathbb{E}[N^U(t_{\min})] \mathbb{E}[\xi]) \mathbb{E}[X_{|t-t'|}] \\ &= \Gamma^2 (\delta t)^2 [\partial_{xx} G_{t_{\min}}(1) + \partial_x G_{t_{\min}}(1) \partial_x f(1)] \partial_x f_{|t-t'|}(1), \end{aligned} \quad (49)$$

where $t_{\min} = \min(t, t')$. The factor $\Gamma \delta t N^U(t_{\min})$, in the first line of Eq. (49), refers to the probability that a spin flips at the earlier of the two times t and t' . After this spin flips, with ξ offspring, there

are $N^U(t_{\min}) + \xi - 1$ unstable spins. Each of these unstable spins gives rise to $X_{|t-t'|,i}$ unstable spins at the later of the two times t and t' , meaning that probability of a spin flip at the later time is, $\sum_{i=1}^{N^U(t_{\min})+\xi-1} \Gamma \delta t X_{|t-t'|,i}$.

Substituting Eqs. (45)-(49) back into Eq. (44) results in Eq. (3) given in the main text, i.e.

$$\begin{aligned} S(\omega) &= V_0^2 \left(1 + 2\Gamma \partial_x a(1) \int_{t=0}^{\infty} \exp[-\Gamma t \mathbb{E}[1-\xi]] \cos(\omega t) dt + \Gamma \partial_x a(1) \int_{t=0}^{\infty} \exp[-\Gamma t \mathbb{E}[1-\xi]] dt \right. \\ &\quad \left. + \Gamma^2 \int_{t=0}^{\infty} (\partial_{xx} G_t(1) + \partial_x G_t(1) \partial_x f(1)) \int_{u=0}^{\infty} \exp[-\Gamma u \mathbb{E}[1-\xi]] \cos(\omega u) du dt \right) \\ &= S_0 + \frac{S_1}{\mathbb{E}[\xi-1]^2 + \omega^2 \Gamma^{-2}}, \end{aligned} \quad (50)$$

where,

$$S_0 = V_0^2 \left[1 + \frac{\mathbb{E}[\xi^I]}{\mathbb{E}[1-\xi]} \right], \quad (51)$$

and,

$$S_1 = V_0^2 \left[\mathbb{E}[\xi^I] \left(\frac{\mathbb{E}[\xi(\xi-1)]}{\mathbb{E}[1-\xi]} + 1 \right) + \mathbb{E}[(\xi^I)^2] \right]. \quad (52)$$

Here, the terms $\mathbb{E}[\xi^I]$ and $\mathbb{E}[(\xi^I)^2]$ are the moments of ξ^I distributed according to $P^I(\xi^I)$. These quantities are given by,

$$\begin{aligned} \partial_x a(1) &= \mathbb{E}[\xi^I] = \left(\frac{\partial F_0}{\partial P^*} \right) \left(\frac{\partial F_1}{\partial H} \right) \left(\frac{\partial F_0}{\partial H} \right)^{-1} \\ \partial_{xx} a(1) + \partial_x a(1) &= \mathbb{E}[(\xi^I)^2] = (1-q^{-1}) \left(\frac{\partial F_0}{\partial P^*} \right)^2 \left(\frac{\partial F_2}{\partial H} \right) \left(\frac{\partial F_0}{\partial H} \right)^{-1} + \mathbb{E}[\xi^I]. \end{aligned} \quad (53)$$

Near the critical point, the term $\mathbb{E}[1-\xi]$ goes to zero according to a power law, $\mathbb{E}[1-\xi] \propto |H - H_C|^{2/3}$ [8], while all other moments of ξ and ξ^I in Eq. (50) are constant to leading order. This means that near criticality and for small values of ω , the spectrum is given by,

$$S(\omega) \sim |H - H_C|^{-2/3} \left(\frac{1}{A |H - H_C|^{4/3} + \omega^2 \Gamma^{-2}} \right), \quad (54)$$

so that at criticality, the spectrum can be written $S(\omega) \propto S_1(H) \omega^{-2}$. Integration of the spectrum over the whole range of H removes the divergence for small $|H - H_C|$, so that the integrated spectrum,

$$S_{\text{int}}(\omega) = \int_{t=-\infty}^{\infty} S(\omega, H(t)) R^I dt, \quad (55)$$

obeys a power law, $S_{\text{int}}(\omega) \propto \omega^{-3/2}$, at critical disorder $\Delta = \Delta_c$. This result follows by substituting Eq. (54) into the integrand in Eq. (55). In fact, experimental measurements of the spectrum [3, 5] involve a sum across avalanches near the critical point, and could therefore follow the integrated avalanche spectrum.

-
- [1] D. Dhar, P. Shukla, and J. P. Sethna, J. Phys. A: Math. Gen. **30**, 5259 (1997)
 - [2] S. Sabhapandit, P. Shukla, and D. Dhar, J. Stat. Phys. **98**, 103 (2000)
 - [3] D. Spasojević, S. Bukvić, S. Milošević, and H. E. Stanley, Phys. Rev. E **54**, 2531 (1996)

- [4] P. Haccou, P. Jagers, and V. A. Vatutin, *Branching Processes: Variation, Growth and Extinction of Populations* (Cambridge University Press, 2005)
- [5] A. P. Mehta, A. C. Mills, K. A. Dahmen, and J. P. Sethna, Phys. Rev. E **65**, 046139 (2002)
- [6] J. P. Sethna, K. A. Dahmen, and C. R. Myers, Nature (London) **410**, 242 (2001)
- [7] A. Baldassarri, F. Colaiori, and C. Castellano, Phys. Rev. Lett. **90**, 060601 (2003)
- [8] T. P. Handford, F.-J. Perez-Reche, and S. N. Taraskin, Journal of Statistical Mechanics: Theory and Experiment **2012**, P01001 (2012)