

Observational constraints on viable $f(R)$ parametrizations with geometrical and dynamical probes

Spyros Basilakos*

Academy of Athens, Research Center for Astronomy and Applied Mathematics, Soranou Efessiou 4, 11527, Athens, Greece

Savvas Nesseris†

Instituto de Física Teórica UAM-CSIC, Universidad Autónoma de Madrid, Cantoblanco, 28049 Madrid, Spain

Leandros Perivolaropoulos‡

Department of Physics, University of Ioannina, Greece

(Dated: December 2, 2024)

We demonstrate that a wide range of viable $f(R)$ parameterizations (including the Hu & Sawicki and the Starobinsky models) can be expressed as perturbations deviating from the Λ CDM Lagrangian. We constrain the deviation parameter b using a combination of geometrical and dynamical observational probes. In particular, we perform a joint likelihood analysis of the recent Supernovae type Ia data, the Cosmic Microwave Background shift parameters, the Baryonic Acoustic Oscillations and the growth rate data provided by the various galaxy surveys. This analysis provides constraints for the following parameters: the matter density Ω_{m0} , the deviation from Λ CDM parameter b and the growth index $\gamma(z)$. We parametrize the growth index $\gamma(z)$ in three manners (constant, Taylor expansion around $z = 0$, and Taylor expansion around the scale factor). We point out the numerical difficulty for solving the generalized $f(R)$ Friedman equation at high redshifts due to stiffness of the resulting ordinary differential equation. We resolve this problem by constructing an efficient analytical perturbative method in the deviation parameter b . We demonstrate that this method is highly accurate, by comparing the resulting analytical expressions for the Hubble parameter, with the numerical solutions at low and intermediate redshifts. Surprisingly, despite of its perturbative nature, the accuracy of the method persists even for values of b that are of $O(1)$.

PACS numbers: 98.80.-k, 98.80.Bp, 98.65.Dx, 95.35.+d, 95.36.+x

1. INTRODUCTION

A variety of cosmological studies have converged to a cosmic expansion history involving a spatially flat geometry and a cosmic dark sector formed by cold dark matter and some sort of dark energy, endowed with large negative pressure, in order to explain the observed accelerating expansion of the Universe [1–9]. In this framework, the absence of a fundamental physical theory, regarding the mechanism inducing the cosmic acceleration, has given rise to a plethora of alternative cosmological scenarios. Modified gravity models act as an important alternative to the scalar-field dark energy models, since they provide an efficient way towards explaining the accelerated expansion of the universe, under a modification of the nature of gravity. Such an approach is an attempt to evade the coincidence and cosmological constant problems of the standard Λ CDM model.

Particular attention over the last decades has been paid on $f(R)$ gravity theories [10]. In this scenario of non-standard gravity, one modifies the Einstein-Hilbert action with a general function $f(R)$ of the Ricci scalar R .

The $f(R)$ approach is a relative simple but fundamental tool used to explain the accelerated expansion of the universe. A pioneering approach was proposed long ago, where $f(R) = R + mR^2$ [11]. Later on, the $f(R)$ models were further explored from different points of view in [12–14] and a large number of functional forms of $f(R)$ gravity is currently available in the literature. It is interesting to mention that subsequent investigations [14] confirmed that $1/R$ gravity is an unacceptable model because it fails to reproduce the correct cosmic expansion in the matter era. Of course, there are many other possibilities to explain the present accelerating stage. Indeed, in the literature one can find a variety of modified gravity models (for reviews see Refs. [15]) which include the braneworld Dvali, Gabadadze and Porrati (hereafter DGP; [16]) model, Finsler-Randers gravity [17], scalar-tensor theories [18] and Gauss-Bonnet gravity [19].

The construction of observationally viable $f(R)$ theories has proved to be challenging because it has been shown [14] that most of these models do not predict a matter era in the cosmic expansion history. Nevertheless observationally viable $f(R)$ models have been constructed and two such examples are the following:

1. The Hu & Sawicki model [21] with

$$f(R) = R - m^2 \frac{c_1(R/m^2)^n}{1 + c_2(R/m^2)^n} \quad (1.1)$$

*Electronic address: svasil@academyofathens.gr

†Electronic address: nesseris@nbi.ku.dk

‡Electronic address: leandros@uoii.gr

where c_1, c_2 are free parameters, $m^2 \simeq \Omega_{m0} H_0^2$ is of the order of the Ricci scalar R_0 at the present time, H_0 is the Hubble constant, Ω_{m0} is the dimensionless matter density parameter at the present time, m and n are positive constants.

2. The Starobinsky model [22] with

$$f(R) = R - c_1 m^2 \left[1 - (1 + R^2/m^4)^{-n} \right]. \quad (1.2)$$

These models were originally advertised as models that do not contain the cosmological constant as part of $f(R)$ being distinct from the Λ CDM form $f(R) = R - 2\Lambda$ (where Λ is the cosmological constant). However, it is straightforward to show that both the Hu & Sawicki and the Starobinsky models may be written in terms of Λ CDM modified by a distortion function $y(R, b)$ that depends on a deviation parameter b as:

$$f(R) = R - 2\Lambda y(R, b) \quad (1.3)$$

where [20]

$$y(R, b) = 1 - \frac{1}{1 + (R/(b\Lambda))^n} \quad (1.4)$$

for the Hu & Sawicki model with $\Lambda = \frac{m^2 c_1}{2c_2}$ and $b = \frac{2c_2^{1-1/n}}{c_1}$, while

$$y(R, b) = 1 - \frac{1}{\left(1 + \left(\frac{R}{b\Lambda}\right)^2\right)^n} \quad (1.5)$$

for the Starobinsky model where $\Lambda = \frac{c_1 m^2}{2}$ and $b = \frac{2}{c_1}$. Notice that in both cases the following two limits exist for $n > 0$:

$$\begin{aligned} \lim_{b \rightarrow 0} f(R) &= R - 2\Lambda \\ \lim_{b \rightarrow \infty} f(R) &= R \end{aligned} \quad (1.6)$$

and therefore both models reduce to Λ CDM for $b \rightarrow 0$. Notice that both the Hu & Sawicki and the Starobinsky models effectively include the cosmological constant even though they were advertised as being free from a cosmological constant in the original papers [21, 22]. In fact by proper choices of the function $y(R, b)$ it is possible to construct infinite viable $f(R)$ models which however will always include Λ CDM as a limiting case for $b \rightarrow 0$.

Thus, an important question that arises is the following: ‘*What is the range of the deviation parameter b that is consistent with cosmological observations?*’ This is the main question addressed in the present study. Since Λ CDM is consistent with observations we anticipate that the value $b = 0$ is within the acceptable range of b values. Thus, the interesting part of the question is ‘*What is the maximum allowed value of b at eg the 2σ confidence level?*’

In order to address this question we solve the background modified Friedman equation assuming flatness and obtain the Hubble parameter $H(\Omega_{m0}, b; z)$. This involves the numerical solution of a stiff ordinary differential equation (ODE), second order in H , with initial conditions at high z that correspond to Λ CDM. The numerical solution of this stiff ODE at redshifts higher than $z \simeq 300$ is quite challenging. However, we have developed an efficient analytical perturbative expansion in b to solve it. This expansion leads to an analytic expression for $H(\Omega_{m0}, b; z)$ to all orders in b . We thus use geometric probes (type Ia supernovae, CMB shift parameter and Baryon Acoustic Oscillation data) to constrain the parameters Ω_{m0}, b that appear in the expression of $H(\Omega_{m0}, b; z)$.

In addition to geometric observations that probe directly the cosmic metric, dynamical probes play a crucial role in constraining cosmological models. The growth index, γ , could provide an efficient way to discriminate between modified gravity models and scalar field dark energy (hereafter DE) models which adhere to general relativity. The accurate determination of the growth index is considered one of the most fundamental tasks for Observational Cosmology. Its importance stems from the fact that there is only a weak dependence of γ on the equation of state parameter $w(z)$, as has been found by Linder & Cahn [23], which implies that one can separate the background expansion history, $H(z)$, constrained by geometric probes (SNIa, BAO, CMB), from the fluctuation growth history, given by γ . For a constant DE equation of state w , it was theoretically shown that for DE models within general relativity the growth index γ is well approximated by $\gamma \simeq \frac{3(w-1)}{6w-5}$ (see Refs. [23],[24],[25],[26]), which boils down to $\approx 6/11$ for the Λ CDM cosmology $w(z) = -1$. Notice, that in the case of the braneworld model of Dvali, Gabadadze & Porrati [16] we have $\gamma \approx 11/16$ (see also Refs. [23, 27–29]), while for some $f(R)$ gravity models we have $\gamma \simeq 0.415 - 0.21z$ for various parameter values (see [30, 31]). Recently, Basilakos & Stavrinos [33] found $\gamma \approx 9/14$ for the Finsler-Randers cosmology.

Observationally, indirect methods to measure γ have also been developed (mostly using a constant γ), based either on the observed growth rate of clustering [26, 27, 34–40] providing a wide range of γ values $\gamma \simeq (0.58 - 0.67)$, or on massive galaxy clusters (Vikhlinin et al. [41] and Rapetti et al. [42]). The latter study provides $\gamma = 0.42_{-0.16}^{+0.20}$. An alternative method for measuring γ involves weak gravitational lensing [43]. Gaztanaga et al. [44] performed a cross-correlation analysis between probes of weak gravitational lensing and redshift space distortions and found no evidence for deviations from general relativity. Also, Basilakos & Pouri [37] and Hudson & Turnbull [38] imposed constraints on the growth in-

dex using the combination parameter $F(z)\sigma_8(z)$ ¹, of the growth rate of structure $F(z)$ multiplied by the redshift-dependent rms fluctuations of the linear density field, $\sigma_8(z)$. The above authors found $\gamma = 0.602 \pm 0.05$ [37] $\gamma = 0.619 \pm 0.05$ [38] while Basilakos & Pouri [37] showed that the current growth data can not accommodate the Dvali, Gabadadze & Porrati [16] gravity model.

In order to impose constraints on the viable $f(R)$ models discussed above, we use in addition to geometric probes, the recent growth rate data as collected by Nesseris & Garcia-Bellido [45], Hudson & Turnbull [38] and Beutler et al. [46].

The plan of the paper is as follows. Initially in section II, we briefly discuss the background cosmological equations. The basic features of the growth index are presented in section III, where we extend the original Polarski & Gannouji method [47] for a general family of $\gamma(z)$ parametrizations as well as $f(R)$ cosmological models. In section IV, a joint statistical analysis based on the *Union 2.1* set of type Ia supernovae (SNIa [48]), the observed Baryonic Acoustic Oscillations (BAOs [49]), the shift parameter of the Cosmic Microwave Background (CMB [9]), and the observed linear growth rate of clustering, measured mainly from the PSCz, 2dF, VVDS, SDSS, 6dF, 2MASS, BOSS and *WiggleZ* redshifts catalogs, is used to constraint the growth index model free parameters. Finally, we summarize our main conclusions in section V.

2. THE BACKGROUND EVOLUTION

First of all we start with the assumption that the universe is a self-gravitating fluid described by a modified gravity namely $f(R)$ [10], and endowed with a spatially flat homogeneous and isotropic geometry. In addition, we also consider that the universe is filled by non-relativistic matter and radiation. The modified Einstein-Hilbert action reads:

$$S = \int d^4x \sqrt{-g} \left[\frac{1}{2k^2} f(R) + \mathcal{L}_m + \mathcal{L}_r \right] \quad (2.1)$$

where \mathcal{L}_m is the Lagrangian of matter, \mathcal{L}_r is the Lagrangian of radiation and $k^2 = 8\pi G$. Now varying the action with respect to the metric² we arrive at

$$f_R G^\mu_\nu - g^{\mu\alpha} f_{R,\alpha;\nu} + \left[\frac{2\Box f_R - (f - Rf_R)}{2} \right] \delta^\mu_\nu = k^2 T^\mu_\nu. \quad (2.2)$$

where R is the Ricci scalar, $f_R = \partial f / \partial R$, G^μ_ν is the Einstein tensor and T^μ_ν is the energy-momentum tensor of matter. Modeling the expanding universe as a perfect fluid that includes radiation and cold dark matter with 4-velocity U_μ , we have $T^\mu_\nu = -P g^\mu_\nu + (\rho + P)U^\mu U_\nu$, where $\rho = \rho_m + \rho_r$ and $P = p_m + p_r$ are the total energy density and pressure of the cosmic fluid respectively. Note that ρ_m is the matter density, ρ_r denotes the density of the radiation and $p_m = 0$, $p_r = \rho_r/3$ are the corresponding pressures. Assuming negligible interaction between non-relativistic matter and radiation the Bianchi identity $\nabla^\mu T_{\mu\nu} = 0$ (which insures the covariance of the theory) leads to the matter/radiation conservation laws:

$$\dot{\rho}_m + 3H\rho_m = 0 \quad \dot{\rho}_r + 4H\rho_r = 0 \quad (2.3)$$

the solutions of which are $\rho_m = \rho_{m0}a^{-3}$ and $\rho_r = \rho_{r0}a^{-4}$. Note that the over-dot denotes derivative with respect to the cosmic time t , $a(t)$ is the scale factor and $H \equiv \dot{a}/a$ is the Hubble parameter.

Now, in the context of a flat FLRW metric with Cartesian coordinates

$$ds^2 = -dt^2 + a^2(t)(dx^2 + dy^2 + dz^2) \quad (2.4)$$

the Einstein's tensor components are given by:

$$G^0_0 = -3H^2, \quad G^\mu_\nu = -\delta^\mu_\nu (2\dot{H} + 3H^2). \quad (2.5)$$

Inserting Eqs.(2.5) into the modified Einstein's field equations (2.2), for comoving observers, we derive the modified Friedmann's equations

$$3f_R H^2 - \frac{f_R R - f}{2} + 3Hf_{RR}\dot{R} = k^2(\rho_m + \rho_r) \quad (2.6)$$

$$-2f_R\dot{H} = k^2[\rho_m + (4/3)\rho_r] + \ddot{f}_R - H\dot{f}_R \quad (2.7)$$

where $\dot{R} = aHdR/da$ and $f_{RR} = \partial^2 f / \partial R^2$. Also, the contraction of the Ricci tensor provides the Ricci scalar

$$R = g^{\mu\nu} R_{\mu\nu} = 6 \left(\frac{\ddot{a}}{a} + \frac{\dot{a}^2}{a^2} \right) = 6(2H^2 + \dot{H}). \quad (2.8)$$

Of course, if we consider $f(R) = R$ then the field equations (2.2) boil down to the nominal Einstein's equations a solution of which is the Einstein de Sitter model. On the other hand, the concordance Λ cosmology is fully recovered for $f(R) = R - 2\Lambda$. We would like to stress here that within the context of the metric formalism the above $f(R)$ cosmological models must obey simultaneously some strong conditions (for an overall discussion see [15]). Briefly these are: (i) $f_R > 0$ for $R \geq R_0 > 0$, where R_0 is the Ricci scalar at the present time. If the final attractor is a de Sitter point we need to have $f_R > 0$ for $R \geq R_1 > 0$, where R_1 is the Ricci scalar at the de Sitter point, (ii) $f_{RR} > 0$ for $R \geq R_0 > 0$, (iii) $f(R) \approx R - 2\Lambda$ for $R \gg R_0$ and finally (iv) $0 < \frac{Rf_{RR}}{f_R}(r) < 1$ at $r = -\frac{Rf_R}{f} = -2$.

¹ Here the capital $F(a)$ denotes the growth rate of structure. We follow the latter notation in order to avoid confusion with the $f(R)$.

² We use the metric i.e. the Hilbert variational approach.

Finally, from the current analysis it becomes clear that unlike the standard Friedmann equations in Einstein's general relativity the modified equations of motion (2.6) and (2.7) are complicated and thus it is difficult to solve them analytically. Below, we are going to compare the $f(R)$ results with those of the concordance Λ CDM model. This can help us to understand better the theoretical basis of the current $f(R)$ models as well as the variants from general relativity. For practical reasons (see below), we derive the effective ("geometrical") dark energy EoS parameter in terms of $E(a) = H(a)/H_0$ (see [15, 50] and references therein)

$$w(a) = \frac{-1 - \frac{2}{3}a \frac{d \ln E}{da}}{1 - \Omega_m(a)} \quad (2.9)$$

where

$$\Omega_m(a) = \frac{\Omega_{m0}a^{-3}}{E^2(a)}. \quad (2.10)$$

Differentiating the latter and utilizing Eq. (2.9) we find that

$$\frac{d\Omega_m}{da} = \frac{3}{a}w(a)\Omega_m(a)[1 - \Omega_m(a)]. \quad (2.11)$$

In the case of the traditional Λ CDM cosmology $f(R) = R - 2\Lambda$, the corresponding dark energy EoS parameter is strictly equal to -1 and the normalized Hubble function in the matter era is given by

$$E_\Lambda(a) = (\Omega_{m0}a^{-3} + 1 - \Omega_{m0})^{1/2}. \quad (2.12)$$

A. The $f(R)$ functional forms

In order to solve numerically the modified Friedmann equation (2.6) we need to know apriori the functional form of $f(R)$. Due to the absence of a physically well-motivated functional form for the $f(R)$ parameter, there are many theoretical propositions in the literature. In this article for the background we use different reference expansion models namely flat Λ CDM and $f(R)$ respectively. Below we briefly present the two most popular $f(R)$ models whose free parameters can be constrained from the current cosmological data.

Firstly, we use the Hu & Sawicki [21] model (hereafter f_1 CDM) as expressed by equation (1.1). Using the constraints provided by the violations of weak and strong equivalence principle, Capozziello & Tsujikawa [51] found that $n > 0.9$. On the other hand it has been proposed by [52] that n is an integer number, so for simplicity in our work we have set $n = 1$. In Ref. [21] the parameters (c_1, c_2) were related to Ω_{m0} , Ω_{r0} and the first derivative of $f(R)$ at the present epoch f_{R0} in order to ensure the expansion history is close to that of Λ CDM. Specifically,

we have

$$\frac{c_1}{c_2} = 6 \frac{(1 - \Omega_{r0} - \Omega_{m0})}{\Omega_{m0}}$$

$$f_{R0} = 1 - \frac{nc_1}{c_2^2} \left(-9 + \frac{12}{\Omega_{m0}} - \frac{12\Omega_{r0}}{\Omega_{m0}} \right)^{-1-n}$$

The first two derivatives of Eq.(1.1) with respect to R are

$$f_R = \frac{R \left[c_2 \left(\frac{R}{m^2} \right)^n + 1 \right]^2 - c_1 m^2 n \left(\frac{R}{m^2} \right)^n}{R \left[c_2 \left(\frac{R}{m^2} \right)^n + 1 \right]^2} \quad (2.13)$$

$$f_{RR} = \frac{c_1 m^2 n \left(\frac{R}{m^2} \right)^n \left[c_2(n+1) \left(\frac{R}{m^2} \right)^n - n + 1 \right]}{R^2 \left[c_2 \left(\frac{R}{m^2} \right)^n + 1 \right]^3} \quad (2.14)$$

As discussed in the Introduction, the Lagrangian of Eq. (1.1) can also be written as

$$f(R) = R - \frac{m^2 c_1}{c_2} + \frac{m^2 c_1 c_2}{1 + c_2 (R/m^2)^n}$$

$$= R - 2\Lambda \left(1 - \frac{1}{1 + (R/(b\Lambda))^n} \right)$$

$$= R - \frac{2\Lambda}{1 + \left(\frac{b\Lambda}{R} \right)^n} \quad (2.15)$$

where $\Lambda = \frac{m^2 c_1}{2c_2}$ and $b = \frac{2c_2^{1-1/n}}{c_1}$. In this form it is clear that the HS model can be arbitrarily close to Λ CDM, depending on the parameters b and n .

We now consider the Starobinsky [22] model (hereafter f_2 CDM) as expressed by equation (1.2): As in the Hu & Sawicki [21] model we choose $m^2 \simeq \Omega_{m0}H_0^2$, while [51] also showed that $n > 0.9$. In this case the f_R and f_{RR} derivatives are given by

$$f_R = 1 - \frac{2nR \left(1 + \frac{R^2}{m^4} \right)^{-1-n} c_1}{m^2} \quad (2.16)$$

$$f_{RR} = - \frac{2m^2 n \left(1 + \frac{R^2}{m^4} \right)^{-n} [m^4 - (1 + 2n)R^2] c_1}{(m^4 + R^2)^2} \quad (2.17)$$

In order to ensure that the expansion history of this model is close to that of Λ CDM we need to match the c_1 constant to Λ , ie $-c_1 m^2 = -2\Lambda = -6(1 - \Omega_{m0} - \Omega_{r0})H_0^2$ or

$$c_1 = \frac{6(1 - \Omega_{m0} - \Omega_{r0})}{\Omega_{m0}} \quad (2.18)$$

As discussed in the Introduction, the Lagrangian of Eq. (1.2) can also be written as

$$f(R) = R - 2\Lambda \left[1 - \frac{1}{\left(1 + \left(\frac{R}{b\Lambda} \right)^2 \right)^n} \right] \quad (2.19)$$

where $\Lambda = \frac{c_1 m^2}{2}$ and $b = \frac{2}{c_1}$. In this form it is clear that that this model can also be arbitrarily close to Λ CDM, depending on the parameters b and n . Thus, the parameter b determines how close the model is to Λ CDM.

It is interesting to mention that the above $f(R)$ models satisfy all the strong conditions (see section II) and thus they provide predictions which are similar to those of the usual (scalar field) DE models, as far as the cosmic history (presence of the matter era, stability of cosmological perturbations, stability of the late de Sitter point etc.) is concerned. Also, we will restrict our present numerical solutions to the choice $H_0 = 70.4 \text{ km/s/Mpc}$ and $\sigma_8 = 0.8$. For example, in this case the modified Friedmann equations for the $f(R)$ models contain two free parameters, namely (Ω_{m0}, b) which can be constrained from the current cosmological data.

B. Analytic approximations

In this subsection we present a novel approximation scheme for the solution of the modified Friedmann equation (2.6) and we explicitly apply it to the two widely used models Eqs. (2.15) and (2.19).

In particular we may write eq. (2.6) as

$$\begin{aligned} -f_R H^2(N) + (\Omega_{m0} e^{-3N} + \Omega_{r0} e^{-4N}) + \frac{1}{6}(f_R R - f) \\ = f_{RR} H^2(N) R'(N), \end{aligned} \quad (2.20)$$

where the prime denotes differentiation with respect to N and $R(N)$ is given by eq. (2.8). Using now eq. (1.3) for specific $f(R)$ models, the above ODE (and its solution $H(N)$) may be expanded around Λ CDM with respect to the deviation parameter b .

Since we are interested in testing deviations from the Λ CDM model, we find it useful to perform a series expansion of the solution of the ODE (2.20) around $b = 0$ as

$$H^2(N) = H_\Lambda^2(N) + \sum_{i=1}^M b^i \delta H_i^2(N) \quad (2.21)$$

where

$$\frac{H_\Lambda^2(N)}{H_0^2} = \Omega_{m0} e^{-3N} + \Omega_{r0} e^{-4N} + (1 - \Omega_{m0} - \Omega_{r0}) \quad (2.22)$$

and M is the number of terms we keep before truncating the series. Usually keeping only the two first non-zero terms is more than enough to have excellent agreement of *better than 0.001%* at all redshifts with the numerical solution for realistic values of the parameter $b \in [0.001, 0.5]$.

By expanding Eq. (2.20) with (2.21) to any given order in b we can find analytical solutions for the Hubble expansion rate. It is easy to show that for the HS model and for $n = 1$ the first two terms of the expansion are the following:

$$H_{HS}^2(N) = H_\Lambda^2(N) + b \delta H_1^2(N) + b^2 \delta H_2^2(N) + \dots \quad (2.23)$$

where $\delta H_1^2(N)$ and $\delta H_2^2(N)$ are given by Eqs. (A.1) and (A.2) respectively. For the Starobinsky model for $n = 1$ we have

$$H_{Star}^2(N) = H_\Lambda^2(N) + b^2 \delta H_2^2(N) + b^4 \delta H_4^2(N) + \dots \quad (2.24)$$

where $\delta H_2^2(N)$ and $\delta H_4^2(N)$ are given by Eqs. (A.3) and (A.4) respectively.

Obviously, similar expressions can be obtained for any $f(R)$ model and up to any order provided that for $b \rightarrow 0$ we obtain Λ CDM. We stress that the expressions for $\delta H_i^2(N)$ are algebraic up to all orders, something that makes this method very useful and fast compared to solving the differential equation numerically. Furthermore, this method avoids another problem of the numerical integration, namely that at very high redshifts the ODE of Eq. (2.6) is quite stiff, thus making the integration impossible with standard methods. This makes the numeric solution quite time consuming and possibly unreliable, something which as we will show is not a problem for our analytic approximation.

In what follows we will test the validity of this approximation in both cases. In order to do this we compared the predictions of the analytical solutions of Eqs. (2.23) and (2.24) to the numerical solution in each case for a large variety of values for the parameter b . In particular, we estimated the average percent deviation between the approximations and the numerical solution, defined as:

$$\langle \text{error}(b) \rangle = \left\langle 100 \cdot \left(1 - \frac{H_{approx}(z, b)}{H_{numeric}(z, b)} \right) \right\rangle \quad (2.25)$$

where the average is taken over redshifts in the range $z \in [0, 30]$. The reason for averaging is that most of the data we will use involve distance scales, like the luminosity distance, that are integrals of the Hubble parameter. We have also kept z below 200 since the numerical ODE solver of Mathematica is unable to go to larger redshifts due to the stiffness of the ODE.

We show the results of the average error for a large variety of values of the parameter $b \in [0.01, 2]$ in Fig. 1. Clearly, the approximation behaves exceptionally especially within the ranges of interest, ie the vertical dashed lines. These regions correspond, as we will see in a later section, to the best fit values of b . The horizontal dotted line indicates an error of $10^{-5}\%$. Finally, we see that our approximation is on average in agreement to better than $\sim 0.01\%$ for realistic parameters, ie $b \sim O(1)$, of the $f(R)$ models. In a forthcoming paper we attempt to investigate the validity of our method against all the available $f(R)$ gravity models.

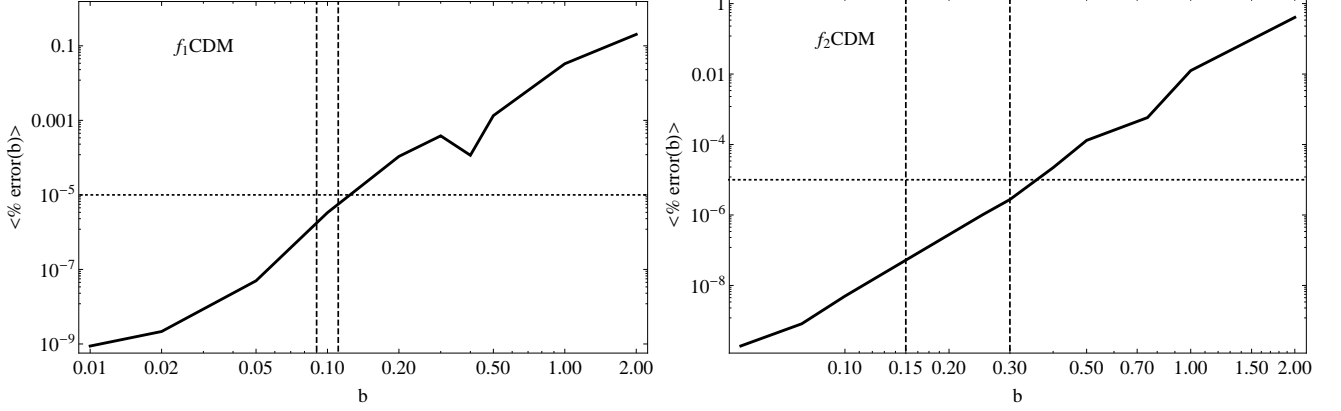


FIG. 1: The results of the average error in the redshift range $z \in [0, 30]$ for a large variety of values of the parameter $b \in [0.01, 2]$. Clearly, the approximation behaves exceptionally especially within the ranges of interest, ie the vertical dashed lines. The horizontal dotted line indicates an error of $10^{-5}\%$.

3. THE EVOLUTION OF THE LINEAR GROWTH FACTOR

In this section we concentrate on the sub-horizon scales in which the DE component is expected to be homogeneous and thus we can use perturbations only on the matter component of the cosmic fluid [53]. Therefore, the evolution equation of the matter fluctuations, for cosmological models where the DE fluid has a vanishing anisotropic stress and the matter fluid is not coupled to other species (see [30],[54],[55],[56],[57],[58],[59]), is given by:

$$\ddot{\delta}_m + 2H\dot{\delta}_m = 4\pi G_{\text{eff}}\rho_m\delta_m \quad (3.1)$$

where ρ_m is the matter density and $G_{\text{eff}}(t) = G_N Q(t)$, with G_N denoting Newton's gravitational constant.

For those cosmological models which adhere to general relativity, [$Q(t) = 1$, $G_{\text{eff}} = G_N$], the above equation reduces to the usual time evolution equation for the mass density contrast [60], while in the case of modified gravity models (see [54],[23], [58],[30]), we have $G_{\text{eff}} \neq G_N$ (or $Q \neq 1$). Indeed it has been shown (see Refs. [30, 31]) that in the case of $f(R)$ models the quantity Q is a function of the scale factor and of the wave-number κ

$$Q(a, k) = \frac{1}{f_R} \frac{1 + 4\frac{\kappa^2}{a^2} \frac{f_{RR}}{f_R}}{1 + 3\frac{\kappa^2}{a^2} \frac{f_{RR}}{f_R}}. \quad (3.2)$$

We restrict our analysis to the choice of $\kappa = 1/\lambda = 0.1h\text{Mpc}^{-1}$ or $\lambda = 10h^{-1}\text{Mpc}$ (see also [61]).

In this context, $\delta_m(t) \propto D(t)$, where $D(t)$ is the linear growing mode (usually scaled to unity at the present time). Of course, solving Eq.(3.1) for the concordance Λ cosmology, we derive the well known perturbation growth factor (see [60]):

$$D_\Lambda(z) = \frac{5\Omega_{m0}E_\Lambda(z)}{2} \int_z^{+\infty} \frac{(1+u)du}{E_\Lambda^3(u)}. \quad (3.3)$$

In this work we use the above equation normalized to unity at the present time.

Since in most of the cases Eq.(3.1) does not yield analytical solutions, it is common in this kind of studies to provide an efficient parametrization of the matter perturbations which is based on the growth rate of clustering [60]

$$F(a) = \frac{d \ln \delta_m}{d \ln a} \simeq \Omega_m^\gamma(a) \quad (3.4)$$

where γ is the growth index (see Refs. [23–26, 54]) which plays a key role in cosmological studies as we described in the introduction.

A. The generalized growth index parametrization

Inserting the first equality of Eq.(3.4) into Eq. (3.1) and using simultaneously Eq. (2.9) and $\frac{d}{dt} = H \frac{d}{d \ln a}$, we derive after some algebra, that

$$a \frac{dF}{da} + F^2 + X(a)F = \frac{3}{2}\Omega_m(a)Q(a), \quad (3.5)$$

with

$$X(a) = \frac{1}{2} - \frac{3}{2}w(a)[1 - \Omega_m(a)] \quad (3.6)$$

where in order to evaluate the final form of Eq.(3.6) we have used Eq.(2.11).

Now, we consider that the growth index varies with cosmic time. Transforming equation (3.5) from a to redshift [$\frac{d}{da} = -(1+z)^{-2} \frac{d}{dz}$] and utilizing Eqs.(3.4), (2.11) we simply derive the evolution equation of the growth index $\gamma = \gamma(z)$ (see also [47]). Indeed this is given by:

$$\begin{aligned} & -(1+z)\gamma' \ln(\Omega_m) + \Omega_m^\gamma + 3w(1 - \Omega_m)(\gamma - \frac{1}{2}) + \frac{1}{2} \\ & = \frac{3}{2}Q\Omega_m^{1-\gamma}, \end{aligned} \quad (3.7)$$

where prime denotes derivative with respect to redshift. At the present time the above equation becomes

$$\begin{aligned} & -\gamma'(0)\ln(\Omega_{m0}) + \Omega_{m0}^{\gamma(0)} + 3w_0(1 - \Omega_{m0})[\gamma(0) - \frac{1}{2}] + \frac{1}{2} \\ & = \frac{3}{2}Q_0\Omega_{m0}^{1-\gamma(0)}, \end{aligned} \quad (3.8)$$

where $Q_0 = Q(z=0, \kappa)$ and $w_0 = w(z=0)$.

In this work we phenomenologically parametrize $\gamma(z)$ by the following general relation (see [37])

$$\gamma(z) = \gamma_0 + \gamma_1 y(z). \quad (3.9)$$

Obviously, the above equation can be viewed as a first order Taylor expansion around some cosmological quantity such as $a(z)$, z and $\Omega_m(z)$. We would like to stress that for those $y(z)$ functions which satisfy $y(0) = 0$ [or $\gamma(0) = \gamma_0$] one can write the parameter γ_1 in terms of γ_0 . In this case [$\gamma'(0) = \gamma_1 y'(0)$], using Eq.(3.8) we obtain

$$\gamma_1 = \frac{\Omega_{m0}^{\gamma_0} + 3w_0(\gamma_0 - \frac{1}{2})(1 - \Omega_{m0}) - \frac{3}{2}Q_0\Omega_{m0}^{1-\gamma_0} + \frac{1}{2}}{y'(0)\ln\Omega_{m0}}. \quad (3.10)$$

Let us now briefly present various forms of $\gamma(z)$, $\forall z$.

- Constant growth index (hereafter Γ_0 model): Here we set γ_1 strictly equal to zero, thus $\gamma = \gamma_0$.
- Expansion around $z = 0$ (see [47]; hereafter Γ_1 model): In this case we have $y(z) = z$. Note however, that this parametrization is valid at relatively low redshifts $0 \leq z \leq 0.5$. In the statistical analysis presented below we utilize a constant growth index, namely $\gamma = \gamma_0 + 0.5\gamma_1$ for $z > 0.5$.
- Expansion around $a = 1$ ([62–64]; hereafter Γ_2 model): Here the function y becomes $y(z) = 1 - a(z) = \frac{z}{1+z}$. Obviously, at large redshifts $z \gg 1$ we get $\gamma_\infty \simeq \gamma_0 + \gamma_1$.

To conclude, for the Γ_1 and Γ_2 parametrizations one can easily show that $y(0) = 0$ and $y'(0) = 1$, respectively. As an example, for the case of the Λ CDM cosmology with $\gamma_0 \simeq 6/11$ and $\Omega_{m0} = 0.273$, Eq.(3.10) provides $\gamma_1 \simeq -0.0478$. In addition, based on the Starobinsky's $f(R)$ model with $(\Omega_{m0}, \gamma_0) = (0.273, 0.415)$ Gannouji et al. [30] found $\gamma_1 = -0.21$.

4. OBSERVATIONAL CONSTRAINTS

In the following we briefly present some details of the statistical method and on the observational sample that we adopt in order to constrain the free parameters of the growth index, presented in the previous section.

A. The Growth data

The growth data that we utilize in this article based on the PSCz, 2dF, VVDS, SDSS, 6dF, 2MASS, BOSS

and *WiggleZ* galaxy surveys, for which their combination parameter of the growth rate of structure, $F(z)$, and the redshift-dependent rms fluctuations of the linear density field, $\sigma_8(z)$, is available as a function of redshift, $F(z)\sigma_8(z)$. The $F\sigma_8 \equiv f\sigma_8$ estimator is almost a model-independent way of expressing the observed growth history of the universe (see [66]). Indeed the observed growth rate of structure ($F_{obs} = \beta\mathcal{B}$) is derived from the redshift space distortion parameter $\beta(z)$ and the linear bias \mathcal{B} . Observationally, using the anisotropy of the correlation function one can estimate the $\beta(z)$ parameter. On the other hand, the linear bias factor can be defined as the ratio of the variances of the tracer (galaxies, QSOs etc) and underlying mass density fields, smoothed at $8h^{-1}$ Mpc $\mathcal{B}(z) = \sigma_{8,tr}(z)/\sigma_8(z)$, where $\sigma_{8,tr}(z)$ is measured directly from the sample. Combining the above definitions we arrive at $f\sigma_8 \equiv F\sigma_8 = \beta\sigma_{8,tr}$. We would like to point that the different cosmologies (including those of modified gravity) enter only weakly in the observational determination of $\beta(z)$ (and thus of $f\sigma_8$), through the definition of distances. In Table I we quote the precise numerical values of the data points with the corresponding errors and references.

B. The overall Likelihood analysis

In order to constrain the cosmological parameters and the growth index of the $f(R)$ models one needs to perform a joint likelihood analysis, involving the cosmic expansion data such as SNIa and BAO, CMB shift parameter together with the growth data. Up to now, due to the large errors of the growth data with respect to the cosmic expansion data, various authors preferred to constrain first Ω_{m0} using SNIa/BAO/CMB and then to use the growth data alone. Of course, armed with the recent high quality growth data it would be worthwhile to simultaneously constrain (Ω_{m0}, b, γ) . In particular, we use the *Union 2.1* set of 580 SNIa of Suzuki et al. [48]³, and the observed BAOs. The BAO data are given in terms of the parameter $d_z(z) = \frac{l_{BAO}(z_{drag})}{D_V(z)}$, where $l_{BAO}(z_{drag})$ is the BAO scale at the drag redshift, assumed known from CMB measurements, and [49]

$$D_V(z) = \left[(1+z)^2 D_A(z)^2 \frac{cz}{H(z)} \right]^{1/3} \quad (4.1)$$

is the usual volume distance.

In this analysis we use the 6dF, the SDSS and WiggleZ BAO data shown in Table II. The WiggleZ collaboration [72] has measured the baryon acoustic scale at three different redshifts, complementing previous data at lower redshift obtained by SDSS and 6DFGS [49].

³ The SNIa data can be found in <http://supernova.lbl.gov/Union/> and in [48]

TABLE I: Summary of the observed growth rate and references.

Index	z	growth rate ($f\sigma_{8\text{obs}}$)	Refs.
1	0.02	0.360 ± 0.040	[38]
2	0.067	0.423 ± 0.055	[46]
3	0.17	0.510 ± 0.060	[65, 66]
4	0.35	0.440 ± 0.050	[66, 67]
5	0.77	0.490 ± 0.180	[34, 66]
6	0.25	0.351 ± 0.058	[68]
7	0.37	0.460 ± 0.038	[68]
8	0.22	0.420 ± 0.070	[69]
9	0.41	0.450 ± 0.040	[69]
10	0.60	0.430 ± 0.040	[69]
11	0.78	0.380 ± 0.040	[69]
12	0.57	0.427 ± 0.066	[70]
13	0.30	0.407 ± 0.055	[71]
14	0.40	0.419 ± 0.041	[71]
15	0.50	0.427 ± 0.043	[71]
16	0.60	0.433 ± 0.067	[71]

TABLE II: The BAO data used in this analysis. The first six data points are volume averaged and correspond to Table 3 of [72]. Their inverse covariance Matrix is given by (4.3).

	6dF	SDSS		WiggleZ		
z	0.106	0.2	0.35	0.44	0.6	0.73
d_z	0.336	0.1905	0.1097	0.0916	0.0726	0.0592
Δd_z	0.015	0.0061	0.0036	0.0071	0.0034	0.0032

The chi-square is given by

$$\chi_{BAO}^2 = \sum_{i,j} [d_i - d(z_i)] C_{ij}^{-1} [d_j - d(z_j)], \quad (4.2)$$

where the indices i, j are in growing order in z , as in Table II. For the first six points, C_{ij}^{-1} was obtained from the covariance data in [72] in terms of d_z :

$$C_{ij}^{-1} = \begin{pmatrix} 4444 & 0. & 0. & 0. & 0. & 0. \\ 0. & 30318 & -17312 & 0. & 0. & 0. \\ 0. & -17312 & 87046 & 0. & 0. & 0. \\ 0. & 0. & 0. & 23857 & -22747 & 10586 \\ 0. & 0. & 0. & -22747 & 128729 & -59907 \\ 0. & 0. & 0. & 10586 & -59907 & 125536 \end{pmatrix} \quad (4.3)$$

The positions of CMB acoustic peaks are affected by the expansion history of the Universe from the decoupling epoch to today. In order to quantify the shift of acoustic peaks we use the data points $(l_a, \mathcal{R}, z_{cmb})$ of Ref. [74] (WMAP9), where l_a and \mathcal{R} are two CMB shift parameters and z_{cmb} is the redshift at decoupling.

For the redshift z_{cmb} there is a fitting formula by Hu and Sugiyama [75]:

$$z_{cmb} = 1048 (1 + 0.00124\omega_b^{-0.738}) (1 + g_1\omega_m^{g_2}), \quad (4.4)$$

where $g_1 = 0.0783\omega_b^{-0.238}/(1 + 39.5\omega_b^{0.763})$, $g_2 = 0.560/(1 + 21.1\omega_b^{1.81})$, $\omega_b \equiv \Omega_{b0}h^2$, and $\omega_m \equiv \Omega_{m0}h^2$ (h

correspond to the uncertainty of the Hubble parameter H_0 today, i.e. $H_0 = 100 h \text{ km sec}^{-1} \text{ Mpc}^{-1}$).

For a flat prior, the 9-year WMAP data (WMAP9) measured best-fit values are [74]

$$\bar{\mathbf{V}}_{\text{CMB}} = \begin{pmatrix} l_a \\ \mathcal{R} \\ z_{cmb} \end{pmatrix} = \begin{pmatrix} 302.40 \\ 1.7246 \\ 1090.88 \end{pmatrix}. \quad (4.5)$$

The corresponding inverse covariance matrix is [74]

$$\mathbf{C}_{\text{CMB}}^{-1} = \begin{pmatrix} 3.182 & 18.253 & -1.429 \\ 18.253 & 11887.879 & -193.808 \\ -1.429 & -193.808 & 4.556 \end{pmatrix}. \quad (4.6)$$

We thus define

$$\mathbf{X}_{\text{CMB}} = \begin{pmatrix} l_a - 302.40 \\ \mathcal{R} - 1.7246 \\ z_{cmb} - 1090.88 \end{pmatrix}, \quad (4.7)$$

and construct the contribution of CMB to χ^2 as

$$\chi_{\text{CMB}}^2 = \mathbf{X}_{\text{CMB}}^T \mathbf{C}_{\text{CMB}}^{-1} \mathbf{X}_{\text{CMB}}. \quad (4.8)$$

Notice that χ_{CMB}^2 depends on the parameters $(\Omega_{m0}, \Omega_{b0}, h)$. The density parameter of radiation today is

$$\Omega_{r0} = \Omega_{\gamma0}(1 + 0.2271N_{\text{eff}}), \quad (4.9)$$

where $\Omega_{\gamma0}$ is the photon density parameter and N_{eff} is the relativistic degrees of freedom. We adopt the standard values $\Omega_{\gamma0} = 2.469 \times 10^{-5} h^{-2}$ and $N_{\text{eff}} = 3.04$ [74].

The overall likelihood function⁴ is given by the product of the individual likelihoods according to:

$$\mathcal{L}_{\text{tot}}(\mathbf{p}_1, \mathbf{p}_2) = \mathcal{L}_E(\mathbf{p}_1) \times \mathcal{L}_f(\mathbf{p}_1, \mathbf{p}_2) \quad (4.10)$$

⁴ Likelihoods are normalized to their maximum values. In the present analysis we always report 1σ uncertainties on the fitted parameters.

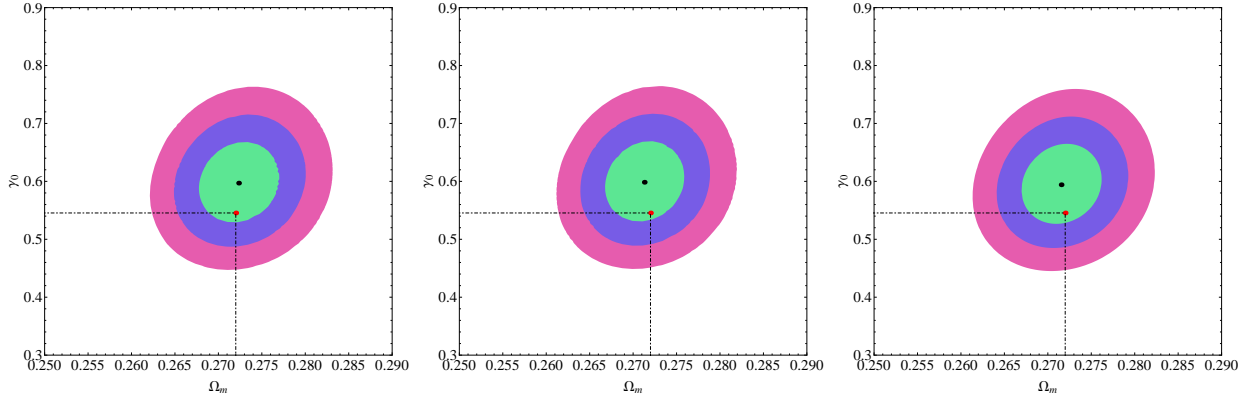


FIG. 2: *Left:* Likelihood contours for χ^2 equal to 2.30, 6.18 and 11.83, corresponding to 1σ , 2σ and 3σ confidence levels, in the (Ω_{m0}, γ) plane using a Λ CDM expansion model. *Middle and Right:* Here we show the corresponding contours in the case of $f(R)$ models (f_1 CDM - middle panel and f_2 CDM -right panel). In all cases the red point corresponds to $(\Omega_{m0}, \gamma) = (0.272, 6/11)$. In this plot and in the ones that follow we have set the parameters that are not shown (eg b) to their best fit values for the corresponding model (see Table III).

where \mathcal{L}_f refers to the dynamical probe likelihood fit and

$$\mathcal{L}_E(\mathbf{p}_1) = \mathcal{L}_{SNIa} \times \mathcal{L}_{BAO} \times \mathcal{L}_{CMB}. \quad (4.11)$$

The vectors \mathbf{p}_1 , \mathbf{p}_2 contain the free parameters of the $f(R)$ model and depend on the model. In particular, the essential free parameters that enter in the theoretical expectation are: $\mathbf{p}_1 \equiv (\Omega_{m0}, b)$ and $\mathbf{p}_2 \equiv (\gamma_0, \gamma_1)$. Note that in the case of the Λ CDM we have $\mathbf{p}_1 \equiv \Omega_{m0}$. Also, in all cases we have set $\sigma_8 = 0.8$.

Since likelihoods are defined as $\mathcal{L} \propto \exp(-\chi^2/2)$, this translates into an addition for the joint χ^2_{tot} function:

$$\chi^2_{tot}(\mathbf{p}_1, \mathbf{p}_2) = \chi^2_E(\mathbf{p}_1) + \chi^2_f(\mathbf{p}_1, \mathbf{p}_2) \quad (4.12)$$

with

$$\chi^2_E(\mathbf{p}_1) = \chi^2_{SNIa} + \chi^2_{BAO} + \chi^2_{CMB}. \quad (4.13)$$

The minimization of the χ^2_{tot} was done in MathematicaTM. Note that the χ^2_f is given by

$$\chi^2_f(\mathbf{p}_1, \mathbf{p}_2, z_i) = \sum_{i=1}^{N_f} \left[\frac{f\sigma_{8,obs}(z_i) - f\sigma_8(\mathbf{p}_1, \mathbf{p}_2, z_i)}{\sigma_i} \right]^2 \quad (4.14)$$

where σ_i is the observed growth rate uncertainty.

To this end since $N/n_{fit} > 40$ we will use, the relevant to our case, *corrected* Akaike information criterion [73], defined, for the case of Gaussian errors, as:

$$AIC = \chi^2_{min} + 2n_{fit} \quad (4.15)$$

where $N = N_{EXP} + N_f$, n_{fit} is the number of free parameters. A smaller value of AIC indicates a better model-data fit. However, small differences in AIC are not necessarily significant and therefore, in order to assess, the effectiveness of the different models in reproducing the data, one has to investigate the model pair

difference $\Delta AIC = AIC_y - AIC_x$. The higher the value of $|\Delta AIC|$, the higher the evidence against the model with higher value of AIC, with a difference $|\Delta AIC| \gtrsim 2$ indicating a positive such evidence and $|\Delta AIC| \gtrsim 6$ indicating a strong such evidence, while a value $\lesssim 2$ indicates consistency among the two comparison models. A numerical summary of the statistical analysis for the background expansion models as well as for the various $\gamma(z)$ parametrizations is shown in Table III.

1. Constant growth index

First of all we utilize the Γ_0 parametrization ($\gamma = \gamma_0$, $\gamma_1 = 0$: see section 3A). Therefore, the corresponding f_1 CDM and f_2 CDM statistical vectors \mathbf{p}_2 contain only three free parameters namely, $\mathbf{p}_2 \equiv (\mathbf{p}_1, \gamma_0, 0)$ where $\mathbf{p}_1 \equiv (\Omega_{m0}, b)$. Accordingly, if we consider the Λ CDM model then $\mathbf{p}_1 \equiv \Omega_{m0}$, implying that the vector \mathbf{p}_2 includes two free parameters.

Our main results are listed in Table III, where we quote the best fit parameters with the corresponding 1σ uncertainties, for three different expansion models. In Figure 2 we present the 1σ , 2σ and 3σ confidence levels in the (Ω_{m0}, γ) plane. It becomes evident that using the most recent growth data-set together with the expansion cosmological data we can place strong constraints on (Ω_{m0}, γ) . In all cases the best fit value $\Omega_{m0} = 0.272 \pm 0.003$ is in a very good agreement with that provided by WMAP9+SPT+ACT ($\Omega_{m0} = 0.272$; Hinshaw et al. [74]).

Concerning the Λ CDM expansion model (see the right panel of Fig.2) our growth index results are in agreement within 1σ errors, to those of Samushia et al. [68] who found $\gamma = 0.584 \pm 0.112$ and to those of [39] who obtained $\Omega_{m0} = 0.273 \pm 0.011$ and $\gamma = 0.586 \pm 0.080$. However, our best-fit value $\gamma = 0.597 \pm 0.046$ is somewhat greater from the theoretically predicted value of $\gamma_\Lambda \simeq 6/11$ (see

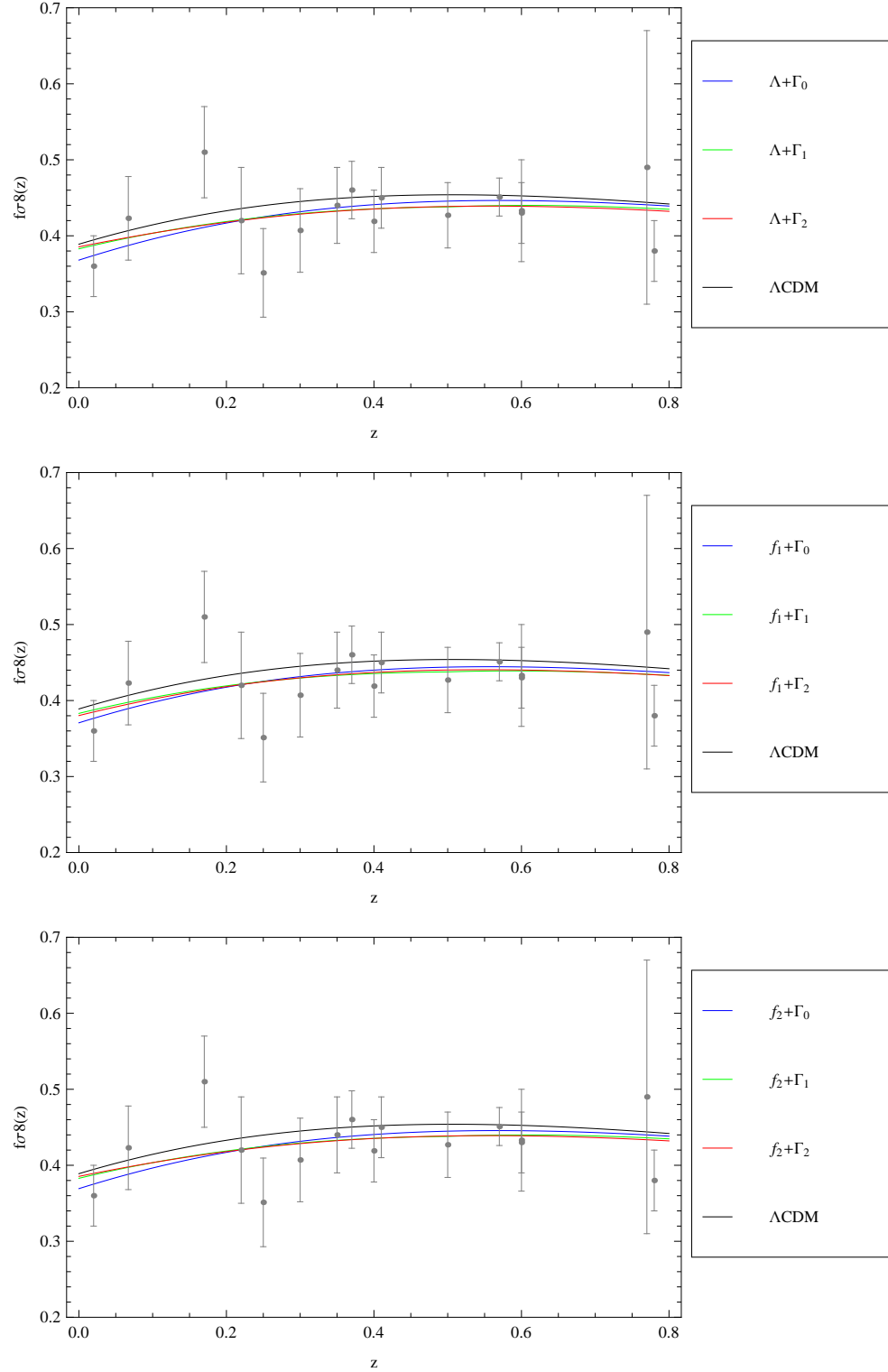


FIG. 3: Comparison of the observed and theoretical evolution of the growth rate $f\sigma_8(z) = F(z)\sigma_8(z)$. Top: The blue, green and red lines correspond to the best-fit Γ_0 , Γ_1 and Γ_2 parametrizations with the background expansion given by Λ CDM, while the black line to the exact solution of Eq. (3.1) for $f\sigma_8(z)$ for the Λ CDM model for $\Omega_{m0} = 0.273$ [74]. Middle and Bottom: The blue, green and red lines correspond to the best-fit Γ_0 , Γ_1 and Γ_2 parametrizations with the background expansion given by f_1 CDM and f_2 CDM respectively, while the black line to the exact solution of Eq. (3.1) for $f\sigma_8(z)$ for the Λ CDM model for $\Omega_{m0} = 0.272$ [74]. In all cases we utilize $\sigma_8 = 0.8$.

lines in the right panel of Fig. 2). Such a small discrepancy between the theoretical Λ CDM and observa-

TABLE III: Statistical results for the combined growth data (see Table I): The 1st column indicates the expansion model, the 2nd column corresponds to $\gamma(z)$ parametrizations appearing in section 3A. 3rd and 4th columns provide the Ω_{m0} and b best values. The 5th and 6th columns show the γ_0 and γ_1 best fit values. In all cases we used $\sigma_8 = 0.8$. The remaining columns present the goodness-of-fit statistics (χ^2_{min} , AIC and $|\Delta AIC| = |AIC_\Lambda - AIC_{f(R)}|$).

Exp. Model	Param. Model	Ω_{m0}	b	γ_0	γ_1	χ^2_{min}	AIC	$ \Delta AIC $
Λ CDM	Γ_0	0.272 ± 0.003		0.597 ± 0.046	0	574.227	578.227	0
	Γ_1	0.272 ± 0.003		0.567 ± 0.066	0.116 ± 0.191	573.861	579.861	1.634
	Γ_2	0.272 ± 0.003		0.561 ± 0.068	0.183 ± 0.269	573.767	579.767	1.540
f_1 CDM-[21]	Γ_0	0.271 ± 0.003	0.111 ± 0.140	0.598 ± 0.046	0	573.855	579.855	1.628
	Γ_1	0.271 ± 0.003	0.109 ± 0.142	0.573 ± 0.068	0.097 ± 0.195	573.633	581.633	3.406
	Γ_2	0.271 ± 0.003	0.109 ± 0.142	0.579 ± 0.070	0.101 ± 0.275	573.585	581.585	3.358
f_2 CDM-[22]	Γ_0	0.272 ± 0.005	0.292 ± 0.647	0.594 ± 0.047	0	574.178	580.178	1.951
	Γ_1	0.272 ± 0.005	0.150 ± 1.355	0.567 ± 0.066	0.113 ± 0.199	573.857	581.857	3.630
	Γ_2	0.272 ± 0.005	0.149 ± 1.261	0.561 ± 0.068	0.179 ± 0.279	573.765	581.765	3.538

tionally fitted value of γ has also been found by other authors. For example, Di Porto & Amendola [35] obtained $\gamma = 0.60^{+0.40}_{-0.30}$, Gong [27] measured $\gamma = 0.64^{+0.17}_{-0.15}$ while Nesseris & Perivolaropoulos [26], found $\gamma = 0.67^{+0.20}_{-0.17}$. Recently, Basilakos & Pouri [37] and Hudson & Turnbull [38] using a similar analysis found $\gamma = 0.602 \pm 0.05$ and $\gamma = 0.619 \pm 0.054$ respectively. In this context, Samushia et al. [40] obtained $\gamma = 0.65 \pm 0.05$.

Concerning the f_1 CDM model (see the middle panel of Fig. 2) the best fit parameter is $\gamma_0 = 0.598 \pm 0.046$ with $\chi^2_{min} \simeq 573.855$. Also in the case of Starobinsky's f_2 CDM model (see Fig. 2) the best fit parameter is $\gamma_0 = 0.594 \pm 0.047$ with $\chi^2_{min} \simeq 574.178$. In Figure 3, we plot the measured $f\sigma_{8,obs}(z)$ with the estimated growth rate function, $f\sigma_8(z) = F(z)\sigma_8(z)$. The value of $AIC_\Lambda (\simeq 578.227)$ is smaller than the corresponding $f(R)$ values which indicates that the Λ CDM model ($\gamma_\Lambda = 0.597$) appears now to fit better than the f_1 CDM and f_2 CDM gravity models the expansion and the growth data. The $|\Delta AIC| = |AIC_\Lambda - AIC_{f_{1-2}(R)}|$ values (ie., ~ 2) indicate that the growth data are consistent with the f_1 CDM and f_2 CDM gravity models with a constant growth index.

2. Time varying growth index

Now we concentrate on the $\gamma(z)$ parametrizations, presented in section 3A. In this case the free parameters of the models are $\mathbf{p}_2 \equiv (\Omega_{m0}, \gamma_0, \gamma_1)$ and $\mathbf{p}_2 \equiv (\Omega_{m0}, b, \gamma_0, \gamma_1)$ for the Λ CDM and f_1 CDM, f_2 CDM expansion models respectively.

In Figure 4 (Λ CDM model), Figure 5 (f_1 CDM model) and Figure 6 (f_2 CDM model) we present the results of our statistical analysis for the Γ_1 (left panel) and Γ_2 (right panel) parametrizations in the (γ_0, γ_1) plane in which the corresponding contours are plotted for 1σ , 2σ and 3σ confidence levels. The theoretical (γ_0, γ_1) values (see section 3A) in the Λ CDM and $f(R)$ expansion mod-

els indicated by the colored dots. Overall, we find that the predicted Λ CDM, f_1 CDM and f_2 CDM (γ_0, γ_1) solutions of the Γ_{1-2} parametrizations are close to the 1σ borders ($\Delta\chi^2_{1\sigma} \simeq 2.30$; see green sectors in Figs. 4, 5 and 6).

Below we briefly discuss the main statistical results: (a) Γ_1 parametrization: For the usual Λ cosmology the likelihood function peaks at $\gamma_0 = 0.567 \pm 0.066$ and $\gamma_1 = 0.116 \pm 0.191$ with $\chi^2_{min} \simeq 573.861$. The latter results are in agreement with previous studies [26, 35–37]. In the case of the f_1 CDM and f_2 CDM gravity models we find that $(\gamma_0, \gamma_1) = (0.573 \pm 0.068, 0.097 \pm 0.195)$ with $\chi^2_{min} \simeq 573.633$ and $(\gamma_0, \gamma_1) = (0.567 \pm 0.066, 0.113 \pm 0.199)$ and with $\chi^2_{min} \simeq 573.857$ respectively.

(b) Γ_2 parametrization: The best fit values are: (i) for Λ CDM we have $\gamma_0 = 0.561 \pm 0.068$, $\gamma_1 = 0.183 \pm 0.269$ ($\chi^2_{min} \simeq 573.767$), (ii) in the case of f_1 CDM model we obtain $\gamma_0 = 0.579 \pm 0.070$, $\gamma_1 = 0.101 \pm 0.275$ ($\chi^2_{min} \simeq 573.585$) and (iii) for f_2 CDM gravity model we find $\gamma_0 = 0.561 \pm 0.068$, $\gamma_1 = 0.179 \pm 0.279$ ($\chi^2_{min} \simeq 573.765$).

Finally, as we have already mentioned in Table III, one may see a more compact presentation of our statistical results. In Figure 7 we present the evolution of the growth index for various parametrizations. In the all three cases of the concordance Λ and f_2 CDM cosmological models (see upper and bottom panels of Fig.7) the relative growth index difference of the various fitted $\gamma(z)$ models indicates that the Γ_{1-2} parametrizations have a very similar redshift dependence for $z \leq 0.5$, while the Γ_2 parametrization shows very large such deviations for $z > 0.5$. Based on the f_1 CDM gravity model (middle panel of Fig.7) we observe that the Γ_{1-2} parametrizations provide a similar evolution of the growth index.

Finally, in Fig. 8 we show the evolution of $G_{eff}(z)$ for the two $f(R)$ models considered in the text, f_1 CDM (left) and f_2 CDM (right). The lines correspond to Γ_0 (blue), Γ_1 (green), and Γ_2 (red). As it can be seen, both cases predict little evolution for $G_{eff}(z)$ at late times, around 1.2% for f_1 CDM and 0.5% for f_2 CDM. Furthermore, while $G_{eff}(z)$ shows almost the same evolution for all

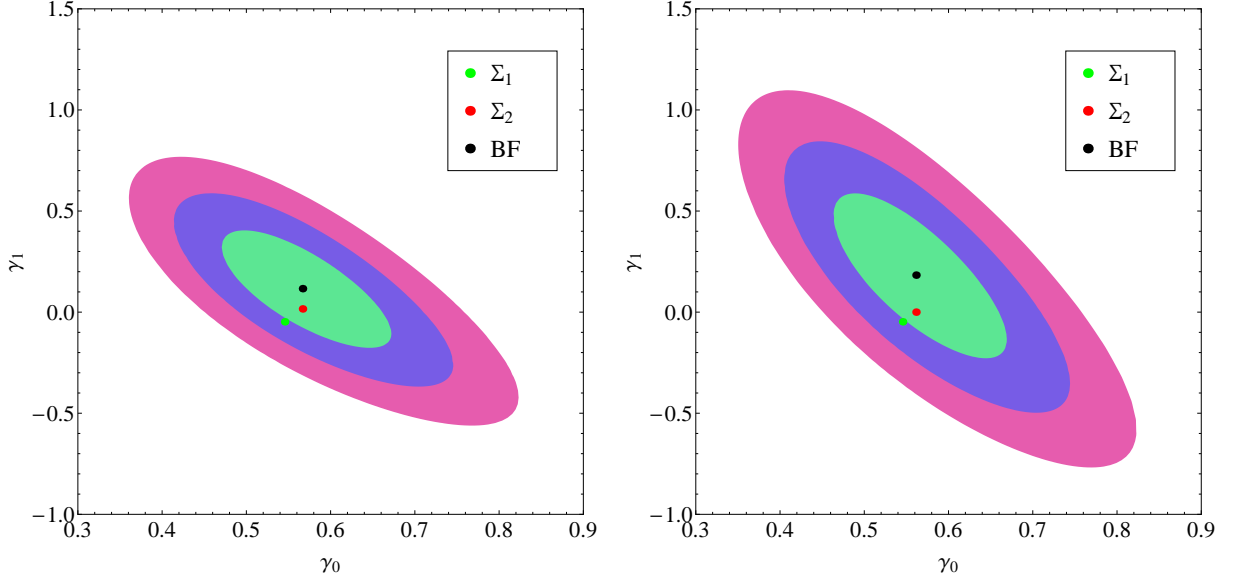


FIG. 4: The Λ CDM *expansion model*: Likelihood contours (for $\Delta\chi^2 = -2\ln\mathcal{L}/\mathcal{L}_{\max}$ equal to 2.30, 6.18 and 11.83, corresponding to 1σ , 2σ and 3σ confidence levels) in the (γ_0, γ_1) . The left and right panels show the results based on the Γ_{1-2} parametrizations respectively. We also include the theoretical Λ CDM (γ_0, γ_1) values given in section 3, $\Sigma_1 = (6/11, \gamma_1(6/11, \Omega_{m0,bf}))$ and $\Sigma_2 = (\gamma_{0,bf}, \gamma_1(\gamma_{0,bf}, \Omega_{m0,bf}))$.

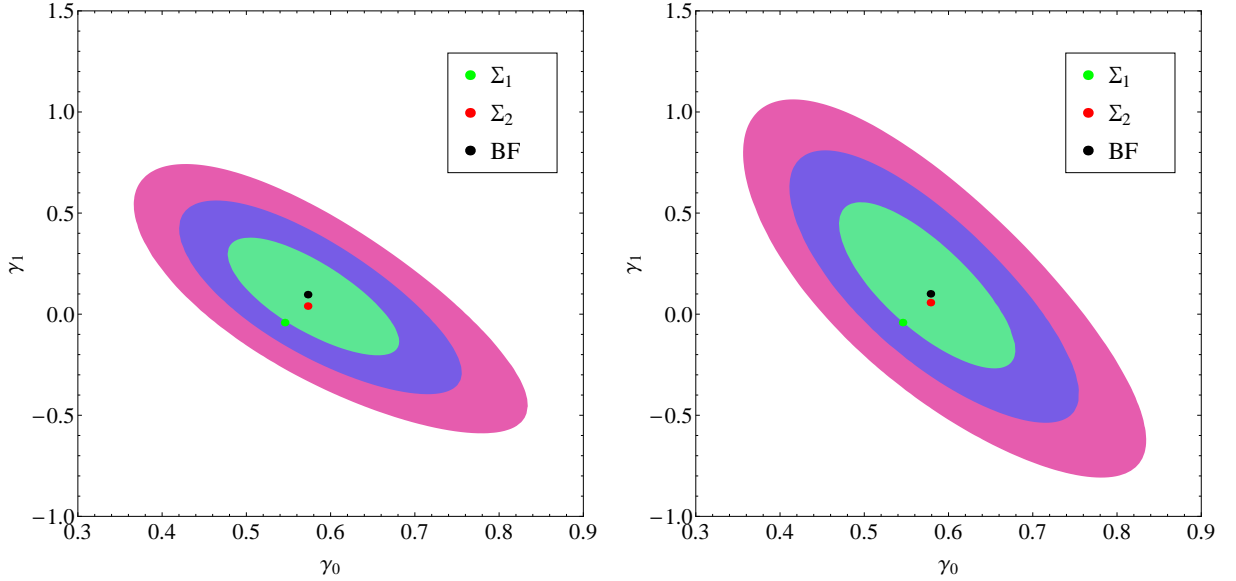


FIG. 5: The Likelihood contours for the f_1 CDM expansion model (for more definitions see caption of Fig.4). Here the colored dots correspond to the theoretical f_1 CDM (γ_0, γ_1) pair provided in section 3A, $\Sigma_1 = (6/11, \gamma_1(6/11, \Omega_{m0,bf}))$ and $\Sigma_2 = (\gamma_{0,bf}, \gamma_1(\gamma_{0,bf}, \Omega_{m0,bf}))$.

three parameterizations $\Gamma_{0,1,2}$ of f_1 CDM, this is not the case for f_2 CDM where Γ_0 differs significantly from the other two.

5. CONCLUSIONS

It is well known that the growth index γ plays a key role in cosmological studies because it can be used as a useful tool in order to test Einstein's general relativity on cosmological scales. In this article, we utilized

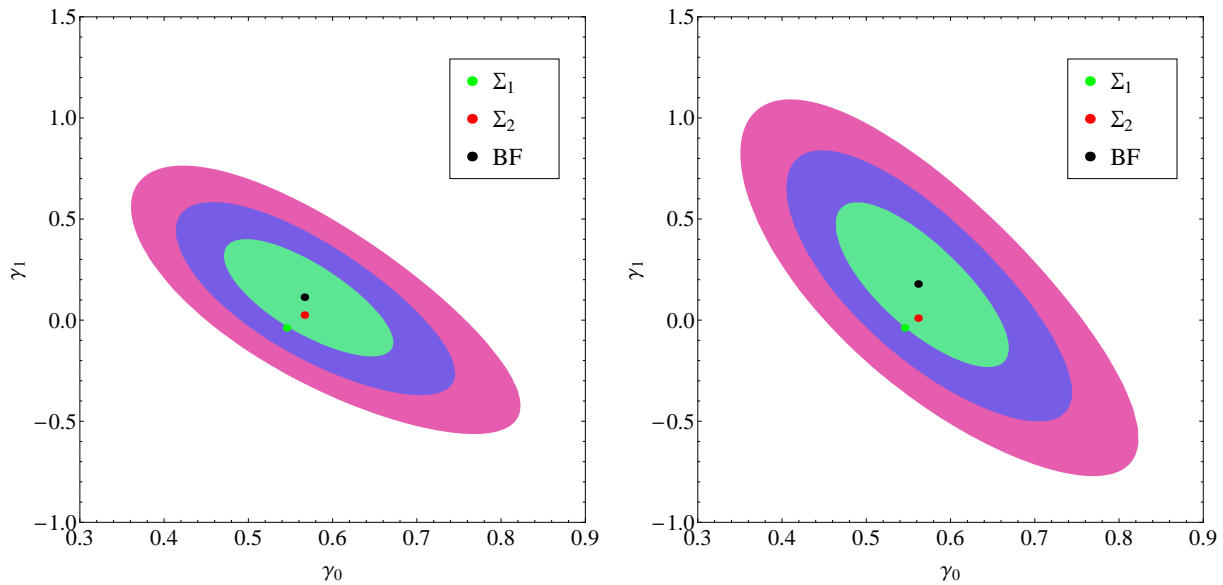


FIG. 6: The Likelihood contours for the f_2 CDM expansion model (for more definitions see caption of Fig.4). Here the colored dots correspond to the theoretical f_2 CDM (γ_0, γ_1) pair provided in section 3A, $\Sigma_1 = (6/11, \gamma_1(6/11, \Omega_{m0,bf}))$ and $\Sigma_2 = (\gamma_{0,bf}, \gamma_1(\gamma_{0,bf}, \Omega_{m0,bf}))$.

the recent growth rate data provided by the clustering, measured mainly from the PSCz, 2dF, VVDS, SDSS, 6dF, 2MASS, BOSS and *WiggleZ* galaxy surveys, in order to constrain the growth index. In particular, performing simultaneously a likelihood analysis of the recent expansion data (SNIa, CMB shift parameter and BAOs) together with the growth rate of structure data, in order to determine the cosmological and the free parameters of the $\gamma(z)$ parametrizations and thus to statistically quantify the ability of $\gamma(z)$ to represent the observations. We consider the following growth index parametrization $\gamma(z) = \gamma_0 + \gamma_1 y(z)$ [where $y(z) \equiv 0$, $y(z) = z$ and $1 - a(z)$]. Overall, considering a Λ CDM expansion model we found that the observed growth index is in agreement, within 1σ errors, with the theoretically predicted value of $\gamma_\Lambda \simeq 6/11$. Additionally, based on the Akaike information criterion we shown that for any type of $\gamma(z)$ the combined analysis of the cosmological (expansion+growth) data can accommodate the Hu-Sawicky and Starobinsky $f(R)$ gravity models for small values of the deviation parameter b .

Numerical Analysis Files: The Mathematica and data files used for the numerical analysis of this study may be downloaded from: <http://leandros.physics.uoi.gr/fr-constraints/probes.htm>.

Acknowledgements

We would like to thank J. García-Bellido, C. Blake, C.H. Chuang and I. Sawicki for very useful and enlightening discussions. S.N. acknowledges financial support from the Madrid Regional Government (CAM) under the program HEPHACOS S2009/ESP-1473-02, from MICINN under grant AYA2009-13936-C06-06 and Consolider-Ingenio 2010 PAU (CSD2007-00060), as well as from the European Union Marie Curie Initial Training Network UNILHC PITN-GA-2009-237920. This research has been co-financed by the European Union (European Social Fund - ESF) and Greek national funds through the Operational Program "Education and Lifelong Learning" of the National Strategic Reference Framework (NSRF) - Research Funding Program: THALIS. Investing in the society of knowledge through the European Social Fund.

Appendix A: Useful formulae

Here we provide the exact expressions of the coefficients $\delta H_i^2(N)$ for the HS and Starobinsky models for $n = 1$. In all cases $H_\Lambda^2(N)$ is given by Eq. (2.22). For the HS model the first two terms are:

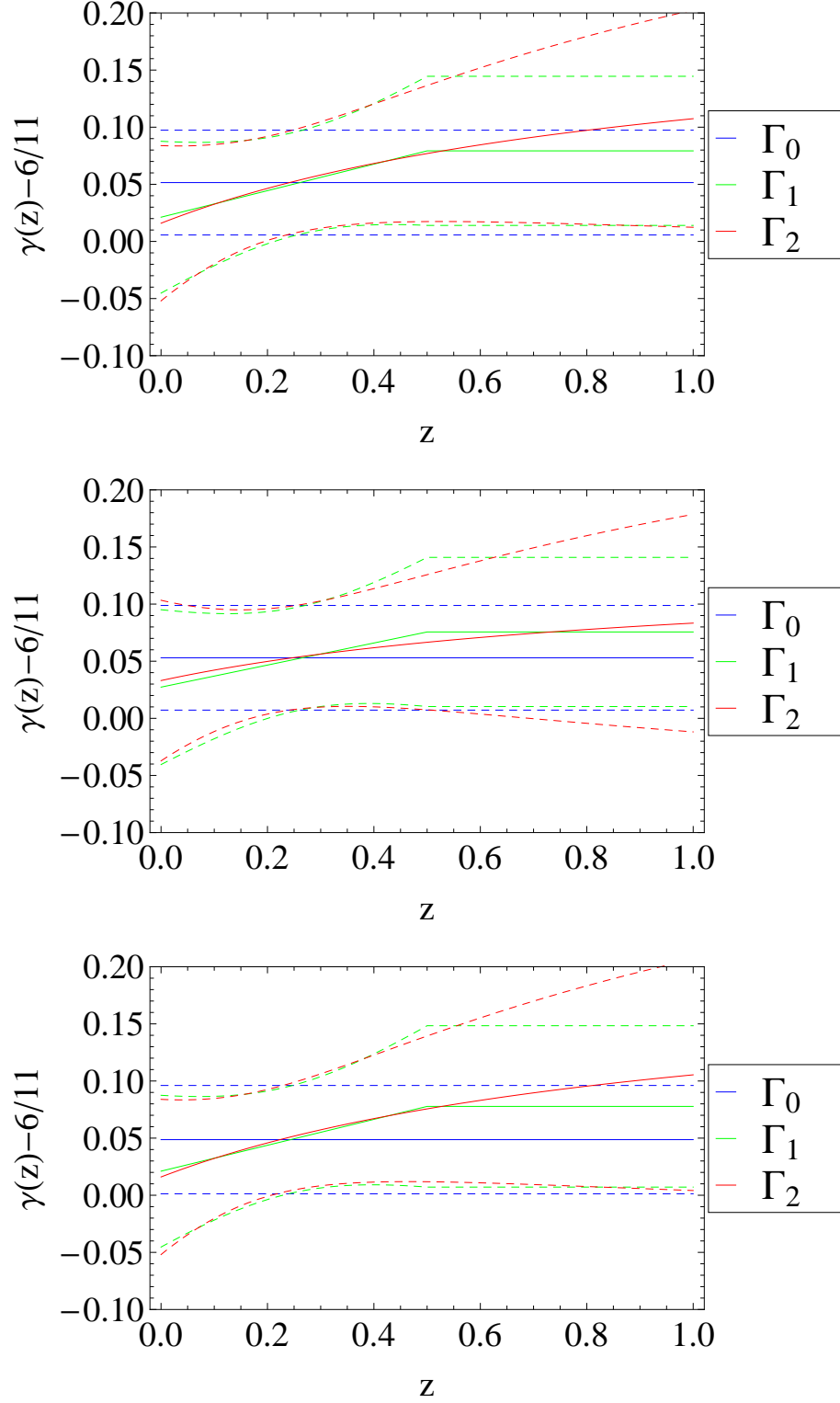


FIG. 7: *Top:* The evolution of the growth index $\gamma(z) - \frac{6}{11}$ for the Λ CDM model. The lines correspond to Γ_0 (blue), Γ_1 (green), and Γ_2 (red). *Middle and Bottom:* The evolution of the growth index for the f_1 CDM and f_2 CDM cosmological models respectively. The lines correspond to Γ_0 (blue), Γ_1 (green), and Γ_2 (red). The dashed lines correspond to the 1σ errors.

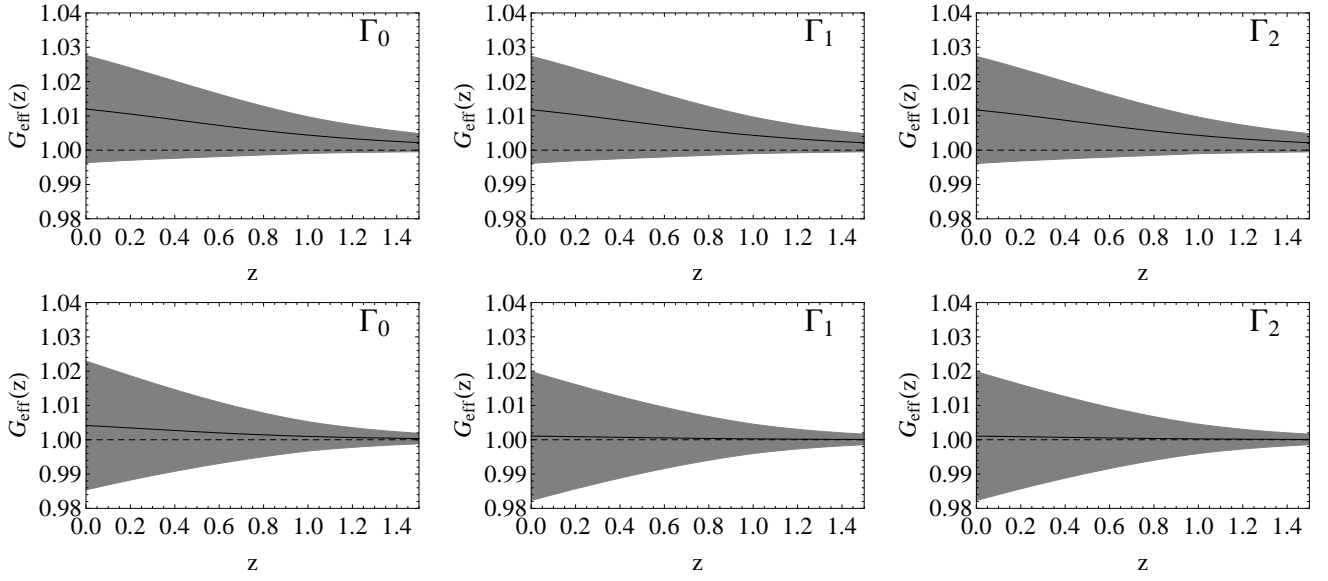


FIG. 8: The evolution of the $G_{eff}(z)$ for the two $f(R)$ models considered in the text, f_1 CDM (top) and f_2 CDM (bottom), for all three growth rate parametrizations Γ_0 (left), Γ_1 (middle), and Γ_2 (right).

$$\frac{\delta H_1^2(N)}{H_0^2} = -\frac{H_0^2(-1 + \Omega_{m0} + \Omega_{r0})^2(6H_\Lambda(N)^2 + 4H'_\Lambda(N)^2 + H_\Lambda(N)(15H'_\Lambda(N) + 2H''_\Lambda(N)))}{2H_\Lambda(N)(2H_\Lambda(N) + H'_\Lambda(N))^3} \quad (A.1)$$

$$\begin{aligned} \frac{\delta H_2^2(N)}{H_0^2} = & -(H_0^4(-1 + \Omega_m + \Omega_r)^3(128H_\Lambda(N)^8 - 32H_0^2(-1 + \Omega_m + \Omega_r)H'_\Lambda(N)^6 + 32H_\Lambda(N)^7(25H'_\Lambda(N) \\ & + 3H''_\Lambda(N)) - 2H_0^2(-1 + \Omega_m + \Omega_r)H_\Lambda(N)H'_\Lambda(N)^4(139H'_\Lambda(N) + 22H''_\Lambda(N)) \\ & + 16H_\Lambda(N)^6(9H_0^2(-1 + \Omega_m + \Omega_r) + 89H'_\Lambda(N)^2 + 12H'_\Lambda(N)H''_\Lambda(N)) \\ & + H_\Lambda(N)^2H'_\Lambda(N)^2(-749H_0^2(-1 + \Omega_m + \Omega_r)H'_\Lambda(N)^2 + 9H'_\Lambda(N)^4 - 48H_0^2(-1 + \Omega_m + \Omega_r)H''_\Lambda(N)^2 \\ & - 4H_0^2(-1 + \Omega_m + \Omega_r)H'_\Lambda(N)(74H''_\Lambda(N) - 3H_\Lambda^{(3)}(N))) + 8H_\Lambda(N)^5(144H_0^2(-1 + \Omega_m + \Omega_r)H'_\Lambda(N) \\ & + 146H'_\Lambda(N)^3 + 18H'_\Lambda(N)^2H''_\Lambda(N) + H_0^2(-1 + \Omega_m + \Omega_r)(15H''_\Lambda(N) - 6H_\Lambda^{(3)}(N) - H_\Lambda^{(4)}(N))) \\ & + 4H_\Lambda(N)^4(540H_0^2(-1 + \Omega_m + \Omega_r)H'_\Lambda(N)^2 + 124H'_\Lambda(N)^4 + 12H'_\Lambda(N)^3H''_\Lambda(N) \\ & + 3H_0^2(-1 + \Omega_m + \Omega_r)H''_\Lambda(N)(17H''_\Lambda(N) + 4H_\Lambda^{(3)}(N)) + 2H_0^2(-1 + \Omega_m + \Omega_r)H'_\Lambda(N)(129H''_\Lambda(N) \\ & + 12H_\Lambda^{(3)}(N) - H_\Lambda^{(4)}(N))) - 2H_\Lambda(N)^3(84H_0^2(-1 + \Omega_m + \Omega_r)H'_\Lambda(N)^3 - 53H'_\Lambda(N)^5 \\ & - 3H'_\Lambda(N)^4H''_\Lambda(N) + 21H_0^2(-1 + \Omega_m + \Omega_r)H''_\Lambda(N)^3 + 3H_0^2(-1 + \Omega_m + \Omega_r)H'_\Lambda(N)H''_\Lambda(N) \times \\ & (41H''_\Lambda(N) - 4H_\Lambda^{(3)}(N)) + H_0^2(-1 + \Omega_m + \Omega_r)H'_\Lambda(N)^2(217H''_\Lambda(N) - 42H_\Lambda^{(3)}(N) + H_\Lambda^{(4)}(N)))) \\ & / (4H_\Lambda(N)^4(2H_\Lambda(N) + H'_\Lambda(N))^8) \end{aligned} \quad (A.2)$$

while for the Starobinsky model the first two terms are:

$$\frac{\delta H_2^2(N)}{H_0^2} = \frac{H_0^4(-1 + \Omega_{m0} + \Omega_{r0})^3(8H_\Lambda(N)^2 + 9H'_\Lambda(N)^2 + H_\Lambda(N)(34H'_\Lambda(N) + 6H''_\Lambda(N)))}{4H_\Lambda(N)^2(2H_\Lambda(N) + H'_\Lambda(N))^4} \quad (A.3)$$

$$\begin{aligned}
\frac{\delta H_4^2(N)}{H_0^2} = & -H_0^8 (-1 + \Omega_{m0} + \Omega_{r0})^5 (192H_\Lambda(N)^8 - 486H_0^2 (-1 + \Omega_{m0} + \Omega_{r0}) H'_\Lambda(N)^6 + 320H_\Lambda(N)^7 (6H'_\Lambda(N) - \\
& + H''_\Lambda(N)) - 18H_0^2 (-1 + \Omega_{m0} + \Omega_{r0}) H_\Lambda(N) H'_\Lambda(N)^4 (263H'_\Lambda(N) + 48H''_\Lambda(N)) + 16H_\Lambda(N)^6 (32 (-1 + \Omega_{m0} + \Omega_{r0}) + \\
& + 5H'_\Lambda(N) (47H'_\Lambda(N) + 8H''_\Lambda(N))) + H_\Lambda(N)^2 H'_\Lambda(N)^2 (-15562H_0^2 (-1 + \Omega_{m0} + \Omega_{r0}) H'_\Lambda(N)^2 + 25H'_\Lambda(N)^4 - \\
& + 972H_0^2 (-1 + \Omega_{m0} + \Omega_{r0}) H''_\Lambda(N)^2 - 12H_0^2 (-1 + \Omega_{m0} + \Omega_{r0}) H'_\Lambda(N) (532H''_\Lambda(N) - 15H_\Lambda^{(3)}(N))) + \\
& + 4H_\Lambda(N)^4 (4422H_0^2 (-1 + \Omega_{m0} + \Omega_{r0}) H'_\Lambda(N)^2 + 345H'_\Lambda(N)^4 + 40H'_\Lambda(N)^3 H''_\Lambda(N) + \\
& + 72H_0^2 (-1 + \Omega_{m0} + \Omega_{r0}) H''_\Lambda(N) (9H'_\Lambda(N) + 2H_\Lambda^{(3)}(N)) + 18H_0^2 (-1 + \Omega_{m0} + \Omega_{r0}) H'_\Lambda(N) \times \\
& (175H''_\Lambda(N) + 20H_\Lambda^{(3)}(N) - H_\Lambda^{(4)}(N))) + 2H_\Lambda(N)^3 (-7000H_0^2 (-1 + \Omega_{m0} + \Omega_{r0}) H'_\Lambda(N)^3 + \\
& + 148H'_\Lambda(N)^5 + 10H'_\Lambda(N)^4 H''_\Lambda(N) - 324H_0^2 (-1 + \Omega_{m0} + \Omega_{r0}) H''_\Lambda(N)^3 - 36H_0^2 (-1 + \Omega_{m0} + \Omega_{r0}) H'_\Lambda(N) H''_\Lambda(N) \times \\
& (63H''_\Lambda(N) - 4H_\Lambda^{(3)}(N)) - 9H_0^2 (-1 + \Omega_{m0} + \Omega_{r0}) H'_\Lambda(N)^2 (609H''_\Lambda(N) - 66H_\Lambda^{(3)}(N) + H_\Lambda^{(4)}(N))) + \\
& + 8H_\Lambda(N)^5 (824H_0^2 (-1 + \Omega_{m0} + \Omega_{r0}) H'_\Lambda(N) + 400H'_\Lambda(N)^3 + 60H'_\Lambda(N)^2 H''_\Lambda(N) + 3H_0^2 (-1 + \Omega_{m0} + \Omega_{r0}) \times \\
& (29H''_\Lambda(N) - 3 (6H_\Lambda^{(3)}(N) + H_\Lambda^{(4)}(N)))) / (16H_\Lambda(N)^6 (2H_\Lambda(N) + H'_\Lambda(N))^{10})
\end{aligned} \tag{A.4}$$

-
- [1] M. Tegmark *et al.*, *Astrophys. J.* **606**, 702 (2004)
- [2] D. N. Spergel *et al.*, *Astrophys. J. Suplem.* **170**, 377 (2007)
- [3] T. M. Davis *et al.*, *Astrophys. J.* **666**, 716 (2007)
- [4] M. Kowalski *et al.*, *Astrophys. J.* **686**, 749 (2008)
- [5] M. Hicken *et al.*, *Astrophys. J.* **700**, 1097 (2009)
- [6] E. Komatsu *et al.*, *Astrophys. J. Suplem.* **180**, 330 (2009); G. Hinshaw *et al.*, *Astrophys. J. Suplem.* **180**, 225 (2009)
- [7] J. A. S. Lima and J. S. Alcaniz, *Mon. Not. Roy. Astron. Soc.* **317**, 893 (2000); J. F. Jesus and J. V. Cunha, *Astrophys. J. Lett.* **690**, L85 (2009)
- [8] S. Basilakos and M. Plionis, *Astrophys. J. Lett.* **714**, 185 (2010)
- [9] E. Komatsu *et al.*, *Astrophys. J. Suplem.* **192**, 18 (2011)
- [10] T. P. Sotiriou and V. Faraoni, *Rev. Mod. Phys.* **82** 451 (2010)
- [11] A. A. Starobinsky, *Phys. Lett. B*, **91**, 99 (1980)
- [12] S. M. Carrol, V. Duvvuri, M. Trodden and M. S. Turner, *Phys. Rev. D.*, **70**, 043528 (2004)
- [13] A. D. Dolgov and M. Kawasaki, *Phys. Lett. B* **573**, 1 (2003); T. Chiba, *Phys. Lett. B* **575**, 1 (2003); G. Allemandi, A. Borowiec, M. Francaviglia and S. D. Odintsov, *Phys. Rev. D* **72**, 063505 (2005); A. L. Erickcek, T. L. Smith, and M. Kamionkowski, *Phys. Rev. D* **74**, 121501 (2006); T. Chiba, T. L. Smith and A. L. Erickcek, *Phys. Rev. D* **75**, 124014 (2007); W. Hu and I. Sawicki, *Phys. Rev. D* **76**, 064004 (2007); S. A. Appleby and R. A. Battye, *Phys. Lett. B* **654**, 7 (2007); J. Santos, J. S. Alcaniz, F. C. Carvalho and N. Pires, *Phys. Lett. B* **669**, 14 (2008); J. Santos and M. J. Reboucas, *Phys. Rev. D* **80**, 063009 (2009); V. Miranda, S. E. Joras, I. Waga and M. Quartin, *Phys. Rev. Lett.* **102**, 221101 (2009); S. H. Pereira, C. H. G. Bessa and J. A. S. Lima, *Phys. Lett. B* **690** 103 (2010); R. Reyes *et al.*, *Nature* **464**, 256 (2010).
- [14] L. Amendola, D. Polarski and S. Tsujikawa, *Phys. Rev. Lett.* **98**, 131302 (2007); L. Amendola, R. Gannouji, D. Polarski and S. Tsujikawa, *Phys. Rev. D* **75**, 083504 (2007)
- [15] E. J. Copeland, M. Sami and S. Tsujikawa, *Intern. Journal of Modern Physics D*, **15**, 1753, (2006); L. Amendola and S. Tsujikawa, *Dark Energy Theory and Observations*, Cambridge University Press, Cambridge UK, (2010); R. R. Caldwell and M. Kamionkowski, *Ann. Rev. Nucl. Part. Sci.*, **59**, 397 (2009); I. Sawicki and W. Hu, *Phys. Rev. D.*, **75**, 127502 (2007)
- [16] G. Dvali, G. Gabadadze and M. Porrati, *Phys. Lett. B.*, **485**, 208 (2000)
- [17] P. C. Stavrinos, A. Kouretsis and M. Stathakopoulos, *Gen. Rel. Grav.*, **40**, 1404 (2008); J. Skalala and M. Visser, *Int. J. Mod. Phys. D.*, **19**, 1119 (2010); N. Mavromatos, S. Sarkar and A. Vergou, *Phys. Lett. B.*, **696**, 300 (2011); S. Vacaru, *Int. J. Mod. Phys. D.*, **21** 1250072 (2012); M. C. Werener, *Gen. Rel. Grav.*, **44**, 3047 (2012)
- [18] J. P. Uzan, *Phys. Rev. D.*, **59**, 123510 (1999); L. Amendola, *Phys. Rev. D.*, **60**, 043501 (1999); T. Chiba, *Phys. Rev. D.*, **60**, 083508 (1999); N. Bartolo and M. Pietroni, *Phys. Rev. D.*, **61**, 023518 (2000); F. Perrotta, C. Baccigalupi and S. Matarrese, *Phys. Rev. D.*, **61**, 023507 (2000); B. Boisseau, G. Esposito-Farese, D. Polarski and A. A. Starobinsky, *Phys. Rev. Lett.*, **85**, 2236 (2000); G. Esposito-Farese and D. Polarski, *Phys. Rev. D.*, **63**, 063504 (2001); D. F. Torres, *Phys. Rev. D.*, **66**, 04522 (2002); Y. Fujii and K. Maeda, *The Scalar-Tensor theory of gravitation*, Cambridge University Press (2003).
- [19] S. Nojiri, S. D. Odintsov and M. Sasaki, *Phys. Rev. D* **71**, 023003 (2005); Comelli, *Phys. Rev. D* **72**, 064018 (2005); B.M.N. Carter and I. Neupane, *JCAP*, **0606**, 004 (2006); T. Koivisto and D.F. Mota, *Phys. Lett. B.*, **644**, 104 (2007) F. Bauer, J. Solà, H. Štefančić, *JCAP*, **1012**

- 029, (2010); F. Bauer, J. Solà, H. Štefančić, Phys. Lett. B., **688**, 269 (2010)
- [20] K. Bamba, A. Lopez-Revelles, R. Myrzakulov, S. D. Odintsov and L. Sebastiani, oscillations and growth index from inflation to dark energy era,” Class. Quant. Grav. **30**, 015008 (2013) [arXiv:1207.1009 [gr-qc]].
- [21] W. Hu and I. Sawicki, Phys. Rev. D., **76**, 064004 (2007)
- [22] A. A. Starobinsky, JETP Lett. **86**, 157 (2007)
- [23] E. V. Linder, Phys. Rev. D., **70**, 023511 (2004); E. V. Linder, and R. N. Cahn, Astrop. Phys., **28**, 481 (2007)
- [24] V. Silveira and I. Waga, Phys. Rev. D., **64**, 4890 (1994)
- [25] L. Wang and J. P. Steinhardt, Astrophys. J. **508**, 483 (1998)
- [26] S. Nesseris and L. Perivolaropoulos, Phys. Rev. D **77**, 023504 (2008)
- [27] Y. Gong, Phys. Rev. D., **78** 123010 (2008)
- [28] H. Wei, Phys. Lett. B., **664**, 1 (2008)
- [29] Y.G. Gong, Phys. Rev. D., **78**, 123010 (2008) X.-y Fu, P.-x Wu and H.-w, Phys. Lett. B., **677**, 12 (2009)
- [30] R. Gannouji, B. Moraes and D. Polarski, JCAP, **62**, 034 (2009)
- [31] S. Tsujikawa, R. Gannouji, B. Moraes and D. Polarski D., Phys. Rev. D., **80**, 084044 (2009)
- [32] H. Motohashi, A. A. Starobinsky and J. Yokoyama J., Progress of Theoretical Physics, **123**, 887 (2010)
- [33] S. Basilakos and P. Stavrinos, Phys. Rev. D., **87**, 043506 (2013)
- [34] L. Guzzo *et al.*, Nature **451**, 541 (2008)
- [35] C. Di Porto and L. Amendola, Phys. Rev. D., **77**, 083508 (2008)
- [36] J. Dosset, *et al.*, JCAP **1004**, 022 (2010)
- [37] S. Basilakos and A. Pouri, Mon. Not. Roy. Astron. Soc., **423**, 3761 (2012)
- [38] M. J. Hudson and S. J. Turnbull, Astrophys. J. Let. **715**, 30 (2012)
- [39] S. Basilakos, Intern. Journal of Modern Physics D, **21**, 1250064 (2012)
- [40] L. Samushia, *et al.*, Mon. Not. Roy. Astron. Soc., **429**, 1514 (2013)
- [41] A. Vikhlinin *et al.* 2009, Astrophys. J., **692**, 1060 (2009)
- [42] D. Rapetti, S. W. Allen, A. Mantz, and H. Ebeling, Mon. Not. Roy. Astron. Soc., **406**, 179 (2010)
- [43] S. A. Thomas, F. B. Abdalla, & J. Weller, Mon. Not. Roy. Astron. Soc. **395**, 197 (2009); S. F. Daniel, *et al.*, Phys. Rev. D **81**, 123508 (2010); R. Bean & M. Tangmatitham, Phys. Rev. D **81**, 083534 (2010)
- [44] E. Gaztanaga *et al.*, Mon. Not. Roy. Astron. Soc., **422**, 2904 (2012)
- [45] S. Nesseris and J. Garcia-Bellido, JCAP, **11**, 33 (2012)
- [46] F. Beutler, *et al.*, Mon. Not. Roy. Astron. Soc., **423**, 3430 (2012)
- [47] D. Polarski and R. Gannouji, Phys. Lett. B **660**, 439 (2008)
- [48] N. Suzuki, D. Rubin, C. Lidman, G. Aldering, R. Amanullah, K. Barbary, L. F. Barrientos and J. Botyanszki *et al.*, Astrophys. J. **746**, 85 (2012)
- [49] W. J. Percival, Mon. Not. Roy. Astron. Soc., **401** 2148 (2010)
- [50] T. D. Saini, S. Raychaudhury, V. Sahni, and A. A. Starobinsky, Phys. Rev. Lett., **85**, 1162, (2000); D. Huterer, and M. S. Turner, Phys. Rev. D., **64**, 123527 (2001)
- [51] S. Capozziello and S. Tsujikawa, Phys. Rev. D., **77**, 107501 (2008)
- [52] X. Fu, P. Wu and H. Yu, Eur. Phys. J. C., **68**, 271 (2010)
- [53] R. Dave, R. R. Caldwell and P. J. Steinhardt, Phys. Rev. D., **66**, 023516 (2002)
- [54] A. Lue, R. Scossimarro, and G. D. Starkman, Phys. Rev. D., **69**, 124015 (2004)
- [55] E. V. Linder, Phys. Rev. D., **72**, 043529 (2005)
- [56] F. H. Stabenau and B. Jain, Phys. Rev. D, **74**, 084007 (2006)
- [57] P. J. Uzan, Gen. Rel. Grav., **39**, 307 (2007)
- [58] S. Tsujikawa, K. Uddin and R. Tavakol, Phys. Rev. D., **77**, 043007 (2008)
- [59] J. B. Dent, S. Dutta and L. Perivolaropoulos, Phys. Rev. D., **80**, 023514 (2009)
- [60] P. J. E. Peebles, “Principles of Physical Cosmology”, Princeton University Press, Princeton New Jersey (1993)
- [61] Wen-Shau Zhang *et al.*, [arXiv:1202.0892] (2012)
- [62] A. B. Belloso, J. Garcia-Bellido and D. Sapone, JCAP, **1110**, 010 (2011)
- [63] C. Di Porto, L. Amendola and E. Branchini, Mon. Not. Roy. Astron. Soc. **419**, 985 (2012)
- [64] M. Ishak and J. Dosset, Phys. Rev. D., **80**, 043004 (2009)
- [65] W. J. Percival, *et al.*, Mon. Not. Roy. Astron. Soc., **353**, 1201 (2004)
- [66] Y.-S. Song and W.J. Percival, *J. Cosmol. Astropart. Phys.*, **10** (2009) 004
- [67] M. Tegmark *et al.*, Phys. Rev. D **74**, 123507 (2006)
- [68] L. Samushia, W. J. Percival and A. Raccanelli, [arXiv:1102.1014] (2012)
- [69] C. Blake *et al.*, Mon. Not. Roy. Astron. Soc., **415**, 2876 (2011)
- [70] B. A. Reid *et al.*, Mon. Not. Roy. Astron. Soc., **426**, 2719 (2012)
- [71] R. Tojeiro, *et al.*, Mon. Not. Roy. Astron. Soc., **424**, 2339 (2012)
- [72] C. Blake, E. Kazin, F. Beutler, T. Davis, D. Parkinson, S. Brough, M. Colless and C. Contreras *et al.*, Mon. Not. Roy. Astron. Soc. **418**, 1707 (2011)
- [73] H. Akaike, IEEE Transactions of Automatic Control, **19**, 716 (1974); N. Sugiura, Communications in Statistics A, Theory and Methods, **7**, 13 (1978)
- [74] G. Hinshaw, D. Larson, E. Komatsu, D. N. Spergel, C. L. Bennett, J. Dunkley, M. R. Nolte and M. Halpern *et al.*, arXiv:1212.5226 [astro-ph.CO].
- [75] W. Hu and N. Sugiyama, Astrophys. J. **471**, 542 (1996).