

Study of resonance states of ^{11}Be with isospectral bound state microscopic potential

S. K. Dutta¹, D. Gupta^{2*}, D. Das², and Swapan K. Saha²

¹*Department of Physics, B.G. College, Berhampore, Murshidabad 742101, India and*

²*Department of Physics, Bose Institute, 93/1 A.P.C. Road, Kolkata 700009, India*

(Dated: November 7, 2017)

The theoretical procedure of supersymmetric quantum mechanics (SQM) is adopted for the first time to study quasi-bound states of a weakly bound nuclear system using microscopic potential. The density dependent M3Y (DDM3Y) effective interaction was found earlier to give a satisfactory description of radioactivity, nuclear matter and scattering. In the present work, we have generated a two-body potential microscopically in a single folding model using the DDM3Y effective interaction. From this potential, SQM generated a family of isospectral potentials for ^{11}Be ($^{10}\text{Be} + n$). We investigated the $5/2^+$, $3/2^-$ and $3/2^+$ resonance states of ^{11}Be . The experimental data and the present calculations of excitation energies of the above resonance states are found to be in good agreement.

Keywords: Resonance, NN interaction, Folding, Isospectral potential

PACS numbers: 21.45.+v, 25.70.Ef, 27.20.+n

INTRODUCTION

The dynamics of drip line nuclei are quite different from those of stable nuclei [1]. These nuclei present a challenge for the existing nuclear theory [2–5] to provide an appropriate framework, within which it would be possible to account for the peculiar properties of nuclei far off the stability line. New theoretical tools are needed for a complete and consistent description of such nuclei.

We have undertaken the task of studying the weakly bound nucleus ^{11}Be which has a spectrum of resonant states [6]. Conclusive information about its resonant states became available with the advent of highly sophisticated radioactive ion beam facilities. These metastable states are sources of information regarding nucleon-nucleon interaction at unusually large distances in a low nuclear density medium. The ^{11}Be nucleus has two bound states, the $1/2^+$ ground state and the $1/2^-$ excited state. All other excited states are the resonant states. Therefore, investigation of resonant states becomes a necessity due to insufficient number of bound states. Analysis of spectra of resonant states of ^{11}Be provides valuable information about the nature of interactions among the constituents of the system. For ^{11}Be nucleus having a well known halo structure [7–9], it is extremely important if we can extract any information regarding its wavefunction from resonant state analysis. Thus, using the present theoretical tool, unknown resonance states of newly found exotic nuclei can be studied.

In the present work we found that a two-body model gives a good description of ^{11}Be , in which the valence

nucleon moves independently in a mean field. We have studied weakly bound ^{11}Be nucleus in the framework of a two-body model consisting of an inert core of ^{10}Be and a single valence neutron.

THEORY

We adopt an efficient theoretical technique [10–12] for the resonant states, which treats the ground and resonant states on the same footing. Our calculational procedure circumvents the numerical difficulties posed by such low lying broad resonances. We use the same interaction for the study of both ground as well as resonant states. The two body equation is solved to obtain an effective potential, $v(r)$, as a function of the radial length variable r , corresponding to the J^π quantum number of the ground state. The effective potential $v(r)$ also includes the centrifugal barrier. Solution of the radial equation with this potential gives the ground state wave function ψ_0 . We then use the prescription of supersymmetric quantum mechanics (SSQM) [13–15] to calculate a potential (\hat{v}) which is strictly isospectral with v , but has properties desirable for an accurate calculation of the resonant state having the same J^π . However this procedure does not apply if the ground state is unbound. Thus it cannot be applied to a resonant state, corresponding to which no bound state having the same J^π exists. For such resonances, we adopt a slightly different method, using a lesser known result of SSQM, *viz.*, a bound state in the continuum (BIC); one can construct an isospectral potential (IP) which has a normalizable positive energy solution at a selected energy. Once again this IP has desirable properties which can be utilized for an accurate calculation of such resonances. The effective

*Corresponding author email: dhruba@jcbosc.ac.in

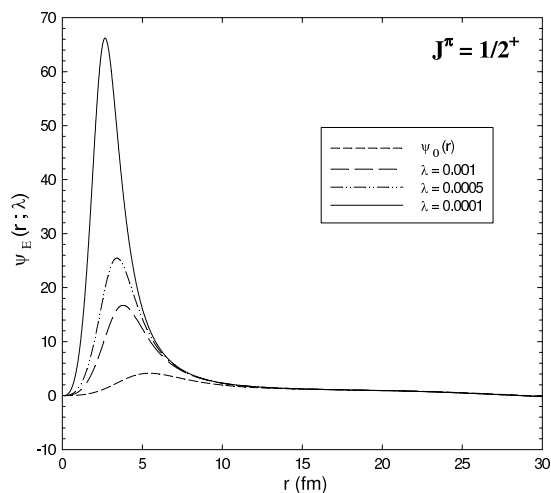


FIG. 1: Wave functions for the ground state ($\psi_0(r)$) of the original potential $v(r)$ and isospectral potentials for $\lambda = 10^{-3}, 5 \times 10^{-4}$ and 10^{-4} for the $1/2^+$ state of ^{11}Be .

two body potential thus obtained is judiciously used to extract important information about resonant states. The potential $v(r)$, in general, presents a shallow well followed by a low and wide barrier as r increases. For a finite barrier height, a system may temporarily be trapped inside the shallow well, when its energy is close to the resonance energy. So, in principle, one can find quasi-bound states in such a shallow potential. However there is a large probability for tunneling through the barrier which gives rise to broad resonance widths. Calculation of resonance energies of weakly bound unstable nuclei thus presents a very challenging problem. Our technique as described above circumvents this difficulty and obtain resonance energies in a precise manner.

From Darboux transformation of SSQM [13, 16, 17], one can construct a partner potential for any given potential, such that the spectrum of the partner is identical to that of the original, except that the ground state of the original is missing in the spectrum of the partner potential. Using this procedure for deleting and then subsequently reinstating the ground state of a potential $v(r)$, one can construct a family of strictly isospectral potentials (IP) $\hat{v}(r, \lambda)$, involving an arbitrary parameter λ . It is observed that as $\lambda \rightarrow 0+$, $\hat{v}(r, \lambda)$ develops a narrow and deep attractive well followed by a high barrier near the origin. Since \hat{v} is strictly isospectral with v , the energy E_R at which resonance occurs in \hat{v} is exactly the same as that in v , but the system has a much higher probability of being trapped in a deep well followed by the high barrier of \hat{v} . Thus, while the resonance at an energy E_R is very broad in $v(r)$, it is very sharp in \hat{v} , facilitating calculation of E_R and the width Γ . However this procedure needs a bound ground state in $v(r)$. For many of the resonances in weakly

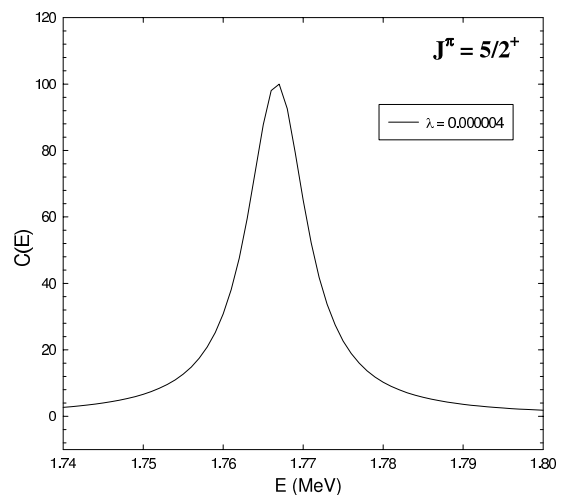


FIG. 2: Probability $C(E)$ as a function of energy E for $\lambda = 4 \times 10^{-5}$ for the $5/2^+$ state of ^{11}Be .

bound halo nuclei, there are no bound states with the same J^π quantum numbers. For such resonances the above procedure of using isospectral potentials does not apply. The idea of isospectral potential has been extended by Pappademos et al. [18] to scattering states with positive energy in the continuum. While the wave functions in the continuum are non-normalizable, following Pappademos et al. one can construct a normalizable wave function at a selected energy - thus representing a bound state in the continuum (BIC). The BIC is a solution of the equation with an isospectral potential $\hat{v}(r, \lambda)$. As the theory predicts, it is found in practice that resonance energy does not depend on the choice of λ . So λ is suitably chosen to optimize the stability of the resonant state. It again preserves the spectrum of the original potential, only it adds a discrete BIC at a selected energy. In the present work we have shown that application of SSQM formalism together with BIC technique describes resonance states of ^{11}Be very well. Being a bound state in the continuum of the isospectral family, this technique requires less numerical effort and offers better precision.

Single folding potential $v(r)$

The nucleon-nucleus potential is obtained in a single folding calculation by using the density distribution of the nucleus and the nucleon-nucleon effective interaction [19] as,

$$U(\vec{r}_1) = \int \rho_2(\vec{r}_2) v(|\vec{r}_1 - \vec{r}_2|) d^3 r_2 \quad (1)$$

where $\rho_2(\vec{r}_2)$ is density of the nucleus at \vec{r}_2 and $v(r = |\vec{r}_1 - \vec{r}_2|)$ is the effective interaction between two nucleons

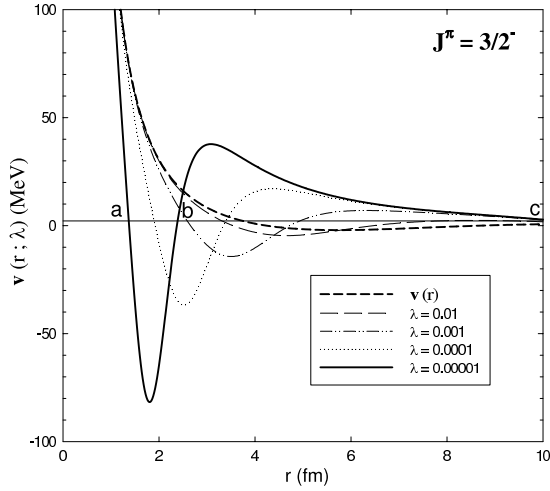


FIG. 3: The original folding potential $v(r)$ along with on-parameter family of isospectral potentials $\hat{v}(r; \lambda)$ for $\lambda = 10^{-2}, 10^{-3}, 10^{-4}$ and 10^{-5} for the $3/2^-$ state of ^{11}Be . The turning points (a,b,c) are marked.

at the sites \vec{r}_1 and \vec{r}_2 . The finite range M3Y effective interaction $v(r)$ [20], is based upon a realistic G-matrix and was constructed in an oscillator basis. Since it is an average over a range of nuclear densities and energies, it has no explicit dependence on density or energy. A weak energy dependent effect is contained only in an approximate treatment of single-nucleon knock-on exchange. The density and energy averages are adequate at lower energies for the real part of the heavy ion optical potentials. For scattering at higher energies, explicit density dependence was introduced [21, 22]. The present calculations use this density dependent M3Y (DDM3Y) effective NN interaction with an added zero-range pseudo potential given by,

$$v(r, \rho, E) = t^{\text{M3Y}}(r, E)g(\rho, E) \text{ MeV} \quad (2)$$

where E is incident energy and

$$t^{\text{M3Y}} = \left[7999 \frac{e^{-4r}}{4r} - 2134 \frac{e^{-2.5r}}{2.5r} \right] \text{ MeV} + J_{00}(E)\delta(r) \quad (3)$$

The zero-range pseudo-potential [21] represents the single-nucleon exchange term and is given by

$$J_{00}(E) = -276(1 - (0.005 \text{ MeV}^{-1})E/A) \text{ MeV} \cdot \text{fm}^3 \quad (4)$$

while the density dependent part is taken [22] to be

$$g(\rho, E) = c(1 - b(E)\rho^{2/3}) \quad (5)$$

taking care of the higher order exchange and Pauli blocking effects. Here $\rho = \rho_2$ is the spherical ground state

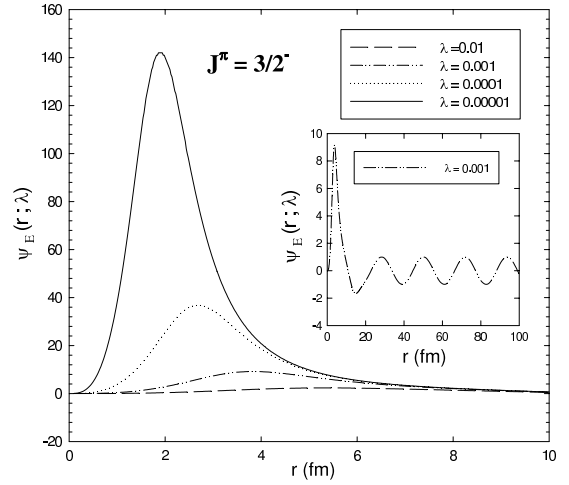


FIG. 4: Wave function (in arbitrary units) at the excitation energy 2.67 MeV for $\lambda = 10^{-2}, 10^{-3}, 10^{-4}$ and 10^{-5} for the $3/2^-$ state of ^{11}Be .

density of the nucleus. We use the ‘‘realistic’’ neutron and proton densities as described in eqn. (2) of ref. [23] for ^{10}Be nucleus. The constants of this interaction c and b when used in single folding model description, are determined by nuclear matter calculations [24] as 2.07 and 1.62 fm^2 respectively. Earlier, the DDM3Y interaction is found to provide a unified description of radioactivity, nuclear matter and scattering [25, 26]. Thus it is very appropriate to study quasi-bound states of a weakly bound nuclear system using this interaction.

Isospectral potential of $v(r)$

As mentioned earlier, for a particular $v(r)$, it is possible to construct a family of strictly isospectral potentials $\hat{v}(r; \lambda)$ depending on an arbitrarily chosen parameter λ . This is done by the technique of SSQM, which is briefly reviewed in the following paragraph. The equation for the ground state wave function $\psi_0(r)$ is

$$\left(-\frac{\hbar^2}{2\mu} \frac{d^2}{dr^2} + v(r) - E_0 \right) \psi_0(r) = 0 \quad (6)$$

where E_0 is the energy of the ground state. Shifting the energy scale, such that the ground state is at zero energy (corresponding potential is denoted by $v_1(r) = v(r) - E_0$) one can factorize the Hamiltonian as

$$H_1 = -\frac{\hbar^2}{2\mu} \frac{d^2}{dr^2} + v_1(r) = A^\dagger A \quad (7)$$

where $A = \frac{\hbar}{\sqrt{2\mu}} \frac{d}{dr} + W(r)$, $A^\dagger = -\frac{\hbar}{\sqrt{2\mu}} \frac{d}{dr} + W(r)$ and the ‘superpotential’ [13, 15] $W(r)$ is given by

$$W(r) = -\frac{\hbar}{\sqrt{2\mu}} \frac{\psi_0'(r)}{\psi_0(r)}. \quad (8)$$

It can be easily verified that

$$v_1(r) = W^2(r) - \frac{\hbar}{\sqrt{2\mu}} W'(r), \quad (9)$$

where a prime denotes differentiation with respect to the argument. Then SSQM prescribes a partner Hamiltonian $H_2 = AA^\dagger = -\frac{\hbar^2}{2\mu} \frac{d^2}{dr^2} + v_2(r)$ corresponding to a partner potential

$$v_2(r) = W^2(r) + \frac{\hbar}{\sqrt{2\mu}} W'(r). \quad (10)$$

It can be shown that the Hamiltonians H_1 and H_2 have identical spectra (but different eigenfunctions), except that the ground state of H_1 is missing in the spectrum of H_2 . To reinstate this missing ground state (thus making the two potentials strictly isospectral), Nieto obtained [15] the most general superpotential, \hat{W} such that

$$v_2(r) = \hat{W}^2 + \frac{\hbar}{\sqrt{2\mu}} \hat{W}'. \quad (11)$$

For a given $v_2(r)$, above equation is a non-linear equation for $\hat{W}(r)$; hence the solution is not unique and one can get a one-parameter family of solutions for \hat{W} .

$$\hat{W}(r; \lambda) = W(r) + \frac{\hbar}{\sqrt{2\mu}} \frac{d}{dr} \ln[I_0(r) + \lambda] \quad (12)$$

with

$$I_0(r) = \int_0^r [\psi_0(r')]^2 dr'. \quad (13)$$

Here λ is a real parameter, whose value can be in the range $0 < \lambda < \infty$. Since ψ_0 is normalized, $0 \leq I_0(r) \leq 1$ and therefore $\lambda \leq 0$ is not allowed. Since \hat{W} satisfies the most general supersymmetric (SUSY) partner [15] of $v_2(r)$, it follows that

$$\begin{aligned} \hat{v}_1(r; \lambda) &= \hat{W}^2(r; \lambda) - \frac{\hbar}{\sqrt{2\mu}} \hat{W}'(r; \lambda) \\ &= v_1(r) - 2 \frac{\hbar^2}{2\mu} \frac{d^2}{dr^2} \ln[I_0(r) + \lambda]. \end{aligned} \quad (14)$$

It is then strictly isospectral with $v_1(r)$. Although both have identical spectra, the nature of \hat{v}_1 may be very different from that of $v_1(r)$, depending on the value of λ . The limits $\lambda \rightarrow \pm\infty$ correspond to the original potential $v_1(r)$. For $\lambda \rightarrow 0+$, $\hat{v}(r; \lambda)$ develops a deep and narrow attractive well followed by a high barrier, near the origin. Then the wave function for the potential $\hat{v}(r; \lambda)$ develops a sharp peak near the origin, for $\lambda \rightarrow 0+$. We utilize this feature to calculate the resonance states in the potential $v_1(r)$, or equivalently $v(r)$. Wave functions corresponding to $v(r)$ and for isospectral potentials for three different λ values for the $1/2^+$ state of ^{11}Be are shown in Fig. 1.

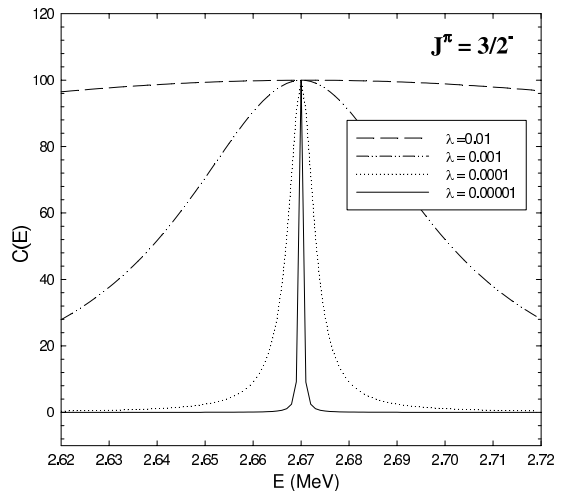


FIG. 5: Probability $C(E)$ as a function of energy E for $\lambda = 10^{-2}, 10^{-3}, 10^{-4}$ and 10^{-5} for the $3/2^-$ state of ^{11}Be .

Isospectral potential to locate a bound state in the continuum (BIC)

In order to calculate the isospectral potential $\hat{v}_1(r; \lambda)$ for a given J^π one needs the knowledge of the normalized ground state wave function $\psi_0(r)$ for the same J^π . However in halo nuclei, at most only the ground state is bound and for resonances with J^π different from that of the ground state, we have no normalizable lowest energy state of the same J^π . Thus the procedure above is not applicable for such resonances. For such cases we adopt a somewhat different approach. We follow Pappademos et al [18] and generalize the above procedure starting with any solution $\psi_E(r)$ of Eq. (6) corresponding to energy $E > 0$ (subject to the boundary condition that $\psi_E(0) = 0$). Thus ψ_E is not square integrable, but it oscillates as r increases. One can verify by direct substitution that

$$\hat{\psi}_E(r; \lambda) = \frac{\psi_E(r)}{I_E(r) + \lambda}, \quad (15)$$

where

$$I_E(r) = \int_0^r [\psi_E(r')]^2 dr' \quad (16)$$

satisfies Eq. (6) with $v(r)$ replaced by

$$\hat{v}(r; \lambda) = v(r) - \frac{\hbar^2}{2\mu} \left[\frac{4\psi_E(r)\psi_E'(r)}{I_E(r) + \lambda} + \frac{2(\psi_E(r))^4}{(I_E(r) + \lambda)^2} \right], \quad (17)$$

when $\psi_E(r)$ satisfies Eq. (6). Thus for the potential $\hat{v}(r; \lambda)$ given by Eq. (17), which depends on the arbitrary parameter λ , $\hat{\psi}_E(r)$ is the solution corresponding to the

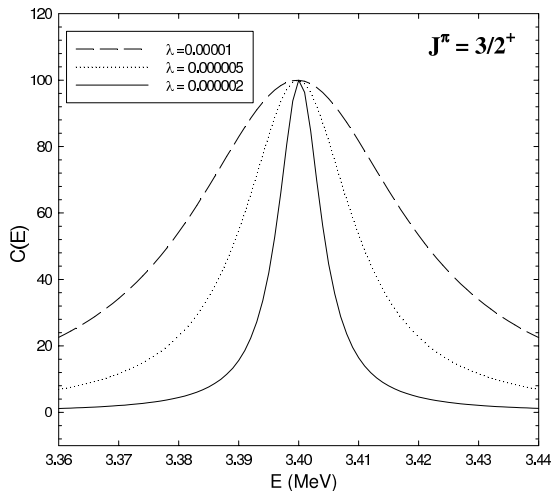


FIG. 6: Probability $C(E)$ as a function of energy E for $\lambda = 1.0 \times 10^{-5}$, 5.0×10^{-6} and 2.0×10^{-6} for the $3/2^+$ state of ^{11}Be .

same energy E . However since $\psi_E(r)$ oscillates with a constant amplitude in the asymptotic region, $I_E(r)$ increases approximately linearly with r for large r and from Eq. (15) we see that $\hat{\psi}_E(r; \lambda)$ is normalizable. Thus $\hat{\psi}_E(r; \lambda)$ represents a bound state in the continuum (BIC) of $\hat{v}(r; \lambda)$, which is isospectral with $v(r)$. Since $0 \leq I_E(r) < \infty$, negative values of λ are no longer allowed. As before, $\hat{v}(r; \lambda)$ develops a deep and narrow well followed by a high barrier near the origin for $\lambda \rightarrow 0+$ and approaches $v(r)$ for $\lambda \rightarrow +\infty$.

CALCULATION OF RESONANCES

For a particular resonance state having spin-parity J^π , if there exists a bound state of the same J^π , we start with the lowest lying state (ground state) wave function $\psi_0(r)$ having energy E_0 and construct the isospectral potential $\hat{v}(r; \lambda) = \hat{v}_1(r; \lambda) + E_0$ according to Eq. (14). On the other hand if there is no bound state with the same J^π , we solve Eq. (6) for a positive energy E subject to the boundary condition $\psi_E(0) = 0$ and normalized to a constant (fixed) amplitude of oscillation in the asymptotic region, to get $\psi_E(r)$ and construct $\hat{v}(r; \lambda)$ according to Eqs. (16) and (17). In both cases \hat{v} approaches v for $\lambda \rightarrow +\infty$ and develops a deep and narrow well followed by a high barrier near the origin for $\lambda \rightarrow 0+$. The deep well and high barrier combination effectively traps the system giving rise to a quasi-bound state.

We calculate the probability of the system to be trapped

within this enlarged well-barrier combination,

$$C(E) = \int_0^{r_B} [\hat{\psi}_E(r')]^2 dr', \quad (18)$$

where r_B is the position of the top of the barrier. The quantity $C(E)$ as a function of E shows a resonance behaviour - $C(E)$ has a maximum at the resonance energy $E = E_R$. This resonance curve becomes very sharp for small positive values of λ , and approaches a delta function for $\lambda \rightarrow 0+$. Although the resonance energy is independent of λ , one has to make a judicious choice of λ , since for extremely small values of λ , numerical errors in the wave function within the extremely narrow well becomes very large. A plot of probability $C(E)$ as a function of energy E , for the system to be within the trapping potential according to Eq. (18), for $\lambda = 4 \times 10^{-5}$ is shown in Fig. 2.

The width Γ of the resonance is obtained from its mean life τ , using the time energy uncertainty relation. The mean life is the reciprocal of the decay constant, which is a product of the number (n_c) of impacts on the barrier and the transmission probability (T). We estimate n_c semiclassically as the reciprocal of time of flight within the well of \hat{v} between the classical turning points a , b and T is obtained by the WKB approximation for the transmission through the barrier of \hat{v} with resonance energy E_R :

$$T = \exp\left[-2 \int_b^c \sqrt{\frac{2\mu}{\hbar^2} (\hat{v}(\lambda; r) - E_R)} dr\right] \quad (19)$$

where b and c are the classical turning points of the barrier. The final expression for Γ is

$$\Gamma = 2 \sqrt{\frac{\hbar^2}{2\mu}} \frac{\exp\left(-2 \int_b^c \sqrt{\frac{2\mu}{\hbar^2} (\hat{v}(\lambda; r) - E_R)} dr\right)}{\int_a^b \frac{dr}{\sqrt{(E_R - \hat{v}(\lambda; r))}}}. \quad (20)$$

We have verified by direct calculation that Γ is independent of λ within numerical errors.

RESULTS AND CONCLUSIONS

Considering ^{11}Be as a two-body system ($^{10}\text{Be} + n$), we investigated the $5/2^+$, $3/2^-$ and $3/2^+$ resonant states. The original two-body interaction potential was constructed microscopically a single folding approach using DDM3Y effective interaction. Successful study of resonant states of weakly bound nuclei (^6He , ^6Li , ^6Be) was previously carried out using phenomenological bound state potentials [10–12]. The previous study [27] of $5/2^+$ resonance state of ^{11}Be was carried out using

Table 1:

Comparison of the experimental results [6, 7] with the calculated values of the present work using isospectral potential (IP) for the resonance states of ^{11}Be .

J^π	E_x [6, 7] (MeV)	Γ [6, 7] (keV)	$E_x(IP)$ (MeV)	$\Gamma(IP)$ (keV)
$5/2^+$	1.77 ± 0.02	100 ± 10	1.77	124
$3/2^-$	2.67 ± 0.02	200 ± 10	2.67	188
$3/2^+$	3.89 ± 0.02	< 50	3.40	110

Wood-Saxon potential for $^{10}\text{Be}(\text{core}) - n$ potential. Parameters were adjusted to reproduce the two bound states $1/2^+$ and $1/2^-$ and one resonance state $5/2^+$. Limitation of such a choice of potential could be circumvented by the use of realistic microscopic potential, which increases the scope of study to include multiple resonant states as evident from our study. In the present work, DDM3Y potential is used for the first time in the analysis of quasi-bound states of ^{11}Be .

The bound state corresponding to the ground state of ^{11}Be [$^{10}\text{Be}(0^+) \otimes (s_{1/2})$] for $l = 0$ and $J^\pi = 1/2^+$ is reproduced by normalizing the DDM3Y potential by a factor of 1.5. This potential was used to construct the isospectral potential \hat{v} of Eq. (17) for all the resonant states. We next study the $5/2^+$ resonance state of ^{11}Be [$^{10}\text{Be}(0^+) \otimes (d_{5/2})$]. Since the ground state has a different spin-parity and there is no bound $5/2^+$ state, we use the BIC technique. The effective two-body potential $v(r)$ for the $5/2^+$ state presents a shallow well followed by a low barrier. Now we solve Eq. (6) for energy $E > 0$, subject to the boundary condition at $r = 0$, viz., $\psi_E(0) = 0$. Then $\psi_E(r)$ is normalized to a constant (fixed) amplitude of oscillations in the asymptotic region. This $\psi_E(r)$ is used to construct $\hat{v}(r; \lambda)$ according to Eq. (16) and (17), choosing an appropriately small value of λ , such that there is a narrow and a deep well followed by a high barrier which effectively traps the system. The choice of λ was made to ensure a sharp response of $C(E)$ for an optimal numerical calculation. The excitation energy E_x is sum of the resonance energy E_R and the ground state energy of 0.5 MeV. As evident from Fig. 2, the excitation energy of $5/2^+$ state is at $E_x = 1.77$ MeV which is same as the experimental value [6]. The width is obtained from Eq. (20) as $\Gamma = 124$ keV, which slightly deviates from the experimental finding ($\Gamma_{exp} = 100 \pm 10$ keV). We also found that Γ is independent of λ . Next we investigate the $3/2^-$ resonant state at excitation energy 2.67 MeV. We extend the BIC technique to calculate the $3/2^-$ resonance state [$^{10}\text{Be}(0^+) \otimes (p_{3/2})$]. Since there is no bound-state of same spin-parity, the same procedure of BIC is employed. For appropriate choice of λ , deep-welled isospectral potentials are constructed. The plots of $\hat{v}(r; \lambda)$ corresponding to $E = E_x$ for

different values of λ are shown in Fig. 3 along with the original folding potential $v(r)$. It should be noted that with the decrease of λ there is a dramatic increase in the minimum of the well as well as the barrier height, both shifting towards the origin. Classical turning points a, b and c are marked for the well-barrier combination of $\hat{v}(r; \lambda)$ for $\lambda = 0.00001$ in Fig. 3. Wave functions at the excitation energy of $E_x = 2.67$ MeV for $3/2^-$ resonant state is shown in Fig. 4. The inset of Fig. 4 shows the wave function plot for $\lambda = 10^{-3}$ in an expanded scale up to 100 fm. All resonant state wave functions of Fig. 4 show similar features but plots are shown up to 10 fm to highlight their relative magnitudes within the trapping potential. This figure illustrates the increase of trapping ability of isospectral potentials $\hat{v}(r; \lambda)$ with the decrease of λ values. A plot of $C(E)$ as a function of E for various λ shows how the trapping effect of $\hat{v}(r; \lambda)$ increases as λ decreases (Fig. 5). As is evident from Fig. 5, the sharpness of the peak increases rapidly as $\lambda \rightarrow 0^+$. It is apparent from the plots that there is a resonant state at energy $E_x = 2.67$ MeV. Width obtained from Eq. (20) is $\Gamma = 188$ keV. In a similar way, $3/2^+$ resonance state [$^{10}\text{Be}(2^+) \otimes (s_{1/2})$] is investigated using the same procedure. Plots of probability $C(E)$ shown in Fig. 6 indicate that there is a resonant state at $E_x = 3.40$ MeV. Width $\Gamma = 110$ keV was obtained semiclassically from Eq. (20). Again we find the independence of the arbitrary parameter λ for accurate determination of resonant state energy. Choice of λ only facilitates in detection of resonance states and optimization of numerical computation. Excitation energy for the $3/2^+$ state differs slightly from the experimental value. The experimental values [6] and our theoretical calculations are given in Table 1. The study of resonance states of ^{11}Be , by our procedure clearly indicates the effectiveness of our technique in handling resonance states of weakly bound nuclei.

D. Das acknowledges CSIR, India for financial support.

-
- [1] I. Tanihata et al., Phys. Lett. 206B, 592 (1988); see references therein
 - [2] A. Cs6t6, Phys. Rev. C49, 3035 (1994)
 - [3] J. Aguilar and J.M. Combes, Commun. Math. Phys. 22, 269 (1971); E. Balslev and J.M. Combes, ibid. 22, 280 (1971); B.Simon, ibid. 27, 1 (1972)
 - [4] Y. Suzuki, Nucl. Phys. A528, 395 (1991)
 - [5] Y. Suzuki and K. Ikeda, Phys. Rev. C38, 410 (1988)
 - [6] A. Shrivasta, Y. Blumenfeld, Phys. Lett. B 596 (2004) 54
 - [7] F. Cappuzzello et al., Phys. Letts. B 516, 21 (2001)
 - [8] R. Crespo, A. Deltuva and A. M. Moro, Phys. Rev. C83, 044622 (2011)
 - [9] A. M. Moro and R. Crespo, Phys. Rev. C 85, 054613 (2012)

- [10] S.K. Dutta, T.K. Das, M.A. Khan and B. Chakraborti, Jour. Phys. G : Nucl. Part. Phys. 29 (2003) 2411
- [11] S.K. Dutta, T.K. Das, M.A. Khan and B. Chakraborti, Intl. Jour. Mod. Phys. E 13 (2004) 811
- [12] S. K. Dutta, T. K. Das, M. A. Khan and B. Chakraborti, Few-Body Systems 35 (2004) 33
- [13] F. Cooper, A. Khare and U. Sukhatame, Phys. Rep. **251**, 267 (1995)
- [14] A. Khare, U. Sukhatme, J. Phys. A 22, 2847 (1989)
- [15] M. M. Nieto, Phys. Lett B 145, 208 (1984)
- [16] G. Darboux, C.R. Acad. Sci. Paris 94, 1456 (1882)
- [17] W. Y. Keung et al., J. Phys. A 22, 987 (1989)
- [18] J. Pappademos, U. Sukhatme and A. Pagnamenta, Phys. Rev. A 48, 3525 (1993)
- [19] G. R. Satchler and W. G. Love, Phys. Rep. 55 (1979) 183
- [20] G. Bertsch, J. Borysowicz, H. McManus and W.G. Love, Nucl. Phys. A 284 (1977) 399
- [21] A. M. Kobos, B.A. Brown, R. Lindsay and G.R. Satchler, Nucl. Phys. A 425 (1984) 205
- [22] A. K. Chaudhuri, Nucl. Phys. A 449 (1986) 243
- [23] A. A. Korshennikov, E. Yu. Nikolskii, C. A. Bertulani, S. Fukuda, T. Kobayashi, E. A. Kuzmin, S. Momota, B. G. Novatskii, A. A. Ogloblin, A. Ozawa, V. Pribora, I. Tanihata, K. Yoshida, Nucl Phys. A 617 (1997), 45; see references therein
- [24] D. N. Basu, Jour. Phys. G: Nucl. Part. Phys. 30 (2004) B7
- [25] D. Gupta, E. Khan, Y. Blumenfeld, Nucl. Phys. A 773(2006)230; see references therein
- [26] D. N. Basu, P. Roy Chowdhury, C. Samanta, Phys. Rev. C 72, 051601 (2005); see references therein
- [27] S. Mahapatra, T.K. Das and S.K. Dutta, Intl. Jour. Mod. Phys. E 18 (2009) 1741.