

Testing Dark Matter Clustering with Redshift Space Distortions

Eric V. Linder

*Berkeley Center for Cosmological Physics & Berkeley Lab,
University of California, Berkeley, CA 94720, USA*

Institute for the Early Universe WCU, Ewha Womans University, Seoul 120-750, Korea

(Dated: January 13, 2021)

The growth rate of large scale structure can probe whether dark matter clusters at gravitational strength or deviates from this, e.g. due to self interactions. Measurement of the growth rate through redshift space distortions in galaxy redshift surveys constrains the clustering strength, and its redshift dependence. We compare such effects on growth to those from high redshift deviations (e.g. early dark energy) or modified gravity, and give a simple, highly accurate analytic prescription. Current observations can constrain the dark matter clustering strength to $F_{cl} = 0.99 \pm 0.02$ of standard, if all other parameters are held fixed, but substantial covariances exist. Future galaxy redshift surveys may constrain an evolving clustering strength to 28%, marginalizing over the other parameters, or 4% if the dark energy parameters are held fixed while fitting for dark matter growth. Tighter constraints on the nature of dark matter could be obtained by combining cosmological and astrophysical probes.

I. INTRODUCTION

Growth of large scale structure in the universe carries rich cosmological information. This includes the contributions of different energy density components, their evolution, and the strength of gravity and any other interactions. With the increasing volume of galaxy surveys, probes of the cosmic growth history are being extended in redshift and precision. In particular, spectroscopic surveys enable measurement of redshift space distortion effects, proportional to the growth rate.

Redshift space distortions were proposed as a test of the matter (and cosmological constant Λ) density in the 1980s and 1990s (see, e.g., [1–4]), and then extended to reveal dark energy characteristics [5, 6], and test modifications of gravity [7, 8]. Here we investigate their use for exploring the nature of dark matter, specifically their clustering strength and the possible presence of self interactions.

Since the physics of dark matter is unknown, we should not assume that it behaves identically to normal (baryonic) matter, as far as its cosmic evolution or interactions. Numerous articles, e.g. [9–15] have investigated the scaling of its energy density ρ with expansion factor a to test whether it follows the normal $\rho \sim a^{-3}$ evolution of pressureless matter, or has a nonzero equation of state (pressure to density) ratio.

Others have explored nongravitational “fifth” forces, due to interactions between the dark matter and another sector of particle physics. One category would be a coupling between dark matter and dark energy (e.g. [16] and many others). This adds issues of how this coupling originates (between components with vastly different energy scales), just what is the functional form of the coupling, how it is preserved under quantum corrections, and how and where dark matter is created or destroyed through the interaction (i.e. its velocity and density distribution relative to dark energy).

Here we consider a simpler situation of exploring dark

matter without any interaction with dark energy, but with possible self interaction that alters its clustering strength, while leaving its background evolution unchanged. The analysis is intended to be a purely phenomenological assessment of what growth data can say about the clustering strength, but related effects can arise in models such as self interacting dark matter, e.g. [17–21] multiple dark matter, e.g. [22–27], atomic dark matter [28], resonant dark matter [29], cannibal dark matter [30], etc.

Section II investigates the effect of a deviation in the dark matter clustering strength on the density perturbation growth equations. The results are compared to the analytic growth deviation formalism of the gravitational growth index γ [31] and growth calibration g_* [32], and the interacting growth formalism [33], in Sec. III. We calculate the impact on the growth rate and redshift space distortions in Sec. IV, and use current and projected data to estimate constraints on the dark matter evolution. Section V concludes.

II. DARK MATTER CLUSTERING AND GROWTH

The growth of density perturbations is driven by a source term of the gravitational potential inhomogeneities, and damped by the cosmic expansion. Therefore the physical ingredients that affect growth are the expansion rate, or Hubble parameter $H = \dot{a}/a$, the inhomogeneities in energy density that source the Poisson equation, and any modification to gravitational attraction. We take the dark energy component to remain effectively unclustered, as for standard scalar fields, so the only perturbation source is the matter density perturbations themselves.

In the standard case, where all matter clusters with gravitational strength, the density perturbation source term is determined by $G_N \rho_m \delta$, where the density con-

trast $\delta = \delta\rho_m/\rho_m$, G_N is Newton's constant, and ρ_m is the total matter density. We will allow the clustering to be altered, such that the source term is $G_N F_{\text{cl}} \rho_m \delta$. This can be interpreted as only a fraction F_{cl} participating in clustering, or a clustering attraction varying from gravitational strength, or a combination of the two; we generically call F_{cl} the clustering strength. We do not intend it to be viewed as a modified gravity model, where $G_N \rightarrow G_N F_{\text{cl}}$ since this would in general need to be formed from an action principle to establish the new equations of motion. Thus we stay within general relativity.

Then within linear theory the evolution is given by

$$\ddot{\delta} + 2H\dot{\delta} - \nabla^2\phi = \ddot{\delta} + 2H\dot{\delta} - \frac{3}{2}G_N F_{\text{cl}} H^2 \Omega_m(a) \delta = 0, \quad (1)$$

where $\Omega_m(a) = 8\pi\rho_m(a)/(3H^2)$. The term involving the first derivative is called the friction term, and the term without derivatives of the perturbation is the source term.

To make the role of the expansion history more explicit, it is useful to write the equation as (e.g. [34])

$$g'' + \left[4 + \frac{1}{2}(\ln H^2)' \right] g' + \left[3 + \frac{1}{2}(\ln H^2)' - \frac{3}{2}F_{\text{cl}}(a)\Omega_m(a) \right] g = 0, \quad (2)$$

where $g = \delta/a$ and a prime denotes a derivative with respect to $\ln a$. Note that $(\ln H^2)' = -2(1+q) = -3(1+w_{\text{tot}})$, where q is the deceleration parameter and w_{tot} is the total equation of state, or pressure to energy density, ratio. We will also be interested in the logarithmic growth rate $f = 1 + (\ln g)'$, but note the differential equation for f is not linear.

In the standard case, Eq. (2) depends wholly on the expansion history, through $H(a)$ directly and $\Omega_m(a)$. However, in the general derivation from the equations of motion other physical ingredients can enter: the equation of state or sound speed of the clustering component, deviations from general relativity, or additional forces (e.g. early time baryon-photon coupling). See, e.g., [35–37] for the general relativistic expressions for a general component. Again, we take the matter component to be pressureless, as usual.

The growth equation is quite different if we couple the dark matter to the dark energy, say. In this case we would write for the density evolutions

$$\rho'_m = -3\rho_m(1+w_m) + Q(a, \phi, \phi') \quad (3)$$

$$\rho'_\phi = -3\rho_\phi(1+w_\phi) - Q(a, \phi, \phi'), \quad (4)$$

where the dark energy component involves a scalar field ϕ , Q is the interaction term, and w the equation of state parameter of a component. The equal and opposite interaction terms guarantee that total energy conservation holds. Note that even when the dark matter is pressureless, $w_m = 0$, there is still an effective pressure and hence nonzero effective matter equation of state.

In the interacting case we must specify several quantities; in addition to deciding whether w_m is standard (zero) or not, we must specify w_ϕ or the dark energy potential (assuming it is a canonical scalar field), and the function Q . In the simplest (and probably best motivated) case, a Yukawa coupling (linear in ϕ) in the action induces Q linearly proportional to the product of ϕ' and the trace of the matter energy momentum tensor (e.g. $\rho_m(a)$) [16]. However a considerable range of functions Q have been used in the literature. Moreover, Eq. (3) indicates that matter is being created (or destroyed) – we must specify how this is happening, e.g. uniformly in the CMB frame, the dark matter rest frame, or some other way (see, e.g., [38]), i.e. what is the velocity field?

The interaction gives rise to several effects in the matter density perturbation evolution equation: 1) it changes the expansion history $H(a)$, and hence the source and friction terms, but also 2) changes the Poisson equation or effective gravitational attraction due to the extra fifth force of the interaction, which alters the source term, and 3) modifies the velocity field evolution in the Euler equation, affecting the friction term. In the source term there is an enhanced attraction (since scalars give an attractive force) and diluted potential [since either destruction of (clustered) matter or homogeneous (unclustered) creation of matter dilutes the potential]. The friction term depends on the form of Q , but generally creation of matter out of the dark matter rest frame will induce an extra drag, slowing growth.

Due to the myriad uncertainties concerning coupled dark matter, we do not consider it further. Rather we investigate the straightforward model of dark matter with self interaction, or general clustering fraction or strength. Here the only effect is through the source term. Before proceeding to the numerical solutions, we explore the analytic growth parameter formalism to help guide our physical intuition.

III. COMPARISON TO ANALYTIC GROWTH PARAMETER FORMALISM

The growth rate f in the standard clustering case has a quadrature solution given by [39]. We rederive this without assuming $F_{\text{cl}} = 1$. In the limit that the dark energy density contribution $\Omega_\phi(a)$ is small, and hence f deviates little from unity, the solution simplifies to

$$f = [a^4 H(a)]^{-1} \int_0^a \frac{dA}{A} A^4 H(A) \left[1 + \frac{3}{2} F_{\text{cl}}(A) \Omega_m(A) \right]. \quad (5)$$

We now evaluate this for an expansion history from a (generic clustering) matter component and a dark energy component Ω_ϕ . Remaining within the matter dominated

limit, one finds

$$f = a^{-5/2} \int_0^a dA A^{3/2} \left[1 + \frac{3}{2} F_{\text{cl}} + \frac{1}{2} \left(1 - \frac{3}{2} F_{\text{cl}} \right) \Omega_\phi(A) \right] - \frac{1}{2} a^{-5/2} \Omega_\phi(a) \int_0^a dA A^{3/2} \left[1 + \frac{3}{2} F_{\text{cl}} \right] \quad (6)$$

$$\rightarrow \frac{2[1 + (3/2)F_{\text{cl}}]}{5} - \frac{1 + (3/2)F_{\text{cl}}}{5} \Omega_\phi(a) + \frac{1 - (3/2)F_{\text{cl}}}{2} a^{-5/2} \int_0^a dA A^{3/2} \Omega_\phi(A), \quad (7)$$

where the arrow denotes the case where $F_{\text{cl}}(a)$ is constant. The first term will dominate during matter domination, when $\Omega_\phi(a) \ll 1$, and we recover $f = 1$ for $F_{\text{cl}} = 1$.

Recall that this quadrature ignored $(f-1)^2$ terms, and so is valid in the limit $F_{\text{cl}} \approx 1$. However, we can derive an exact expression for the constant term as asymptotically $\Omega_\phi(a) \rightarrow 0$, i.e. pure matter domination, through examining the characteristic equation of Eq. (2) (using g rather than f evades the nonlinearity of the f differential equation). The result is

$$f_\infty = \frac{-1 + \sqrt{25 - 24(1 - F_{\text{cl}})}}{4}, \quad (8)$$

which indeed agrees with $(2/5)[1 + (3/2)F_{\text{cl}}]$ in the limit of small $F_{\text{cl}} - 1$. (See [40, 41] for this expression arising in other models.) Note that decreasing F_{cl} decreases f , suppressing growth as expected from the decreased contribution to the source term clustering density (or gravitational potential).

The dark matter clustering strength could evolve with time. In this case, in the limit of pure matter domination and taking $F_{\text{cl}} = F_{\text{cl},\infty} + (F_{\text{cl},0} - F_{\text{cl},\infty})a^s$, with $s < -3w$ so that we see the effect from the nonstandard clustering rather than the usual (negligible) early time dark energy,

$$f \approx 1 - \frac{3}{5}(1 - F_{\text{cl},\infty}) + \frac{3}{5 + 2s}(F_{\text{cl},0} - F_{\text{cl},\infty})a^s. \quad (9)$$

For example, we might want to choose $F_{\text{cl},\infty} = 1$ to suppress early time deviation in the growth. Or such a choice could reflect that the epoch of appreciable dark matter self interaction occurs late. For simplicity, though, until Sec. IV B we will take F_{cl} to be constant.

A. Growth index γ

A simple analytic formula for the density perturbation evolution, valid for a wide range of cosmologies including various dark energy models and deviations from general relativity (we discuss some exceptions in the next subsections), was given by [31] as

$$g(a) = e^{\int_0^a (dA/A) [\Omega_m(A)^\gamma - 1]}, \quad (10)$$

where γ is the growth index. In terms of the growth rate, one can derive γ as

$$\gamma = \frac{\ln f}{\ln \Omega_m(a)} \approx \frac{1 - f}{\Omega_\phi(a)}, \quad (11)$$

and remarkably γ is effectively constant, despite being the ratio of two time dependent quantities. A constant γ reproduces the exact numerical solution for the growth evolution for an array of cosmologies to better than 0.2% [31, 39].

If we apply Eq. (11) to the dark matter clustering strength case, however, we see from Eq. (7) that the first, constant term in $1 - f$ leads to a blow up as we divide by a small, early time $\Omega_\phi(a)$. This is because we never have a standard $f = 1$ early asymptote in the case where $F_{\text{cl}} \neq 1$ at early times. Essentially we never have the standard initial condition of $\delta \propto a$, but rather

$$\delta \propto a^{f_\infty}, \quad (12)$$

where f_∞ is given by Eq. (8). This is not a unique situation, and the solution to the problem is already known, as discussed in the next subsection.

B. Growth calibration g_\star

While the growth index γ gives a highly accurate characterization of growth under many circumstances, its derivation relies on a period of standard matter domination. If physics is introduced that changes this, so that the initial conditions no longer lead to $\delta \propto a$, then we must recalibrate the initial growth. This can be done through the growth calibration parameter g_\star [32], shown to be accurate to 0.2% for cases such as early dark energy density, an early period of acceleration, some early time changes to the gravitational coupling (Newton's constant), or weak coupling between dark matter and dark energy.

The expression for the growth factor then has a simple modification from Eq. (10) to

$$g(a) = g_\star e^{\int_0^a (dA/A) [\Omega_m(A)^\gamma - 1]}. \quad (13)$$

Note that this form preserves the growth index γ as it was, i.e. γ characterizes the late time growth while g_\star takes care of the deviation from the nonstandard early time behavior. See [32] for more details about the accuracy and analytic virtues of this form.

For dark matter with clustering strength F_{cl} we can derive an approximation

$$g_\star \approx 1 - 4.8(1 - F_{\text{cl},\infty}). \quad (14)$$

Checking numerically by using the exact solution on the left hand side of Eq. (13), we find that a constant calibration factor g_\star and the standard γ gives an excellent fit for the integrated growth. The overall accuracy for

the growth factor approximation Eq. (13) relative to the exact numerical solution is $\sim 0.2\%|(1 - F_{\text{cl}})/0.01|$ over the range $z = 0.25-2$, where most growth observations would be, or roughly a factor of two worse over $z = 0-3$.

However, unlike most of the cases discussed in [32], in the clustering model the modification to the matter source term does not occur only at early times, but rather persists. This means that while the growth calibration may accurately capture the main effects, the instantaneous growth rate f is less well approximated. Recalling that $f = d \ln g / d \ln a + 1$, we see that a constant g_* has no effect on f . Then f would be biased by $\sim 0.6\%[(F_{\text{cl}} - 1)/0.01]$. Thus to account for the persistent effect on the growth rate while keeping γ constant, we would need to make g_* a function of time. Otherwise, quantities involving f such as fg , linearly proportional to the quantity $f\sigma_8(z)$ observable through redshift space distortions, would be inaccurate. Fortunately, we can do better.

C. Growth rate calibration f_∞

While the growth rate f in the case of nonstandard matter clustering evolution does not accord perfectly with the constant growth index formalism, we find that the ratios of the growth rates at different redshifts do. That is, rather than calibrate the growth factor through the early time g_* factor, it is more effective to calibrate the growth rate through the factor f_∞ already introduced in Eq. (8). This not only accounts for the early time initial conditions, but the persistence of the altered growth rate at later times.

The rate calibrated version of the analytic growth parameter formalism becomes

$$g(a) = e^{\int_0^a (dA/A) [f_\infty \Omega_m(A)^\gamma - 1]} . \quad (15)$$

Comparing to the exact numerical solution we find that γ remains virtually unchanged from the standard case, as it should within its interpretation as a gravitational growth index (since we have not changed the theory of gravity). Since f_∞ is determined by Eq. (8), then this fit has no free parameters. Remarkably, its accuracy is $0.25\%|(1 - F_{\text{cl}})/0.01|$ in growth at all redshifts, and does not degrade for quantities involving the growth rate, such as the observational quantity $f\sigma_8(z)$, for $z > 0.25$.

Indeed the growth rate itself

$$f = f_\infty \Omega_m(a)^\gamma \quad (16)$$

is accurate to 0.2% even for $F_{\text{cl}} = 0.9$ for $z > 0.25$ (and to 0.1% for $z > 0.4$), as is the quantity $f\sigma_8(z)/\sigma_{8,0}$ discussed in the next section. This multiplicative form for the growth rate was also shown to work for some coupled dark matter-dark energy models by [33], to $\sim 1\%$ in the integrated growth, where their η corresponds to our $f_\infty - 1$ and includes a fit parameter.

Since the clustering strength affects the initial conditions on both the growth factor and growth rate, and the

late time growth, we can incorporate both the growth calibration g_* and the growth rate calibration f_∞ , if we want to achieve even better accuracy. We find that when calibrating the growth rate according to Eq. (8), the remaining growth calibration is given by

$$\tilde{g}_* \approx 1 + 0.255(1 - F_{\text{cl}}) . \quad (17)$$

The final version of the analytic growth formalism becomes

$$g(a) = \tilde{g}_* e^{\int_0^a (dA/A) [f_\infty \Omega_m(A)^\gamma - 1]} . \quad (18)$$

We emphasize that the single parameter F_{cl} determines both \tilde{g}_* and f_∞ . The resulting growth factor, growth rate, and observable combinations agree with numerical solutions of the growth differential equation to 0.1% for $z > 0.4$, even for extreme models with $F_{\text{cl}} = 0.9$, as shown in Fig. 1.

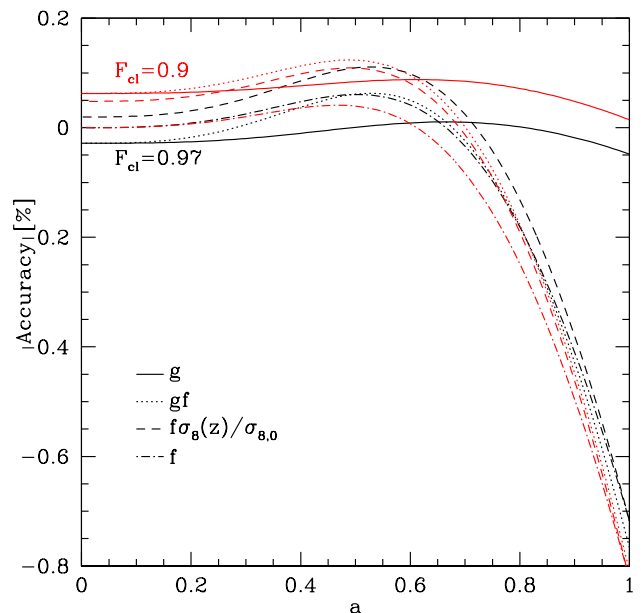


FIG. 1. The fitting form of Eq. (18) predicting the influence of dark matter clustering strength F_{cl} on growth variables is accurate to better than 0.1% relative to numerical solutions, for $z > 0.4$. The growth factor itself is fit to better than 0.1% for all redshifts.

We now turn to observational measures of the growth rate from redshift space distortions, and will use the exact numerical solutions for comparison.

IV. GROWTH RATE EVOLUTION AND MEASUREMENTS

A. Observables

The galaxy power spectrum in real space is isotropic, but when observed in redshift space it gains anisotropic

contributions due to the galaxy peculiar velocities. These are referred to as redshift space distortions and are proportional to the growth rate f (see [4] for a review). In the linear limit the Kaiser formula [1] for the redshift space power spectrum P^s is

$$P^s(k, \mu, z) = (b + f\mu^2)^2 P^r(k, z) \quad (19)$$

where μ is the cosine of the angle of the density perturbation Fourier mode k with respect to the line of sight, and b is the galaxy bias. Since the linear theory power spectrum P^r is proportional to the mass amplitude fluctuation squared, σ_8^2 , then the three cosmological quantities of observational interest are $f\sigma_8$ and $b\sigma_8$ or the ratio f/b [42], all of which are redshift dependent.

Figure 2 plots the behavior of $f\sigma_8(z)$ with the growth index γ and dark matter clustering strength F_{cl} . We vary γ , i.e. do not assume general relativity, in this one place in order to contrast the effects of γ and F_{cl} . The background expansion is taken to be Λ CDM and the primordial scalar amplitude A_s is fixed. The different γ values (taking the standard case of $F_{\text{cl}} = 1$) give rise to $f\sigma_8$ differing most at low redshift, since at high redshift all go to standard matter domination. Stronger gravity (smaller γ) increases the growth rate and shifts the growth suppression due to dark energy to later times, so the small γ curves have higher peaks, at lower redshift. For different F_{cl} , however, smaller F_{cl} acts to suppress the growth rate, and this persists to high redshift, so the curves remain distinct.

Galaxy bias is an astrophysical quantity, but observations indicate a good fit for the types of galaxy targeted in galaxy redshift surveys is given by [43]

$$b(z) = b_0 \frac{\delta(z=0)}{\delta(z)}, \quad (20)$$

so that $b\sigma_8$ is nearly constant. In this case, the observational quantity $\beta(z) \equiv f/b \propto f\sigma_8/\sigma_{8,0}$. Figure 3 displays this for the various values of γ and F_{cl} . An interesting null occurs where the γ dependence vanishes at $z \approx 0.95$. For the F_{cl} dependence, the differing total growth factors $\sigma_{8,0}$ almost cancel out the growth rate differences, leading to little distinction at high redshift.

Comparing current redshift space distortion data for $f\sigma_8$ from the several surveys [44], we find that the data are consistent with $F_{\text{cl}} \approx 0.99 \pm 0.02$, holding all other parameters fixed. For more realistic constraints we must take into account parameter covariances, while keeping in mind that future observations will have better precision for constraining the behavior of dark matter. We should also consider the clustering strength to vary with time if we want to preserve the standard early universe.

B. Time varying clustering

For a constant deviation in dark matter clustering strength, the impact on observables builds up over cosmic history. But as mentioned previously, we generally

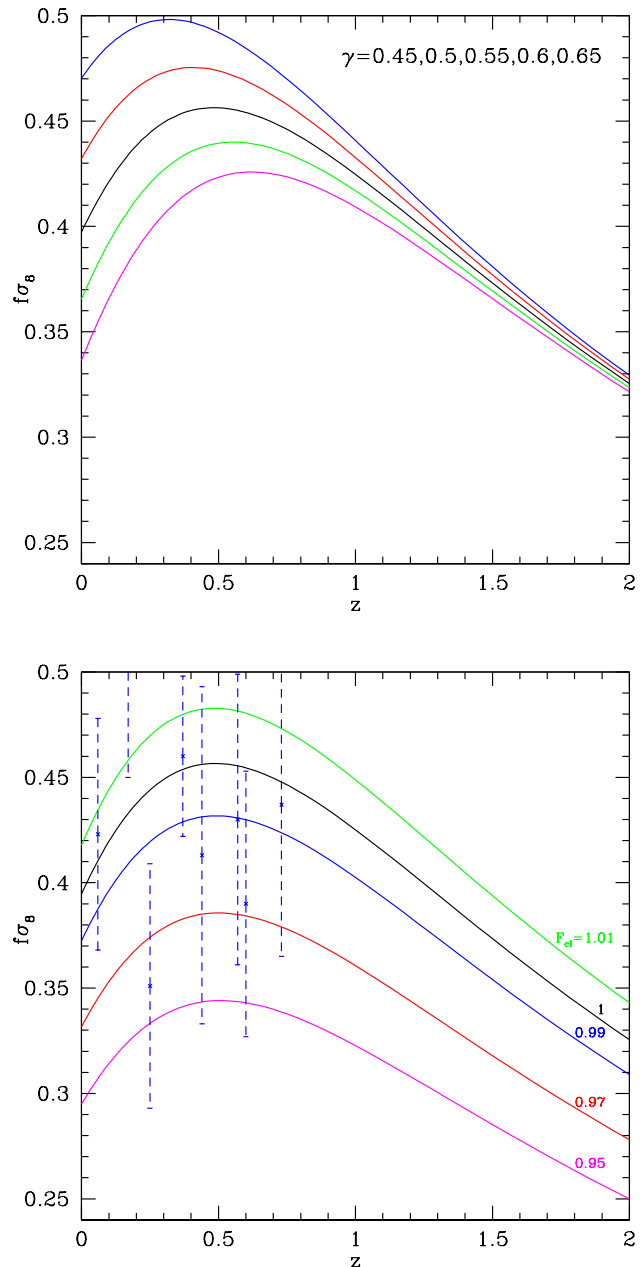


FIG. 2. The growth rate $f\sigma_8(z) \propto d\delta/d\ln a$ is plotted for different values of the growth index γ , for standard matter with $F_{\text{cl}} = 1$ (top panel), and different values of the dark matter clustering strength F_{cl} (bottom panel). Dashed error bars show measurements from several surveys [44].

want to avoid early time deviations to preserve the CMB power spectrum agreement with the standard dark matter scenario. For example, gravitational potentials would decay roughly as $\phi \sim a^{-3(1-F_{\text{cl},\infty})/5}$, leading to a large integrated Sachs-Wolfe (ISW) effect. Therefore a more viable model would have $F_{\text{cl},\infty} = 1$, but we still want to explore deviations at late times (where dark energy breaks matter domination and gives an ISW effect any-

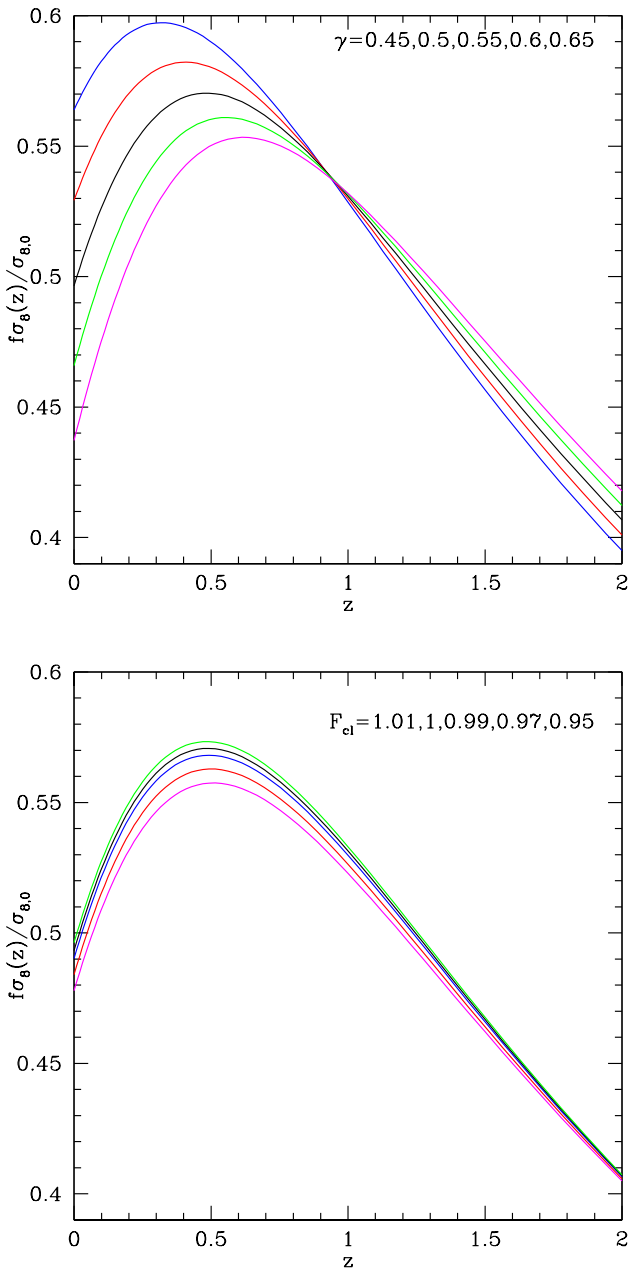


FIG. 3. As Fig. 2, for the distortion factor $f\sigma_8(z)/\sigma_{8,0} \propto f/b$.

way).

The time variation of the clustering strength may be driven by the matter density, and hence the expansion factor a , as in the model used in Eq. (9), or have a time scale from dark matter properties as in dark matter decay models, or be somehow driven by the cosmic acceleration. Without a physical model we resort to phenomenology, and explore the second two models, calling them the step

and Ω_ϕ models:

$$F_{\text{cl}}(a) = \begin{cases} F_{\text{cl},\infty} & z \geq 1 \\ F_{\text{cl},0} & z < 1 \end{cases} \quad (21)$$

$$F_{\text{cl}}(a) = F_{\text{cl},\infty} + (F_{\text{cl},0} - F_{\text{cl},\infty}) \frac{\Omega_\phi(a)}{\Omega_{\phi,0}} \quad (22)$$

Figure 4 illustrates the behaviors of these models in comparison with the standard clustering $F_{\text{cl}} = 1$ model. Note that these time varying models are much more similar in growth factor to the standard clustering case, while retaining a distinction from it in the growth rate. For simplicity we will adopt for the remainder of the article the Ω_ϕ model with $F_{\text{cl},\infty} = 1$, thus keeping dark matter clustering at CMB last scattering unchanged and the growth factor (and ISW) comparable to the standard cosmology.

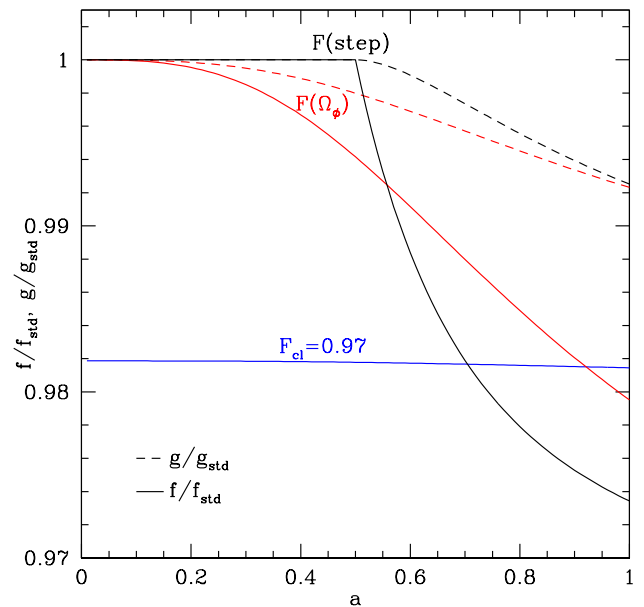


FIG. 4. Time varying dark matter clustering strength allows preservation of early universe behavior and the CMB, while giving late time signatures. The solid curves shows the growth rate and the dashed curves the growth factor, each relative to the standard $F_{\text{cl}} = 1$ case, for the step transition model of Eq. (21), the Ω_ϕ model of Eq. (22), and constant clustering strength $F_{\text{cl}} = 0.97$ (only f/f_{std} is shown here since g/g_{std} is way down at 0.86). The former two models take $F_{\text{cl},\infty} = 1$, $F_{\text{cl},0} = 0.94$.

C. Projected constraints

From the shape of the curves in Fig. 2 we expect the redshift space distortion observable $f\sigma_8(z)$ to have covariance with the present amplitude of mass fluctuations, $\sigma_{8,0}$. In addition, time varying dark energy density will

also change matter perturbation growth and so fitting for the expansion history simultaneously with the growth could open up degeneracies.

To attempt precise constraints on the clustering strength we consider future data sets comprised of growth rate measurements of $f\sigma_8$ to 1% at $z = 0.1, 0.3, \dots 1.5$, together with measurement of the distance to CMB last scattering to 0.2% and distance data from 1800 supernovae from $z = 0-1.5$ with magnitude systematic floor of $0.02(1+z)/2.5$. The last two data sets help constrain the matter density Ω_m and the dark energy equation of state parameters w_0, w_a where $w(z) = w_0 + w_a z/(1+z)$. We carry out a Fisher matrix analysis over the parameter set $\{\Omega_m, w_0, w_a, \sigma_{8,0}, F_{cl,0}, \mathcal{M}\}$, where \mathcal{M} is a nuisance parameter for the supernova magnitude-distance calibration. For the dark matter clustering strength we use the Ω_ϕ model of Eq. (22), which has a single, new free parameter $F_{cl,0}$, the clustering strength today, fixing the early time clustering strength $F_{cl,\infty} = 1$.

The previous intuition is borne out, with $F_{cl,0}$ having correlation coefficients of $-0.93, -0.96, 0.78$ with $\sigma_{8,0}, w_a, w_0$. The uncertainty on the clustering strength in this time varying model, marginalized over all the other parameters, is $\sigma(F_{cl,0}) = 0.28$, even with the optimistic measurement precisions used; contrast this with the unmarginalized uncertainty of 0.026. In order to obtain more robust constraints on dark matter clustering strength, one must abandon simultaneous fitting for growth and expansion. If one assumes that the background expansion is Λ CDM, so deviations from this form for the growth arise solely from the clustering strength, then the constraints tighten substantially. Marginalizing over $\{\Omega_m, \sigma_{8,0}, F_{cl,0}, \mathcal{M}\}$ then delivers $\sigma(F_{cl,0}) = 0.042$.

Figure 5 shows joint constraints on the matter density and matter clustering strength, marginalizing over the other parameters. One clearly sees the effect of fitting for, vs. fixing, the non- Λ CDM expansion (i.e. w_0, w_a).

V. CONCLUSIONS

Dark matter remains a mysterious component of our universe, without identification or clear knowledge of its properties. Beyond standard cold dark matter, one could explore its interactions with other components (e.g. dark energy) or an equation of state differing from zero pressure. Here we concentrate on its clustering strength, whether it interacts with gravitational strength or has some anomalous self interaction, or whether some fraction of it does not cluster at all.

Our approach is meant as purely phenomenological, but models exist in the literature with interesting, related properties, as mentioned in the Introduction. The growth factor and growth rate calibration approach may have broad physical applicability, in the same way the gravitational growth index γ does.

For the clustering strength on cosmic scales, growth rate measurements through redshift space distortions in

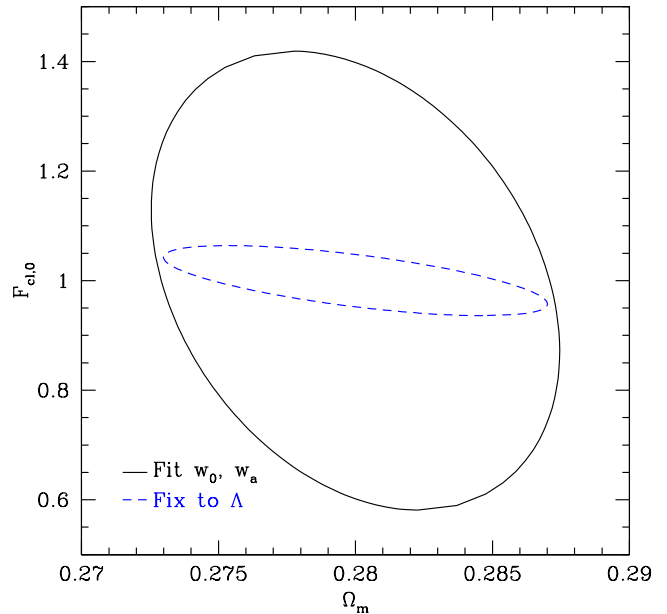


FIG. 5. 68% CL contour of the matter density and dark matter clustering strength in the growth history is plotted for the case of simultaneous fitting for the background expansion (solid, black curve) and fixing it to Λ CDM (dashed, blue curve). Redshift space distortions, in conjunction with CMB and supernova (or baryon acoustic oscillation) distances, can only reasonably constrain dark matter clustering strength if the background expansion is fixed.

galaxy surveys provide a probe for deviations from the standard scenario. Redshift space distortions are already used to probe matter density, dark energy, and gravity; here we explore their use for probing dark matter clustering strength.

We derive highly accurate analytic fits to the evolution of the growth factor and growth rate for constant clustering strength, showing how it combines aspects of early time growth calibration and a multiplicative change to the growth rate. The clustering strength remains distinct from deviations to gravity appearing in the gravitational growth index γ . Considering only variations due to a *time independent* strength F_{cl} , current measurements of $f\sigma_8(z)$ are consistent with a value $F_{cl} = 0.99 \pm 0.02$, where the standard value is $F_{cl} = 1$.

To avoid deviations in the early universe and CMB, the clustering strength should take the standard value at early times, but may transition to a different late time value. This *time dependence*, together with covariance with present mass fluctuation amplitude $\sigma_{8,0}$ and time dependence of dark energy w_0, w_a , degrades estimation of the clustering strength, even with next generation galaxy redshift surveys, yielding $\sigma(F_{cl,0}) \approx 0.28$. Only when the background expansion is fixed, e.g. to Λ CDM, separating out expansion effects on the growth, can growth rate measurements provide strong constraints, $\sigma(F_{cl,0}) \approx 0.04$.

While redshift space distortions can test dark matter clustering, stringent constraints will require the addition of astrophysical probes on galactic and cluster scales.

ACKNOWLEDGMENTS

This work has been supported by DOE grant DE-SC-0007867 and the Director, Office of Science, Office of High Energy Physics, of the U.S. Department of Energy under Contract No. DE-AC02-05CH11231, and World Class University grant R32-2009-000-10130-0 through the National Research Foundation, Ministry of Education, Science and Technology of Korea.

-
- [1] N. Kaiser, MNRAS 227, 1 (1987)
 - [2] T. Matsubara, Y. Suto, ApJL 470, L1 (1996) [[arXiv:astro-ph/9604142](#)]
 - [3] W.E. Ballinger, J.A. Peacock, A.F. Heavens, MNRAS 282, 877 (1996) [[arXiv:astro-ph/9605017](#)]
 - [4] A.J.S. Hamilton, in The Evolving Universe, ed. D. Hamilton, Kluwer Academic, p. 185 (1998), [[arXiv:astro-ph/9708102](#)]
 - [5] T. Matsubara, A.S. Szalay, Phys. Rev. Lett. 90, 012302 (2003) [[arXiv:astro-ph/0208087](#)]
 - [6] A. Cooray, D. Huterer, D. Baumann, Phys. Rev. D 69, 027301 (2004) [[arXiv:astro-ph/0304268](#)]
 - [7] E.V. Linder, Astropart. Phys. 29, 336 (2008) [[arXiv:0709.1113](#)]
 - [8] L. Guzzo et al., Nature 451, 541 (2008) [[arXiv:0802.1944](#)]
 - [9] C.M. Mueller, Phys. Rev. D 71, 047302 (2005) [[arXiv:astro-ph/0410621](#)]
 - [10] J.C. Fabris, I.L. Shapiro, F. Sobreira, JCAP 0902, 001 (2009) [[arXiv:0806.1969](#)]
 - [11] E. Calabrese, M. Migliaccio, L. Pagano, G. de Troia, A. Melchiorri, P. Natoli, Phys. Rev. D 80, 063539 (2009)
 - [12] D. Bettoni, V. Pettorino, S. Liberati, C. Baccigalupi, JCAP 1207, 027 (2012) [[arXiv:1203.5735](#)]
 - [13] H. Velten, D.J. Schwarz, Phys. Rev. D 86, 083501 (2012) [[arXiv:1206.0986](#)]
 - [14] J. Barranco, A. Bernal, D. Nuñez, [arXiv:1301.6785](#)
 - [15] H. Wei, Z-C. Chen, J. Liu, Phys. Lett. B 720, 271 (2013) [[arXiv:1302.0643](#)]
 - [16] L. Amendola, Phys. Rev. D 62, 043511 (2000) [[arXiv:astro-ph/9908023](#)]
 - [17] B-A. Gradwohl, J.A. Frieman, ApJ 398, 407 (1992)
 - [18] D.N. Spergel, P.J. Steinhardt, Phys. Rev. Lett. 84, 3760 (2000) [[arXiv:astro-ph/9909386](#)]
 - [19] J. Miralda-Escudé, ApJ 564, 60 (2002) [[arXiv:astro-ph/0002050](#)]
 - [20] L.G. van den Aarssen, T. Bringmann, C. Pfrommer, Phys. Rev. Lett. 109, 231301 (2012) [[arXiv:1205.5809](#)]
 - [21] A.H.G. Peter, M. Rocha, J.S. Bullock, M. Kaplinghat, MNRAS 430, 105 (2013) [[arXiv:1208.3026](#)]
 - [22] G.R. Farrar, P.J.E. Peebles, ApJ 604, 1 (2004) [[arXiv:astro-ph/0307316](#)]
 - [23] A. Palazzo, D. Cumberbatch, A. Slosar, J. Silk, Phys. Rev. D 76, 103511 (2007) [[arXiv:0707.1495](#)]
 - [24] A.W. Brookfield, C. van de Bruck, L.M.H. Hall, Phys. Rev. D 77, 043006 (2008) [[arXiv:0709.2297](#)]
 - [25] O.E. Bjaelde, S. Das, Phys. Rev. D 82, 043504 (2010) [[arXiv:1002.1306](#)]
 - [26] M. Baldi, Ann. Physik 524, 602 (2012) [[arXiv:1204.0514](#)]
 - [27] J.M. Cline, K. Kainulainen, [arXiv:1302.2614](#)
 - [28] F-Y. Cyr-Racine, K. Sigurdson, [arXiv:1209.5752](#)
 - [29] S. Tulin, H-B. Yu, K.M. Zurek, Phys. Rev. Lett. 110, 111301 (2013) [[arXiv:1210.0900](#)]
 - [30] E.D. Carlson, M.E. Machacek, L.J. Hall, ApJ 398, 43 (1992)
 - [31] E.V. Linder, Phys. Rev. D 72, 043529 (2005) [[arXiv:astro-ph/0507263](#)]
 - [32] E.V. Linder, Phys. Rev. D 79, 063519 (2009) [[arXiv:0901.0918](#)]
 - [33] C. Di Porto & L. Amendola, Phys. Rev. D 77, 083508 (2008) [[arXiv:0707.2686](#)]
 - [34] E.V. Linder, A. Jenkins, MNRAS 346, 573 (2003) [[arXiv:astro-ph/0305286](#)]
 - [35] H. Kodama, M. Sasaki, Prog. Th. Phys. Suppl. 78, 1 (1984)
 - [36] C-P. Ma, E. Bertschinger, ApJ 455, 7 (1995) [[arXiv:astro-ph/9506072](#)]
 - [37] J. Hwang, H. Noh, Gen. Rel. Grav. 31, 1131 (1999) [[arXiv:astro-ph/9907063](#)]
 - [38] J. Valiviita, E. Majerotto, R. Maartens, JCAP 0807, 020 (2008) [[arXiv:0804.0232](#)]
 - [39] E.V. Linder & R.N. Cahn, Astropart. Phys. 28, 481 (2007) [[arXiv:astro-ph/0701317](#)]
 - [40] J.N. Fry, Phys. Lett. B 158, 211 (1985)
 - [41] E.V. Linder, Rep. Prog. Phys. 71, 056901 (2008) [[arXiv:0801.2968](#)]
 - [42] W.J. Percival & M. White, MNRAS 393, 297 (2009) [[arXiv:0808.0003](#)]
 - [43] J. Newman, N. Padmanabhan, private communications
 - [44] F. Beutler et al, MNRAS 423, 3430 (2012) [[arXiv:1204.4725](#)]; W.J. Percival et al, MNRAS 353, 1201 (2004) [[arXiv:astro-ph/0406513](#)]; L. Samushia, W.J. Percival, A. Raccanelli, MNRAS 420, 2102 (2012) [[arXiv:1102.1014](#)]; C. Blake et al, MNRAS 425, 405 (2012) [[arXiv:1204.3674](#)]; B.A. Reid et al, MNRAS 426, 2719 (2012) [[arXiv:1203.6641](#)]