

# Formation of giant planets and brown dwarfs on wide orbits

Eduard I. Vorobyov,<sup>1,2</sup>

<sup>1</sup> University of Vienna, Institute of Astrophysics, Vienna, 1180, Austria; e-mail: [eduard.vorobev@univie.ac.at](mailto:eduard.vorobev@univie.ac.at)

<sup>2</sup> Research Institute of Physics, Southern Federal University, Stachki Ave. 194, Rostov-on-Don, 344090 Russia

## ABSTRACT

**Context.** We studied numerically the formation of giant planet (GP) and brown dwarf (BD) embryos in gravitationally unstable protostellar disks and compared our findings with directly-imaged, wide-orbit ( $\gtrsim 50$  AU) companions known to-date.

**Aims.** The viability of the disk fragmentation scenario for the formation of wide-orbit companions in protostellar disks around (sub-)solar mass stars was investigated. The particular emphasis was paid to the survivability of GP/BD embryos formed via disk gravitational fragmentation.

**Methods.** We used numerical hydrodynamics simulations of disk formation and evolution with an accurate treatment of disk thermodynamics. The use of the thin-disk limit allowed us to probe the long-term evolution of protostellar disks, starting from the gravitational collapse of a pre-stellar core and ending in the T Tauri phase after at least 1.0 Myr of disk evolution. We focused on models that produced wide-orbit GP/BD embryos, which opened a gap in the disk and showed radial migration timescales similar to or longer than the typical disk lifetime.

**Results.** While disk fragmentation was seen in the majority of our models, only 6 models out of 60 revealed the formation of quasi-stable, wide-orbit GP/BD embryos. The low probability for the fragment survival is caused by efficient inward migration/ejection/dispersal mechanisms which operate in the embedded phase of star formation. We found that only massive and extended protostellar disks ( $\gtrsim 0.2 M_{\odot}$ ), experiencing gravitational fragmentation not only in the embedded but also in the T Tauri phases of star formation, can form wide-orbit companions. Disk fragmentation produced GP/BD embryos with masses in the  $3.5\text{--}43 M_J$  range, covering the whole mass spectrum of directly-imaged, wide-orbit companions to (sub-)solar mass stars. On the other hand, our modelling failed to produce embryos on orbital distances  $\lesssim 170$  AU, whereas several directly-imaged companions were found at smaller orbits down to a few AU. Disk fragmentation also failed to produce wide-orbit companions around stars with mass  $\lesssim 0.7 M_{\odot}$ , in disagreement with observations.

**Conclusions.** Disk fragmentation is unlikely to explain the whole observed spectrum of wide-orbit companions to (sub-)solar-mass stars and other formation mechanisms, e.g., dynamical scattering of closely-packed companions onto wide orbits, should be invoked to account for companions at orbital distance from a few tens to  $\approx 150$  AU and wide-orbit companions with masses of the host star  $\leq 0.7 M_{\odot}$ . Definite measurements of orbit eccentricities and a wider sample of numerical models are needed to distinguish between the formation scenarios of GP/BD on wide orbits.

**Key words.** protoplanetary disks—planets and satellites:formation—stars:formation—hydrodynamics—stars:protostars

## 1. Introduction

With the detection of giant planets (GPs) and brown dwarfs (BDs) on orbital distances of the order of tens to hundreds AU (e.g. Marois et al., 2008; Kalas, 2008; Lafrenière, 2010; Schmidt et al., 2008), gravitational instability and fragmentation of protostellar disks has gained a renewed interest as one of the likely mechanisms that can explain the formation of wide-orbit companions (e.g. Boss, 2003, 2011; Stamatellos & Whitworth, 2009a; Boley, 2009; Dodson-Robinson et al., 2009; Kratter et al., 2010; Vorobyov & Basu, 2010b). Measurements of disk masses in the T Tauri phase of stellar evolution yielded a few candidates with disks masses as massive as  $0.1\text{--}0.5 M_{\odot}$  (Eisner et al., 2008; Andrews et al., 2009; Isella et al., 2009). Such massive disks are expected to be more frequent in the earlier, embedded phase of star formation (e.g. Eisner et al., 2005; Jorgensen et al., 2009; Vorobyov, 2011b; Eisner, 2012), reinforcing the viability of disk fragmentation at least in this early evolutionary stage.

Numerical hydrodynamics simulations and semi-analytical studies seem to converge on that disk fragmentation is feasible at distances greater than a few tens of AU from the central star (Mayer et al., 2007; Boley, 2009; Rice et al., 2010; Vorobyov & Basu, 2010a; Zhu et al., 2012), where the cooling time becomes shorter than the local dynamical timescale (Gammie, 2001; Johnson & Gammie, 2003; Rice et al., 2003). Although the exact distance beyond which disk fragmentation may operate is still under debate (Rafikov, 2005; Nero & Bjorkman, 2009; Meru & Bate, 2011, 2012), it now becomes evident that parental cores must have enough mass and angular momentum to form extended disks with mass sufficient to drive the local Toomre  $Q$ -parameter below unity (e.g. Vorobyov & Basu, 2010a; Vorobyov, 2011b).

It has recently become evident that the formation of massive fragments via disk gravitational fragmentation does not guarantee that the fragments will ultimately evolve into GPs/BDs on wide orbits. Gravitational instability in the embedded phase of star formation is strong, fuelled with a continuing infall of gas from a parent cloud

Send offprint requests to: E. I. Vorobyov

core, and resultant gravitational and tidal torques from spiral arms are rampant. As a consequence, the majority of the fragments are torqued into the inner disk regions, probably producing a population of close-in terrestrial and icy giants due to tidal disruption/tidal downsizing (Nayakshin, 2010; Boley et al., 2010; Cha & Nayakshin, 2011), or driven directly onto the star, triggering intense accretion and luminosity bursts similar in magnitude to FU Orionis eruptions (Vorobyov & Basu, 2006, 2010a). Some of the fragments are dispersed by tidal torques exerted by the spiral arms before they can dissociate molecular hydrogen in their interiors and contract to planetary-sized objects (Boley et al., 2010; Vorobyov, 2011a; Nayakshin et al., 2011). A few fragments may be scattered away from the disk via many-body gravitational interaction with outer fragments or fully formed sub-stellar objects, producing freely floating sub-stellar objects (Stamatellos & Whitworth, 2009a; Basu & Vorobyov, 2012).

Therefore, the question of whether fragments can settle into stable orbits at distances where the form, from several tens to hundreds AU, remains to be open. Baruteau et al. (2011) studied planet migration in graviturbulent disks with mass  $0.4 M_{\odot}$  and argued that Jupiter-mass planets (or higher) initially placed at 100 AU migrate inward on timescales of  $10^4$  yr and are unlikely to stay on wide orbits. Michael et al. (2011) found even faster migration timescales of  $10^3$  yr for a Jupiter-mass planet in a  $0.14 M_{\odot}$  disk, though the planet may stall near the inner Lindblad resonance of the dominant spiral mode. Other numerical hydrodynamics simulations (Vorobyov & Basu, 2006, 2010a; Cha & Nayakshin, 2011; Machida et al., 2011) also revealed fast inward migration of the forming fragments in the disk. On the other hand, Vorobyov & Basu (2010b) studied the long-term ( $\sim$  several Myr) evolution of fragmenting protostellar disks in the thin-disk limit and found that while most disks indeed fail to produce stable companions on wide orbits, in agreement with previous studies, a small subset of models can form GPs at distances of the order of tens to hundreds AU. They concluded that only those fragments that happen to form in the late embedded phase, when gravitational instability and associated torques are getting weaker, may open a gap in the disk and mature into GPs on wide orbits. The low probability for survival of the fragments formed via disk gravitational fragmentation was also confirmed by Zhu et al. (2012), who studied numerically two-dimensional disks subject to mass loading and found that only 3 fragments out of 13 became massive enough to open a gap in the disk and essentially stopped migrating.

In this paper, we improve the model of Vorobyov & Basu (2010b) by including a detailed thermal balance in the protostellar disk, thus removing the barotropic relation closure adopted in Vorobyov & Basu (2010b) which is known to overpredict the number of fragments (e.g. Bate, 2009; Stamatellos & Whitworth, 2009b). In our numerical hydrodynamics simulations, we form disks self-consistently during the gravitational collapse of pre-stellar cores and not introduce them artificially. This allows us to determine the range of masses and angular momenta in prestellar cores for which disk fragmentation and formation of wide-orbit companions can take place. We also avoid replacing fragments with point sink particles, thus studying the evolution of GP/BD embryos rather than fully formed planetary- or sub-stellar

objects. This is done to avoid a premature introduction of sink particles, the effect that can influence the number of surviving fragments due to essential indestructibility of point-sized objects. On the other hand, the formation of planetary/sub-stellar-sized objects is not resolved in the current approach, which may affect the short-term survivability of the fragments. We focus on models that produce planetary- or sub-stellar-mass embryos on *quasi-stable* orbits at radial distances where disk fragmentation takes place ( $\gtrsim 50$  AU).

The organization of this paper is as follows. A brief description of the numerical model is provided in Section 2. The parameter-space study of disk fragmentation and fragment survival is provided in Section 3. Formation of GP and BD embryos in wide orbits is presented in Sections 4 and 5, respectively. Feasibility for the formation of multiple companions in wide orbits is discussed in Section 6. Comparison of numerical results with observed sub-stellar objects in wide orbits is performed in Section 7. The main results are summarized in Section 8.

## 2. Model description

Our numerical model is described in detail in Vorobyov & Basu (2010b) and is briefly reviewed below for the reader's convenience. We use numerical hydrodynamics simulations in the thin-disk approximation to compute the gravitational collapse of pre-stellar cores of various initial mass and angular momentum. This approximation is an excellent means to calculate the evolution for many orbital periods and many model parameters, and its justification is provided in (Vorobyov & Basu, 2010a). To avoid too small time steps, we introduce a “sink cell” at  $r_{\text{sc}} = 6$  AU and impose a free boundary condition such that the matter is allowed to flow out of the computational domain but is prevented from flowing in. The sink cell is dynamically inactive; it contributes only to the total gravitational potential and secures a smooth behaviour of the gravity force down to the stellar surface. We monitor the gas surface density in the sink cell and when its value exceeds a critical one for the transition from isothermal to adiabatic evolution, we introduce a central point-mass object.

The simulations continue into the embedded phase of star formation, during which a protostellar disk is formed. In this stage, the disk is subject to intense mass loading from the remnant of the initial pre-stellar core—the so-called envelope. The self-consistent disk-envelope interaction is a key feature of our model allowing us to observe repetitive episodes of disk fragmentation in some models. During the disks evolution, 90% of the gas that crosses the inner boundary is assumed to land onto the central object plus the sink cell. The other 10% of the accreted gas is assumed to be carried away with protostellar jets. The simulations are terminated in the late T Tauri phase after more than one Myr of disk evolution when nearly all of the envelope material has accreted onto the resulting star plus disk system.

Models presented in this paper are run on a polar coordinate  $(r, \phi)$  grid with  $512 \times 512$  zones. The radial points are logarithmically spaced, with the innermost cell outside the central sink having size 0.07–0.1 AU depending on the cloud core size (i.e., the radius of the computational region). The latter varies in the 0.025–0.12 pc (5000–24,000

AU) limits. The radial and azimuthal resolution are  $\lesssim 1.0$  AU at a radial distance  $r \lesssim 100$  AU.

The Truelove criterion states that the local Jeans length must be resolved by at least four numerical cells in order to correctly capture disk fragmentation (Truelove et al., 1999). For a circular fragment of radius  $R_0$  with surface density inversely proportional to radius,  $\Sigma = \Sigma_0 R_0/r$ , the kinetic energy due to random motions can be expressed as

$$E_{\text{kin}} = \pi R_0^2 \Sigma_0 \langle v^2 \rangle, \quad (1)$$

where  $\Sigma_0$  is the surface density at the fragment-disk interface. The velocity dispersion of a thin disk with two translational degrees of freedom<sup>1</sup> is  $\langle v^2 \rangle = 2\mathcal{R}T_0/\mu$ , where  $\mathcal{R}$  is the universal gas constant,  $\mu = 2.33$  is the mean molecular weight, and  $T_0$  is the gas midplane temperature in the fragment.

The corresponding gravitational energy of the fragment is

$$E_{\text{gr}} = -2\pi \int_0^R r g_r \Sigma r dr = -2\pi^2 G \Sigma_0^2 R_0^3, \quad (2)$$

where we have taken into account that  $g_r = \pi G \Sigma$  for a disk with  $\Sigma \propto r^{-1}$  (see Binney & Tremaine, 1987, p.77). The resulting Jeans length  $R_J$  is calculated from the virial theorem  $2E_{\text{kin}} + E_g = 0$  as

$$R_J = \frac{\langle v^2 \rangle}{\pi G \Sigma_0}. \quad (3)$$

Fragments usually condense out of densest sections of spiral arms. The typical surface densities and temperatures in spiral arms do not exceed  $100 \text{ g cm}^{-2}$  and  $100 \text{ K}$  (see Figures 2, 6, 8 in this paper and Vorobyov (2011b)). Adopting these values for  $\Sigma_0$  and  $T_0$ , the corresponding Jeans length is  $R_J \approx 20 \text{ AU}$ .

In models showing disk fragmentation, the radial and azimuthal grid resolution at  $r = 100 \text{ AU}$  is  $\approx 1.0 \text{ AU}$  and the Jeans length is resolved by roughly 20 grid zones in each coordinate direction. On our logarithmically spaced radial grid, the Truelove criterion is expected to break only at  $r \gtrsim 500 \text{ AU}$  where the grid resolution starts to exceed  $5.0 \text{ AU}$ . Fragmentation takes place mostly at radial distances from a few tens to a few hundreds AU. Fragments that are seen in our models at larger distances are most likely scattered from the inner disk regions due to gravitational interaction with other fragments<sup>2</sup>. The radii of the survived fragments (see the ninth column in Table 2) lie between 10 and 20 AU, implying that the fragments are resolved on the two-dimensional mesh by *at least* 30–60 grid zones in the inner 500 AU. We therefore conclude that the numerical resolution in our models is sufficient to capture disk fragmentation correctly. On the other hand, contraction of the survived fragments to planetary-sized objects cannot be modelled in the current approach. This may have consequences for the survivability of the fragments,

<sup>1</sup> Our disks are not razor thin, but are characterized by a vertical scale height increasing outward, as occurs in flared disks. Taking into account the vertical degree of freedom changes the corresponding Jeans length by a factor of only 1.5.

<sup>2</sup> In the most extreme cases, some of the fragments may even be ejected from the disk into the intracluster medium (Basu & Vorobyov, 2012).

resulting in an increased probability of tidal destruction of AU-sized objects as compared to planetary-sized ones. Accreting sink particles are needed to correctly follow the evolution of fully formed giant planets and brown dwarfs.

## 2.1. Basic equations

In the paper of Vorobyov & Basu (2010a), a barotropic equation of state was used to close the equations of hydrodynamics. In this work, we include detailed thermal physics in our model, the main concepts of which are briefly reviewed below. The basic equations of mass, momentum, and energy transport are

$$\frac{\partial \Sigma}{\partial t} = -\nabla_p \cdot (\Sigma \mathbf{v}_p), \quad (4)$$

$$\begin{aligned} \frac{\partial}{\partial t} (\Sigma \mathbf{v}_p) + [\nabla \cdot (\Sigma \mathbf{v}_p \otimes \mathbf{v}_p)]_p = & -\nabla_p \mathcal{P} + \Sigma \mathbf{g}_p + \\ & + (\nabla \cdot \mathbf{\Pi})_p, \end{aligned} \quad (5)$$

$$\frac{\partial e}{\partial t} + \nabla_p \cdot (e \mathbf{v}_p) = -\mathcal{P}(\nabla_p \cdot \mathbf{v}_p) - \Lambda + \Gamma + (\nabla \mathbf{v})_{pp'} : \Pi_{pp'}, \quad (6)$$

where subscripts  $p$  and  $p'$  refers to the planar components ( $r, \phi$ ) in polar coordinates,  $\Sigma$  is the mass surface density,  $e$  is the internal energy per surface area,  $\mathcal{P}$  is the vertically integrated gas pressure calculated via the ideal equation of state as  $\mathcal{P} = (\gamma - 1)e$  with  $\gamma = 7/5$ ,  $Z$  is the radially and azimuthally varying vertical scale height determined in each computational cell using an assumption of local hydrostatic equilibrium,  $\mathbf{v}_p = v_r \hat{\mathbf{r}} + v_\phi \hat{\boldsymbol{\phi}}$  is the velocity in the disk plane,  $\mathbf{g}_p = g_r \hat{\mathbf{r}} + g_\phi \hat{\boldsymbol{\phi}}$  is the gravitational acceleration in the disk plane, and  $\nabla_p = \hat{\mathbf{r}} \partial / \partial r + \hat{\boldsymbol{\phi}} r^{-1} \partial / \partial \phi$  is the gradient along the planar coordinates of the disk. We note that the adopted value of  $\gamma$  neglects a possible stiffening of the equation of state at low temperatures ( $< 100 \text{ K}$ ) where the ratio of specific heats may approach a value typical for a monatomic gas,  $\gamma = 5/3$  (Masunaga & Inutsuka, 2000). The adopted equation of state may be important for disk gravitational instability (Boley et al., 2007), though the recent study of Zhu et al. (2012) found that fragmentation of two-dimensional disks does not depend sensitively on  $\gamma$  in the range from 7/5 to 5/3.

Turbulent viscosity is taken into account via the viscous stress tensor  $\mathbf{\Pi}$  expressed as

$$\mathbf{\Pi} = 2\Sigma \nu \left( \nabla \mathbf{v} - \frac{1}{3}(\nabla \cdot \mathbf{v}) \mathbf{e} \right), \quad (7)$$

where  $\mathbf{e}$  is the unit tensor and  $\nabla \mathbf{v}$  is the symmetrized velocity gradient tensor. We parameterize the magnitude of kinematic viscosity  $\nu$  using a modified form of the  $\alpha$ -prescription

$$\nu = \alpha c_s Z \mathcal{F}_\alpha(r), \quad (8)$$

where  $c_s^2 = \gamma \mathcal{P} / \Sigma$  is the square of effective sound speed calculated at each time step from the model's known  $\mathcal{P}$  and  $\Sigma$ . The function  $\mathcal{F}_\alpha(r) = 2\pi^{-1} \tan^{-1} [(r_d/r)^{10}]$  is a modification to the usual  $\alpha$ -prescription that guarantees that the turbulent viscosity operates only in the disk and quickly reduces to zero beyond the disk radius  $r_d$ . In this paper, we use a spatially and temporally uniform  $\alpha$ , with its value set

to  $5 \times 10^{-3}$  to take into account mass and angular momentum transport via such mechanisms as the magnetorotational instability. Transport of mass and angular momentum via gravitational instability is self-consistently taken into account via solution of the Poisson equation for the gravitational potential of the disk and envelope.

The radiative cooling  $\Lambda$  in equation (6) is determined using the diffusion approximation of the vertical radiation transport in a one-zone model of the vertical disk structure (Johnson & Gammie, 2003)

$$\Lambda = \mathcal{F}_c \sigma T^4 \frac{\tau}{1 + \tau^2}, \quad (9)$$

where  $\sigma$  is the Stefan-Boltzmann constant,  $T$  is the mid-plane temperature of gas, and  $\mathcal{F}_c = 2 + 20 \tan^{-1}(\tau)/(3\pi)$  is a function that secures a correct transition between the optically thick and optically thin regimes. We use frequency-integrated opacities of Bell & Lin (1991). The heating function is expressed as

$$\Gamma = \mathcal{F}_c \sigma T_{\text{irr}}^4 \frac{\tau}{1 + \tau^2}, \quad (10)$$

where  $T_{\text{irr}}$  is the irradiation temperature at the disk surface determined by the stellar and background black-body irradiation as

$$T_{\text{irr}}^4 = T_{\text{bg}}^4 + \frac{F_{\text{irr}}(r)}{\sigma}, \quad (11)$$

where  $T_{\text{bg}}$  is the uniform background temperature (in our model set to the initial temperature of the natal cloud core  $T_{\text{init}} = 10$  K) and  $F_{\text{irr}}(r)$  is the radiation flux (energy per unit time per unit surface area) absorbed by the disk surface at radial distance  $r$  from the central star. The latter quantity is calculated as

$$F_{\text{irr}}(r) = \frac{L_*}{4\pi r^2} \cos \gamma_{\text{irr}}, \quad (12)$$

where  $\gamma_{\text{irr}}$  is the incidence angle of radiation arriving at the disk surface at radial distance  $r$ .

The stellar luminosity  $L_*$  is the sum of the accretion luminosity  $L_{*,\text{acr}} = GM_*\dot{M}/2R_*$ , arising from the gravitational energy of accreted gas, and the photospheric luminosity  $L_{*,\text{ph}}$  due to gravitational compression and deuterium burning in the stellar interior. The stellar mass  $M_*$  and accretion rate onto the star  $\dot{M}$  are determined self-consistently during numerical simulations using the amount of gas passing through the sink cell. The stellar radius  $R_*$  is calculated using an approximation formula of Palla & Stahler (1991), modified to take into account the formation of the first molecular core. The photospheric luminosity  $L_{*,\text{ph}}$  is taken from the pre-main sequence tracks for the low-mass stars and BDs calculated by D'Antona & Mazitelli (1997). More details on the numerical code are given in Vorobyov & Basu (2010a).

## 2.2. Initial conditions in pre-stellar cores

We considered two limiting cases to describe the initial distribution of the gas surface density  $\Sigma$  and angular velocity  $\Omega$  in the pre-stellar cores. The first distribution, taken from Basu (1997), is typical of pre-stellar cores formed as a result of the slow expulsion of magnetic field due to ambipolar

diffusion, with the angular momentum remaining constant during axially-symmetric core compression

$$\Sigma = \frac{r_0 \Sigma_0}{\sqrt{r^2 + r_0^2}}, \quad (13)$$

$$\Omega = 2\Omega_0 \left(\frac{r_0}{r}\right)^2 \left[ \sqrt{1 + \left(\frac{r}{r_0}\right)^2} - 1 \right]. \quad (14)$$

Here,  $\Omega_0$  and  $\Sigma_0$  are the angular velocity and gas surface density at the disk center and  $r_0 = \sqrt{A} c_s^2 / \pi G \Sigma_0$  is the radius of the central plateau, where  $c_s$  is the initial sound speed in the core. The gas surface density distribution described by equation (13) can be obtained (to within a factor of unity) by integrating the three-dimensional gas density distribution characteristic of Bonnor-Ebert spheres with a positive density-perturbation amplitude  $A$  (Dapp & Basu, 2009). In all models the value of  $A$  is set to 1.2, except for model 4 for which  $A=3.3$ .

The second set of initial conditions described by  $\Omega=\text{const}$  and  $\Sigma=\text{const}$  represent the other limiting case suggested in Boss & Hartmann (2001). Cores that can be described, to a first degree of accuracy, by spatially constant  $\Sigma$  and  $\Omega$  can form via gravitational fragmentation of filamentary structures, which are often encountered in numerical hydrodynamics simulations of the turbulent fragmentation of giant molecular clouds. Another possible mechanism for the formation of such cores may be the planar compression of pre-stellar condensations by shocks and UV radiation of massive stars.

## 2.3. Tracking the fragments

Motivated by the absence of sink particles in our grid-based code, we have designed a fragment-tracking algorithm which allows us to follow the trajectory of the fragments and calculate their physical parameters. The most straightforward way to identify fragments in the disk is to set a threshold gas surface density  $\Sigma_{\text{crit}}$  which would help to distinguish between the fragments and the rest of the disk. We however quickly found out that setting a single value of  $\Sigma_{\text{crit}}$ , independent of radial distance, did not work because too small a value for  $\Sigma_{\text{crit}}$  might result in spiral arms in the inner disk being identified as fragments. We therefore need to define a radially varying value of  $\Sigma_{\text{crit}}$  which is greater at smaller radii and vice versa.

Noting that the fragments are usually characterized by *peak* surface densities that are greater than the local azimuthally averaged surface density  $\bar{\Sigma}$  (Vorobyov, 2010, 2011b), the threshold gas surface density can be defined as  $\Sigma_{\text{crit}} = C\bar{\Sigma}$ , where  $C$  is an empirically determined constant. Numerical simulations show that the azimuthally averaged gas surface density in gravitationally unstable disks declines with radius as  $\bar{\Sigma} = \bar{\Sigma}_0 (r_0/r)^{1.5}$  (e.g. Vorobyov, 2010; Rice et al., 2010), where  $\bar{\Sigma}_0$  is the typical azimuthally averaged density at  $r_0$ . For gravitationally unstable disks,  $\bar{\Sigma}_0 = 20 - 50 \text{ g cm}^{-2}$  at  $r \approx 100 \text{ AU}$  (Vorobyov, 2011b). We therefore have chosen the following expression for the threshold density

$$\Sigma_{\text{crit}} = \Sigma_{100} \left( \frac{100 \text{ AU}}{r} \right)^{1.5}. \quad (15)$$

The best value for threshold surface density at  $r = 100$  AU is found by trial and error method to be  $\Sigma_{100} = 200 \text{ g cm}^{-2}$ . Note that this value is greater than the mean gas surface density  $\bar{\Sigma}_0$  by at least a factor of several. The local maxima in the gas surface density that exceed  $\Sigma_{\text{crit}}$  usually represent the true fragments rather than the local maxima in the disk and/or spiral arms. Although we may occasionally miss some of low-density fragments, this does not invalidate our main conclusions.

After the radial  $r_c$  and angular  $\phi_c$  coordinates of the local maximum representing the center of the fragment have been identified on the computational mesh, we determine the neighbouring cells that belong to the fragment by imposing the following two conditions on the gas pressure  $\mathcal{P}$  and gravitational potential  $\Phi$

$$\frac{\partial \mathcal{P}}{\partial r'} + \frac{1}{r'} \frac{\partial \mathcal{P}}{\partial \phi'} < 0, \quad (16)$$

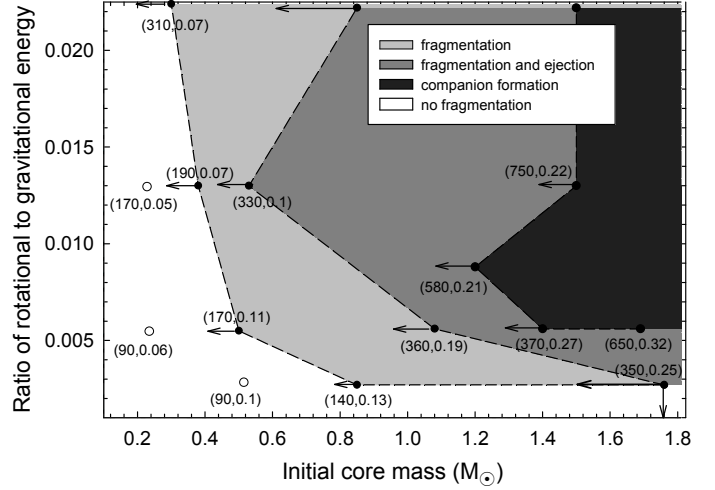
$$\frac{\partial \Phi}{\partial r'} + \frac{1}{r'} \frac{\partial \Phi}{\partial \phi'} > 0, \quad (17)$$

where  $r' = r - r_c$  and  $\phi' = \phi - \phi_c$ . The first condition mandates that the fragment must be pressure supported, with a negative pressure gradient with respect to the center of the fragment. The second condition requires that the fragment is kept together by gravity, with the potential well being deepest at the center of the fragment. A substantial support against gravity may be provided by rotation but we assume that this does not invalidate our criteria, i.e., no fragments assume a torus shape.

In practice, we start from the grid cell corresponding to the center of the fragment and proceed in eight directions (along the four coordinate directions and also at median angles to them) until at least one of the above mentioned criteria is violated in every direction. This procedure helps to identify an approximate shape of the fragment. We then check all the remaining grid cells that are encompassed by this octahedral shape and retain only those that meet both criteria (16) and (17). In addition, we filter out cells with the gas surface density lower than that defined by equation (15), even if these cells still fulfil both criteria. We found that such cells are likely to belong to the circum-fragment disk rather than to the fragment itself. The cells that belong to the fragment are later utilized to calculate the mass and Hill radius and also the gravitational torque exerted on the fragment, while the cell corresponding to the center of the fragment is used to calculate the trajectory of the fragment. The characteristics of the fragments thus found depend somewhat on the adopted value of  $\Sigma_{100} = 200 \text{ g cm}^{-2}$ . However, this dependence is not critical and, for instance, the estimated masses of the fragments change by only about 10% if  $\Sigma_{100}$  is varied by a factor of two.

### 3. Fragmentation and survival of fragments

We have considered the evolution of 60 initial pre-stellar cores with masses  $M_c$  ranging from  $0.1 M_\odot$  to  $2.0 M_\odot$  and ratios of rotational to gravitational energy  $\beta$  lying between 0.27% and 2.2%. We have also varied the magnitude of the initial positive density perturbation  $A$  in the 1.2–3.3 limits and considered cores with distinct initial radial profiles of  $\Sigma$  and  $\Omega$ .



**Fig. 1.** Phase space of  $\beta$ , the initial ratio of rotational to gravitational energy, vs. core mass  $M_c$ . The solid/open circles correspond to models with/without disk fragmentation. The black region is the region where the formation of sub-stellar- or planetary-mass companions on wide orbits is found in this study. The dark-shaded region is the region in which both fragmentation and ejection events may occur, and the light-shaded region is the one where only fragmentation events occur. The white area marks the region where no fragmentation is observed. Arrows illustrate uncertainties associated with a coarse grid of models and indicate models in the  $\beta : M_c$  phase space that might have shown (with a 50% probability) disk fragmentation (ejection/companion formation) had we considered a finer grid of models. Each pair of data in parenthesis indicate the mean disk radius and mass for the corresponding model.

For each model we ran our fragment-tracking algorithm at various evolution times in order to identify models that experienced disk fragmentation. We found that most of the models showed disk fragmentation but at the same time failed to produce wide-orbit companions. The majority of the fragments were torqued into the inner disk region and through the sink cell (6 AU) producing mass accretion and luminosity bursts similar in magnitude to those of FU-Ori-type objects (Vorobyov & Basu, 2006, 2010a), while the remaining few were ejected from the disk into the intracluster medium via many-body gravitational interaction (Basu & Vorobyov, 2012) or dispersed via tidal torques (Vorobyov, 2011a; Boley et al., 2010). Boley et al. (2010) and Zhu et al. (2012) also found support for clump-driven FUor events. Only 6 models out of 60 have shown the formation of stable companions in wide orbits, with their mass ranging from 3.5 to 43 Jovian masses. Our obtained survival probability is even lower than that of Zhu et al. (2012) (3 out of 13), though they followed the evolution of the fragments for a significantly shorter time period.

Figure 1 illustrates our findings on the phase space of  $\beta$  versus  $M_c$  covered in our modeling. The light-shaded area defines the region where disk fragmentation takes place, while the dark-shaded area outlines the region where both fragmentation and ejection of the fragments may occur. The data related to disk fragmentation and ejection of the fragments were taken from numerical hydrodynamics simulations of Basu & Vorobyov (2012). In the present study we added several models that revealed the survival of the

fragments. The total number of models used in the current study amounts to 60 but only 16 key models (those lying at the boundary of the considered regions) have been shown in Figure 1 to avoid overcrowding.

Previous numerical and analytical studies of protostellar disk evolution demonstrated that gravitational fragmentation is possible at distances  $\gtrsim 50$  AU (e.g. Clarke, 2009; Stamatellos & Whitworth, 2009a; Boley, 2009; Rice et al., 2010) and in disks with mass  $\gtrsim 0.1 M_\odot$  (e.g. Rice et al., 2003; Mayer et al., 2007). Disk masses and radii in our models can be calculated by disentangling the disk and infalling core on the computational mesh. This is however not an easy task. We do this in practice by first constructing the azimuthally averaged gas surface density profiles  $\bar{\Sigma}$  and then applying a threshold value of  $\bar{\Sigma}_{d2e} = 0.5 \text{ g cm}^{-2}$  between the disk and the core. We also use the radial gas velocity profile to see where the infalling envelope lands onto the disk (see Vorobyov, 2011b, for details). The disk radius estimates are further complicated by substantial outward excursions (or even complete ejections) of some fragments. It is not always clear if the fragment belongs to the circumstellar disk or it has already detached from it and should be treated as an external companion (see e.g. Figure 2). We assume that the fragment belongs to the disk if  $\bar{\Sigma}$  between the fragment and the disk does not drop below  $0.05 \text{ g cm}^{-2}$ , a value typical for the interface between the disk and the external environment (Vorobyov, 2011b). In the opposite case, the fragment is supposed to have detached from the natal disk and is treated as a separate entity.

Our choice of a threshold of  $0.5 \text{ g cm}^{-2}$  is motivated by the fact that the resulting distribution of disk radii peaks between  $10^2$  and  $10^3$  AU; adopting an order of magnitude lower threshold would shift the entire distribution up by about a factor of 2–3 towards bigger values. Sizes of embedded disks are very poorly constrained by observations and are typically assumed to be on the order of 100 AU or less based on simple centrifugal radius arguments. In reality, however, gravitational and viscous transport of mass and angular momentum will cause disks to spread to sizes greater than the corresponding centrifugal radii. We note that there are some limited observations supporting the existence of large protostellar disks (e.g. Enoch et al., 2009; Jorgensen et al., 2009). Ultimately, the correct threshold to adopt in order to disentangle the disk and core in the simulations will remain uncertain until the masses and sizes of protostellar disks are better constrained from observations.

Each pair of data in Figure 1 indicates the mean disk radius and mass for the corresponding model marked with circles. The mean values are calculated by time-averaging the instantaneous values over the duration of the Class I phase, in which disk fragmentation is usually most vigorous. It is evident that the disk mass and radius *both* have to exceed some threshold values in order for the disk to fragment. In particular, models with higher  $\beta$  experience disk fragmentation at lower disk masses than their low- $\beta$  counterparts. The minimum mean disk mass at which fragmentation can take place according to our modeling is  $\bar{M}_d^{\text{fr}} = 0.07 M_\odot$  for  $\beta \gtrsim 1.3\%$ . The latter value may increase by about a factor of 2 for models with lower  $\beta$ . We take into account here the uncertainty illustrated by the errors in Figure 1 associated with a coarse grid of models. Our found values of  $\bar{M}_d^{\text{fr}}$  are in reasonable agreement with previous estimates,  $0.1 M_\odot$  (e.g. Rice et al., 2003; Mayer et al., 2007). The minimum

radius of a disk experiencing fragmentation in our models is  $\bar{R}_d^{\text{fr}} = 140 \text{ AU}$  for  $\beta \approx 0.3\%$ . The latter value may increase by up to a factor of 2 for models with higher  $\beta$ . Our derived values of  $\bar{R}_d^{\text{fr}}$  are difficult to compare with other studies of disk fragmentation because the latter tend to provide the minimum radial distance at which fragmentation can take place ( $r_{\text{fr}}$ ) and not the minimum disk radius ( $\bar{R}_d^{\text{fr}}$ ) that is required for disk fragmentation to occur. Obviously,  $\bar{R}_d^{\text{fr}}$  must be greater than  $r_{\text{fr}}$  and our simulations suggest that  $\bar{R}_d^{\text{fr}} = (3 - 6)r_{\text{fr}}$ .

The black area in Figure 1 marks the region where the formation of GP and/or BD companions on wide orbits is found in the present work. None of our models have shown the formation of wide-orbit companions for  $\beta \gtrsim 1.5\%$  but we attribute this to a rather narrow sampling of models at this region. Therefore, we extrapolated the companion-forming domain to  $\beta \gtrsim 1.5\%$  assuming the same likelihood for the formation of wide-orbit companions as for models with lower  $\beta$ . The companion-formation domain is notably narrower than both the fragmentation and fragmentation plus ejection domains, particularly as far as the initial core mass is concerned. It appears that  $M_c$  has to be greater than  $1.2 M_\odot$  and the ratio of rotational to gravitational energy has to exceed  $0.5\%$  in order to make the formation of wide-orbit companions possible. Moreover, the minimum mean disk mass at which the formation of wide-orbit companions is found in our modeling is  $\bar{M}_d^{\text{c.f.}} = 0.21 M_\odot$  for models with  $\beta \gtrsim 0.8\%$ . The value of  $\bar{M}_d^{\text{c.f.}}$  may increase somewhat for lower- $\beta$  models. The minimum mean disk radius that is required for the formation of wide-orbit companions is  $\bar{R}_d^{\text{c.f.}} = 370 \text{ AU}$  and this value increases with increasing  $\beta$ . Our found values of the minimum disk radius and mass both depend on the adopted threshold. For instance, adopting a factor of five lower density threshold  $\bar{\Sigma}_{d2e} = 0.1 \text{ g cm}^{-2}$  would yield a factor of 1.2 greater minimum disk mass  $\bar{M}_d^{\text{c.f.}} = 0.25 M_\odot$  and a factor of 1.3 greater minimum disk radius  $\bar{R}_d^{\text{c.f.}} = 470 \text{ AU}$ .

It is not clear why models with  $M_c < 1.2 M_\odot$  fail to produce wide-orbit companions. Large masses and radii of protostellar disks in companion-forming models must certainly be factors that help wide-orbit companions to survive. Another likely reason why low- $M_c$  models fail to form wide-orbit companions is that disk fragmentation in these models is mostly confined to the embedded phase of star formation and is sustained by continuing mass loading from an infalling envelope. A fragment may escape inward migration if the net torque exerted on it is not negative.

To a first order of accuracy, the net torque acting on the fragment in a gravitationally unstable disk can be expressed as the sum of the gravitational torques from the inner  $\mathcal{T}_{\text{in}}$  and outer  $\mathcal{T}_{\text{out}}$  parts of the disk with respect to the current position of the fragment. Spiral arms and other fragments are the main contributors to the total torque. Due to the trailing nature of the spiral arms in gravitationally unstable protostellar disks,  $\mathcal{T}_{\text{in}}$  is usually positive and  $\mathcal{T}_{\text{out}}$  is usually negative. The condition for the fragment to avoid inward migration can then be written as

$$\frac{dL}{dt} = \mathcal{T}_{\text{in}} + \mathcal{T}_{\text{out}} \geq 0, \quad (18)$$



where  $L$  is the angular momentum of the fragment. Evidently, the fragment will stay in the disk for as long as  $|\mathcal{T}_{\text{out}}| \leq \mathcal{T}_{\text{in}}$ .

Even if the fragment forms near the disk outer edge where inequality (18) is likely to be fulfilled initially, it can start migrating inward during the subsequent evolution due to continuing mass loading from the parental core. The mass infall onto the disk is a double-edged sword effect: it promotes disk fragmentation by increasing the disk mass (e.g. Vorobyov & Basu, 2006, 2010a; Kratter et al., 2010) but it also deposits a sub-Keplerian material at/near the disk outer region (e.g. Visser & Dullemond, 2010). The latter acts to increase  $|\mathcal{T}_{\text{out}}|$  as the mass near the disk outer edge accumulates so that the fragment starts to migrate inward when  $|\mathcal{T}_{\text{out}}|$  becomes greater than  $\mathcal{T}_{\text{in}}$ . In addition, a sub-Keplerian material falling onto the disk can exert a torque onto the fragment and push the later in towards the star.

On the contrary, models with  $M_c \gtrsim 1.2 M_\odot$  are usually characterized by disks that are sufficiently massive a large to experience fragmentation not only in the embedded phase and but also in the T Tauri phase when mass loading onto the disk diminishes (see Figures 2 and 8). When formed at the disk outer regions where inequality (18) fulfilled, fragments in these models have chances to open gap in the disk and settle on quasi-stable, wide orbits. The main conclusion drawn from our parameter space study that disk fragmentation is *not* sufficient to guarantee the formation of GP or BD companions on wide orbits.

In this paper, we used a spatially and temporally uniform  $\alpha = 5 \times 10^{-3}$ . This choice is based on the work Vorobyov & Basu (2009a,b), who found that models with  $\alpha = 10^{-2}$  reproduce well the slope of the mass accretion rate–stellar mass relation for young brown dwarfs and low mass stars ( $\sim 1.0$  Myr old), though slightly overpredict the mean accretion rates. Greater value of  $\alpha$  act to weaken the strength of gravitational instability due to an over increase in the efficiency of mass transport and the corresponding decrease in the total disk mass. However, low values of  $\alpha$  ( $\gtrsim 10^{-1}$ ) destroy circumstellar disks during less than 1.0 Myr of evolution and are thus inconsistent with mean disk lifetimes on the order of 2–3 Myr. We therefore conclude that a moderate increase in the adopted value of  $\alpha$  (by a factor of several) can shift the fragmentation boundary in Figure 1 towards higher values of  $M_c$  and  $\beta$  but not expected to shut off disk fragmentation completely.

Below, we present six models that have shown the formation of GP/BD embryos on wide, quasi-stable orbits after disk gravitational fragmentation. We pay most attention to models 1–3 and provide only main results for the other three models. The parameters of the models are listed in Table 1.

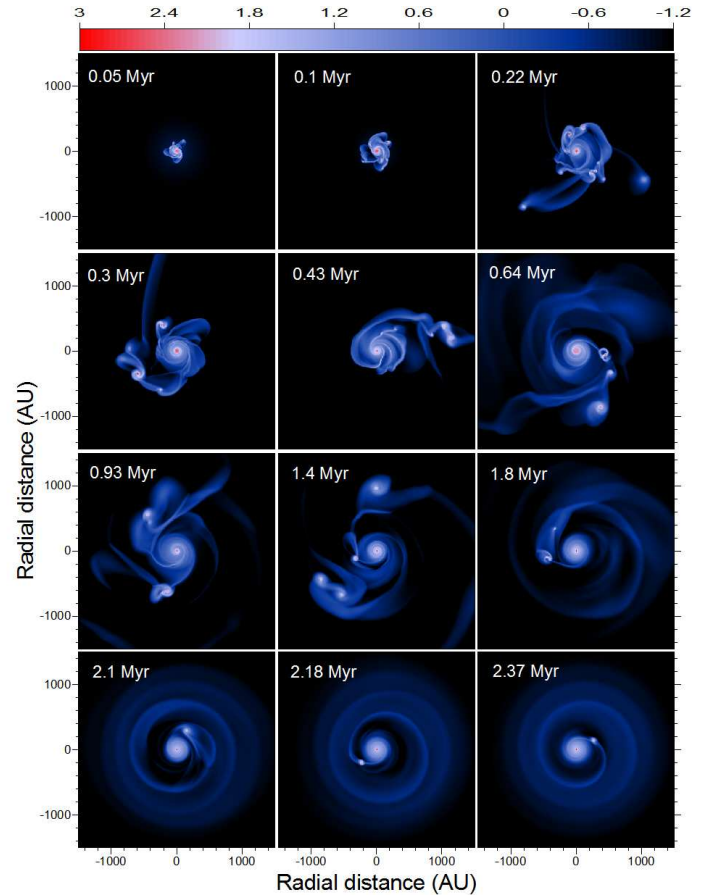
#### 4. Formation of a planetary-mass companion

In this section, we describe the formation of an 11-Jupiter-mass companion around a  $1.2 M_\odot$  star. Figure 2 presents a series of the gas surface density images showing the evolution of the disk in model 1 starting soon after the formation of the central object ( $t = 0.05$  Myr) and ending in the T Tauri phase ( $t = 2.37$  Myr). The box size is 3000 AU on each side and represents a small subregion of the overall computational domain. The time elapsed after the formation the central protostar is shown in each image and

**Table 1.** Model parameters

model	$M_c$ ( $M_\odot$ )	$\beta$ (%)	$\Sigma_0$ ( $\text{g cm}^{-2}$ )	$\Omega_0$ ( $\text{s}^{-1}$ )	$r_0$ (AU)
1	1.7	0.56	$3.3 \times 10^{-2}$	$2.4 \times 10^{-14}$	3770
2 <sup>†</sup>	1.2	0.88	$1.3 \times 10^{-2}$	$1.3 \times 10^{-14}$	–
3	1.5	0.56	$3.1 \times 10^{-2}$	$2.6 \times 10^{-14}$	3430
4	1.4	0.56	$1.1 \times 10^{-1}$	$6.0 \times 10^{-14}$	1890
5	1.55	1.27	$3.6 \times 10^{-2}$	$4.0 \times 10^{-14}$	3430
6	1.4	0.56	$4.0 \times 10^{-2}$	$3.9 \times 10^{-14}$	3090

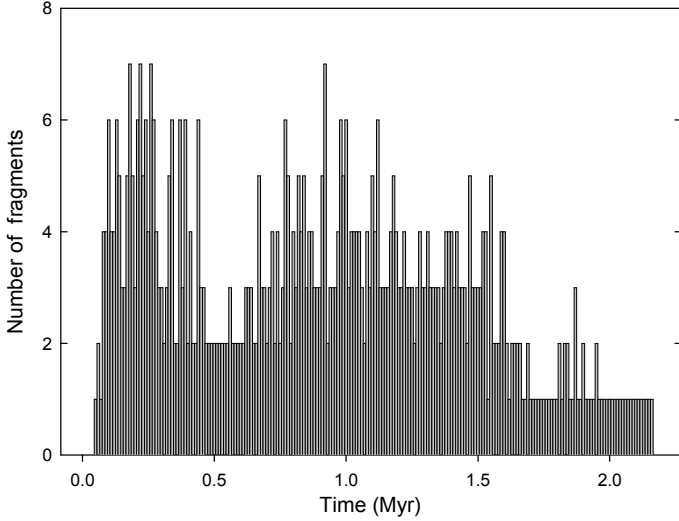
<sup>†</sup> Models with spatially constant gas surface density  $\Sigma \equiv \Sigma_0$  and angular velocity  $\Omega \equiv \Omega_0$ .



**Fig. 2.** Gas surface density distribution in model 1 shown at various times since the formation of the central protostar. Only the inner  $3000 \times 3000$  AU box is shown, the total computational region extends to 22000 AU. The scale bar is in  $\log \text{g cm}^{-2}$ . Note a fragment on a stable orbit in the bottom row.

the minimum gas surface density plotted in the Figure is  $0.06 \text{ g cm}^{-2}$  or  $-1.2$  in the log units.

The forming disk is gravitationally unstable and first fragments start to appear in the disk as early as at 50 kyr after the formation of the central star. Gravitational perturbations from spiral arms and massive fragments cause significant radial motions in the disk. As a result, the



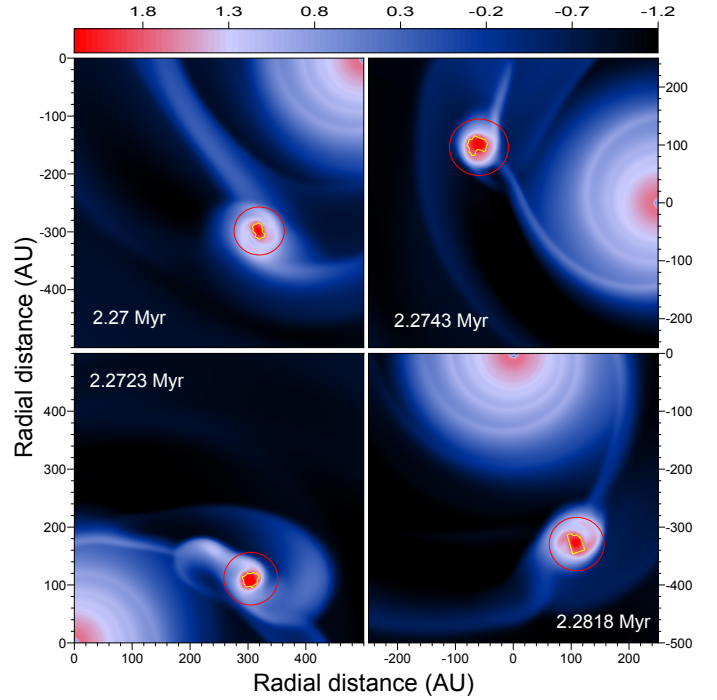
**Fig. 3.** Number of fragments vs. time in model 1. The number of fragments at a given time instant is calculated using the fragment tracking algorithm described in § 2.3. An increase in the number of fragments shows recent fragmentation, and a decrease shows recent destruction/accretion of the fragments.

disk appears as a somewhat chaotic structure with dense filaments connecting the fragments. Nevertheless, a near Keplerian rotation can be retrieved after azimuthal averaging. Fragmentation is predominantly concentrated to the intermediate and outer disk regions, a consequence of the mass infall and stellar irradiation, and no fragmentation is evident at  $r \lesssim 50 - 100$  AU.

One may notice from Figure 2 that the number of fragments is varying with time, indicating that the fragments may be tidally destroyed or otherwise lost by the disk. For instance, fragments may migrate inward onto the star (Vorobyov & Basu, 2010a; Machida et al., 2011) or get ejected from the disk into the intracuster medium (Basu & Vorobyov, 2012). As a result of these migration/ejection/destruction processes, only one fragment survives after 1.7 Myr of the disk evolution. The bottom row in Figure 2 reveals the typical picture with the surviving fragment opening a gap and inducing spiral waves in the disk. The fragment itself is connected with the inner and outer disks by a wake of enhanced surface density which trails/leads the fragment outside/inside its orbit.

Figure 3 presents the number of fragments in the disk at a given time instant. The number of fragments varies with time and a maximum value ( $N_{\text{fr}}^{\text{max}} = 7$ ) is reached at  $t \approx 0.2$  Myr and  $t \approx 0.9$  Myr. Between these two maxima, a local minimum with just two fragments in the disk occurs at  $t \approx 0.5$  Myr. The disk mass at the end of the embedded phase ( $t=0.65$  Myr) is  $\approx 0.3 M_{\odot}$ , sufficient to sustain fragmentation in the disk for another 0.8 Myr.

Figure 4 shows four zoomed-in images of the surviving fragment taken during a time period of 1180 yr covering just two orbital periods of the fragment. The box size is  $500 \times 500$  AU. The fragment is outlined by the yellow curve, which is found using the tracking algorithm described in



**Fig. 4.** Zoomed-in view on the surviving fragment in model 1 at four time instances. The color image shows the gas surface density in  $\log \text{g cm}^{-2}$ , the yellow curve outlines the fragment and the red circles marks the Hill radius.

Section 2.3. The red circle represents the corresponding Hill radius of the fragment calculated as

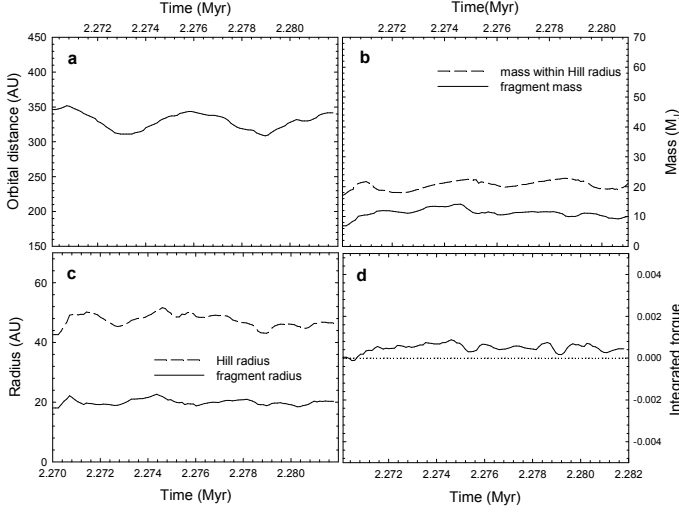
$$R_{\text{H}} = r_{\text{f}} \left( \frac{1}{3} \frac{M_{\text{f}}}{M_{*} + M_{\text{f}}} \right)^{1/3}, \quad (19)$$

where  $M_{*}$  is the stellar mass,  $r_{\text{f}}$  is the orbital distance of the fragment and  $M_{\text{f}}$  is the mass of the fragment confined within the yellow curve. A mini-disk with a developed two-armed spiral structure can be seen around the fragment in the lower-right image.

We used our fragment tracking algorithm to calculate physical properties of the surviving fragment. Figure 5 presents (a) the orbital distance of the fragment  $r_{\text{f}}$ , (b) the mass of the fragment  $M_{\text{f}}$  and the mass confined within the Hill radius  $M_{\text{H}}$  (solid and dashed lines, respectively), (c) the radius of the fragment  $R_{\text{f}}$  and the Hill radius  $R_{\text{H}}$  (solid and dashed lines, respectively), and (d) the integrated gravitational torque acting on the fragment  $\mathcal{T}$  (solid line). The latter quantity is calculated as the sum of all individual torques  $\tau = -m(r, \phi) \partial \Phi / \partial \phi$  acting on the fragment, where  $m(r, \phi)$  is the gas mass in a cell with polar coordinates  $(r, \phi)$  and  $\Phi$  is the corresponding gravitational potential. The dotted line marks the zero torque.

The orbital distance of the fragment varies in the 308–352 AU limits. The mean distance from the central star is  $\bar{r}_{\text{f}} = 330$  AU and eccentricity of the orbit is  $\epsilon \approx 0.07$ . Such low eccentricity orbits are typical for companions formed by disk gravitational instability (Vorobyov & Basu, 2010b; Boss, 2012). The mass of the fragment varies in the 7–14  $M_{\text{J}}$  limits. This wide scatter reflects either imperfections in the fragment tracking mechanism or continuous perturbations imposed onto the fragment by the circumfragment disk and spiral density wake (or both effects). These perturbations,





**Fig. 5.** Characteristics of the surviving fragment in model 1: (a) orbital distance, (b) mass of the fragment (solid line) and that confined within the Hill radius (dashed line), (c) radius of the fragment (solid line) and the Hill radius (dashed line), and (d) integrated gravitational torque acting on the fragment in units of  $8.6 \times 10^{40} \text{ g cm}^2 \text{ s}^{-2}$ .

however, do not lead to the fragment dispersal at least on time scales of our numerical simulations. The mean mass of the fragment calculated over two orbital periods shown in Figure 5 is  $\overline{M}_f = 11 M_J$ , which is still in the planetary mass regime. However, the mean mass confined within the Hill radius is  $\overline{M}_H = 20.5 M_J$ , which implies that the fragment may accumulate some more material in the course of the evolution as it cools and contracts into planetary-sized object. On the other hand, if the fragment could not get rid of angular momentum, most of the material in the Hill sphere would ultimately land onto a circumfragment disk and the fragment may remain the planetary-mass regime.

Figure 5c shows the radius of the fragment and the Hill radius. The mean Hill radius  $\overline{R}_H = 47 \text{ AU}$  is greater than mean radius of the fragment  $\overline{R}_f = 20 \text{ AU}$  by more than a factor of 2. The mean scale height at the position of the planet is about  $Z = 40 \text{ AU}$ , somewhat smaller than the Hill radius. According to Crida et al. (2006) and Kley & Nelson (2012), the gap opening criterion can be written as

$$\frac{3}{4} \frac{Z}{R_H} + \frac{50\nu}{qr_f^2\Omega_f} \lesssim 1.0, \quad (20)$$

where  $q = M_H/M_*$  and  $\Omega_f$  is the orbital frequency of the fragment. Substituting the corresponding mean values for  $R_H$  and  $r_f$  into equation (20), noticing that  $q = 0.017$  for  $M_* = 1.2 M_\odot$  and  $M_H = 20.5 M_J$ , and finally calculating  $\nu$  using equation (8) and mean disk temperature of 15 K at  $r_f = 330 \text{ AU}$ , we estimated the left-hand side of equation (20) to be  $\approx 0.9$ , thus marginally satisfying the gap opening criterion. The future orbital dynamics of the fragment can be predicted using the integrated gravitational torque acting on the fragment from the rest of the disk,  $\mathcal{T}$ , shown in Figure 5d. Evidently, the torque is mostly positive, implying outward migration, and its mean value is  $\overline{\mathcal{T}} = 4.9 \times 10^{-4}$  in units of  $8.6 \times 10^{40} \text{ g cm}^2 \text{ s}^{-2}$ .

We estimate the characteristic migration timescale using the following simple analysis. A (small) change of the orbital distance  $dr_f$  of a fragment with mass  $M_f$  on a

Keplerian orbit caused by a (small) change in the angular momentum of the fragment  $dL$  can be written as  $dr_f = 2dL/M_f v_f$ , where  $v_f = (GM_*/r_f)^{1/2}$  is the angular velocity of the fragment. The migration velocity of the fragment is then

$$v_{\text{mg}} = \frac{dr_f}{dt} = \frac{2 \frac{dL}{dt}}{M_f v_f}. \quad (21)$$

Noticing that  $dL/dt = \overline{\mathcal{T}}$ , the characteristic migration time can be calculated as

$$t_{\text{mg}} = \frac{r_f}{v_{\text{mg}}} = \frac{L}{2\overline{\mathcal{T}}}. \quad (22)$$

Substituting the corresponding mean values for  $r_f$ ,  $M_f$  and  $\mathcal{T}$  into equation (22), and also noticing that  $M_* = 1.2 M_\odot$  in model 1, we estimated the migration timescale to be of the order of 10 Myr.

Since the fragment in model 1 opens a gap in the disk, a more appropriate estimate of the migration timescale may be that given by the viscous diffusion time in the disk (Lin & Papaloizou, 1986)

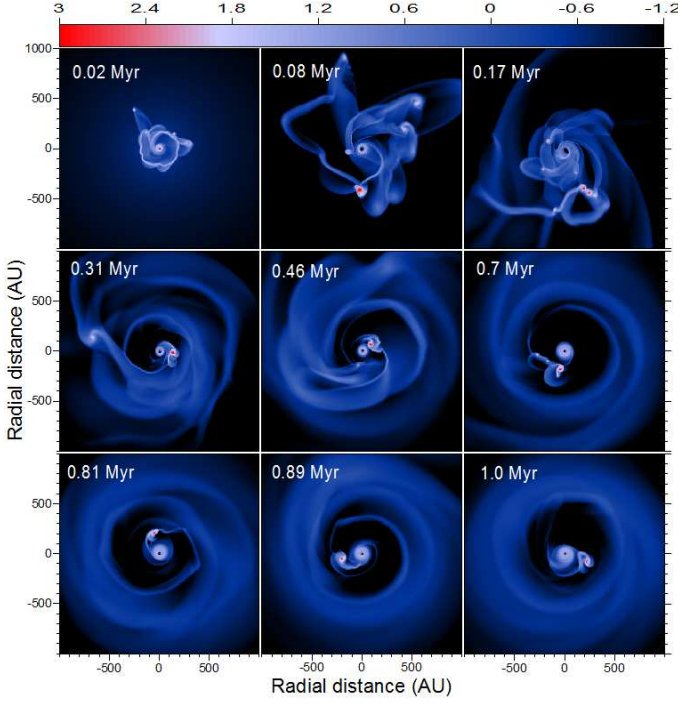
$$t_{\text{visc}} = \frac{r_f^2}{\nu}, \quad (23)$$

which yields essentially the same timescale of 10 Myr. The above estimates show that the fragment will remain on a wide orbit for a time period longer than the typical disk lifetime of 2–3 Myr (Strom et al., 1989; Haisch et al., 2001), implying that the fragment will finally turn into a massive GP or low-mass BD on a stable orbit of the order of 400 AU from the central object.

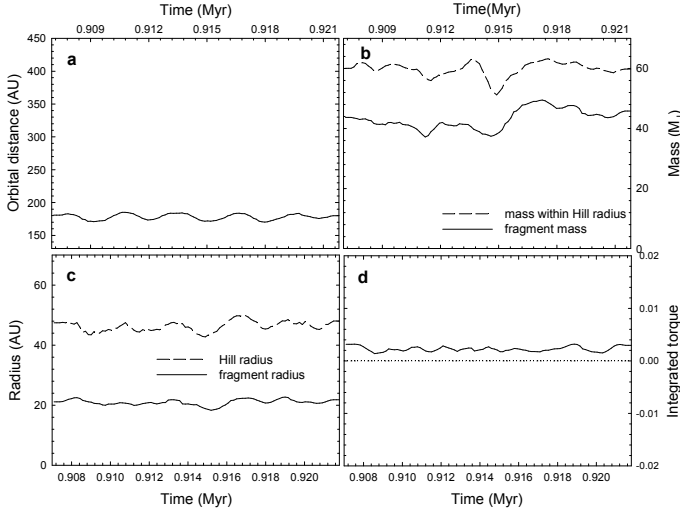
## 5. Formation of an intermediate-mass brown dwarf

In this section we describe the formation of a 43-Jupiter-mass BD around a  $0.9 M_\odot$  star. Figure 6 shows a series of images of the gas surface density (logarithmic in  $\text{g cm}^{-2}$ ) in model 2 for the inner 1000 AU of our computational box. The time elapsed since the formation of the central protostar is indicated in each image. This model is characterized by initial gas surface density and angular velocity in the pre-stellar core that are independent of radial distance, i.e.,  $\Sigma = \text{const}$  and  $\Omega = \text{const}$ . As a consequence, model 2 has an elevated mass infall onto the disk, stronger gravitational instability and more vigorous fragmentation in the Class 0 phase (Vorobyov, 2012) than model 1, notwithstanding the fact that the prestellar core in the latter model is more massive. Gravitational instability in model 2, fueled by intense mass loading from the envelope, is so strong that the disk has broken into massive clumps linked with each other by long and dense filaments. During the course of the evolution, most fragments have migrated onto the star due to strong torques but one massive fragment manages to survive through the initial violent stage and settles onto a quasi-stable orbit at around 0.3 Myr.

Figure 7 presents main characteristics of the surviving fragment during approximately four orbital revolutions. The layout of the Figure is the same as that of Figure 5. The orbital distance of the fragment varies in the 170–185 AU limits and the mean distance is  $\overline{r}_f = 178 \text{ AU}$ . The fragment is characterized by a low eccentricity orbit,  $\epsilon \approx 0.04$ , somewhat smaller than that of the fragment in model 1. The

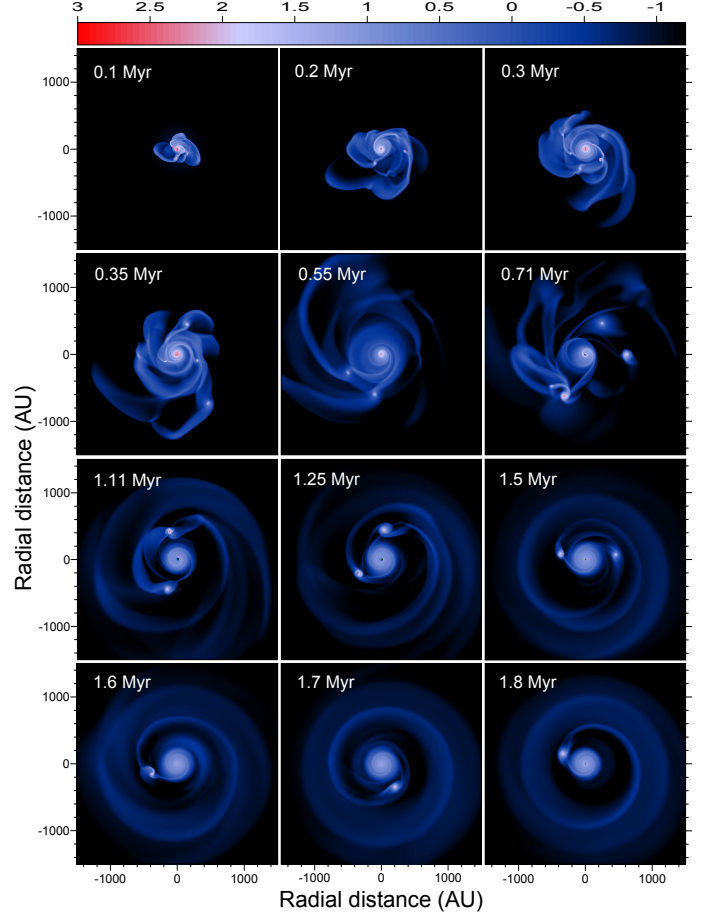


**Fig. 6.** Gas surface density distribution in model 2 shown at various times since the formation of the central protostar. Only the inner  $2000 \times 2000$  AU box is shown, the total computational region extends to 16000 AU. The scale bar is in  $\log g \text{ cm}^{-2}$ . Note a fragment on a stable orbit in the bottom row.



**Fig. 7.** Same as Figure 5 only for model 2.

mean mass of the fragment is  $\overline{M}_f = 43 M_J$  and the mean mass contained within the Hill radius is  $\overline{M}_H = 60 M_J$ . This implies that the fragment will ultimately form an intermediate mass BD, perhaps surrounded by its own circum-BD disk. The mean radius of the fragment is  $\overline{R}_f = 21$  AU and the mean Hill radius is  $\overline{R}_H = 46$  AU. The latter value is greater than the local scale height,  $Z \approx 24$  AU, and the gap opening criterion (20) is satisfied. In general, the fragment in model 2 appears to be in a more perturbed state than that of model 1, perhaps, because the former is more massive, younger and less evolved.

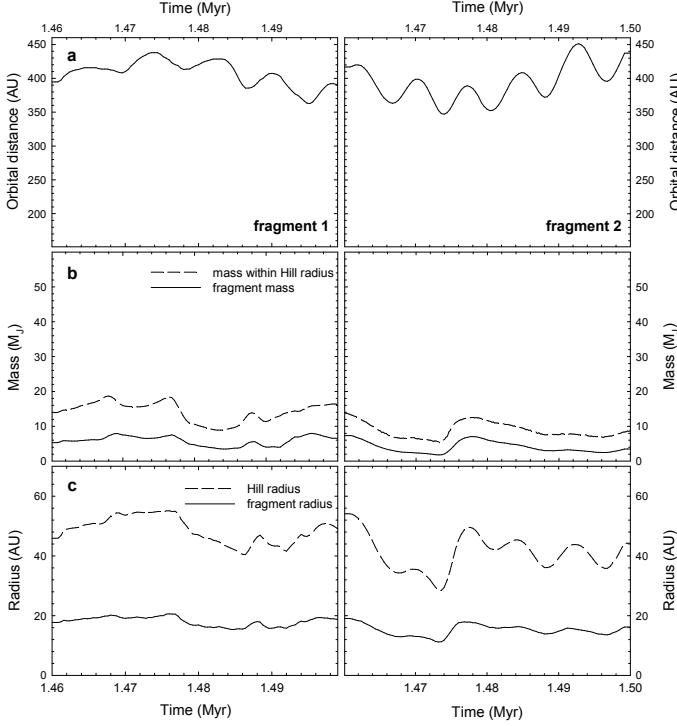


**Fig. 8.** Gas surface density distribution in model 3 shown at various times since the formation of the central protostar. Only the inner  $2000 \times 2000$  AU box is shown, the total computational region extends to 20000 AU. The scale bar is in  $\log g \text{ cm}^{-2}$ . Note two fragments on quasi-stable orbits in the third row of images. One of the fragments disperses at  $t \approx 1.55$  Myr and the other survives to the end of numerical simulations ( $t = 1.8$  Myr).

The integrated gravitational torque acting on the fragment in model 2 is always positive and is somewhat stronger than that of model 1, possibly due to a higher mass of the former. The migration timescale calculated using equation (22) is found to be of the order of 4 Myr, which is comparable to or even longer than the typical lifetime of the disk. We conclude that the fragment in model 2 has good chances to survive migration and settle on a wide orbit evolving ultimately into an intermediate-mass BD.

## 6. Attempted formation of multiple companions

Notwithstanding the fact that protostellar disks in models 1 and 2 exhibit multiple episodes of gravitational fragmentation, only one fragment in each model has survived after 1.0 Myr of disk evolution. This raises the question of whether gravitational fragmentation can account for the formation of multi-companion systems similar to HR 8799 (Marois et al., 2008, 2010), which has four planetary-mass objects on orbits at 15–70 AU from the central star. Below, we discuss this possibility.

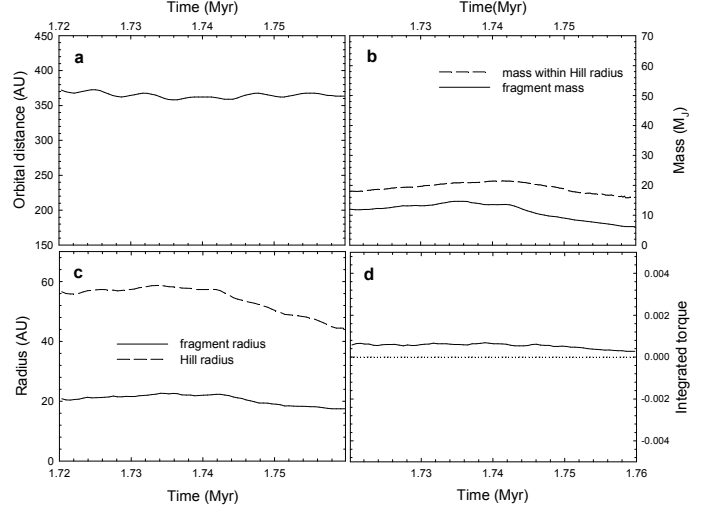


**Fig. 9.** Main characteristics of fragment 1 (left column) and fragment 2 (right column) in model 3 before the least massive of them (fragment 2) has dispersed. In particular, Panel a presents the orbital distance of the fragments, Panel b—masses of the fragments (solid lines) and those confined within the Hill radii (dashed lines), and Panel c—radii of the fragments (solid lines) and their Hill radii (dashed lines).

Figure 8 presents a series of images of the gas surface density in model 3. The parameters of the model are listed in Table 1 and the time after the formation of the protostar is indicated in each image. The initial evolution of the disk is characterized by vigorous fragmentation and several fragments at a time are usually present in the disk. By  $t = 1.1$  Myr only two fragments survive and settle on quasi-stable orbits with only slightly different radial distances from the star but with a  $160^\circ$  offset in azimuthal angle with respect to each other. However, after orbiting in unison for about 0.45 Myr, one of the fragments disperses at  $t \approx 1.55$  Myr. The dispersed fragments leaves a crescent-shaped density enhancement in the disk which can still be seen in Figure 8 at  $t = 1.6$  Myr. The other fragment survives to the end of our numerical simulations ( $t = 1.8$  Myr).

Figure 9 shows main characteristics of the two surviving fragments during a time period of 1.46–1.5 Myr, i.e., before one of the fragments has dispersed. In particular, the left-hand and right-hand panels belong to fragment 1 (most massive) and fragment 2 (least massive), respectively. Panels (a) in Figure 9 present the orbital distance of the fragments, panels (b)—masses of the fragments (solid lines) and masses contained within the Hill radii of each fragment (dashed lines), and panels (c)—radii of the fragments (solid lines) and their Hill radii (dashed lines).

Both fragments move on orbits that are less stable than those in models 1 and 2, perhaps due to continuing gravitational perturbation exerted on the fragments by spiral den-



**Fig. 10.** Same as Figure 5 only for model 3.

sity wakes excited by both fragments in the disk. The mean orbital distances of fragment 1 and 2 are  $\bar{r}_{f,1} = 407$  AU and  $\bar{r}_{f,2} = 393$  AU, respectively. The eccentricity of the orbits is also varying somewhat and the maximum eccentricity for fragments 1 and 2 are estimated to be approximately  $\epsilon_1 = 0.05$  and  $\epsilon_2 = 0.1$ , respectively. As a result, notable radial excursions are evident in the top panels of Figure 9. The masses of both fragments stay in the planetary-mass regime, though with significant variations reflecting their highly perturbed state, and the mean masses of fragments 1 and 2 are  $\bar{M}_{f,1} = 5.9 M_J$  and  $\bar{M}_{f,2} = 4.0 M_J$ , respectively. The mean masses contained within the Hill radii of fragment 1 and 2 are  $\bar{M}_{H,1} = 14.0 M_J$  and  $\bar{M}_{H,2} = 8.9 M_J$ , respectively, indicating that if both fragments had survived they would have formed massive GPs. The mean radii of fragments 1 and 2 are  $\bar{R}_{f,1} = 18$  AU and  $\bar{R}_{f,2} = 15$  AU, respectively, and their mean Hill radii are  $\bar{R}_{H,1} = 48.5$  AU and  $\bar{R}_{H,2} = 41$  AU. Both values are greater than the local scale height  $Z \approx 25$  AU.

The likely reason why one of the fragments has dispersed is that this pair of fragments violate the criterion for orbital stability between two coplanar planets on circular orbits (Gladman, 1993)

$$\Delta_f \geq \Delta_{f,cr} = 2\sqrt{3}R_{H,M}, \quad (24)$$

where  $\Delta_f = \bar{r}_{f,2} - \bar{r}_{f,1} = 14$  AU and  $R_{H,M}$  is the mutual Hill radius defining the region in which gravitational force between two bodies is larger than the force on them due to the star

$$R_{H,M} = \left( \frac{M_{f,1} + M_{f,2}}{3M_*} \right)^{1/3} \frac{\bar{r}_{f,1} + \bar{r}_{f,2}}{2}. \quad (25)$$

Substituting the corresponding values into equations (24) and (25), one obtains  $R_{H,M} = 56$  AU,  $\Delta_{f,cr} = 193$  AU, and  $\Delta_f \ll \Delta_{f,cr}$ . Evidently, the orbits of the two fragments are unstable. Moreover, the mutual Hill radius is greater than the difference between the mean orbital distances of the fragments implying that the less massive fragment might not have withstood the disturbing tidal influence from the more massive counterpart. This effect might have been aided by insufficient numerical resolution of our logarithmic polar grid at a radial distance of the fragments ( $\sim 400$  AU).

We note that the value of  $\Delta_{f,cr} = 193$  AU is of the order of the orbital distance for directly-imaged wide-orbit companions (see forth column in Table 3), which implies that the separation between companions in multicomponent systems should be comparable to their orbital distances. This makes the formation of such wide-orbit, multicomponent systems even more difficult. In any case, the results of this numerical simulation and other studies (e.g. Boss, 2011) have demonstrated that gravitational fragmentation can account for the formation of multiple fragments at a time, but the question of whether these fragments can ultimately mature into a system with more than one companion in wide orbits is still open.

After the less massive fragment dispersed at  $t \approx 1.55$  Myr, the other fragment settled on a quasi-stable orbit with mean radial distance  $\bar{r} = 370$  AU. The main characteristics of the surviving fragment are shown in Figure 10, the layout of which is the same as that of Figure 5. The last surviving fragment is characterized by the mean mass  $\bar{M}_f = 11.0 M_J$ , which is similar to the total mass of the two fragments before one of them dispersed. This suggests that the surviving fragment has accreted most of the material released by the destroyed fragment. Significant temporal variations in the instantaneous mass of the surviving fragment are indicative of its highly perturbed state. The mean mass contained within the Hill radius is  $\bar{M}_H = 19.0 M_\odot$ . The orbit of the surviving fragment is characterized by rather low eccentricity,  $e = 0.02$ . The integrated torque acting on the fragment is positive and the estimated characteristic migration time of the fragment is  $t_{mg} = 6.9$  Myr. We conclude that this fragment is likely to evolve into a massive GP or low-mass BD, depending on the amount of mass that will ultimately settle into a circumfragment disk.

## 7. Characteristics of survived GP/BD embryos and comparison with observations

We have run 60 models with the total integration time in each model exceeding 1.0 Myr after the formation of the central protostar. Protostellar disks in the majority of models were sufficiently massive to experience vigorous gravitational fragmentation at radial distances greater than several tens of AU during the initial several hundred thousand years. The number of the fragments amounted to more than ten at a time. However, most of the fragments have either migrated through the inner computational boundary at 6 AU or got ejected from the computational domain into the intracluster medium or dispersed by tidal torques on time scales less than 1.0 Myr. Only six models out of 60 revealed the survival of one of the fragments after 1.0 Myr of evolution.

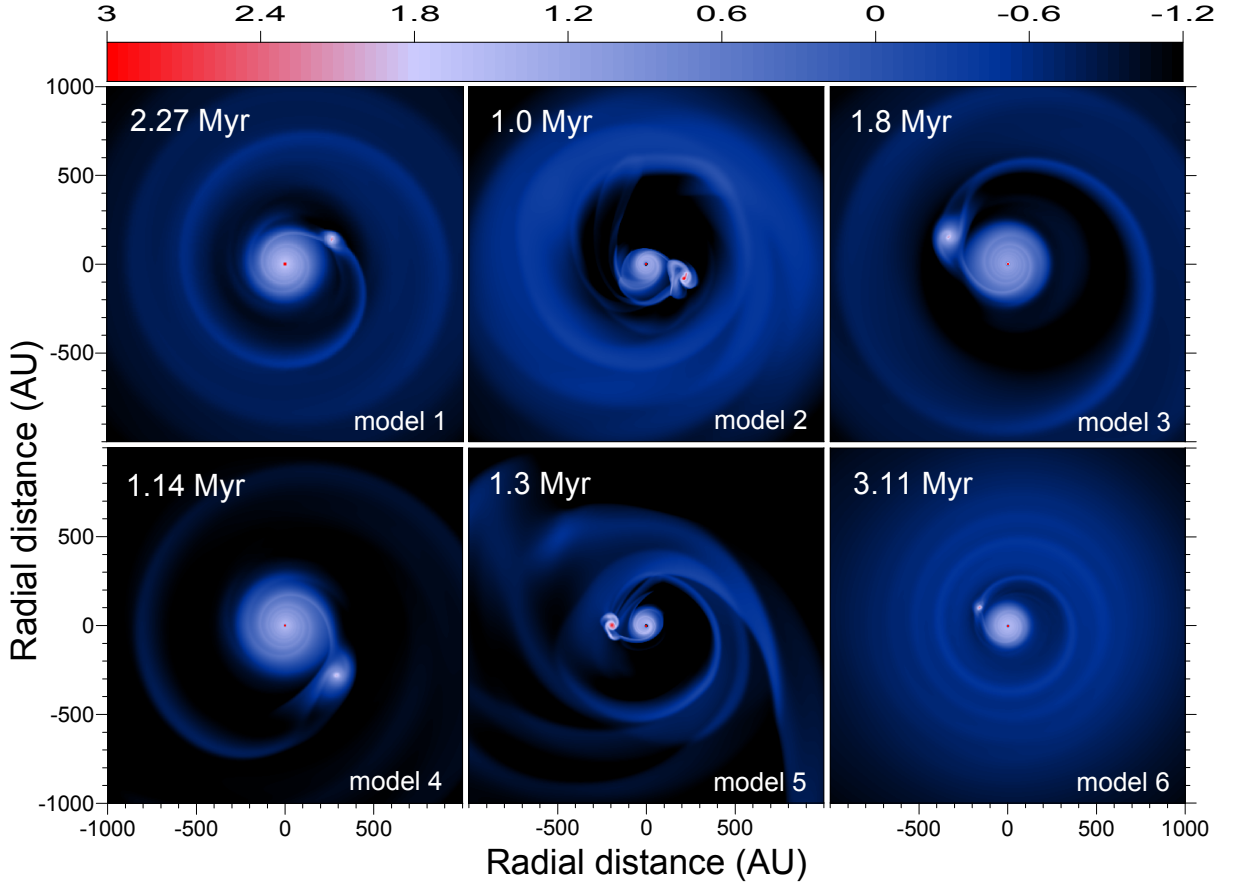
Figure 11 brings together six models that have demonstrated the formation of stable companions on wide orbits (to which we refer below as GP/BD embryos), showing for each model the gas surface density image ( $\text{g cm}^{-2}$  in log units) at the end of numerical simulations. The model number and time elapsed since the formation of the central protostar are indicated in each panel. Only the inner  $2000 \times 2000$  box is shown for each model. All six embryos possess their own circum-embryo disks, the masses of which are comparable to those of the parent embryos as implied by the mass contained within the Hill radius (see Table 2 below). In particular, circum-embryo disks in models 2 and 5 exhibit a pronounced two-armed spiral structure.

It is worth noting that the survived embryos and circum-embryo disks both exhibit a retrograde rotation with respect to that of the parental protostellar disk. This goes against expectations of having prograde rotation (e.g. Boley et al., 2010; Zhu et al., 2012) borne out by the fact that the specific angular momentum of a fluid element in a rotationally supported disk increases with distance as  $r^{0.5}$ . Our numerical scheme performs well on standard numerical tests (Vorobyov & Basu, 2006), including an angular momentum conservation test (Norman et al., 1980), and hence this phenomenon is unlikely to be caused by numerical reasons. However, significant local deviations from Keplerian orbits can be present in strongly gravitationally unstable disks (e.g. Vorobyov, 2010), with a consequence that the specific angular momentum radial profile may not locally reflect a rotationally supported disk. A visual analysis of Figures 2, 6, and 8 demonstrates that both the retrograde and prograde fragments are present at the initial stages of disk evolution, but the retrograde systems may be favoured for survival. For instance, the Type III migration depends strongly on the flow pattern near the planet (Pepliński et al., 2008). The counterrotating circum-embryo disk may make the formation of horseshoe streamlines near the corotation more difficult, thus weakening the efficiency of Type III migration. In any case, a more focused study is needed to understand the phenomenon of retrograde rotation.

Embryos in models 1–5 satisfy the gap opening criterion (20) and clear a well-defined gap in the protostellar disk. The embryo in model 6 is the least massive of all and the corresponding gap is less pronounced. We note that the gap is profoundly non-axisymmetric in models 2, 3, and 5, an effect that can in principle be used to infer the presence of massive GPs/BDs in the disk.

We present the main characteristics of surviving embryos in Table 2. In particular, columns 1–11 list the model number, mass of the prestellar core  $M_c$ , ratio of rotational to gravitational energy in the prestellar core  $\beta$ , mass of the protostar  $M_*$ , mean mass of the embryo  $\bar{M}_f$ , mean mass within the Hill radius  $\bar{M}_H$ , mean orbital distance of the embryo  $\bar{r}_f$ , orbital eccentricity  $e$ , mean radius of the embryo  $\bar{R}_f$ , mean Hill radius  $\bar{R}_H$ , and migration timescale  $t_{mg}$ . For the purpose of comparison, we also provide in Table 3 the main characteristics of directly imaged, wide-orbit ( $> 50$  AU) companions to stars with mass  $0.08 M_\odot \leq M_* \leq 2.1 M_\odot$ . We excluded lower-separation companions because we are interested only in GPs/BDs that can be formed by disk gravitational fragmentation, which is likely to occur at radial distances greater than 50 AU. In particular, columns 2–5 list stellar masses  $M_*$ , masses of companions  $M_p$ , orbital distances of companions  $r_p$ , and stellar ages as compiled by the Extrasolar Planets Encyclopedia (<http://exoplanet.eu>). We have ordered the objects along the line of increasing stellar masses.

The embryo masses in our models lie in the  $3.5 - 43 M_J$  limits and cover the entire range of masses found for detected wide-orbit companions. There is no clear indication that more massive cores tend to produce more massive companions, though the range of companion-forming core masses considered in the present study ( $1.2 - 1.7 M_\odot$ ) is quite narrow. There is a hint that models with higher  $\beta$  tend to produce more massive companions (e.g., models 2 and 5) and that BD embryos tend to orbit less massive protostars, but these tendencies need to be confirmed with a wider sam-



**Fig. 11.** Gas surface density distribution in models showing the formation of quasi-stable GP/BD embryos on wide orbits. The model number and time elapsed since the formation of the central protostar is indicated in each panel. Only the inner  $2000 \times 2000$  AU box is shown. The scale bar is in  $\log \text{g cm}^{-2}$ .

**Table 2.** Characteristics of survived embryos

model	$M_c$ ( $M_\odot$ )	$\beta$ (%)	$M_*$ ( $M_\odot$ )	$\overline{M}_f$ ( $M_J$ )	$\overline{M}_H$ ( $M_J$ )	$\overline{r}_f$ (AU)	$\epsilon$	$\overline{R}_f$ (AU)	$\overline{R}_H$ (AU)	$t_{\text{mg}}$ (Myr)
1	1.7	0.56	1.2	11	20.5	330	0.07	20	47	10
2	1.2	0.88	0.9	43	60	178	0.04	21	46	4
3	1.5	0.56	1.1	11	19	370	0.02	20.5	54	6.9
4	1.4	0.56	1.0	4.6	11.3	415	0.03	16.5	46	7
5	1.55	1.27	0.75	27.5	40.5	180	0.06	19.5	41	3.9
6	1.4	0.56	0.95	3.5	5.0	190	0.05	11.5	20.5	4.1

ple of models. Our modelling suggests that the companion masses are likely to be determined by the disk/stellar properties rather than by the properties of parental prestellar cores. The masses contained within the Hill radius are generally a factor of 1.5–2.5 greater than those of the embryos. The final masses of the embryos are therefore expected to be somewhat higher, though the actual growth will be limited by the angular momentum of the disk gas that the embryo is trying to accrete (Boley et al., 2010).

The orbital distances of GP/BD embryos in our models are confined in the 178–415 AU limits, whereas Table 3

indicates a wider range of orbital distances for directly imaged companions, 15–1170 AU. While the upper limit on the orbital distance in our modeling (415 AU) may increase if we run higher-resolution numerical simulations (due to better resolution at large radial distances on the adopted logarithmically-spaced radial grid), the lower limit (178 AU) is not expected to change considerably given that all embryos in our models are in fact slowly migrating outward. Vorobyov & Basu (2010b) found GP embryos forming at distances of the order 50 AU but their models employed a barotropic equation of state which is known to



**Table 3.** Characteristics of known wide-orbit GPs and BDs

Star	$M_*$ ( $M_\odot$ )	$M_p$ ( $M_J$ )	$r_p$ (AU)	Age (Myr)
Oph 11	0.16	$21 \pm 3$	$243 \pm 55$	$11 \pm 2$
CHXR 73	0.35	$15^{+8}_{-5}$	210	2
DH Tau	$0.37 \pm 0.12$	$11^{+3}_{-10}$	330	1
CD-35 2722	0.4	$31 \pm 8$	67	100
GSC 06214-00210	0.6	$17 \pm 3$	320	$11 \pm 2$
Ross 458(AB)	0.6	$8.5 \pm 2.5$	1170	$475 \pm 320$
GQ Lup	0.7	$21.5 \pm 20.5$	103	1
1RXS J1609	0.7	$\approx 8$	330	2–5
CT Cha	$0.8 \pm 0.1$	17	440	$2 \pm 1$
AB Pic	0.8	$13.5 \pm 0.5$	260	30
HN Peg	1.0	$16 \pm 9$	$795 \pm 15$	200
HR 8799	1.6	5–10	15–68	20–150
Fomalhaut	2.1	$3^{+1.2}_{-0.5}$	119	200

facilitate disk fragmentation at small radial distances from the star.

The dearth of embryos at orbital distances  $\lesssim 170$  AU in our simulations cannot be explained by numerical resolution effects and is intriguing as it conflicts with observations. There are four objects in Table 3 that have companions orbiting the star at radial distances less than 170 AU (CD-35 2722, GQ Lup, HR 8799, and Fomalhaut). If disk fragmentation cannot explain these objects, then they must have been formed by dynamical scattering of closely-packed companions leading to ejection of the least massive companion onto a wide orbit (e.g. Scharf & Menou, 2009; Veras et al., 2009). The resulting orbits of these companions are expected to cover the full range of possible eccentricities, some of them may even become unbound with time (Veras et al., 2009). In addition, the probability to form wide-orbit companions via dynamical scattering declines quickly with the increasing orbital distance of the companions (Scharf & Menou, 2009). The eccentricities of our formed embryos lie in the 0.02–0.07 range and the only known eccentricity of a wide-orbit companion is that of Fomalhaut b,  $e = 0.11$ . Interestingly enough, the orbital distance of Fomalhaut b is 119 AU and fits into the scattering scenario for the formation of wide-orbit companions. The above analysis suggests a unified picture for the formation of wide-orbit companions, in which objects at orbital distances from several tens to  $\approx 150$  AU are preferentially formed by dynamical scattering and are characterized by a whole spectrum of eccentricities while those at greater orbital distances are mostly formed via disk fragmentation and are characterized by low eccentricities. Definite measurement of eccentricities for other wide-orbit companions should therefore clarify the formation mechanism of GPs/BDs on wide orbits (see also Dodson-Robinson et al., 2009).

The minimum mass of a protostar that hosts a wide-orbit GP/BD embryo in our models is found to be  $M_* =$

$0.75 M_\odot$ , whereas the directly-imaged wide-orbit companions have host stars with masses extending down to the brown-dwarf-mass regime (e.g., UScoCTIO 108, Bj ar et al., 2008). It appears that protostars with mass  $\lesssim 0.7 M_\odot$  possess protostellar disks with mass that is insufficient to experience gravitational fragmentation in the T Tauri phase. Fragmentation episodes in these disks are mostly confined to the embedded phase and are driven by mass infall from the parental core. As discussed in Section 3, fragments in such disks have little chance to escape fast inward migration and are unlikely to form wide-orbit companions. We note that Boss (2011) reported the formation of companions in disks around stars with mass  $< 0.7 M_\odot$ , but the total integration time was limited to just 1000 yr and was insufficient to draw firm conclusions about the survivability of these companions.

If disk fragmentation cannot explain wide-orbit companions around stars with mass  $\lesssim 0.7 M_\odot$ , then a viable alternative is dynamical scattering of close-orbit companions. However, Table 3 demonstrates that most of the stars with mass  $< 0.7 M_\odot$  have companions on orbital distances of the order of several hundred AU. Such large orbital distances are difficult to explain in the framework of dynamical scattering since the number of scattered objects quickly declines with increasing orbital distance (Scharf & Menou, 2009). This inconsistency necessitates further research into this subject.

Finally, we note that our modelling failed to produce systems with more than one stable companion. This is consistent with observations. The only known system with several wide-orbit companions is HR 8799 and even in this case only one companion has an orbital distance greater than 50 AU. The lack of multiple wide-orbit companions is likely caused by the fact that the orbital stability criterion (24) imposes strict limitations on the minimum orbital distance between two stable companions  $\Delta_{f,cr}$ . For instance, in model 3 that showed an attempted formation of

two companions (but one of them finally dispersed), the corresponding minimum distance was  $\Delta_{f,cr} = 193$  AU, while the actual mean radial separation between the companions was only 14 AU. Large values of  $\Delta_{f,cr}$  make the disk fragmentation scenario problematic for explaining multi-component systems as it may require very extended and hence massive disks.

## 8. Conclusions

We computed the gravitational collapse of prestellar cores with masses lying in the  $0.1 M_{\odot} < M_c \leq 1.8 M_{\odot}$  range and ratios of rotational to gravitational energy confined in the  $0.2\% < \beta \leq 2.2\%$  limits. The integration time in our numerical hydrodynamics simulations extended beyond 1 Myr after the formation of the central protostar and covered the entire embedded phase and part of the T Tauri phase of stellar evolution. We focused on models that showed disk gravitational fragmentation and, in particular, on models that revealed the formation of quasi-stable, giant planet (GP) and brown dwarf (BD) embryos on orbits greater than 50 AU (referred as wide-orbit companions). The typical migration timescales of the embryos are comparable to or greater than the lifetime of a typical disk (2–3 Myr), which allows us to conclude that they will ultimately cool and contract into fully formed GPs or BDs. Insufficient numerical resolution does not allow us to resolve the formation of planetary-sized objects.

While most of our models showed disk fragmentation, only 6 out of 60 models revealed the formation of wide-orbit companions. We compared the characteristics of our embryos with those of fully formed GPs and BDs obtained from direct imaging (<http://exoplanet.eu>). The disk masses and radii provided below were calculated by time-averaging instantaneous values over the duration of the Class I phase, which is most relevant to studying disk fragmentation. Our findings can be summarized as follows.

- Masses of wide-orbit companions lie in the  $3.5 - 43 M_J$  limits and cover the entire range of masses found for directly-imaged GPs and BDs on orbits greater than 50 AU. There is no clear indication that the mass of the companion depends on the mass and angular momentum in the pre-stellar core, though a wider sample of companion-forming models is needed to draw firm conclusions.
- The orbital distances of the companions found in our modelling lie in the 178–415 AU limits. This range of orbital distances is notably narrower than that found for directly-imaged companions, a few AU–1170 AU. While the upper found limit (415 AU) may increase if we consider higher resolution simulations<sup>3</sup>, the lower limit (178 AU) cannot be explained by resolution effects and is intriguing as it conflicts the observations. We propose that companions at orbital separations from a few tens to 150 AU are likely to form via dynamical scattering of closely-packed companions onto wide orbits, while companions at larger orbital distances are predominantly formed via disk fragmentation. Definite measurement of eccentricities as a function of orbital distance should clarify the formation mechanism of GPs/BDs on wide

orbits, because the disk fragmentation scenario tends to produce companions on low eccentricities,  $e \leq 0.1$ .

- Our numerical simulations did *not* produce multiple companions on wide orbits. Although model 3 revealed an attempted formation of two companions at orbital distances  $\approx 190 - 210$  AU, one of the fragments dispersed in less than 0.5 Myr. The likely reason for this failure is that the radial separation between the two companions,  $\approx 14$  AU, was much smaller than the required 190 AU according to the orbital stability criterion of Gladman (1993). The formation of multi-component systems would require very extended and hence massive disks, which are statistically rare. The only known system with several wide-orbit companions, HR 8799, has only one companion at a distance greater than 50 AU and is likely to form via dynamical scattering.
- The minimum mass of a companion-hosting star found in our modelling is  $0.75 M_{\odot}$ , whereas the corresponding value for directly imaged systems extends down to the BD-mass regime. It is likely that disk fragmentation in systems with stellar mass  $\leq 0.7 M_{\odot}$  is mostly confined to the embedded phase of star formation, in which mechanisms causing migration/ejection/destruction of the fragments are strong and the likelihood for survival of the fragments is low.
- Disk gravitational fragmentation does *not* automatically guarantee the formation of wide-orbit companions. Most of the fragments do not stay on wide orbits for more than several orbital periods. The majority are torqued into the disk inner region and through the sink cell (6 AU) by gravitational torques from spiral arms or other fragments, a few fragments may be ejected from the disk via many-body gravitational interaction (Stamatellos & Whitworth, 2009a; Basu & Vorobyov, 2012), and some fragments may be tidally dispersed at various radial distances in the disk (Boley et al., 2010; Nayakshin, 2010; Vorobyov, 2011a; Zhu et al., 2012). The fragments that pass through the sink cell may be completely destroyed and accreted onto the forming star (Vorobyov & Basu, 2006, 2010a; Machida et al., 2011) or lose their gaseous envelopes and form terrestrial cores or icy giants if the dust sedimentation timescale was sufficiently short (Nayakshin, 2010; Boley et al., 2010).
- The minimum disk mass at which fragmentation can take place is found to be  $\overline{M}_d^{fr} = 0.07 M_{\odot}$  for models with  $\beta \gtrsim 1.2\%$ . The value of  $\overline{M}_d^{fr}$  may increase by almost a factor of 2 for disks formed from pre-stellar cores with lower angular momentum,  $0.2\% \leq \beta < 1.2\%$ . Our found values of  $\overline{M}_d^{fr}$  are in reasonable agreement with previous estimates of the critical disk mass,  $\approx 0.1 M_{\odot}$  (Rice et al., 2003; Mayer et al., 2007).
- The minimum disk mass that is required for the formation of wide-orbit companions is found to be  $\overline{M}_d^{c.f.} = 0.21 M_{\odot}$ , a factor of 3 greater than the minimum disk mass for gravitational fragmentation  $\overline{M}_d^{fr} = 0.07 M_{\odot}$ . The minimum disk radius that is required to produce wide-orbit companions is 370 AU, more than a factor of two greater than that required for disk fragmentation to occur.

The overall low probability of the fragment survival and the efficient migration/destruction mechanisms found in the present study both support the recently

<sup>3</sup> Numerical resolution deteriorates at large distances on our logarithmically spaced radial grid.

proposed disruption/downsizing hypothesis (Boley et al., 2010; Nayakshin, 2010). Our results are also in agreement with the recent study of Zhu et al. (2012), who studied numerically gravitational fragmentation in two-dimensional disks and found that only 3 out of 13 fragments escaped fast inward migration. In the present paper, we have ignored a possible motion of the central star due to a combined gravitational potential of the non-axisymmetric disk. Analytic studies suggest that the stellar wobbling may increase the strength of the odd spiral modes, and in particular that of the  $m = 1$  mode (e.g. Shu et al., 1990), which may increase the gravitational torque exerted on the fragments and make it even more difficult for the fragments to survive. On the other hand, focused numerical hydrodynamic simulations by Michael & Durisen (2010) found no evidence for the enhanced  $m = 1$  mode in a  $0.14 M_{\odot}$  disk around a solar-mass star. The effect of stellar wobbling in more massive disks, relevant for the present results, needs to be considered in a future study.

## 9. Acknowledgments

The author is thankful to the referee for useful comments which helped to improve the paper. The author also thanks Prof. Shantanu Basu for stimulating discussions. This work is supported by the RFBR grants 10-02-00278 and 11-02-92601. The simulations were performed on the Shared Hierarchical Academic Research Computing Network (SHARCNET), on the Atlantic Computational Excellence Network (ACEnet), and on the Vienna Scientific Cluster (VSC-2).

## References

- Andrews, S. M., Wilner, D. J., Hughes, A. M., Qi, C., Dullemond, C. P. 2009, *ApJ*, 700, 1502
- Baruteau, C., Meru, F., Paardekooper, S.-J. 2011, *MNRAS*, 416, 1971
- Basu S., 1997, *ApJ*, 485, 240
- Basu, S., Vorobyov, E. I. 2012, *ApJ*, 750, 30
- Bate, M. 2009, *MNRAS*, 392, 1368
- Béjar, V. J. S., Zapatero Osorio, M. R., Pérez-Garrido, A., Álvarez, C., Martín, E. L., Rebolo, R., Villó-Pérez, I., Díaz-Sánchez, A. 2008, *ApJL*, 673, 185
- Bell, K. R., Lin, D. N. C., 1994, *ApJ*, 427, 987
- Binney, J., & Tremaine, S. 1987, *Galactic Dynamics*, Princeton Univ. Press
- Boley, A. C., Hartquist, T. W., Durisen, R. H., and Michael, S. 2007, *ApJL*, 656, 89
- Boley, A. C. 2009, *ApJL*, 695, 53
- Boley, A. C., Hayfield, T., Mayer, L., Durisen, R. H. 2010, *Icarus*, 207, 509
- Boss, A. P. and Hartmann, L. W. 2001, *ApJ*, 562, 842
- Boss, A. P. 2003, *ApJ*, 599, 577
- Boss, A. P. 2011, *ApJ*, 731, 74
- Boss, A. P. 2012, *MNRAS*, 419, 1930
- Bowler, B. P., Liu, M. C., Kraus, A. L., Mann, A. W., Ireland, M. J. 2011, *ApJ*, 743, 148
- Cha, S.-H., Nayakshin, S. 2011, *MNRAS*, 415, 3319
- Clarke, C. J. 2009, *MNRAS*, 396, 1066
- Crida A, Morbidelli A, Masset F. 2006, *Icarus*, 181, 587
- D’Antona, F., & Mazitelli, I. 1997, *Memorie della Societa Astronomia Italiana*, 68, 807
- Dapp, W. B., & Basu, S. 2009, *MNRAS*, 395, 1092
- Dodson-Robinson, S. E., Veras, D., Ford, E. B., Beichman, C. A. 2009, *ApJ*, 707, 79
- Eisner, J. A., Hillenbrand, L. A., Carpenter, J. M., Wolf, S. 2005, *ApJ*, 635, 396
- Eisner, J. A., Plambeck, R. L., Carpenter, J. M., Corder, S. A., Qi, C., Wilner, D. 2008, *ApJ*, 683, 304
- Eisner, J. A. 2012, *ApJ*, 755, 23
- Enoch, M. L., Corder, S., Dunham, M. M., Duchêne, G. 2009, *ApJ*, 707, 103
- Gammie, C. F. 2001, *ApJ*, 553, 174
- Gladman, B. 1993, *Icarus*, 106, 247
- Haisch, K. E., Jr, Lada, E. A., Lada, C. J. 2001, *ApJ*, 553, L153
- Isella, A., Carpenter, J. M., Sargent, A. I. 2009, 701, 260
- Johnson, B. M., & Gammie C. F. 2003, *ApJ*, 597, 131
- Jorgensen, J. K., van Dishoeck, E. F., Visser, R., Bourke, T. L., Wilner, D. J., Lommen, D., Hogerheijde, M. R., Myers, P. C. 2009, *A&A*, 507, 861
- Kalas, P., et al. 2008, *Science*, 322, 1345
- Kley, W. Nelson, R. P. 2012, *ARA&A*, 50, 2011
- Kratter, K. M., Matzner, C. D., Krumholz, M. R., Klein, R. I. 2010, *ApJ*, 708, 1585
- Lafrenière, D., Jayawardhana, R., van Kerkwijk, M. H. 2010, *ApJ*, 719, 497
- Lin D. N. C., Papaloizou J. 1986, *ApJ*, 309, 846
- Machida, M. N., Inutsuka, S., Matsumoto, T. 2011, *ApJ*, 729, 42
- Mayer, L., Lufkin, G., Quinn, T., Wadsley, J. 2007, *ApJL*, 661, 77
- Marois, C., Macintosh, B., Barman, T., Zuckerman, B., et al. 2008, *Science*, 322, 1348
- Marois, C., Zuckerman, B., Konopacky, Q. M., Macintosh, B., Barman, T. 2010, *Nature*, 468, 1080
- Masunaga, H., & Inutsuka, S. 2000, *ApJ*, 531, 350
- Meru, F., Bate, M. R. 2011, *MNRAS*, 410, 559
- Meru, F., Bate, M. R. 2012, *arXiv:1209.1107*
- Michael, S., & Durisen, R. H. 2010, *MNRAS*, 406, 279
- Michael, S., Durisen, R. H., Boley, A. C. 2011, *ApJL*, 737, 42
- Nayakshin S., 2010, *MNRAS*, 408, L36
- Nayakshin, S., Cha, S.-H., & Bridges, J. C. 2011, *MNRAS*, 416, L50
- Nero, D., Bjorkman, J. E. 2009, *ApJ*, 702, L163
- Norman, M. L., Wilson, J. R., Barton, R. T. 1980, *ApJ*, 239, 968
- Palla, F., & Stahler, S. W. 1991, *ApJ*, 375, 288
- Pepliński A., Artymowicz P., Mellema G., 2008a, *MNRAS*, 386, 179
- Rafikov, R. R. 2005, *ApJ*, 621, 69
- Rice, W. K. M., Armitage, P. J., Bate, M. R., Bonnell, I. A. 2003, *MNRAS*, 339, 1025
- Rice, W. K. M., Mayo, J. N., Armitage, P. J. 2010, *MNRAS*, 402, 1740
- Scharf, C., Menou, K. 2009, *ApJL*, 693, 113
- Schmidt, T. O. B., Neuhäuser, R., Seifahrt, A., Vogt, N., Bedalov, A., Helling, Ch., Witte, S., Hauschildt, P. H. 2008, *A&A*, 491, 311
- Shu, F. H., Tremaine, S., Adams, F. C., Ruden, S. P. 1990, *ApJ*, 358, 495
- Stamatellos, D. Whitworth, A. P. 2009, *MNRAS*, 392, 413
- Stamatellos, D. Whitworth, A. P. 2009, *MNRAS*, 400, 1563
- Strom, K. M., Strom, S. E., Edwards, S., Cabrit, S., Skrutskie, M. F. 1989, *AJ*, 97, 1451
- Truelove, J. K. et al. 1999, *ApJ*, 495, 821
- Veras, D., Crepp, J. R., Ford, E. B. 2009, *ApJ*, 696, 1600
- Visser, R., Dullemond, C. P. 2010, *A&A*, 519, 28
- Vorobyov, E. I., Basu, S., 2006, *ApJ*, 650, 956
- Vorobyov, E. I., & Basu, S. 2009a, *MNRAS*, 393, 822
- Vorobyov, E. I., & Basu, S. 2009b, *ApJ*, 703, 922
- Vorobyov, E. I., & Basu, S. 2010a, *ApJ*, 719, 1896
- Vorobyov, E. I., & Basu, S. 2010b, *ApJL*, 714, 133
- Vorobyov, E. I. 2010, *ApJ*, 723, 1294
- Vorobyov, E. I. 2011a, *ApJL*, 728, 45
- Vorobyov, E. I. 2011b, *ApJ*, 729, 146
- Vorobyov, E. I. 2012, *Astron. Reports*, 56, 179
- Zhu, Z., Hartmann, L., Nelson, R. P., Gammie, C. F. 2012, *ApJ*, 746, 110