

## SECULAR ORBITAL EVOLUTION OF COMPACT PLANET SYSTEMS

KE ZHANG<sup>1</sup>, DOUGLAS P. HAMILTON<sup>1</sup>, AND SOKO MATSUMURA<sup>1,2</sup>

*Draft version October 30, 2018*

### ABSTRACT

Recent observations have shown that at least some close-in exoplanets maintain eccentric orbits despite tidal circularization timescales that are typically much shorter than stellar ages. We explore gravitational interactions with a more distant planetary companion as a possible cause of these unexpected non-zero eccentricities. For simplicity, we focus on the evolution of a planar two-planet system subject to slow eccentricity damping and provide an intuitive interpretation of the resulting long-term orbital evolution. We show that dissipation shifts the two normal eigenmode frequencies and eccentricity ratios of the standard secular theory slightly, and we confirm that each mode decays at its own rate. Tidal damping of the eccentricities drives orbits to transition relatively quickly between periods of pericenter circulation and libration, and the planetary system settles into a locked state in which the pericenters are nearly aligned or nearly anti-aligned.

Once in the locked state, the eccentricities of the two orbits decrease very slowly because of tides rather than at the much more rapid single-planet rate, and thus eccentric orbits, even for close-in planets, can often survive much longer than the age of the system. Assuming that an observed close-in planet on an elliptical orbit is apsidally-locked to a more distant, and perhaps unseen companion, we provide a constraint on the mass, semi-major axis, and eccentricity of the companion. We find that the observed two-planet system HAT-P-13 might be in just such an apsidally locked state, with parameters that obey our constraint reasonably well. We also survey close-in single planets, some with and some without an indication of an outer companion. None of the dozen systems that we investigate provides compelling evidence for unseen companions. Instead, we suspect that (1) orbits are in fact circular, (2) tidal damping rates are much slower than we have assumed, or (3) a recent event has excited these eccentricities. Our method should prove useful for interpreting the results of both current and future planet searches.

*Subject headings:* planetary systems - planets and satellites: dynamical evolution and stability - planets and satellites: general

### 1. INTRODUCTION

In the past decade, many mechanisms have been proposed to explain a wide range of eccentricities seen among exoplanets including planet-planet scattering, planet-disk interaction, mean-motion resonance passage, and Kozai resonances (see, e.g., a review by Namouni (2007) and references therein). All of these mechanisms can excite orbital eccentricities effectively. While the orbits of long-period planets could stay eccentric for billions of years, those of most close-in planets are likely to be circularized within stellar ages because of tidal interactions between the stars and the planets, except in some interesting special cases considered by Correia et al. (2012).

In Figure 1, we plot the eccentricities of all 222 known (as of 2012 February) close-in planets with orbital periods of less than 20 days. The average eccentricity for these planets ( $\sim 0.06$ ) is significantly smaller than that of all of the confirmed planets ( $\sim 0.18$ ), which indicates that the tidal interaction is an effective eccentricity damping mechanism and that circularization timescales are typically shorter than stellar ages (about 1-10 Gyr). Nevertheless, nearly half of these close-in planets have non-zero orbital eccentricities. Recent stud-

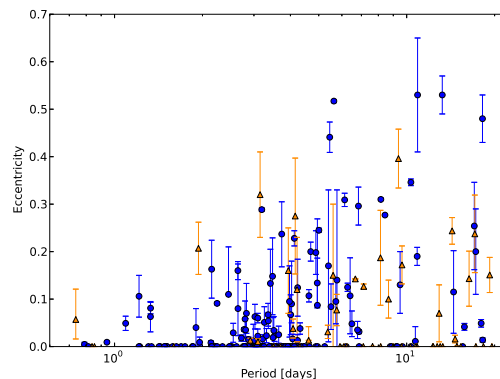


FIG. 1.— Eccentricities of close-in planets with orbital periods less than 20 days. The blue circles and orange triangles correspond to single- and multiple-planet systems, respectively. Error bars are plotted for both period and eccentricity. However, errors in period are not apparent because they are very small. Orbital data, courtesy of the Exoplanet Orbit Database (<http://exoplanets.org/>).

ies have shown, however, that the orbital fits tend to overestimate eccentricities (e.g., Shen & Turner 2008; Zakamska et al. 2011; Pont et al. 2011), so some measured eccentric orbits for close-in planets might in fact be circular. However, it is unlikely that all close-in planets have perfectly circular orbits and thus at least some of the non-zero eccentricities require a physical explanation. The main possibilities include (1) systems have only

Corresponding Authors: dphamil@umd.edu, soko@astro.umd.edu

<sup>1</sup>Department of Astronomy, University of Maryland, College Park, MD 20742, USA

<sup>2</sup>School of Engineering, Physics, and Mathematics, University of Dundee, Scotland DD1 4HN

recently attained their orbital configurations and eccentricities are damping quickly, (2) planetary tidal quality factors are much larger than those of the giant planets in our solar system and so eccentricities damp slowly, and (3) eccentricity excitation caused by an exterior planet slows the orbital circularization. In this paper, we explore the third option and investigate the gravitational interactions between a close-in planet and a more distant companion.

In systems with more than one planet, the most significant orbit-orbit interactions are often mean-motion resonances, which have been studied in detail for the satellite systems of the giant planets (see reviews by Greenberg 1977; Peale 1986). Resonances in extrasolar planetary systems have also received increased attention (e.g., Chiang 2003; Beaugé et al. 2003; Lee 2004; Ketchum et al. 2013; Batygin & Morbidelli 2013). Mean-motion resonance passages during planetary migration can be effective in exciting orbital eccentricities. These resonance passages can be divergent, in which case impulsive changes to the orbital elements result, or convergent, in which case trapping into resonance usually occurs (Hamilton 1994; Zhang & Hamilton 2007, 2008). Although resonance capture typically leads to excited eccentricities, we do not consider this process further here. Instead, we focus on the more prosaic secular interactions which are capable of maintaining orbital eccentricities for a greater variety of orbital configurations.

Secular perturbations have been studied for centuries in the context of the Solar System (see, e.g., Brouwer et al. 1950). With the discovery of extrasolar multi-planet systems (Butler et al. 1999), applications for secular theory have expanded rapidly (e.g., Wu & Goldreich 2002; Barnes & Greenberg 2006b; Adams & Laughlin 2006a; Mardling 2007; Batygin et al. 2009; Greenberg & Van Laerhoven 2011; Laskar et al. 2012). Wu & Goldreich (2002) were the first to use secular interactions to explain the non-zero eccentricity of a hot Jupiter. They showed that a close-in planet with a companion could sustain a substantial orbital eccentricity even though tidal damping was efficient. Zhang & Hamilton (2003) and Zhang (2007) confirmed the results of Wu & Goldreich (2002) and obtained most of the results contained in Section 2 of the present article. Mardling (2007) developed a detailed octopole-order secular theory to study orbital evolution of close-in planets with companions and also confirmed the results of Wu & Goldreich (2002). Laskar et al. (2012) pointed out the importance of precession due to tidal effects. If these well-studied secular interactions play an important role in delaying eccentricity damping, we might expect differences in the eccentricity distributions between single- and multiple-planet systems. There is no obvious difference between these two groups of planets, however, as can be seen in Figure 1. Perhaps future observations might reveal such a difference, but it is also plausible that many single close-in planets are actually accompanied by unobserved companions that help maintain their eccentricities against tidal dissipation.

In this paper, we revisit the problem of secular interactions with a distant companion in maintaining the eccentricities of close-in planets. Our goals are to develop an intuitive interpretation of the secular theory of a two-planet system and to test the model against observed

planetary systems. In the next section, we present a linear Laplace-Lagrange model for secular orbital evolution during tidal dissipation, starting with a review of secular orbital interactions in a stable non-dissipative system consisting of a star and two planets. We then add tidal dissipation of eccentricities, and solve the coupled system to investigate how eccentricity damping affects the apsidal state of the two orbits. We add the precession due to planetary and stellar tidal and rotational bulges as well as general relativity (GR) terms which can be significant for close-in planets. In Section 3, we apply this model to extrasolar planetary systems, illustrating how it might help to guide planet searches. Last, we discuss and summarize our work in Section 4.

## 2. MODEL

### 2.1. *Stable Non-dissipative Systems with Two Planets*

The secular solution of a stable non-dissipative 2-planet system is known as Laplace-Lagrange theory and is discussed in great detail in Murray & Dermott (1999). In this section, we will develop a graphical interpretation of the solution that will help us understand the more complicated systems studied later in this paper. After averaging the disturbing functions of each planet on the other,  $\mathcal{R}_j$ , over both planets' orbital periods, Lagrange's planetary equations can be linearized for small eccentricities and inclinations to (Murray & Dermott 1999, Section 7.1)

$$\begin{aligned} \dot{a}_j &= 0; \\ \dot{e}_j &= -\frac{1}{n_j a_j^2 e_j} \frac{\partial \mathcal{R}_j}{\partial \varpi_j}, \quad \dot{\varpi}_j = +\frac{1}{n_j a_j^2 e_j} \frac{\partial \mathcal{R}_j}{\partial e_j}; \\ \dot{I}_j &= -\frac{1}{n_j a_j^2 I_j} \frac{\partial \mathcal{R}_j}{\partial \Omega_j}, \quad \dot{\Omega}_j = +\frac{1}{n_j a_j^2 I_j} \frac{\partial \mathcal{R}_j}{\partial I_j}. \end{aligned} \quad (1)$$

Here,  $n_j$ ,  $a_j$ ,  $e_j$ ,  $I_j$ ,  $\Omega_j$ , and  $\varpi_j$  are the mean motion, semi-major axis, eccentricity, inclination, longitude of ascending node, and argument of the pericenter of the  $j^{\text{th}}$  planetary orbit, respectively.

Planetary semi-major axes remain constant and hence no long-term energy transfer between the orbits occurs because we have averaged a conservative perturbation force over each planet's orbital period. Note that because of our assumption of small eccentricities and inclinations, the evolution equations of  $(e_j, \varpi_j)$  and  $(I_j, \Omega_j)$  are completely decoupled and can be analyzed separately. In this paper, we neglect the inclination and node pair since they are less easily observable for extrasolar planets. Because the two sets of equations take the same form, however, our eccentricity results below can be easily applied to secular coupling of vertical motions.

The disturbing function  $\mathcal{R}$  is defined for a planet as the non-Keplerian potential at its location (Murray & Dermott 1999, Section 6). For two-planet systems without any external perturbations, it is simply the gravitational potential caused by the other planet. Here, we consider a simple planetary system consisting of a central star and two planets in co-planar orbits. In terms of osculating elements (see, e.g., Murray & Dermott 1999, Section 2.9) and to second order in small eccentricities, Murray & Dermott (1999) show that the orbit-averaged disturbing functions

are given by:

$$\mathcal{R}_1 = n_1 a_1^2 \sigma q \left[ \frac{1}{2} e_1^2 - \beta e_1 e_2 \cos(\varpi_1 - \varpi_2) \right], \quad (2)$$

$$\mathcal{R}_2 = n_2 a_2^2 \sigma \sqrt{\alpha} \left[ \frac{1}{2} e_2^2 - \beta e_1 e_2 \cos(\varpi_1 - \varpi_2) \right], \quad (3)$$

where the subscript “1” refers to the inner planet and “2” to the outer one. We define the mass ratio between the two planets  $q = m_2/m_1$ , and the semi-major ratio of the two orbits  $\alpha = a_1/a_2$ . The remaining parameters are defined as follows:

$$\beta = \frac{b_{3/2}^{(2)}(\alpha)}{b_{3/2}^{(1)}(\alpha)} \text{ and } \sigma = \frac{1}{4} n_1 \frac{m_1}{m_*} \alpha^2 b_{3/2}^{(1)}(\alpha),$$

where  $m_*$  is the stellar mass and  $b_{3/2}^{(1)}(\alpha)$  and  $b_{3/2}^{(2)}(\alpha)$  are two of the Laplace coefficients (Murray & Dermott 1999). The parameter  $\sigma$  has units of frequency, which we will soon see characterizes the secular precession rates. Both  $\beta$  and  $\sigma$  decrease with increasing planetary separation and, for small  $\alpha$ , the Laplace coefficients reduce to  $b_{3/2}^{(1)}(\alpha) \approx 3\alpha$  and  $b_{3/2}^{(2)}(\alpha) \approx 15\alpha^2/4$ .

Following Brouwer et al. (1950), we transform a  $(e_j, \varpi_j)$  pair into a complex Poincaré canonical variable  $h_j$  with the mapping:

$$h_j = e_j \exp(i\varpi_j), \quad (4)$$

where  $i = \sqrt{-1}$ . Substituting Equations (2) and (3) into Equation (1) and rewriting in terms of  $h_j$  yields a set of linear homogeneous ordinary differential equations similar to those for a double pendulum system:

$$\dot{h}_j = i \sum_{k=1}^2 A_{jk} h_k, \quad (5)$$

where the coefficient matrix

$$A = \sigma \begin{Bmatrix} q & -q\beta \\ -\sqrt{\alpha}\beta & \sqrt{\alpha} \end{Bmatrix}.$$

Two orthogonal special solutions of Equation. (5), or the secular eigenmodes of the system, are given by

$$\begin{pmatrix} \hat{h}_{1\pm} \\ \hat{h}_{2\pm} \end{pmatrix} = \begin{pmatrix} 1 \\ \eta_{\pm}^s \end{pmatrix} \exp(ig_{\pm}^s t),$$

where the eigen-frequencies  $g_{\pm}^s$  and eigenvector parameters  $\eta_{\pm}^s$  can be obtained from the matrix  $A$ :

$$g_{\pm}^s = \frac{\sigma}{2} \left[ q + \sqrt{\alpha} \mp \sqrt{(q - \sqrt{\alpha})^2 + 4q\sqrt{\alpha}\beta^2} \right], \quad (6)$$

$$\eta_{\pm}^s = \frac{q - \sqrt{\alpha} \pm \sqrt{(q - \sqrt{\alpha})^2 + 4q\sqrt{\alpha}\beta^2}}{2q\beta}. \quad (7)$$

We use the superscript “s” to indicate that those parameters are for a “static”, or non-dissipative, system. The eigenmode components  $\hat{h}_{1\pm}$  and  $\hat{h}_{2\pm}$  depend only on the fixed constants  $\alpha$  and  $q$  through Equations. (6) and (7), and not on the initial eccentricities and pericenter angles.

The physical meaning of the two modes can be elucidated by transforming the solution of  $h_j$  back to the

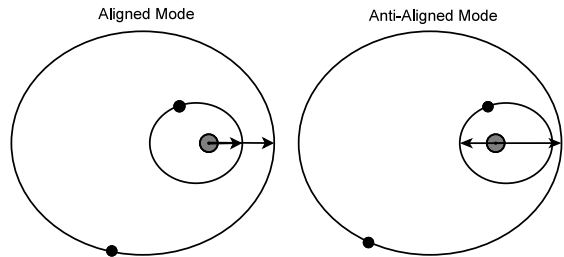


FIG. 2.— Aligned and anti-aligned secular modes. The planets (solid dots) follow nearly elliptical orbits about the central star. Arrows point from the star to orbital pericenters.

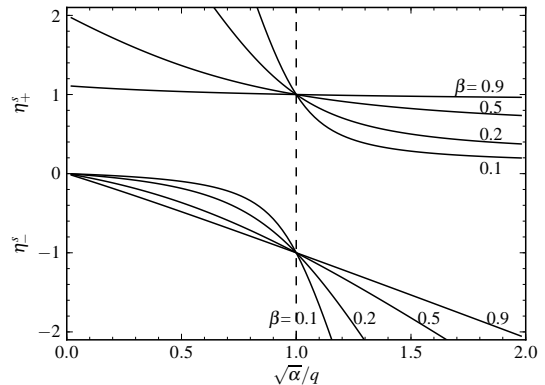


FIG. 3.— Eccentricity ratios vs.  $\sqrt{\alpha}/q$  in the pure secular modes as given by Equation (7). Different curves represent different  $\beta$  values. Along the dashed line  $q = \sqrt{\alpha}$  (or  $m_1^2 a_1 = m_2^2 a_2$ ) and orbits have  $e_1 = e_2$  in either mode.

orbital elements  $(e, \varpi)$  with Equation (4). If the system is fully in either the “+” or the “-” mode, we find the following:

$$\dot{\varpi}_{1\pm} = \dot{\varpi}_{2\pm} = g_{\pm}^s, \quad (8)$$

$$(e_2/e_1)_{\pm} = |\eta_{\pm}^s|, \quad (9)$$

$$\cos(\Delta\varpi_{\pm}) = \eta_{\pm}^s/|\eta_{\pm}^s|, \quad (10)$$

where  $\Delta\varpi = \varpi_2 - \varpi_1$  is the difference between the two pericenter angles. In either mode, the two orbits precess together at the rate  $g_{\pm}$  (Equation (8)), and their eccentricities keep a fixed ratio (Equation (9)). Furthermore, Equation (7) shows that  $\eta_+^s > 0$  while  $\eta_-^s < 0$ . Thus, Equation (10) states that the pericenters of the two orbits are always aligned in the “+” mode ( $\cos(\Delta\varpi) = 1$ ), and anti-aligned in the “-” mode ( $\cos(\Delta\varpi) = -1$ ). In an eigenmode, the system behaves as a rigid body with the shapes and relative orientation of the elliptical orbits remaining fixed (Figure 2). The frequency of the anti-aligned mode is faster ( $g_- > g_+$ ) because of closer approaches between the planetary orbits and thus stronger perturbations (Figure 2).

It is instructive to consider the small  $q$  limit which corresponds to a tiny outer mass. In this case, Equations (6) and (7) simplify to  $(g_+^s = \sigma q(1 - \beta^2), \eta_+^s = \beta)$  and  $(g_-^s = \sigma\sqrt{\alpha}, \eta_-^s = -\sqrt{\alpha}/q\beta)$ . For a true outer test particle  $q \rightarrow 0$  and only the first mode is possible. This aligned mode is stationary ( $g_+ = 0$ ) and, since  $\eta_+^s < 1$ , the planet’s eccentricity exceeds that of the test particle. Similarly, with an inner test particle only the aligned mode survives, it is stationary, and the massive planet again has the higher eccentricity.

Equation (9) gives the ratio between the eccentricities in a perfect secular eigenmode. In Figure 3, we plot  $\eta_{\pm}^s$  as a function of  $\sqrt{\alpha}/q$  for different  $\beta$  values. Although rare in real systems,  $q = \sqrt{\alpha}$  (or  $m_1^2 a_1 = m_2^2 a_2$ ) makes an interesting special case. When this condition is met, the planets have similar angular momenta and the inner and outer planet orbital precession rates (the diagonal terms of the matrix  $A$ ) are equal. In addition,  $\eta_{\pm}^s = \pm 1$  (Equation (7)), and therefore the inner and outer orbits have the same eccentricity (Equation (9)). When  $q > \sqrt{\alpha}$  ( $m_1^2 a_1 < m_2^2 a_2$ ), the inner planet precesses fastest, has a lower eccentricity in the aligned mode and a higher eccentricity in the anti-aligned mode. The opposite is true for  $q < \sqrt{\alpha}$ .

In general, a system is in a mixed state composed of a linear combination of the two modes:

$$h_j = e_+ \exp(i\varphi_+) \hat{h}_{j+} + e_- \exp(i\varphi_-) \hat{h}_{j-}. \quad (11)$$

Here the mode amplitudes  $e_{\pm}$  and phases  $\varphi_{\pm}$  are determined by the initial orbits. Plotting the solution Equation (11) on the complex plane yields a phase plot of  $e \cos \varpi$  versus  $e \sin \varpi$  as shown in Figure 4a. The  $\mathbf{e}_1$  and  $\mathbf{e}_2$  vectors in the plot represent  $(e, \varpi)$  pairs for the two orbits at a given time. The length of a vector is the instantaneous eccentricity, and its polar angle is the instantaneous longitude of pericenter. Each eccentricity vector is a vector sum of an aligned component ( $\mathbf{e}_+$  and  $\eta_+^s \mathbf{e}_+$  are parallel) and an anti-aligned component ( $\mathbf{e}_-$  and  $\eta_-^s \mathbf{e}_-$  are antiparallel). The lengths of all of these vectors are determined by initial conditions. In a pure aligned eigenmode,  $e_- = |\mathbf{e}_-| = 0$  and the  $\mathbf{e}_1$  and  $\mathbf{e}_2$  vectors are parallel. As time progresses, these eccentricity vectors rotate together at rate  $g_+^s$  while maintaining their lengths. This solution corresponds to the aligned orbits in Figure 2. For the anti-aligned eigenmode,  $e_+ = |\mathbf{e}_+| = 0$  so that  $\mathbf{e}_1$  and  $\mathbf{e}_2$  are anti-parallel and rotate together at rate  $g_-^s$ . This state is depicted by the pair of anti-aligned orbits in Figure 2. In the most general system, both motions occur simultaneously: the parallel eccentricity vectors ( $\mathbf{e}_+$  and  $\eta_+^s \mathbf{e}_+$ ) rotate at rate  $g_+^s$ , while the anti-parallel vectors ( $\mathbf{e}_-$  and  $\eta_-^s \mathbf{e}_-$ ) rotate at rate  $g_-^s$ . The resulting lengths of the eccentricities  $\mathbf{e}_1$  and  $\mathbf{e}_2$ , thus vary periodically as illustrated in Figure 4b. The maximum value of  $e_1$  occurs when  $\mathbf{e}_+$  is parallel to  $\mathbf{e}_-$ . At the same time, however,  $\eta_+^s \mathbf{e}_+$  and  $\eta_-^s \mathbf{e}_-$  are anti-parallel to each other, leading to a minimum value for  $e_2$ . The simultaneous maximum for  $e_1$  and minimum for  $e_2$  seen in Figure 4b is a general result guaranteed by angular momentum conservation. The two eccentricities, in mathematical form are as follows:

$$e_1 = \sqrt{e_+^2 + e_-^2 + 2e_+e_- \cos(g_-^s - g_+^s)t},$$

$$e_2 = \sqrt{(e_+\eta_+^s)^2 + (e_-\eta_-^s)^2 + 2e_+e_-\eta_+^s\eta_-^s \cos(g_-^s - g_+^s)t}$$

(Murray & Dermott 1999). Both eccentricities oscillate at the same frequency ( $g_-^s - g_+^s$ ) as shown in Figure 4b.

## 2.2. Secular Modes with Eccentricity Damping

Since a planet close to its host star experiences a drag force caused by planetary tides raised by the star, we seek a way to include tides into the mathematical formalism of the previous section. For small eccentricities for which

the secular solution Equation (11) is valid, tidal changes in  $a$  are usually negligible compared with the damping in  $e$  (Goldreich 1963). Since the damping timescales for close-in planets (in the order of  $10^8$  yr) are much longer than the secular timescales (typically  $\sim 10^3$  yr), we treat the damping effect as a small perturbation to the secular solution.

Stars and planets raise tides on each other, which, in turn, perturb the planet's orbit. For very close-in planets, the combination of stellar tides raised by the planet and planetary tides raised by the star typically act to decrease the planet's orbital period and eccentricity. Tidal dissipation in the star usually leads to orbital decay and circularization on a timescale much longer than the age of most planetary systems, while that tides in the planet can damp its orbital eccentricity rather quickly (e.g., Goldreich 1963; Burns 1977; Rasio et al. 1996). Thus, we assume that the orbital circularization is largely dominated by planetary tides, and approximate the eccentricity damping rate as follows (e.g., Murray & Dermott 1999):

$$\lambda = -\frac{\dot{e}}{e} = \frac{63}{4} \frac{1}{Q'_p} \frac{m_*}{m_p} \left(\frac{R_p}{a}\right)^5 n, \quad (12)$$

where  $Q'_p \equiv 1.5Q_p/k_2$  is the modified tidal quality factor,  $Q_p$  is the tidal quality factor, and  $k_2$  is the Love number of degree 2.

The addition of the constant tidal damping (Equation (12)) adds an extra term to the eccentricity equation in Equation (1), which now reads as follows:

$$\dot{e}_j = -\frac{1}{n_j a_j^2 e_j} \frac{\partial \mathcal{R}_j}{\partial \varpi_j} - \lambda_j e_j,$$

with  $\lambda_j$  being the eccentricity damping rate. The coefficient matrix of Equation (5) is now the following:

$$A = \sigma \begin{Bmatrix} q + i\xi_1 & -q\beta \\ -\sqrt{\alpha}\beta & \sqrt{\alpha} + i\xi_2 \end{Bmatrix}, \quad (13)$$

where the dimensionless  $\xi_j = \lambda_j/\sigma \ll 1$  parameterizes the damping strength.

Eccentricity damping causes the eigen-frequencies of matrix  $A$  to have both real and imaginary parts. As in other dynamical systems, the real parts ( $g_{\pm}$ ) of the eigen-frequencies still represent the precession rates of the secular modes, while the imaginary parts ( $\gamma_{\pm}$ ) indicate that the amplitudes of the modes change over time. This becomes clearer if we rewrite the two orthogonal special solutions of the system as follows:

$$\begin{pmatrix} \hat{h}_{1\pm} \\ \hat{h}_{2\pm} \end{pmatrix} = \begin{pmatrix} 1 \\ \eta_{\pm} \end{pmatrix} \exp(-\gamma_{\pm}t) \exp(ig_{\pm}t), \quad (14)$$

where  $\eta_{\pm}$  is the new eccentricity ratio for each mode.

For  $\xi_j \ll 1$ , we solve the new matrix for the complex frequencies and find the following:

$$g_{\pm} = g_{\pm}^s \pm \frac{q\sqrt{\alpha}\beta^2}{[(q - \sqrt{\alpha})^2 + 4q\sqrt{\alpha}\beta^2]^{3/2}} \sigma (\xi_1 - \xi_2)^2, \quad (15)$$

$$\gamma_{\pm} = \frac{1}{2} \left[ \lambda_1 + \lambda_2 \pm \frac{\sqrt{\alpha} - q}{\sqrt{(q - \sqrt{\alpha})^2 + 4q\sqrt{\alpha}\beta^2}} (\lambda_1 - \lambda_2) \right] \quad (16)$$

Eccentricity damping increases the precession rate of

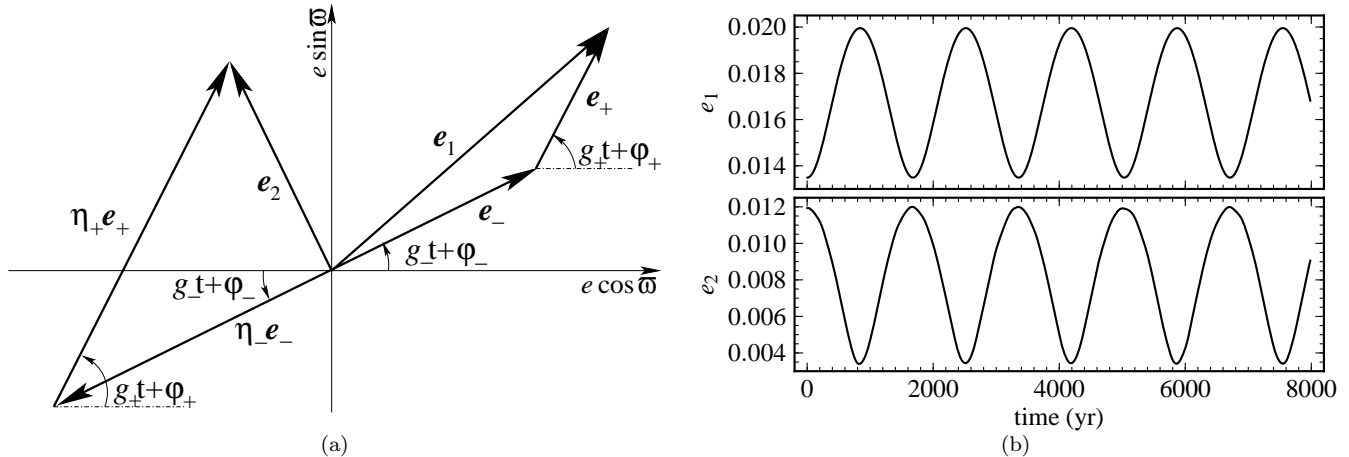


FIG. 4.— General solution for a two-planet system. (a) The solution (Equation (11)) on a phase plot. The arrows represent the eccentricity vector  $e \exp(i\omega)$ . The total eccentricity of each orbit ( $e_1$  or  $e_2$ ) is the magnitude of the vector sum of aligned (+) and anti-aligned (-) components. The two aligned components,  $e_+$  and  $\eta_+^s e_+$ , rotate (precess) at rate  $g_+^s$ , while the two anti-aligned components ( $e_-$  and  $\eta_-^s e_-$ ) rotate at rate  $g_-^s$ . (b) Secular evolution of orbital eccentricities from an N-body simulation. Plot shows the eccentricities of two planetary orbits in a computer-simulated system consisting of a 1 Solar-mass star, a 1 Jupiter-mass hot-Jupiter at 0.05 AU, and a 0.8 Jupiter-mass companion at 0.2 AU. The simulation shows an oscillation period of  $\sim 1673$  yr, in good agreement with the prediction of the secular model:  $2\pi/(g_- - g_+) = 1670$  yr.

the aligned mode and decreases that of the anti-aligned mode, but only by an extremely small amount (of order  $\xi_j^2$ ). These tiny frequency changes were neglected by Laskar et al. (2012), but otherwise our damping rates are in perfect agreement. The tiny frequency changes are due to the slightly different orbital configurations in the secular modes as we shall describe below. The new eigen-vectors of the matrix  $A$  are as follows:

$$\eta_{\pm} = \eta_{\pm}^s \left[ 1 \pm i \frac{\xi_1 - \xi_2}{\sqrt{(q - \sqrt{\alpha})^2 + 4q\sqrt{\alpha}\beta^2}} \right], \quad (17)$$

where we have neglected terms of second- and higher-order power of  $\xi_j$ .

In general, the  $\eta_{\pm}$ 's are complex with small imaginary components. If we ignore the imaginary parts for the moment, then  $\eta_{\pm}$  are real and Equation (14) shows that the pericenter angles of the two orbits are the same (positive  $\eta_+$ , aligned mode) or  $180^\circ$  apart (negative  $\eta_-$ , anti-aligned mode). For complex  $\eta_{\pm}$ , however, the two orbits are not exactly aligned or anti-aligned any longer. Instead,  $\Delta\varpi_{\pm}$  shifts from  $0^\circ$  and  $180^\circ$  by a small angle

$$\epsilon = \tan^{-1} \left( \frac{\xi_1 - \xi_2}{\sqrt{(q - \sqrt{\alpha})^2 + 4q\sqrt{\alpha}\beta^2}} \right) \approx \frac{\xi_1 - \xi_2}{\sqrt{(q - \sqrt{\alpha})^2 + 4q\sqrt{\alpha}\beta^2}}.$$

In the “aligned” mode, the new pericenter difference is  $\Delta\varpi_+ = \epsilon$  so that the inner exoplanet’s pericenter slightly lags that of the outer exoplanet. The lag is maximized for  $q = \sqrt{\alpha}$ , the case with equal eccentricities and equal precession rates for the two planets. Because of this misalignment, the minimum distance between the two orbits is slightly less than that in the undamped case (see Figure 2). This causes the average interaction between the two orbits to be stronger, leading to an increase of the precession frequency as indicated by Equation (15). Similarly,  $\Delta\varpi_- = 180^\circ - \epsilon$  in the “anti-aligned” mode; the slight rotation results in a weaker average interaction and a slightly slower mode-precession rate. The deviation angle  $\epsilon$  is tiny, and the eccentricity ratios in the two modes,

$|\eta_{\pm}|$ , are nearly the same as  $|\eta_{\pm}^s|$ . Thus, we continue to use “aligned” and “anti-aligned” to refer to the two modes. Nevertheless, the small deviation angle is physically important because it is what enables monotonic damping of the outer planet’s eccentricity.

In addition to the slight mis-alignment, each mode amplitude also damps at the rate given by Equation (16). If only planetary tides contribute to eccentricity damping, Equation (12) shows that the damping rate decreases rapidly with the planet’s semi-major axis ( $\lambda \propto a^{-6.5}$ ). In the absence of secular interactions between the planets, the outer orbit is hardly affected. With this interaction, however, the damping applied to the eccentricity of the inner orbit is partially transmitted to the outer planet, causing a decrease of its eccentricity as well. The damping rates of the two modes are different, unless  $q = \sqrt{\alpha}$ . An interesting result from Equation (16) is that the sum of the two mode-damping rates is equal to the sum of the two individual eccentricity damping rates:

$$\gamma_+ + \gamma_- = \lambda_1 + \lambda_2.$$

The physical interpretation of this expression is that secular interactions between the planets simply act to redistribute where the damping occurs.

In Figure 5, we compare our analytical results with numerical integration of both the secular equations and the direct N-body equations, with an artificial eccentricity damping added only to the inner planet in all cases. The eccentricity evolution curves of the inner planet are plotted for two different cases, and e-folding rates are measured and labeled for all curves. Figure 5a illustrates a system with  $q > \sqrt{\alpha}$ . The top panel shows results from secular equations, and the bottom panel shows the corresponding N-body simulations. Each panel plots three curves: (1) the single planet case, in which the eccentricity of the inner planet damps at rate  $\lambda_1$ , (2) a two-planet aligned mode with damping rate  $\gamma_+$ , and (3) a two-planet anti-aligned mode (damping rate  $\gamma_-$ ). For  $q > \sqrt{\alpha}$ , Figure 5a, eccentricities damp much faster in the anti-aligned mode than in the aligned mode, as pre-

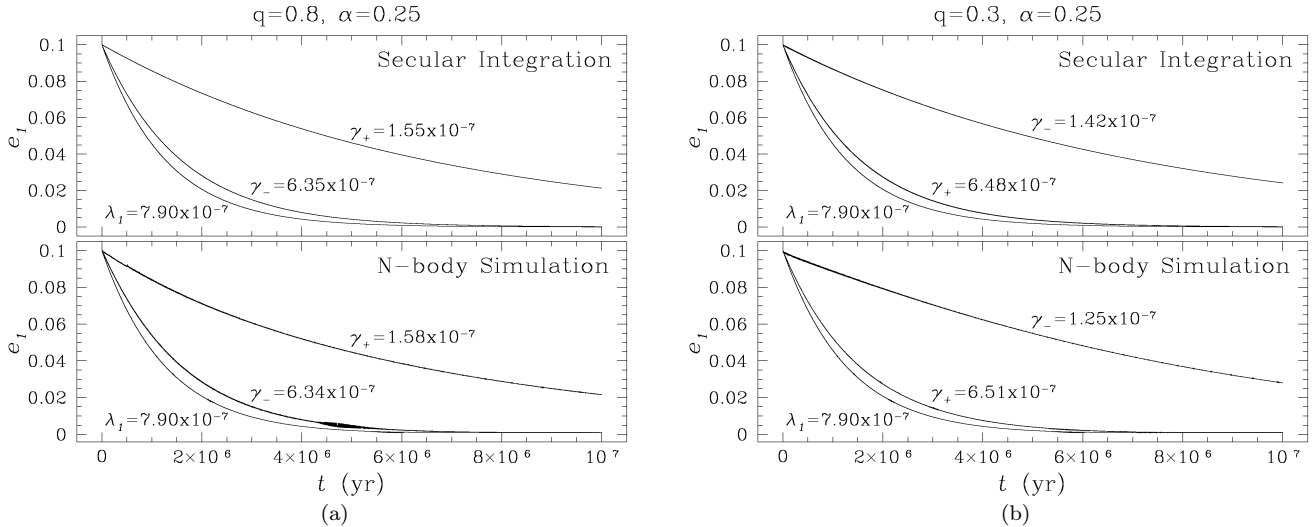


FIG. 5.— Eccentricity damping of systems in different secular modes found by integration of the secular equations (top panels) and direct N-body simulations (bottom panels). The plots show the eccentricity evolution of a hot-Jupiter (1 Jupiter-mass planet at 0.05 AU from a 1 solar-mass star) with a companion;  $\gamma_+$  and  $\gamma_-$  represent the mode damping rates, which are e-folding times measured directly from the curves. Also plotted is a single hot-Jupiter subject to an artificial eccentricity damping with a rate  $\lambda_1 = 7.90 \times 10^{-7} \text{ yr}^{-1}$ . (a) A 0.8 Jupiter-mass companion is located at 0.2 AU ( $q > \sqrt{\alpha}$ ), with predicted mode damping rates  $\gamma_+ = 1.5499 \times 10^{-7} \text{ yr}^{-1}$ ,  $\gamma_- = 6.3501 \times 10^{-7} \text{ yr}^{-1}$  (Equation (16)). (b) A 0.3 Jupiter-mass companion is located at 0.2 AU ( $q < \sqrt{\alpha}$ ), with predicted  $\gamma_+ = 6.4779 \times 10^{-7} \text{ yr}^{-1}$  and  $\gamma_- = 1.4221 \times 10^{-7} \text{ yr}^{-1}$ .

dicted by Equation (16). A comparison between the top and bottom panel shows close agreement (within 2%) between full-scale N-body simulation and integration of the approximate secular equations. Damping rates predicted by Equation (16) match the observed secular decay rates almost perfectly. Figure 5b shows a system with  $q < \sqrt{\alpha}$ , for which the aligned mode damps faster than the anti-aligned mode. The faster damping rate of the aligned mode in the N-body simulation is within 0.5% of the prediction, but that of the slow anti-aligned mode, however, is  $\sim 15\%$  off. This discrepancy might be the result of unmodeled tidal perturbations to the inner body’s semi-major axis. The smaller  $m_2$  of Figure 5b weakens the secular interaction, thereby emphasizing these tidal effects.

The different damping rates for the two modes are particularly interesting, especially for well-separated nearly-decoupled orbits for which  $\alpha$  and  $\beta$  are small. In this case, the  $4q\sqrt{\alpha}\beta^2$  term under the square root of Equation (16) is much smaller than the other term. As a result, if the eccentricity damping on one orbit is much faster than on the other ( $\lambda_1 \gg \lambda_2$ ), as in the case of tides, one mode damps rapidly at nearly the single-planet tidal rate  $\lambda_1$ . The system evolves quickly into a single mode which decays substantially more slowly.

Because of the different damping rates for the two modes, a system will evolve into a single mode even if it starts in a mixed state. Figure 6 shows the eccentricity and apsidal angle evolution of the systems depicted in Figure 5, but with initial conditions that lead to mixed states. Figure 6a shows the case of  $q > \sqrt{\alpha}$ . Before 4 Myr, the system is in a mixed state, so both eccentricities, as well as their ratio, oscillate (cf. Figure 4). As the short-lived anti-aligned mode damps away, the orbits begin to librate around  $\Delta\varpi \approx 0^\circ$ , the two eccentricities oscillate less and less, and in the end, the eccentricity ratio settles to the aligned mode ratio  $|\eta_+|$  predicted by

Equation (17). Figure 6b shows the corresponding plots for  $q < \sqrt{\alpha}$ . The orbital elements undergo similar evolution, except that the aligned mode damps quickly and the system ends up in the anti-aligned mode.

### 2.3. Apical Circulation and Libration

In Figure 6, the apsidal motion of the two orbits changes from libration of  $\Delta\varpi$  about  $0^\circ$  or  $180^\circ$  to circulation of  $\Delta\varpi$  through a full  $360^\circ$ , and to libration again during the eccentricity damping. In order to understand what determines the apsidal state of the orbits, we plot the aligned and anti-aligned components of the eccentricities for Figure 6a in the top two panels of Figure 7. Recall that the total eccentricities of the orbits at any time can be obtained from the components as illustrated in Figure 4. The lower panels in the figure show the phase diagrams of both orbits ( $e \cos(\Delta\varpi)$  versus  $e \sin(\Delta\varpi)$ ) at five different times indicated in the top two panels. The two orbits move along the phase curves, which themselves change slowly over time. Two critical instants, labeled  $s_-$  and  $s_+$ , are circulation-libration separatrixes, which represent the transitions of the apsidal state from anti-aligned libration to circulation ( $s_-$ ), and from circulation to aligned libration ( $s_+$ ). These two points divide the evolution curves into three regions.

In region I ( $t < 10^6 \text{ yr}$ ), the anti-aligned components are stronger than the aligned ones for both orbits ( $e_- > e_+$  and  $|\eta_-^s|e_- > \eta_+^s e_+$ ). In the phase plots, both the  $e_1$  and the  $e_2$  curves are closed and stay on the left side of the vertical  $e \sin(\Delta\varpi)$  axis, indicating the libration of  $\Delta\varpi$  about  $180^\circ$ . With the decrease in the amplitudes of all components, especially the faster damping of the anti-aligned ones, the curves move closer toward the origin, resulting in an increased libration width of  $\Delta\varpi$ .

The anti-aligned separatrix  $s_-$  crossing occurs at  $t = 10^6 \text{ yr}$ , when the two components for the outer orbit are equal ( $|\eta_-^s|e_- = \eta_+^s e_+$ ) and  $e_2$  might drop to zero,

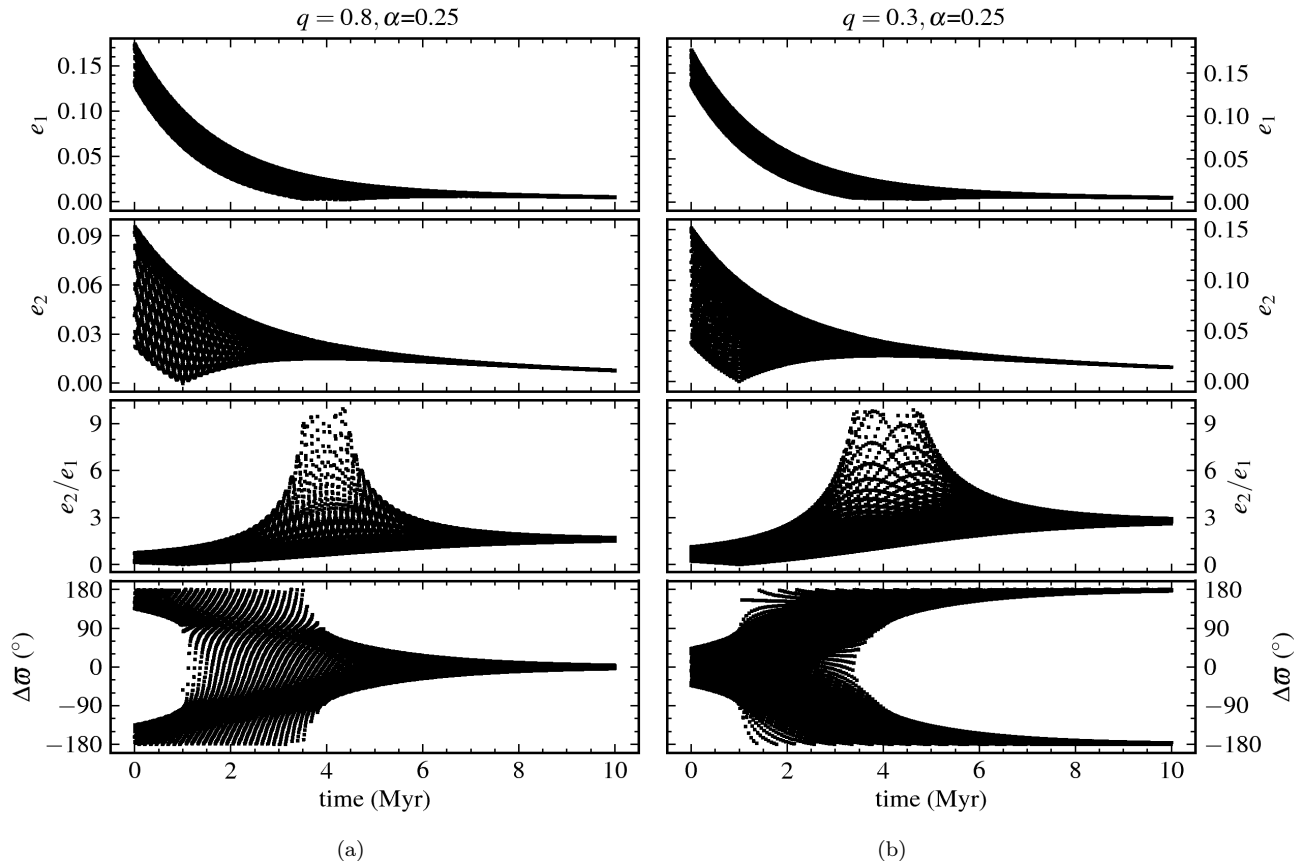


FIG. 6.— Secular evolution of the same systems shown in Figure 5, but with different initial conditions so that the systems begin in mixed states. (a) For  $q > \sqrt{\alpha}$ , the anti-aligned mode damps quickly at rate  $\gamma_-$  from Figure 5a, and the system evolves to the aligned mode ( $\Delta\varpi \approx 0^\circ$ ). (b) For  $q < \sqrt{\alpha}$ , the aligned mode damps more rapidly and the system evolves to the anti-aligned mode ( $\Delta\varpi \approx 180^\circ$ ).

resulting in a phase curve for the orbit that is tangent to the vertical axis at the origin ( $s_-$  curve on the inner phase plot of Figure 7). The phase curve for  $e_1$  at  $s_-$  is a half-oval whose straight edge includes the origin. Accordingly, when  $e_2$  drops to zero,  $\Delta\varpi$  jumps from  $90^\circ$  to  $-90^\circ$  for the largest possible full libration amplitude of  $180^\circ$ .

As the system moves past  $s_-$ , the phase curves for both orbits enclose the origin and circulation results. The circulation region (II) is located between the two separatrices (i.e., when  $10^6 \text{ yr} < t < 3.95 \times 10^6 \text{ yr}$ ), where the anti-aligned component of the inner orbit is stronger than the aligned one ( $e_- > e_+$ ), while it is weaker for the outer orbit ( $|\eta_-^s|e_- < \eta_+^s e_+$ ). With the continuous fast damping of the anti-aligned mode, the system crosses the aligned separatrix  $s_+$  at  $t = 3.95 \times 10^6 \text{ yr}$ , when the two components for the inner orbit are equal ( $e_- = e_+$ ). The two separatrices occur at those times when each phase curve in Figure 7 touches the origin.

After  $s_+$ , both phase curves are to the right of the vertical axis, indicating libration about the aligned mode (region III). The two anti-aligned components are both significantly damped and the system now has both  $e_- < e_+$  and  $|\eta_-^s|e_- < \eta_+^s e_+$ .

The geometry of the orbits can also be illustrated with a component diagram similar to Figure 4, but in a frame rotating at the same rate as the anti-aligned mode (Figure 8). In this rotating frame, the aligned component vectors always rotate clockwise because their precessions are slower than those of the anti-aligned ones. Evolution

in these coordinates can be visualized as circles whose radii and horizontal distances from the origin shrink at the different rates  $\gamma_+$  and  $\gamma_-$ . Since the anti-aligned components initially dominate the aligned ones (region I), the  $e_1$  vector stays on the right side of the vertical axis, and the  $e_2$  vector on the left side in Figure 8. When the aligned components are parallel to the vertical axis, the angle between  $e_1$  and  $e_2$ ,  $|\Delta\varpi| > 90^\circ$ , is at minimum; thus the orbits librate about  $\Delta\varpi = 180^\circ$  (anti-aligned libration). When the  $e_2$  circle moves to enclose the origin and the  $e_1$  circle is still confined in the first and fourth quadrants, the system reaches circulation region II. This geometry enables  $\Delta\varpi$  to cycle through a full  $360^\circ$  (Figure 8). Last, when the anti-aligned components are sufficiently damped and both circles contain the origin, the system goes to aligned mode libration (region III). Now the maximum value of  $\Delta\varpi < 90^\circ$  occurs when the two aligned components are parallel to the vertical axis, and the orbits librate about  $\Delta\varpi = 0^\circ$ .

Figure 9 shows the case of Figure 6b, where the two aligned components are initially stronger and the system starts in the aligned libration region III. The two orbits evolve to cross the aligned separatrix  $s_+$  into the circulation region II, and then pass the anti-aligned separatrix  $s_-$  to reach the final anti-aligned libration region I. The equivalent of Figure 8 for this system would show two circles that initially encompass the origin; here the radii of the circles would shrink faster than the distances of their centers from the origin.

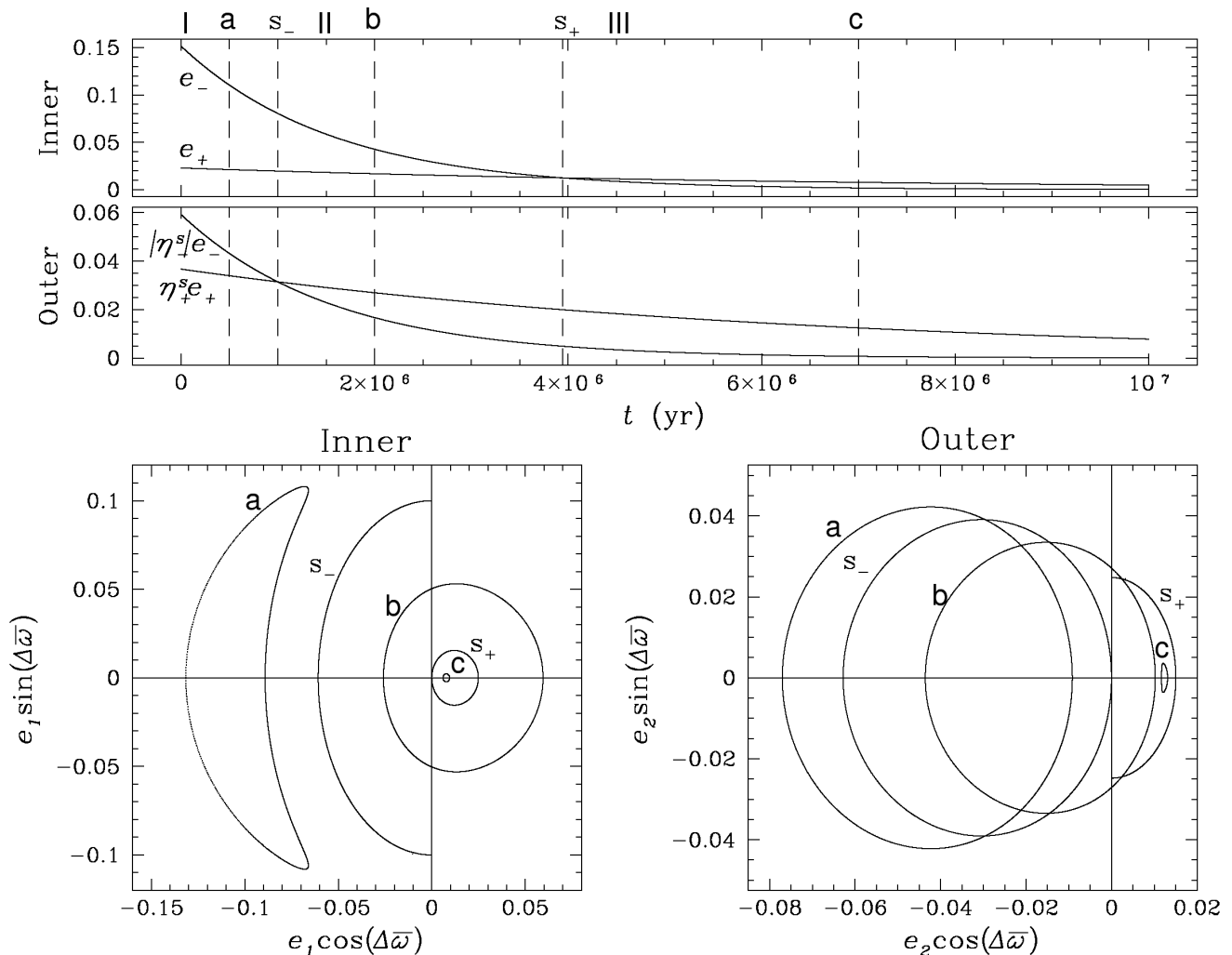


FIG. 7.— Evolution of the apsidal states during eccentricity damping. The top two panels show the time evolution of the eccentricity components for the system in Figure 6(a) for which  $m_1^2 a_1 < m_2^2 a_2$  and the anti-aligned mode damps fastest. The inner orbit has an aligned component  $e_+$  and an anti-aligned one  $e_-$ , while  $\eta_+^s e_+$  and  $|\eta_-^s| e_-$  are the components for the outer orbit. Two circulation-libration separatrices ( $s_-$  and  $s_+$ ) divide the evolution curves into three parts: anti-aligned libration (region I), circulation (region II), and aligned libration (region III). The bottom panels show phase diagrams of the inner and outer orbits on the complex  $e \exp(i\Delta\bar{\omega})$  plane at the corresponding points indicated in the top panels. The shape of the phase curves depends on the relative strength of the two components for each orbit. Banana shapes result from the large difference between the two components:  $e_- \ll e_+$  at (a) and  $|\eta_-^s| e_- \ll \eta_+^s e_+$  at (c).

In conclusion, the apsidal state of a two-planet secular system depends on the sign of the simple product:

$$P = (e_+ - e_-)(\eta_+^s e_+ + \eta_-^s e_-).$$

Libration occurs when the same mode components are stronger for both orbits ( $P > 0$ ), and circulation occurs when one mode is stronger for the inner orbit, but weaker for the outer one ( $P < 0$ ). This result is in full agreement with a slightly more complicated formula given by Barnes & Greenberg (2006b).

Eccentricity damping is effective in changing the apsidal state of the orbits because the two modes damp at different rates. Eccentricity excitation is equally capable of moving the two orbits across libration-circulation separatrices. This can be easily visualized by running the plots in Figures 7 and 9 backward in time. For systems with  $m_1^2 a_1 < m_2^2 a_2$  (see Figure 7), eccentricity excitation would eventually bring the orbits into anti-aligned libration

(region I), while eccentricity damping brings them into aligned libration (region III). The opposite is true for systems with  $m_1^2 a_1 > m_2^2 a_2$  (Figure 9). All mechanisms that change eccentricities slowly cause planetary systems to move toward apsidal libration.

#### 2.4. Additional Apsidal Precessions

In Sections 2.2 and 2.3, we have considered tides as an orbital circularization mechanism. Tides, however, also cause apsidal precession (see, e.g., Ragozzine & Wolf 2009):

$$\dot{\omega}^{T,p} = \frac{15}{2} k_{2p} \left( \frac{R}{a} \right)^5 \frac{m_*}{m} n,$$

$$\dot{\omega}^{T,*} = \frac{15}{2} k_{2*} \left( \frac{R_*}{a} \right)^5 \frac{m}{m_*} n.$$



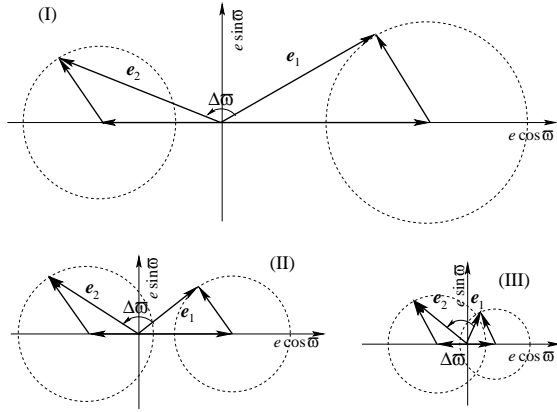


FIG. 8.— Eccentricity component diagrams for different regions in Figure 7. These diagrams are similar to Figure 4, but now shown in a frame rotating at the same rate as the anti-aligned mode so that the horizontal vectors are  $\mathbf{e}_-$  and  $\eta_- \mathbf{e}_-$ . Here, the anti-aligned mode damps faster than the aligned mode ( $\gamma_- > \gamma_+$ ) so that the circles move horizontally toward the origin faster than their radii shrink. The system starts with  $\Delta\varpi \approx 0^\circ$  in region I and evolves to  $\Delta\varpi \approx 180^\circ$  in region III.

Here,  $\dot{\varpi}^{T,p}$  and  $\dot{\varpi}^{T,*}$  are the tidal precession rates due to planetary and stellar tides, respectively;  $k_{2p}$  is the Love number of the planet; and  $k_{2*}$  is that of the star. These expressions assume that tidal bulges are directly underneath the distant body (non-dissipative tides) but could be adjusted to account for slight angular offsets in the tidal bulges (dissipative tides).

For close-in exoplanets, orbital precession caused by GR effects is also important. To lowest order in eccentricity, the precession rate (e.g., Danby 1988) is the following:

$$\dot{\varpi}^{GR} = \frac{3a^2 n^3}{c^2},$$

where  $c$  is the speed of light.

In addition, the rotational bulges raised on the planet and its star also lead to orbital precession, with respective rates (Ragozzine & Wolf 2009):

$$\dot{\varpi}^{R,p} = \frac{k_{2p}}{2} \left(\frac{R}{a}\right)^5 \frac{m_* \Omega^2}{m n^2} n,$$

$$\dot{\varpi}^{R,*} = \frac{k_{2*}}{2} \left(\frac{R_*}{a}\right)^5 \frac{\Omega_*^2}{n^2} n.$$

Here,  $\Omega$  and  $\Omega_*$  are the spin rates of the planet and the star, respectively.

To account for these additional orbital precessions, we define a dimensionless quantity:

$$\kappa = \frac{\dot{\varpi}_1^{T,p} + \dot{\varpi}_1^{GR} + \dot{\varpi}_1^{R,p} + \dot{\varpi}_1^{T,*} + \dot{\varpi}_1^{R,*}}{\sigma},$$

which is the ratio of the sum of all additional precessions to the characteristic secular precession. These additional precessions add extra terms to Equation (1), which now reads as follows:

$$\dot{\varpi}_j = + \frac{1}{n_j a_j^2 e_j} \frac{\partial \mathcal{R}_j}{\partial e_j} + \kappa \sigma.$$

Since  $\kappa$  is independent of  $e$  for small eccentricities, the extra terms do not change the form of Equation (5), and so all discussion of the general secular modes still holds. In

particular, the system still has aligned and anti-aligned modes and the two modes damp separately. The mode frequencies, damping rates, and eccentricity ratios, however, need to be revised. Now the diagonal terms of the coefficient matrix  $A_{jk}$  should be adjusted to the following:

$$A = \sigma \left\{ \begin{array}{cc} q + \kappa + i\xi_1 & -q\beta \\ -\sqrt{\alpha}\beta & \sqrt{\alpha}(1 + \alpha^2\kappa) + i\xi_2 \end{array} \right\},$$

which gives the new mode frequencies and eccentricity ratios:

$$g_{\pm}^s = \frac{1}{2} \sigma \left\{ (q + \kappa) + \sqrt{\alpha}(1 + \alpha^2\kappa) \mp \sqrt{[q + \kappa - \sqrt{\alpha}(1 + \alpha^2\kappa)]^2 + 4q\sqrt{\alpha}\beta^2} \right\},$$

$$\eta_{\pm}^s = \frac{q + \kappa - \sqrt{\alpha}(1 + \alpha^2\kappa) \pm \sqrt{[q + \kappa - \sqrt{\alpha}(1 + \alpha^2\kappa)]^2 + 4q\sqrt{\alpha}\beta^2}}{2q\beta}, \quad (19)$$

$$g_{\pm} = g_{\pm}^s \pm \frac{q\sqrt{\alpha}\beta^2}{\{[q + \kappa - \sqrt{\alpha}(1 + \alpha^2\kappa)]^2 + 4q\sqrt{\alpha}\beta^2\}^{3/2}} \sigma (\xi_1 - \xi_2)^2, \quad (20)$$

$$\gamma_{\pm} = \frac{1}{2} \left[ \lambda_1 + \lambda_2 \pm \frac{\sqrt{\alpha}(1 + \alpha^2\kappa) - (q + \kappa)}{\sqrt{[q + \kappa - \sqrt{\alpha}(1 + \alpha^2\kappa)]^2 + 4q\sqrt{\alpha}\beta^2}} (\lambda_1 - \lambda_2) \right], \quad (21)$$

$$\eta_{\pm} = \eta_{\pm}^s \left\{ 1 \pm i \frac{\xi_1 - \xi_2}{\sqrt{[q + \kappa - \sqrt{\alpha}(1 + \alpha^2\kappa)]^2 + 4q\sqrt{\alpha}\beta^2}} \right\}. \quad (22)$$

Note that these equations can be obtained from Equations (6), (7), (15), (16), and (17) with the simple substitution  $(q \pm \sqrt{\alpha}) \rightarrow [q + \kappa \pm \sqrt{\alpha}(1 + \alpha^2\kappa)]$ .

These additional apsidal precessions increase both secular rates  $g_{\pm}^s$  (Equation 18) since they cause the orbits to precess in the same direction as the secular interaction does. The mode eccentricity ratio  $|\eta_{+}^s|$  (Equation 19) increases significantly with any source of precession that favors the inner orbit, indicating that it is more difficult to force the eccentricity of a rapidly precessing inner orbit in the aligned mode. The ratio  $|\eta_{-}^s|$ , however, decreases slightly; increasing the precession of the inner orbit in the anti-aligned mode actually strengthens secular coupling. As for the mode damping rates (Equation 21), additional precession decreases the aligned mode damping rate, but increases that of the anti-aligned mode. It also decreases  $\epsilon$ , the deviation angle of the mode apsidal lines from perfect alignment (Equation 22).

### 3. APPLICATIONS TO THE OBSERVED SYSTEMS

We now apply the aforementioned theory to close-in exoplanets, beginning with known two-planet systems. We then proceed to systems in which there is a linear trend in the star's radial velocity (RV) that might signal the presence of an outer companion and finally we consider systems with no hint of a companion.

#### 3.1. Two-planet Systems

There are more than 30 multi-planet systems that host one or more close-in planets with the orbital period  $P_{\text{orb}} \lesssim 20$  days. Out of these, many systems including Gliese 876, 55 Cnc, and  $\nu$  And have three or more planets, which makes apsidal analysis more complicated (e.g., Barnes & Greenberg 2006a). Moreover, most Kepler-detected planets have unknown eccentricities, and are not the best candidates for our analysis. After removing multiple planet systems and those with poorly determined eccentricities, we are left with eight two-planet systems, with which we can test the linear tidal model.

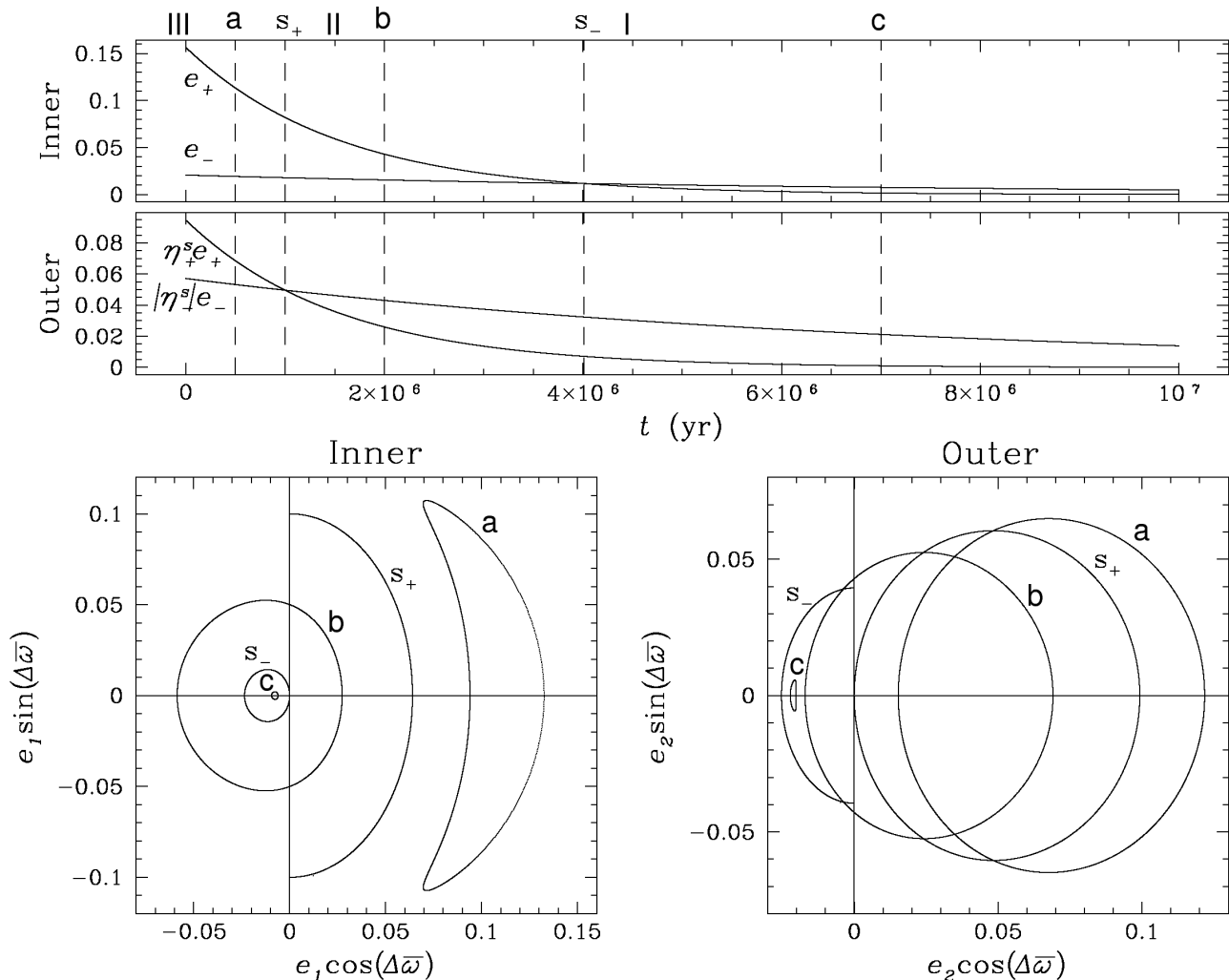


FIG. 9.— Evolution of the apsidal state during eccentricity damping. Similar to Figure 7, but using data from Figure 6(b) for which  $m_2^2 a_1 > m_2^2 a_2$ . The aligned mode damps fastest and the system moves from aligned libration to circulation, and finally to anti-aligned libration.

First, we compute eccentricity damping timescales for the inner planets ( $\tau_e$ ), and compare  $\tau_e$  with the stellar age ( $\tau_{\text{Age}}$ ) to determine whether an orbit has had sufficient time to circularize. For all systems, we adopt conventional planetary and stellar tidal quality factors  $Q_p = 10^5$  and  $Q_* = 10^6$ , respectively (see, e.g., Jackson et al. 2008; Matsumura et al. 2010, and references therein). We convert these to modified tidal quality factors as  $Q' = 1.5Q/k_2$ . For giant planets in our solar system (Jupiter, Saturn, Uranus, and Neptune), the measured gravitational moments agree well with an  $n \sim 1$  polytrope (Hubbard 1974; Bobrov et al. 1978) which corresponds to the Love number  $k_2 = 0.52$  (Motz 1952). For most stars, on the other hand, the  $n = 3$  polytrope is a good approximation (e.g., Horedt 2004), which yields  $k_2 = 0.028$  (Motz 1952). We finally obtain  $Q'_p = 2.88 \times 10^5$  and  $Q'_* = 5.36 \times 10^7$ . We estimate the eccentricity damping timescale  $\tau_e$  by integrating a set of tidal equations based on the equilibrium tide model from the measured planetary eccentricity down to  $e = 10^{-4}$ , and further assume that the tidal quality fac-

tors evolve proportional to the inverse of the mean motion  $Q \propto 1/n_1$  (see, e.g., Matsumura et al. 2010). Some of our results appear in the final column of Table 1. Note that these simulation results compare favorably to the simpler approximation of Equation (12) when one properly accounts for the multiple e-folding times needed to damp eccentricities to  $e = 10^{-4}$ . Only 2 of the 8 two-planet systems (HD 187123 and HAT-P-13) have short tidal circularization times compared with the stellar ages; physical and orbital parameters of these two systems can be found at the top of Table 1. Since  $\tau_e \ll \tau_{\text{Age}}$ , the systems are likely to have been significantly modified by tides.

Next, we check the strength of secular interactions for the two systems. In the HD 187123 system, the inner planet is at  $\sim 0.04$  AU while the outer one is at  $\sim 5$  AU. With this configuration, the inner planet is strongly bound to the star and its interaction with the outer planet is weak. The inner and outer planets of HAT-P-13, however, are more closely spaced at  $\sim 0.04$  and  $\sim 1.2$  AU, respectively. Furthermore, since  $m_2 \gg m_1$

TABLE 1  
PROPERTIES OF PLANETS AND STARS DISCUSSED IN THIS PAPER

| Planet      | $m_p (m_J)$         | $R_p (R_J)$                  | $a$ (AU)              | $e$                  | $\omega$ ( $^\circ$ ) | $m_* (m_\odot)$          | Age (Gyr)           | $\tau_e$ (Gyr) |
|-------------|---------------------|------------------------------|-----------------------|----------------------|-----------------------|--------------------------|---------------------|----------------|
| HAT-P-13 b  | $0.85 \pm 0.0354$   | $1.28 \pm 0.079$             | $0.0427 \pm 0.000875$ | $0.013 \pm 0.0041$   | $210_{-36}^{+27}$     | $1.2_{-0.1}^{+0.05}$     | $5_{-0.8}^{+2.5}$   | $\sim 0.125$   |
| HAT-P-13 c  | $14.3 \pm 0.691$    |                              | $1.23 \pm 0.0251$     | $0.662 \pm 0.0054$   | $175.3 \pm 0.35$      | $1.2_{-0.1}^{+0.05}$     | $5_{-0.8}^{+2.5}$   |                |
| HD 187123 b | $0.51 \pm 0.0173$   | 1*                           | $0.0421 \pm 0.000702$ | $0.010 \pm 0.00593$  | 24.5                  | $1.04_{-0.024}^{+0.026}$ | 5.33                | $\sim 0.3$     |
| HD 187123 c | $1.9 \pm 0.152$     |                              | $4.8 \pm 0.367$       | $0.25 \pm 0.0334$    | $240 \pm 18.6$        | $1.04_{-0.024}^{+0.026}$ | 5.33                |                |
| GJ 436 b    | $0.073 \pm 0.00318$ | $0.3767_{-0.0092}^{+0.0082}$ | $0.0287 \pm 0.000479$ | $0.16 \pm 0.019$     | $351 \pm 1.2$         | $0.45_{-0.012}^{+0.014}$ | $6_{-5}^{+4}$       | $\sim 2$       |
| BD-103166 b | $0.43 \pm 0.0174$   | 1*                           | $0.0438 \pm 0.000730$ | $0.02_{-0}^{+0.042}$ | 334                   | $0.92_{-0.024}^{+0.046}$ | 4.18                | $\sim 0.42$    |
| HAT-P-26 b  | $0.059 \pm 0.00718$ | $0.565 \pm 0.052$            | $0.0479 \pm 0.000798$ | $0.12 \pm 0.06$      | $100 \pm 165$         | $0.82 \pm 0.033$         | $9_{-4.9}^{+3}$     | $\sim 2.6$     |
| WASP-34 b   | $0.58 \pm 0.0285$   | $1.22_{-0.08}^{+0.11}$       | $0.052 \pm 0.00120$   | $0.04 \pm 0.0012$    | $320 \pm 20.9$        | $1.01 \pm 0.07$          | $6.7_{-4.5}^{+6.9}$ | $\sim 0.7$     |
| HD 149143 b | $1.33 \pm 0.0784$   | 1*                           | $0.053 \pm 0.00147$   | $0.016 \pm 0.01$     | 0                     | $\sim 1.2 \pm 0.1$       | $7.6 \pm 1.2$       | $\sim 2.75$    |
| HAT-P-21 b  | $4.1 \pm 0.173$     | $1.024 \pm 0.092$            | $0.0495 \pm 0.000825$ | $0.23 \pm 0.016$     | $309 \pm 3$           | $0.95 \pm 0.042$         | $10.2 \pm 2.5$      | $\sim 6$       |
| HAT-P-23 b  | $2.1 \pm 0.122$     | $1.368 \pm 0.09$             | $0.0232 \pm 0.000387$ | $0.11 \pm 0.044$     | $120 \pm 25$          | $1.13 \pm 0.035$         | $4 \pm 1$           | $\sim 0.005$   |
| HAT-P-32 b  | $1.0 \pm 0.169$     | $2.037 \pm 0.099$            | $0.0344 \pm 0.000574$ | $0.16 \pm 0.061$     | $50 \pm 29$           | $1.18_{-0.07}^{+0.043}$  | $3.8_{-0.5}^{+1.5}$ | $\sim 0.005$   |
| HAT-P-33 b  | $0.8 \pm 0.117$     | $1.83 \pm 0.29$              | $0.050 \pm 0.00115$   | $0.15 \pm 0.081$     | $100 \pm 119$         | $1.40 \pm 0.096$         | $2.4 \pm 0.4$       | $\sim 0.06$    |
| HD 88133 b  | $0.30 \pm 0.0270$   | 1*                           | $0.0472 \pm 0.000786$ | $0.13 \pm 0.072$     | 349                   | $1.2 \pm 0$              | 9.56                | $\sim 0.38$    |

REFERENCES. — Data for HAT-P-13 system are from Winn et al. (2010); HD 187123 from Wright et al. (2009); HAT-P-21 and HAT-P-23 from Bakos et al. (2011); HAT-P-26 Hartman et al. (2011a); HAT-P-32 and HAT-P-33 from Hartman et al. (2011b); HD 88133 and BD-103166 from Butler et al. (2006); GJ 436 from Maness et al. (2007); WASP-34 from Smalley et al. (2011); HD 149143 from Fischer et al. (2006). The planetary mass  $m_p$  assumes the lower limit  $m_p \sin i$  for listed planets without measured planetary radius  $R_p$ . The circularization timescale  $\tau_e$  is estimated by integrating a set of tidal equations (e.g., Matsumura et al. 2010) from the tabulated eccentricity to  $e = 10^{-4}$ . An asterisk signifies an assumed value.

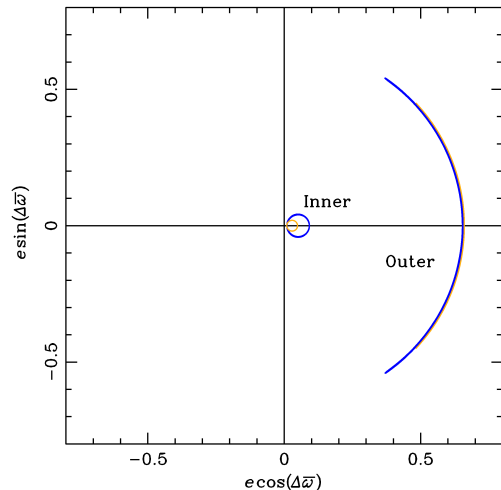


FIG. 10.— Current apsidal state of the HAT-P-13 system. We show the orbits of both planets on the  $e \exp(i\Delta\varpi)$  plane, similar to the lower plots in Figures 7 and 9. The orange curves represent the solution of secular equations, and the blue curves are obtained from an N-body simulation. The orbits librate about  $\Delta\varpi = 0^\circ$ , with a libration amplitude  $\sim 43^\circ$  predicted by secular theory and  $\sim 57^\circ$  measured from the N-body simulation. The narrowness of the outer planet’s arc in both cases is due to the fact that  $m_2 \gg m_1$ .

and  $e_2 = 0.66$  is large (Table 1), the secular forcing of the inner planet is substantial. Thus, out of the eight systems, only HAT-P-13 has both strong secular interactions and a short tidal damping time; it is, accordingly, the best test case for our theory.

We now utilize the linear secular theory *without* tides developed in Section 2.1, and show that the model predicts the current apsidal state of HAT-P-13 reasonably well. In Figure 10, we compare the apsidal state of HAT-P-13 estimated by secular theory with that obtained from a direct N-body simulation done by the HNBody code

(Rauch & Hamilton 2002). Since HAT-P-13c’s large eccentricity of  $\sim 0.66$  violates the assumption of the linear secular theory, it is understandable that the discrepancy between the two integrations is  $\sim 33\%$  (Figure 10). It appears that the system librates with a large amplitude about  $\Delta\varpi = 0^\circ$  so that the system is not far from the aligned separatrix  $s^+$  (Figure 7). Here, we do not take account of any additional apsidal precessions. By taking account of the GR effect, we find that the results stay similar — the system librates with a large amplitude. However, by considering all of the additional apsidal precessions, the system appears to circulate. Thus, HAT-P-13 is likely to be yet another example of a multi-planet system being near a secular separatrix (Barnes & Greenberg 2006b). The near-separatrix state of this system is somewhat surprising given that the tidal decay time is a tiny fraction of the stellar age (Table 1) and so the system should have long ago damped to the apsidally-locked state. Perhaps, given the uncertainty in  $Q'$ , our estimation of  $\tau_e$  is off by a large factor. Alternatively, there might be a third as-yet-undiscovered planet affecting this secular system.

We next compare the current state of the system with the expectation from tidal-damping theory as developed in Section 2.2. We assume that the parameters of the inner planet’s orbit are known, assume further that one mode has fully damped away (despite the contrary evidence of Figure 10), and proceed to predict parameters of the outer planet. We begin by asking which mode is favored, which depends on the damping rates given by Equation (16), or Equation (21) when other apsidal precession effects are important.

When a system is locked into one of the secular eigenmodes, the outer and inner orbits have a predictable eccentricity ratio  $|\eta_\pm| = (e_2/e_1)_\pm$  (see Equations (17) and (22)). In Figure 11, we show contour plots of the predicted eccentricity of the outer planet  $e_2$  for the more slowly damped eigen-mode in the parameter space ( $q, \alpha$ ). The dashed curve divides the space into a region in which the slow anti-aligned mode persists (top left, red

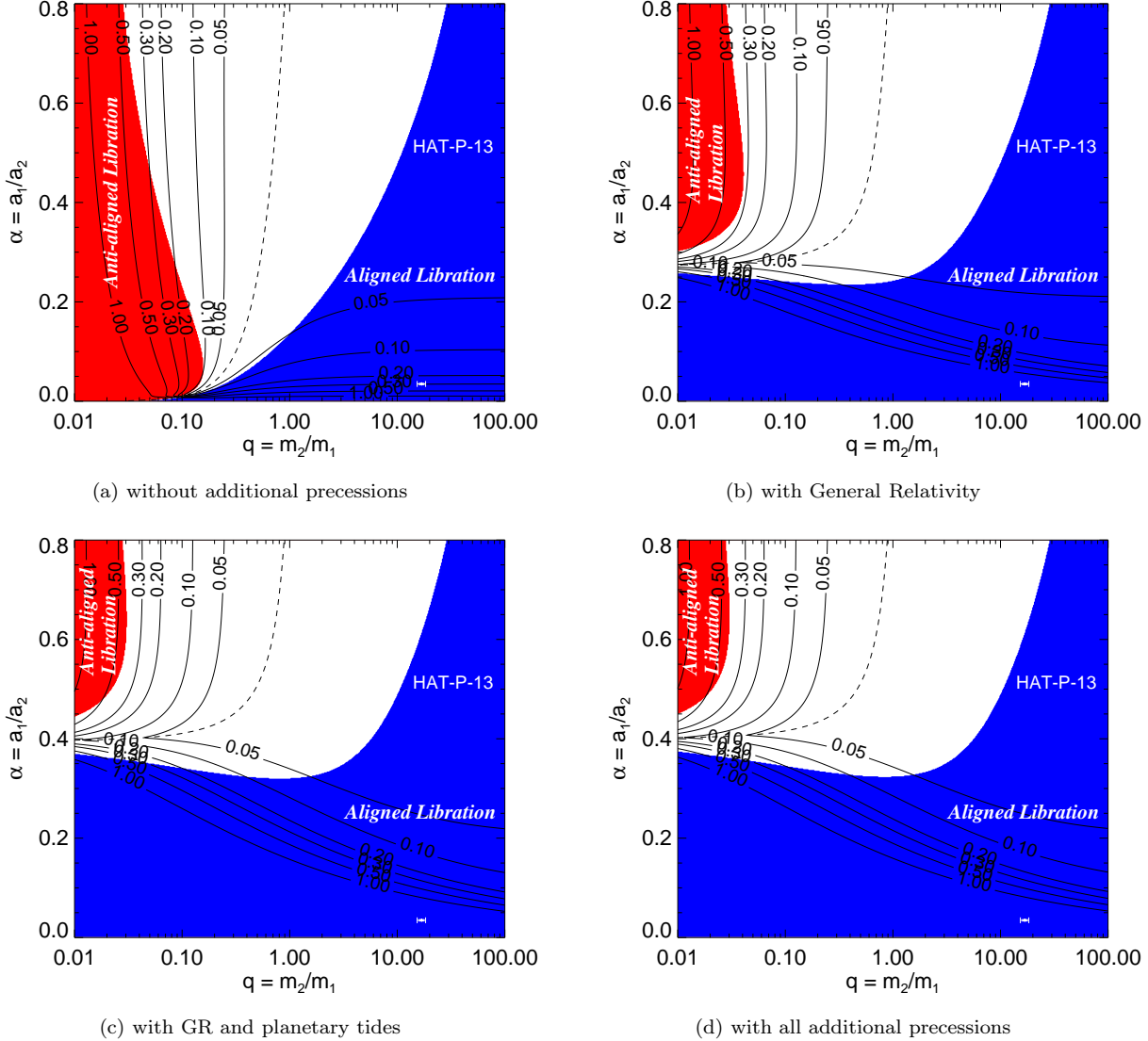


FIG. 11.— Orbital states of possible companions for HAT-P-13b (a) with no additional apsidal precessions, (b) with GR precession, (c) with GR and planetary tidal precessions, and (d) with different assumptions about the orbital precession terms from Section 2.4. Each point in these  $q$  -  $\alpha$  plots represents an outer companion with corresponding mass and semi-major axis. The dashed curve divides the plane into regions in which the aligned mode damps faster (top left) and the anti-aligned mode damps faster (bottom right). Furthermore, in the shaded regions, either the aligned mode (blue shading) or the anti-aligned mode (red shading) can survive tidal dissipation and last longer than the age of the system (5 Gyr). Last, the solid contour lines represent the eccentricity of the outer planet assuming that it is in the long-lived mode. The location of HAT-P-13c is marked by a white symbol with error bars.

area) and a region in which the slow aligned mode survives (bottom right, blue area). In these shaded areas, the lifetime of the slower mode is longer than the age of the system. Conversely, in the white central area, both modes should have already damped away and both orbits would be circular by now. Given the inner planet's non-zero  $e_1 = 0.013$  (Table 1) and that  $\tau_e \ll \tau_{\text{Age}}$ , we expect the outer planet to be in one of the shaded regions. Furthermore, since  $e_2 > 1$  correspond to unbound orbits, these parts of the shaded areas in Figure 11 are also off limits.

The boundaries of these colored areas are determined by equating the age of the system (5 Gyr for HAT-P-13) to the circularization time  $\tau_e$  in Table 1. An older system age  $\tau_{\text{Age}}$  and/or faster damping timescale  $\tau_e$  would expand the white area outward away from the dashed line. If tides have not been active over the full stellar age, as is

possible for a recent resonance crossing or a planet-planet scattering event, the white area would shrink inward toward the dashed line.

The effect of the additional apsidal precessions is substantial and can be quantified by comparing panels (a)-(d) in Figure 11. The panels (a)-(d) show the estimates from the linear secular theory (a) without additional precessions, (b) with GR precession, (c) with GR and planetary tidal precessions, and (d) with all apsidal precessions, respectively. By comparing panel (a) with panels (b) and (c), we find that GR and planetary tidal precessions significantly change the  $q$ - $\alpha$  plot. Conversely, from the comparison of panels (c) and (d), we can tell that the other precessions have negligible effects on HAT-P-13.

In Figure 12, we compare the GR precession rate with each of other precession rates for all of the systems listed in Table 1. For these close-in systems, we find that

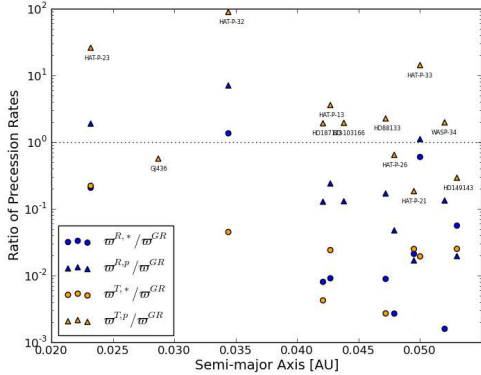


FIG. 12.— Comparisons of apsidal precession rates for planetary systems listed in Table 1. Blue and orange symbols represent the ratios of rotational and GR precessions ( $\varpi^R/\varpi^{GR}$ ) and tidal and GR precessions ( $\varpi^T/\varpi^{GR}$ ), respectively. Circles and triangles correspond to precessions due to stellar and planetary deformations, respectively. For all of the close-in systems listed here, either GR or planetary tidal precession dominates the additional apsidal precession.

either GR or planetary tidal precession dominates the additional apsidal precession, while the effects of stellar tidal and rotational precessions tend to be much smaller. For HAT-P-13, the precession rate due to tidal deformation of the inner planet is a factor of a few larger than the GR precession rate, while the other precessions are much smaller than GR.

As discussed in Section 2.4, adding extra precessions diminishes the anti-aligned area (red shading) due to faster damping rates but significantly expands the aligned area (blue shading) in accordance with Equation (21). Notice that, as expected, the lower left quadrant of the plot (i.e., small  $q$  and small  $\alpha$ ) experiences the greatest changes from panel (a) to panels (b)-(d). Conversely, the changes to the shading of the other three quadrants are relatively minor. The dashed lines in Figures 11(a) and (b)-(d) are given by  $q = \sqrt{\alpha}$  and  $q + \kappa = \sqrt{\alpha}(1 + \alpha^2\kappa)$ , respectively, where  $\kappa$  includes only the corresponding terms in (b)-(d). These expressions simply compare the real diagonal elements of the respective  $A$  matrices. The anti-aligned mode damps most quickly if the inner planet precesses faster while the aligned mode damps first if the outer planet precesses faster. Along this dashed line, the difference between the mode precession rates ( $g_+^s - g_-^s$ ) is minimized and the mode damping rates  $\gamma_{\pm} = (\lambda_1 + \lambda_2)/2$  are identical.

Last, note that including additional apsidal precessions significantly changes the contours for the outer planet’s eccentricity. In the region of aligned libration, the eccentricity contours are moved upward by the inclusion of these precessions, indicating that a more eccentric outer planet is required to maintain the mode, for a given  $\alpha$  and  $q$ . In the anti-aligned region, the contours move to the left, indicating that a lower eccentricity on the outer planet is needed to preserve the mode. The reasons for these changes were discussed in Section 2.4.

The actual location of the outer planet HAT-P-13c is marked in all of the panels with white error bars. The planet resides well within the more slowly damped aligned mode region, as expected from linear secular theory (see also Figure 10). Figures 11(b)-(d) suggest that

the eccentricity of the outer planet exceeds one, while the observed value is actually  $0.662 \pm 0.054$  (Table 1). It is clear that  $e_2 \geq 1$  is an unphysical result, which might be attributable to: (1) using linear secular theory despite large eccentricities, and (2) assuming that one mode dominates despite the evidence from Figure 10. Although the quantitative agreement is not very good, the figure does predict apsidal alignment and a large eccentricity for the outer planet. We accordingly conclude that the secular perturbations between the two planets in the HAT-P-13 system might be responsible for the non-zero eccentricity of the inner planet.

This section shows the power and pitfalls of our method. If estimates for the stellar ages and tidal damping timescales are accurate, we can determine whether a given system should currently be near a single eigenmode. The HAT-P-13 system with a stellar age 40 times longer than the estimated damping time should have had ample time to reach such a state, and yet Figure 10 shows that it has not. Perhaps the time estimates are inaccurate or perhaps there was a recent disruptive event in the system. In either case, this suggests that a certain amount of caution is warranted when proceeding to investigate single-planet systems. With this in mind, in the following two sections, we study single-planet systems with and without observed linear trends in the stellar radial velocity that might be indicative of a companion. We investigate whether the observed non-zero eccentricities could be explained by unseen potential companions.

### 3.2. Single-planet Systems with a Hint of a Companion

As shown in Sections 2.2 and 2.3, a two-planet system should have evolved into either an aligned or an anti-aligned apsidally locked state when the tidal dissipation is strong enough. Equations (19) and (21) thus provide a single constraint on the three parameters of the unknown outer companion: the mass ratio  $q$ , the semi-major axis ratio  $\alpha$ , and the eccentricity ratio of the two planets. Therefore, we can predict a range of possible companions that might force a non-zero eccentricity on an observed close-in planet. We illustrate our method with several examples here and in the next section.

There are 16 single, close-in planet systems with  $P_{\text{orb}} \leq 20$  days and non-zero eccentricities that have an observed linear trend in the stellar RV, which indicates the possible existence of a companion on a more distant orbit. For these systems, we can place a unique constraint on the potential companion. For simplicity, we exclude the two systems that have a large projected stellar obliquity (HAT-P-11 and WASP-8), and compare the estimated  $\tau_e$  with the stellar age  $\tau_{\text{Age}}$  for each of the remaining systems, as described earlier. We find that 5 of 14 systems (GJ 436, BD-10 3166, HAT-P-26, WASP-34, and HD 149143) have  $\tau_e < \tau_{\text{Age}}$ . We list parameters for these systems in the middle section of Table 1. Because the properties of the putative companions are unknown, we cannot test for a strong secular interaction as in the previous section and so we investigate all five systems.

Figure 13(a) is similar to Figure 11(d), but for the planetary system around GJ 436. The thick, dashed curve is an upper limit to the outer planet’s mass estimated from the observed linear trend. Here, we simply assume that the minimum mass of a potential outer planet is expressed as  $m_2 = a_2^2 a_{1t}/G$ , where



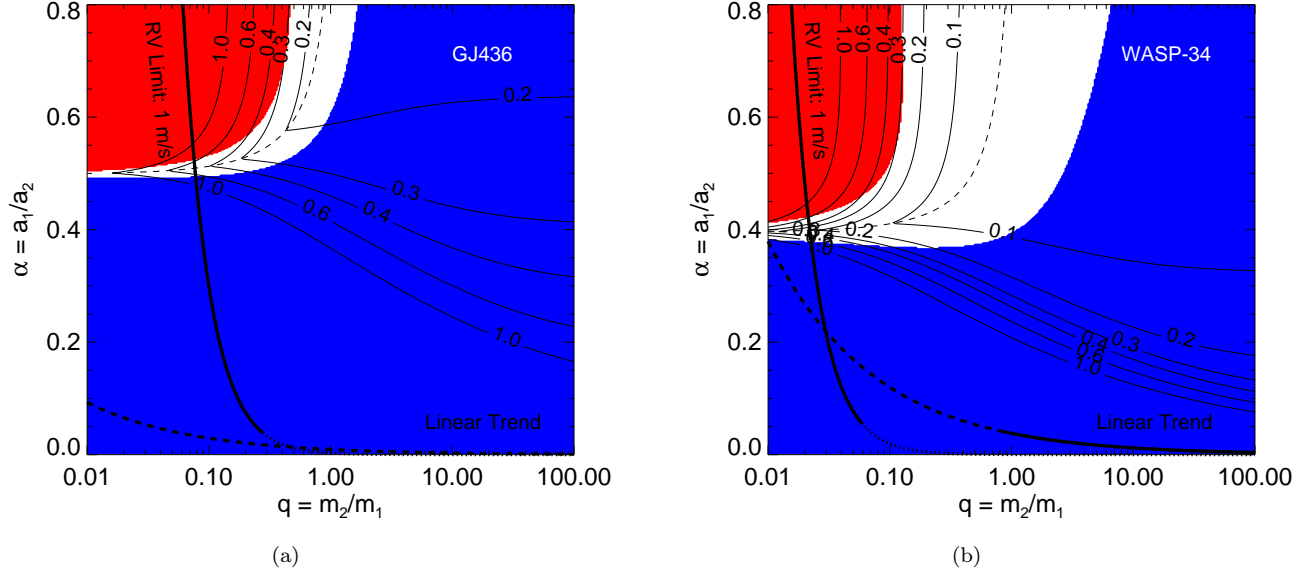


FIG. 13.— Eccentricities of possible companions for hot Jupiters (a) GJ436, and (b) WASP-34 including all apsidal precession effects as in Figure 11(d). In the white area, both modes should damp away within the age of the system of 6 and 6.7 Gyr, respectively. The central stars of these systems each have an observed linear trend in their radial velocities, 1.36 and 55  $\text{m s}^{-1} \text{yr}^{-1}$ , respectively, that might be indicative of second planets. The thick, dashed curves represent these constraints. For WASP-34, the region to the right of the solid portion of the curve represents where a potential candidate is expected to exist (Smalley et al. 2011). The dotted curves represent the RV observation limit of 1  $\text{m s}^{-1}$ ; only planets to the right of the nearly vertical solid part of this curve are detectable with current technology in a 1 yr observational period.

$a_{lt} = 1.36 \pm 0.4 \text{ m s}^{-1} \text{yr}^{-1}$  is an observed linear trend (Maness et al. 2007).<sup>3</sup> The dotted curve indicates an observation limit for the RV method. The solid portion of this curve is plotted as a reference, and it shows the limit estimated for a 1 yr observation period. To the right of this solid curve, a full orbit of a hypothetical outer planet is observable within a year. To plot this, we express the mass of a potential outer planet as  $m_2 \sin i = m_* v_* \sin i / \sqrt{G m_* / a_2}$ , where  $i$  is the viewing angle, and assume the RV limit of  $v_* \sin i = 1 \text{ m s}^{-1}$ .

The observed planet GJ436 b is about a Neptune-mass object ( $m_1 \sin i = 0.073 m_J \sim 1.35 m_N$ ) which is 0.0287 AU away from the central star (orbital period  $\sim 2.6$  days), and has an orbital eccentricity of  $0.16 \pm 0.019$  (Table 1). If this eccentricity is due to another planet and the system has damped to an eigen-mode, then eccentricity contours in Figure 13(a) show that broad aligned and anti-aligned regions are allowed for a potential companion, except for small ( $m_2 \lesssim 0.15 m_1 \sim 0.2 m_N$ ) and/or distant ( $a_2 \gtrsim 6.3 a_1 \sim 0.18 \text{ AU}$ ) planets. Furthermore, the plotted RV limit indicates that nearly all hypothetical outer planets which could be responsible for the high eccentricity of GJ436 b should be observable within a year. The curve representing the maximum linear trend, however, is far below the  $e_2 = 1$  contour, implying that this potential planet cannot be responsible for the current eccentricity of the observed planet; given its great distance, the secular interactions are simply too weak. This result is consistent with the comparison of the secular and tidal circularization timescales by Matsumura et al. (2008). Since the system has a tidal dissipation timescale ( $\tau_e \sim 2 \text{ Gyr}$ ) comparable to the stel-

lar age ( $\tau_{\text{Age}} \sim 6_{-5}^{+4} \text{ Gyr}$ ), a non-zero eccentricity of this planet might also be explained within the uncertainties of the stellar age.

Another example is shown in Figure 13(b) for WASP-34, which has an observed planet of  $m_1 \sin i = 0.58 m_J$ ,  $a_1 = 0.052 \text{ AU}$ , and  $e_1 = 0.038 \pm 0.012$  (see Table 1). Again, most of the parameter space of the  $q - \alpha$  plane is available for a possible secular companion, except for small ( $m_2 \lesssim 7.4 m_E$ ) and/or distant ( $a_2 \gtrsim 0.74 \text{ AU}$ ) planets. The solid portion of the RV limit again indicates that such a companion should be observable within a year. The system has an observed linear trend of  $55 \pm 4 \text{ m s}^{-1} \text{yr}^{-1}$  (Smalley et al. 2011). Since the long-term trend has not reached its maxima or minima, the orbital period of the outer body has to be greater than twice the RV data baseline. The solid portion of the linear trend corresponds to this limit of  $a_2 \gtrsim 1.2 \text{ AU}$  and  $m_2 \gtrsim 0.45 m_J$  (Smalley et al. 2011). A yet-to-be-observed companion should lie in the triangular area right of the solid part of the linear trend and below the observable region of the RV Limit. It is clear that such a region does not have any overlap with the critical  $e_2 = 1$  contour. However, they lie relatively close to each other so that the uncertainties in both observations and the secular model could bring them closer to have an overlap. Our model predicts that the companion planet responsible for both this trend and the eccentricity of the WASP-34 b would have a very high eccentricity.

If no companion is present, how do we explain WASP-34? For this system, although the estimated eccentricity damping time ( $\tau_e \sim 700 \text{ Myr}$ ) is short compared with the stellar age ( $\tau_{\text{Age}} \sim 6.7_{-4.5}^{+6.9} \text{ Gyr}$ ), the eccentric orbit model gives only a slightly better fit than the circular one (Smalley et al. 2011). Thus, the inner orbit might well be circular. Alternatively, if the orbit is truly eccentric, we

<sup>3</sup> This long-term trend has not been confirmed by HARPS (Bonfils et al. 2013).

would need to assume about an order of magnitude less efficient tidal dissipation to explain this system. Last, the system could also have undergone some dynamical event lately which changed the original eccentricities.

The other systems with a linear trend (BD-10 3166, HD 149143, and HAT-P-26) show a similar result to GJ 436 (Figure 13(a)), and thus a potential planet is too far to force the eccentricity of the inner planet to its current value. It is interesting that the observed eccentricities are low and consistent with zero for BD-10 3166 and HD 149143 (Butler et al. 2000; Fischer et al. 2006), and poorly constrained for HAT-P-26 (Hartman et al. 2011a). BD-10 3166 has a short tidal dissipation timescale ( $\tau_e \sim 420$  Myr) compared with the stellar age ( $\tau_{\text{Age}} \sim 4.18$  Gyr), so the circular orbit assumption makes sense. HD 149143 and HAT-P-26 have relatively long dissipation timescales ( $\tau_e \sim 2.75$  Gyr and  $\sim 2.6$  Gyr, respectively) compared with the stellar ages ( $\tau_{\text{Age}} \sim 7.6 \pm 1.2$  Gyr and  $\sim 9_{-4.9}^{+3}$  Gyr, respectively). Thus, uncertainties in the age estimates and/or in the tidal dissipation rates could allow close-in planets to maintain their eccentricities without assistance.

In summary, we have found no single-planet systems, where the non-zero eccentricities could be explained by perturbations from hypothetical planets corresponding to the observed linear trends. However, their orbits could be circular (WASP-34, BD-10 3166, HD 149143, and HAT-P-26), or the eccentric orbit could be explained within the uncertainties in the estimated stellar age (GJ 436).

### 3.3. *Single-planet Systems with no Hint of a Companion*

Given that there are many single, close-in planet systems without linear trends, we focus on planets whose non-zero eccentricities are hardest to explain — the closest-in exoplanets. There are eight single-planet systems with an orbital period  $P_{\text{orb}} \leq 5$  days, eccentricity  $\geq 0.1$ , and a small or unknown stellar obliquity. Comparing the tidal timescale to the stellar age, we find that five of eight such systems have  $\tau_e < \tau_{\text{Age}}$  (HAT-P-21, HAT-P-23, HAT-P-32, HAT-P-33, and HD 88133, see Table 1). All of these are hot Jupiter systems. For the remaining three systems, the stellar ages of KOI-254 and Kepler-15 are unknown, while GJ 674 has a very long  $\tau_e > 10$  Gyr compared with the stellar age ( $\sim 0.55$  Gyr).

Figure 14(a) is similar to Figure 11(d), but for the planetary system around HD 88133. The planet is 0.0472 AU away from the central star with an orbital period of 3.4 days and an eccentricity of  $0.13 \pm 0.072$  (see Table 1). Since the circularization time is estimated to be very short ( $\tau_e \sim 380$  Myr) compared with the stellar age ( $\tau_{\text{Age}} \sim 9.56$  Gyr), a moderately high eccentricity of this planet is surprising. Figure 14(a) excludes the entire anti-aligned region for a potential companion. The figure also excludes most companions with small mass ( $m_2 \lesssim 0.03 m_J$ ) and/or long orbital period ( $a_2 \gtrsim 0.295$  AU). This is understandable because these planets would have weak secular interactions with the inner planet. Thus, a potential companion is expected to be in the aligned region, massive, and close to the star. As the RV observation limit shows, such massive planets in the aligned libration region would be observable within a year, although no such planet has been

found. HD 88133 has a low stellar jitter ( $\sim 3.2 \text{ ms}^{-1}$ ), and the eccentric orbit assumption works only slightly better than the circular one (Fischer et al. 2005). Thus, unless the tidal quality factor for this system is very different from what we have assumed here, we argue that the true eccentricity of HD 88133 b is actually near zero. Follow-up observations would better constrain the eccentricity and the existence or absence of a potential companion for this system.

The case for HAT-P-21 is shown in Figure 14(b). The planet is 0.0495 AU away from the central star (orbital period  $\sim 4.1$  days), and has an orbital eccentricity of  $0.23 \pm 0.016$  (Table 1). Figure 14(b) allows a very broad parameter space for a possible secular companion; the white zone indicating efficient eccentricity damping is nearly absent. However, this undercuts our assumption that the system has had time to damp into a pure eigenmode and, accordingly, the eccentricity contours are not reliable. If we proceed with the dubious assumption of a single mode, the figure does not allow most companions with  $m_2 \lesssim 0.82 m_J$  and/or  $a_2 \gtrsim 0.495$  AU. Furthermore, the  $1 \text{ ms}^{-1}$  RV limit observationally precludes almost any planet that can be significantly coupled to HAT-P-21 b. Accordingly, we seek another explanation for the eccentricity of this system; it can be naturally explained if tidal dissipation were just slightly less efficient than we have assumed, since the estimated tidal circularization time is relatively long ( $\tau_e \sim 2.6$  Gyr) compared with its stellar age ( $\tau_{\text{Age}} \sim 9_{-4.9}^{+3}$  Gyr).

The other systems (HAT-P-23, HAT-P-32, and HAT-P-33) have a similar trend to HD 88133 (Figure 14(a)), with the entire anti-aligned region being excluded for a potential companion. Since all of their circularization times are more than 1-2 orders of magnitude shorter than the estimated stellar ages, the moderately-high eccentricities ( $e_1 > 0.1$ ) of these planets need to be explained. From figures similar to Figure 14, we find that potential companions for these systems tend to be more massive than the observed planets and thus are likely to be observable by the RV method. However, no companions have been found. It is interesting that all of these systems have high stellar jitters (Bakos et al. 2011; Hartman et al. 2011b). Although this could mean that potential companion planets are difficult to observe, high jitters also lead to poorly-constrained orbital eccentricities. All of these planets can also be fit well with the circular orbit model. Our model suggests that the circular orbits are probably the most likely solution. Future observations that yield a more accurate solution for the eccentricity are needed.

For our analysis of exoplanetary systems in this section, we did not explicitly take account of the effects of uncertainties in orbital or stellar parameters. In particular, errors in stellar ages and eccentricities are often large and might change our results significantly. We have tested such effects for all of the systems we discussed in this section, and found that our conclusions will not change within the currently estimated uncertainties in parameters. Also, the assumption of an apsidal lock that we made in Sections 3.2 and 3.3 might be too strong; instead, it is possible that not enough time has elapsed for complete damping of one secular mode. In this case, for a close-in planet with known mass, semi-major axis, and

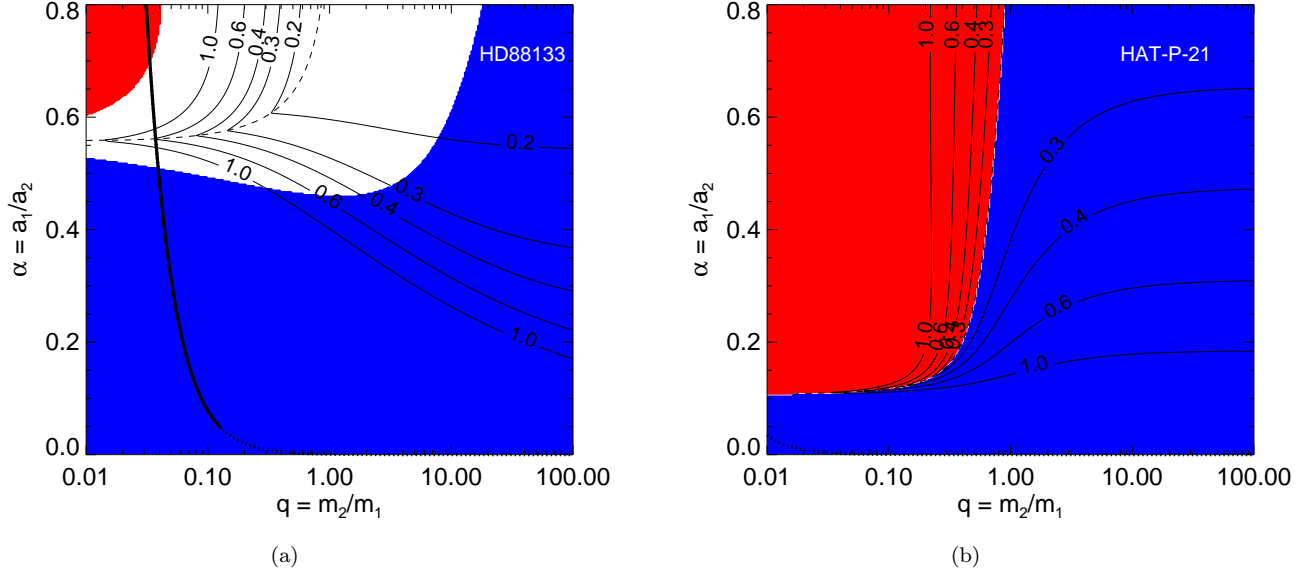


FIG. 14.— Eccentricities of possible companions for hot Jupiters (a) HD 88133, and (b) HAT-P-21 including all apsidal precession effects as in Figure 11(d). In the white area, both modes should damp away within the age of the system of  $9.56$  and  $10.2 \pm 2.5$  Gyr, respectively. Because the inner HAT-P-21 planet has a long damping time of about 6 Gyr, all eccentricities can be sustained and almost no white area is visible. The dotted curves represent the RV observation limit of  $1 \text{ m s}^{-1}$ , and the solid portion indicates a 1 yr observing period. All potential HD 88133 outer planets reside in the aligned zone are detectable. Aligned and anti-aligned solutions exist for HAT-P-21, and nearly all outer planets are detectable.

eccentricity, the constraint on  $m_2$ ,  $a_2$ , and  $e_2$  is approximate rather than exact.

#### 4. DISCUSSIONS AND CONCLUSIONS

The eccentric orbits of single, close-in planets are generally circularized on timescales shorter than the stellar ages. Close-in planets in multiple-planet systems have much longer tidal circularization timescales and thus are able to maintain eccentric orbits for the stellar ages or longer. Given this difference in tidal circularization times, we might expect a difference in the eccentricity distributions of close-in planets with and without known companions. The eccentricities forced by secular perturbations from an outer planet are typically small, however, and so it is perhaps not surprising that no such difference has yet been observed.

In this paper, we have explored the possibility that the non-zero eccentricities of close-in planets are due to observed or hypothetical planetary companions. We have provided an intuitive interpretation of a simple secular evolution model of a coplanar two-planet system that includes both the effect of the orbital circularization (Section 2.2) and apsidal precessions due to GR corrections as well as tidal and rotational deformations (Section 2.4). We have tested our model by comparing the evolution of apsidal states and orbital eccentricities with N-body simulations, and found that the agreement between the model and the simulations is very good. We have also applied our model to all of the relevant two-planet systems (Section 3.1), as well as single-planet systems with and without a long-term trend in the RV to indicate a possible second planet (Sections 3.2 and 3.3, respectively). The following is a summary of our main results.

1. In the lowest-order secular theory, the evolution of non-dissipative two-planet systems is described by a linear combination of two modes characterized

by pericenter alignment and anti-alignment. Eccentricity damping slightly shifts the two normal modes from perfect symmetry, which speeds up the precession rate of the aligned mode and slows that of the anti-aligned mode (see Section 2.2).

2. Eccentricity damping affects the two modes at different rates. Accordingly, the apsidal state of a two-planet system transitions between libration and circulation, and eventually is locked to either an aligned or anti-aligned state (see Section 2.3). The eccentricity of both planets subsequently decays at a very slow rate.
3. GR, tidal, and rotational effects increase the precession rates of both aligned and anti-aligned modes. As a result, they decrease the aligned-mode damping rate, and increase the anti-aligned mode damping rate (see Section 2.4).

We confirm results of previous studies (e.g., Wu & Goldreich 2002; Mardling 2007; Greenberg & Van Laerhoven 2011) and show that close-in planets in multiple-planet systems can maintain non-zero orbital eccentricities substantially longer than can single ones. We find, however, that there are currently few two- or one-planet systems that show signs of secular interactions that are strong enough to significantly slow tidal circularization. In Section 3.1, we find that only one out of eight systems (HAT-P-13) shows tentative evidence that secular interactions are slowing orbital circularization. In Section 3.2, we apply our model to 14 single-planet systems with a linear trend and find that 5 of 14 have  $\tau_e < \tau_{\text{Age}}$ . Our secular model predicts that none of their eccentricities is likely to be affected by hypothetical planets that could cause the long-term linear trends. We have further studied



eight very close-in ( $P_{\text{orb}} \leq 5$  days), significantly eccentric ( $e \geq 0.1$ ) single-planet systems in Section 3.3. We find five of eight systems that cannot be explained by a single-planet orbital circularization with the conventional tidal quality factors. Potential companions for all of these systems are massive planets in the apsidally aligned region and should be observable with current technology. Since all of the host stars have high stellar jitters, it is possible that the planetary eccentricities are systematically overestimated or that outer planets are more difficult to observe than we have assumed here.

Our model has some limitations and caveats. We have adopted the leading-order secular theory for two-planet systems, and in principle our model cannot be applied to high-eccentricity or high-inclination systems. However, the model predicts the general trend of apsidal states fairly well even for a highly eccentric case (see Section 3.1). Moreover, recent observations indicate that multiple-planet systems tend to be well-aligned (e.g., Figueira et al. 2012; Fabrycky et al. 2012). Nevertheless, it is useful to extend this kind of a study to higher eccentricities and inclinations and to systems with more than two planets. Also, we have ignored the slow decay in semimajor axis due to tides, which should be weaker than eccentricity damping by a factor of  $e_1^2$ ; this is consistent with the low  $e$  assumption made by linear secular theory. Nevertheless, previous studies have shown that the eccentricity of the inner planet does damp faster than that of the outer planet

as a result of inward migration (e.g., Wu & Goldreich 2002; Greenberg & Van Laerhoven 2011). Another consequence of different damping rates is that the eccentricity ratio does not remain constant as the apsidally locked state evolves. Our expression for the mode-damping rates (Equation (21)) is consistent with that of (Greenberg & Van Laerhoven 2011, see their Equation 19), in the limit of no migration. The tidal and rotational deformations of planets and stars also change orbital precession rates, and these effects might become more important than the GR effect for very close-in planets or rapidly spinning stars. These effects can be easily added to our model using the techniques of Section 2.4 (e.g., Laskar et al. 2012).

Overall, our study indicates that secular interactions slow down the tidal circularization of the inner planet while speeding up that of the outer planet. Our survey of likely systems available to us in 2012 indicate that secular interactions might not be a dominant cause for the currently observed hot, eccentric planets. The lack of close-in planets with strong secular interactions might be partially explained by inward orbital decay that is accelerated by non-zero eccentricities (e.g., Adams & Laughlin 2006b). Further research should determine whether the scarcity of compact secular systems will persist. With improved statistics and precision measurements of close-in exoplanet eccentricities, it might become possible to find diagnostic differences in the eccentricity distributions for single- and multiple-planet systems.

#### REFERENCES

- Adams, F. C., & Laughlin, G. 2006a, *ApJ*, 649, 992, 992  
 —. 2006b, *ApJ*, 649, 1004, 1004  
 Bakos, G. Á., Hartman, J., Torres, G., et al. 2011, *ApJ*, 742, 116, 116  
 Barnes, R., & Greenberg, R. 2006a, *ApJ*, 652, L53, L53  
 —. 2006b, *ApJ*, 638, 478, 478  
 Batygin, K., Laughlin, G., Meschiari, S., et al. 2009, *ApJ*, 699, 23, 23  
 Batygin, K., & Morbidelli, A. 2013, *AJ*, 145, 1, 1  
 Beaugé, C., Ferraz-Mello, S., & Michtchenko, T. A. 2003, *ApJ*, 593, 1124, 1124  
 Bobrov, A. M., Vasil'Ev, P. P., Zharkov, V. N., & Trubitsyn, V. P. 1978, *Soviet Ast.*, 22, 489, 489  
 Bonfils, X., Delfosse, X., Udry, S., et al. 2013, *A&A*, 549, A109, A109  
 Brouwer, D., van Woerkom, A., & Jasper, J. 1950  
 Burns, J. A. 1977, in *Planetary Satellites*, ed. J. A. Burns (Tucson, AZ, USA: Univ. of Arizona Press), 113–156  
 Butler, R. P., Marcy, G. W., Fischer, D. A., et al. 1999, *ApJ*, 526, 916, 916  
 Butler, R. P., Vogt, S. S., Marcy, G. W., et al. 2000, *ApJ*, 545, 504, 504  
 Butler, R. P., Wright, J. T., Marcy, G. W., et al. 2006, *ApJ*, 646, 505, 505  
 Chiang, E. I. 2003, *ApJ*, 584, 465, 465  
 Correia, A. C. M., Boué, G., & Laskar, J. 2012, *ApJ*, 744, L23, L23  
 Danby, J. M. A. 1988  
 Fabrycky, D. C., Lissauer, J. J., Ragozzine, D., et al. 2012, *ArXiv e-prints*, arXiv:1202.6328  
 Figueira, P., Marmier, M., Boué, G., et al. 2012, *A&A*, 541, A139, A139  
 Fischer, D. A., Laughlin, G., Butler, P., et al. 2005, *ApJ*, 620, 481, 481  
 Fischer, D. A., Laughlin, G., Marcy, G. W., et al. 2006, *ApJ*, 637, 1094, 1094  
 Goldreich, R. 1963, *MNRAS*, 126, 257, 257  
 Greenberg, R. 1977, in *Planetary Satellites*, ed. J. A. Burns (Tucson, AZ, USA: Univ. of Arizona Press), 157–168  
 Greenberg, R., & Van Laerhoven, C. 2011, *ApJ*, 733, 8, 8  
 Hamilton, D. P. 1994, *Icarus*, 109, 221, 221  
 Hartman, J. D., Bakos, G. Á., Kipping, D. M., et al. 2011a, *ApJ*, 728, 138, 138  
 Hartman, J. D., Bakos, G. Á., Torres, G., et al. 2011b, *ApJ*, 742, 59, 59  
 Horedt, G. P., ed. 2004, *Astrophysics and Space Science Library*, Vol. 306, *Polytropes - Applications in Astrophysics and Related Fields*  
 Hubbard, W. B. 1974, *Icarus*, 23, 42, 42  
 Jackson, B., Greenberg, R., & Barnes, R. 2008, *ApJ*, 678, 1396, 1396  
 Ketchum, J. A., Adams, F. C., & Bloch, A. M. 2013, *ApJ*, 762, 71, 71  
 Laskar, J., Boué, G., & Correia, A. C. M. 2012, *A&A*, 538, A105, A105  
 Lee, M. H. 2004, *ApJ*, 611, 517, 517  
 Maness, H. L., Marcy, G. W., Ford, E. B., et al. 2007, *PASP*, 119, 90, 90  
 Marling, R. A. 2007, *MNRAS*, 382, 1768, 1768  
 Matsumura, S., Peale, S. J., & Rasio, F. A. 2010, *ApJ*, 725, 1995, 1995  
 Matsumura, S., Takeda, G., & Rasio, F. A. 2008, *ApJ*, 686, L29, L29  
 Motz, L. 1952, *ApJ*, 115, 562, 562  
 Murray, C. D., & Dermott, S. F. 1999  
 Namouni, F. 2007, in *Lecture Notes in Physics*, Berlin Springer Verlag, Vol. 729, *Lecture Notes in Physics*, Berlin Springer Verlag, ed. D. Benest, C. Froeschle, & E. Lega, 233  
 Peale, S. J. 1986, in *Satellites*, ed. J. A. Burns & M. S. Matthews (Tucson, AZ, USA: Univ. of Arizona Press), 159–223  
 Pont, F., Husnood, N., Mazeh, T., & Fabrycky, D. 2011, *MNRAS*, 414, 1278, 1278  
 Ragozzine, D., & Wolf, A. S. 2009, *ApJ*, 698, 1778, 1778  
 Rasio, F. A., Tout, C. A., Lubow, S. H., & Livio, M. 1996, *ApJ*, 470, 1187, 1187  
 Rauch, K. P., & Hamilton, D. P. 2002, in *Bulletin of the American Astronomical Society*, Vol. 34, *Bull. Am. Astron. Soc.*, 938  
 Shen, Y., & Turner, E. L. 2008, *ApJ*, 685, 553, 553

- Smalley, B., Anderson, D. R., Collier Cameron, A., et al. 2011, *A&A*, 526, A130, A130
- Winn, J. N., Johnson, J. A., Howard, A. W., et al. 2010, *ApJ*, 718, 575, 575
- Wright, J. T., Upadhyay, S., Marcy, G. W., et al. 2009, *ApJ*, 693, 1084, 1084
- Wu, Y., & Goldreich, P. 2002, *ApJ*, 564, 1024, 1024
- Zakamska, N. L., Pan, M., & Ford, E. B. 2011, *MNRAS*, 410, 1895, 1895
- Zhang, K. 2007, PhD thesis,
- Zhang, K., & Hamilton, D. P. 2003, in *Bulletin of the American Astronomical Society*, Vol. 35, AAS/Division for Planetary Sciences Meeting Abstracts #35, 1485
- Zhang, K., & Hamilton, D. P. 2007, *Icarus*, 188, 386, 386
- . 2008, *Icarus*, 193, 267, 267