

WMAP9 and the single field models of inflation

Laila Alabidi*

Yukawa Institute for Theoretical Physics, Kyoto University, Kyoto 606-8502, Japan

Using the latest release from WMAP, I find that for a reasonable number of e -folds the tree-level potential with self coupling power $p = 3$ is now excluded from the 2σ region, the axion monodromy model with the power $\alpha = 2/3$ is now excluded from the 1σ confidence region for $N = 47$ e -folds and for $N = 61$. $\alpha = 2/5$ is also excluded from the 2σ region for $N = 61$. I also find that since the upper bound on the running has been reduced, a significant abundance of PBHs requires fractional powers of self-coupling in the Hilltop-type model.

Since WMAP has released their 9th and final data run I thought it fitting to update the bounds on single field models of inflation and present them in this note. I show that we have some interesting results as summarised in the abstract. I refer the reader to Refs. [1–8] for a more thorough explanation of the presented models of inflation as well as the results from the previous runs of WMAP and COBE. Here I briefly state the potential and the corresponding results. I use the convention that n_s is the spectral index, n'_s is the running of the spectral index, r is the tensor to scalar ratio, ϵ is the slow roll parameter corresponding to the slope of the potential and N is the number of e -folds defined as the ratio of the scale factor at the end of inflation to its' value when scales of cosmological interested exited the horizon; definitions of these parameters can be found in the aforementioned references and any generic paper or book on inflationary cosmology.

The latest results from WMAP [9, 10] give the following bounds on the cosmological parameters at the 2σ confidence limit

$$\begin{aligned} 0.95 < n_s < 0.98, \\ r < 0.13, \\ -0.0483 < n'_s < 0.0062. \end{aligned} \quad (1)$$

where r is evaluated with a zero n'_s prior and n'_s is evaluated with a zero r prior. I have used the WMAP9 data combined with BAO and H0.

I will be referring to small field models, by which I mean those which have a field excursion roughly less than the Planck scale, these correspond to the tree level potential

$$V = V_0 \left[1 \pm \left(\frac{\phi}{\mu} \right)^p \right], \quad (2)$$

where μ and V_0 are constants, $\mu \leq m_{\text{Pl}}$ and p can be positive [11–15] or negative [16]. The case $p = -4$ can also arise in certain models of brane inflation [17]. the exponential potential

$$V = V_0 \left[1 - e^{-q\phi/m_{\text{Pl}}} \right], \quad (3)$$

where the value of the parameter q depends on whether Eq. (3) is derived from non-minimal inflation [18] such as lifting a flat direction in SUSY via a Kahler potential [19] or from non-Einstein gravity [1, 20]. This potential also arises from assuming a variable Planck mass (see for example [21, 22]) and from Higgs inflation (see for example [23]).and the logarithmic potential

$$V = V_0 \left[1 + \frac{g^2}{2\pi} \ln \left(\frac{\phi}{Q} \right) \right], \quad (4)$$

Q determines the renormalisation scale and $g < 1$ is the coupling of the super-field which defines the inflaton to the super-field which defines the flat directions.

All three models satisfy the following relation

$$1 - n_s = \frac{2}{N} \left(\frac{p-1}{p-2} \right). \quad (5)$$

with the exponential potential corresponding to $p \rightarrow \infty$ and the logarithmic potential corresponding to $p = 0$. Results are plotted in Fig. (1) and Fig. (2) and it is clear to see that $p = 3$ is now excluded from the 2σ region.

The above models all predict a negligible running of the spectral index $n'_s \sim 0$, however the hilltop type model [24, 25] and the running mass model [26–30] are both small field models of inflation which result in a significant positive running. This has been shown to lead to PBHs and a detectable spectrum of induced gravitational waves [31–33] ¹. The hilltop model has the potential:

$$V = V_0 \left(1 + \eta_p \left(\frac{\phi}{m_{\text{Pl}}} \right)^p - \eta_q \left(\frac{\phi}{m_{\text{Pl}}} \right)^q \right), \quad (6)$$

where $0 < p < q$, and the Running mass model is given by

$$V = V_0 \left[1 - \frac{\mu_0^2 + A_0}{2} \left(\frac{\phi}{m_{\text{Pl}}} \right)^2 + \frac{A_0}{2(1 + \alpha \ln(\phi/m_{\text{Pl}}))^2} \left(\frac{\phi}{m_{\text{Pl}}} \right)^2 \right], \quad (7)$$

¹ induced gravitational waves are gravitational waves sourced by the interaction of scalar perturbations in the post-inflationary universe [34, 35]

*Electronic address: laila@yukawa.kyoto-u.ac.jp

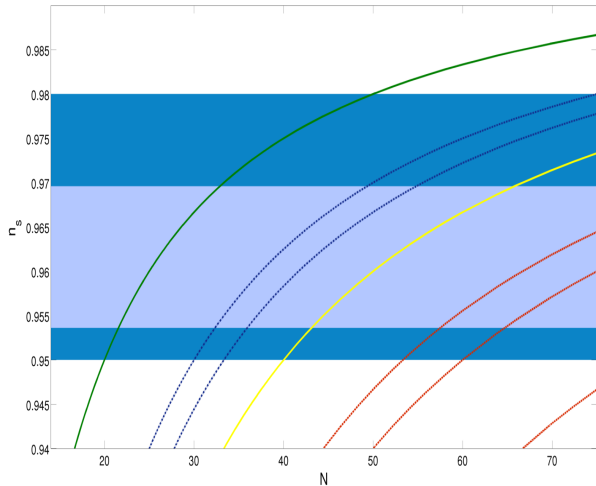


FIG. 1: Plot of the spectral index n_s versus the number of e -folds N . The dark shaded region is the 2σ region and the light shaded region is 1σ . I have plotted the results of the small field models. The dashed red lines, bottom to top correspond to $p = 3$, $p = 4$ and $p = 5$, the central yellow solid line is $p \rightarrow \infty$, and above that are the dash-dotted dark blue lines corresponding to $p = -4$ and $p = -3$. The solid green line at the top is $p = 0$.

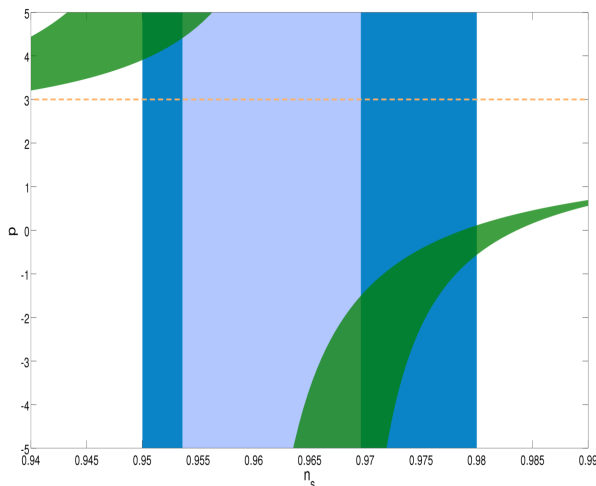


FIG. 2: Plot of the power of the tree level potential p versus the spectral index n_s for $N = 54 \pm 7$. Dark region corresponds to 2σ while the light region is the 1σ region. It is clear to see that $p = 3$ is now ruled out.

where μ_0^2 is the mass of the inflaton squared, A_0 is the gaugino mass squared in units of m_{Pl} , and α is related to the gauge coupling.

I also used the parameter $\mathcal{B} \equiv \epsilon(\phi_e)/\epsilon(\phi_*)$ where the subscript e refers to the end of inflation and the subscript $*$ refers to horizon exit, and I plot the relevant results in Fig. (3). As is clear from these figures, the model with $\{p, q\} = \{2, 3\}$ still may lead to significant Primordial Black Hole (PBH) formation, with $N = 68$, but at a lower abundance than was previously thought possible. As we

pointed in [8] changing the bound on n'_s has no impact

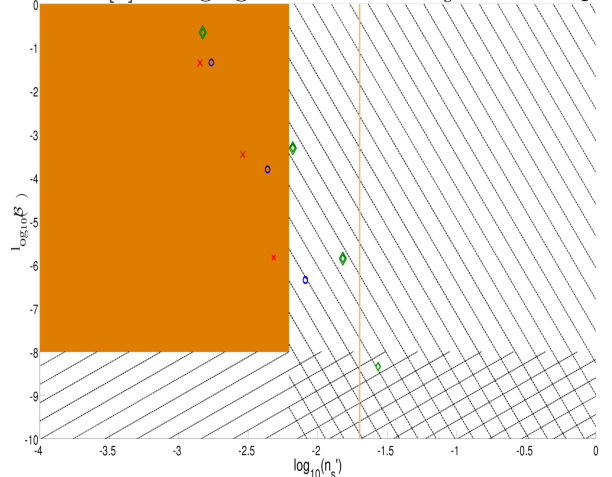


FIG. 3: Log-log plot of the ratio $\mathcal{B} = \epsilon(\phi_e)/\epsilon(\phi_*)$ versus the spectral running for $N = 68$ e -folds. The tan shaded region corresponds to $\mathcal{B} < 10^{-8}$ as required by astrophysical bounds [37, 38] and $n'_s < 0.0062$ as required by WMAP9. The solid pink line the upper bound on n'_s from WMAP7. The red crosses $\{p, q\} = \{2, 2.3\}$, the blue circles are $\{p, q\} = \{2, 2.5\}$, and the green diamonds $\{p, q\} = \{2, 3\}$.

on the running mass model as $n'_s > 0.01$ coincides with inflation terminating after less than 20 e -folds, which we dismiss as unrealistic [36] and the analysis for a small n'_s has already been carried out.

Finally, the large field models have the general form:

$$V(\phi) \propto \phi^\alpha \quad (8)$$

where α can be positive, as in chaotic inflation [39, 40] or negative as in the intermediate model [41]. Results are plotted in Fig. (4) and it is clear that for the intermediate model $|\alpha| = 2$ is now excluded from 2σ and $|\beta| \gg 2$ is excluded from 1σ placing the model under considerable strain. The axion monodromy model [42] with $\alpha = 2/3$ is now excluded from the 1σ region for $N = 47$ e -folds as well as for $N = 61$ e -folds, the $\alpha = 2/5$ is also excluded from the 2σ region for $N = 61$.

To conclude, thanks to the WMAP9 results we can exclude the $p = 3$ tree-level potential from the 2σ region, the intermediate model from the 1σ region, and the $\alpha = 2/3$ axion monodromy model from the 1σ region for $N = 47$ e -folds. The hilltop-type model with self coupling powers $\{p, q\} = \{2, 3\}$ appears not to lead to significant PBH formation within a reasonable number of e -folds, and we would need to consider only fractional powers of self-coupling.

Finally, with regards to single field DBI models mentioned in [7, 8], we had already stated that in order to alleviate the discrepancy between theory and observation a more negative f_{NL}^{equil} was needed, and so their status has not changed with the last WMAP release.

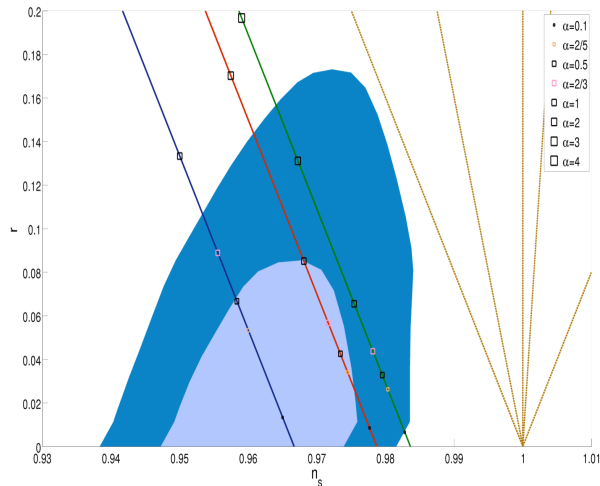


FIG. 4: Plot of the tensor fraction r vs the spectral index n_s . The dark blue shaded region corresponds to the allowed region at 2σ while the light blue region corresponds to the allowed region at 1σ . The dark blue dashed lines are the WMAP 7 2σ bound while the light blue dashed lines are those of the WMAP7 1σ bound. The dashed orange lines are the results for the intermediate model, with the value of β identified in the figure. The solid lines are those for the chaotic potentials and $N = 47$ (dark blue), $N = 55$ (dark red) and $N = 61$ (dark green) with the values of α identified in the figure. The peach and pink boxes correspond to the axion monodromy model.

-
- [1] D. H. Lyth and A. Riotto, Phys.Rept. **314**, 1 (1999), hep-ph/9807278.
- [2] A. R. Liddle and D. Lyth (2000).
- [3] L. Covi and D. H. Lyth, Mon. Not. Roy. Astron. Soc. **326**, 885 (2001), astro-ph/0008165.
- [4] D. H. Lyth and A. R. Liddle (2009).
- [5] L. Alabidi and D. H. Lyth, JCAP **0605**, 016 (2006), astro-ph/0510441.
- [6] L. Alabidi and D. H. Lyth, JCAP **0608**, 013 (2006), astro-ph/0603539.
- [7] L. Alabidi and J. E. Lidsey, Phys. Rev. **D78**, 103519 (2008), 0807.2181.
- [8] L. Alabidi and I. Huston, JCAP **1008**, 037 (2010), 1004.4794.
- [9] G. Hinshaw, D. Larson, E. Komatsu, D. Spergel, C. Bennett, et al. (2012), 1212.5226.
- [10] C. Bennett, D. Larson, J. Weiland, N. Jarosik, G. Hinshaw, et al. (2012), 1212.5225.
- [11] A. D. Linde, Phys.Lett. **B108**, 389 (1982).
- [12] A. Albrecht and P. J. Steinhardt, Phys.Rev.Lett. **48**, 1220 (1982).
- [13] A. D. Linde, Phys.Lett. **B132**, 317 (1983).
- [14] P. Binetruy and M. Gaillard, Phys.Rev. **D34**, 3069 (1986).
- [15] T. Banks, M. Berkooz, S. Shenker, G. W. Moore, and P. Steinhardt, Phys.Rev. **D52**, 3548 (1995), hep-th/9503114.
- [16] E. D. Stewart, Phys.Lett. **B345**, 414 (1995), astro-ph/9407040.
- [17] G. Dvali and S. H. Tye, Phys.Lett. **B450**, 72 (1999), hep-ph/9812483.
- [18] D. Salopek, J. Bond, and J. M. Bardeen, Phys.Rev. **D40**, 1753 (1989).
- [19] E. D. Stewart, Phys.Rev. **D51**, 6847 (1995), hep-ph/9405389.
- [20] A. A. Starobinsky, Phys.Lett. **B91**, 99 (1980).
- [21] B. Spokoiny, Phys.Lett. **B147**, 39 (1984).
- [22] J. Bardeen, J. Bond, and G. Efstathiou, Astrophys.J. **321**, 28 (1987).
- [23] F. Bezrukov and M. Shaposhnikov, Phys.Lett. **B659**, 703 (2008), 0710.3755.
- [24] K. Kohri, D. H. Lyth, and A. Melchiorri, JCAP **0804**, 038 (2008), 0711.5006.
- [25] L. Alabidi and K. Kohri, Phys. Rev. **D80**, 063511 (2009), 0906.1398.
- [26] E. D. Stewart, Phys.Lett. **B391**, 34 (1997), hep-ph/9606241.
- [27] L. Covi and D. H. Lyth, Phys. Rev. **D59**, 063515 (1999), hep-ph/9809562.
- [28] S. M. Leach, I. J. Grivell, and A. R. Liddle, Phys. Rev. **D62**, 043516 (2000), astro-ph/0004296.
- [29] L. Covi, D. H. Lyth, and A. Melchiorri, Phys. Rev. **D67**, 043507 (2003), hep-ph/0210395.
- [30] L. Covi, D. H. Lyth, A. Melchiorri, and C. J. Odman, Phys. Rev. **D70**, 123521 (2004), astro-ph/0408129.
- [31] R. Saito and J. Yokoyama, Prog.Theor.Phys. **123**, 867 (2010), * Brief entry *, 0912.5317.
- [32] E. Bugaev and P. Klimai, Phys.Rev. **D81**, 023517 (2010),

- 0908.0664.
- [33] L. Alabidi, K. Kohri, M. Sasaki, and Y. Sendouda, JCAP **1209**, 017 (2012), 1203.4663.
- [34] K. N. Ananda, C. Clarkson, and D. Wands, Phys.Rev. **D75**, 123518 (2007), gr-qc/0612013.
- [35] D. Baumann, P. J. Steinhardt, K. Takahashi, and K. Ichiki, Phys.Rev. **D76**, 084019 (2007), hep-th/0703290.
- [36] A. R. Liddle and S. M. Leach, Phys.Rev. **D68**, 103503 (2003), astro-ph/0305263.
- [37] B. Carr, K. Kohri, Y. Sendouda, and J. Yokoyama, Phys.Rev. **D81**, 104019 (2010), 0912.5297.
- [38] A. S. Josan, A. M. Green, and K. A. Malik, Phys.Rev. **D79**, 103520 (2009), 0903.3184.
- [39] A. D. Linde, Phys.Lett. **B129**, 177 (1983).
- [40] L. McAllister, E. Silverstein, and A. Westphal, Phys.Rev. **D82**, 046003 (2010), 0808.0706.
- [41] J. D. Barrow, Phys.Lett. **B235**, 40 (1990).
- [42] E. Silverstein and A. Westphal, Phys.Rev. **D78**, 106003 (2008), 0803.3085.