

Geodesic Monte Carlo on Embedded Manifolds

Simon Byrne and Mark Girolami

Department of Statistical Science
University College London

October 27, 2019

Abstract

Markov chain Monte Carlo methods explicitly defined on the manifold of probability distributions have recently been established. These methods are constructed from diffusions across the manifold and the solution of the equations describing geodesic flows in the Hamilton–Jacobi representation. This paper takes the differential geometric basis of Markov chain Monte Carlo further by considering methods to simulate from probability distributions that themselves are defined on a manifold, with common examples being classes of distributions describing directional statistics. Proposal mechanisms are developed based on the geodesic flows over the manifolds of support for the distributions and illustrative examples are provided for the hypersphere and Stiefel manifold of orthonormal matrices.

Keywords: Hamiltonian Monte Carlo, geodesic, Riemannian manifold, directional statistics, Stiefel manifold.

1 Introduction

Markov chain Monte Carlo (MCMC) methods which originated in the physics literature have caused a revolution in statistical methodology over the last 20 years by providing the means, now in an almost routine manner, to perform Bayesian inference over arbitrary non-conjugate prior and posterior pairs of distributions (Gilks, Richardson, and Spiegelhalter 1996).

A specific class of MCMC methods, originally known as Hybrid Monte Carlo (HMC), was developed to more efficiently simulate quantum chromodynamic systems (Duane et al. 1987). HMC goes beyond the random walk Metropolis or Gibbs sampling schemes and overcomes many of their shortcomings. In particular HMC methods are capable of proposing bold long distance moves in the state space which will retain a very high acceptance probability and thus improve the rate of convergence to the invariant measure of the chain and reduce the autocorrelation of samples drawn from the stationary distribution of the chain. The HMC proposal mechanism is based on simulating Hamiltonian dynamics defined by the target distribution, see Neal (2011) for a comprehensive tutorial. For this reason HMC is now routinely referred to as Hamiltonian Monte Carlo. Despite the relative strengths and attractive properties of HMC

it has largely been bypassed in the literature devoted to MCMC and Bayesian statistical methodology with very few serious applications of the methodology being published.

More recently in Girolami and Calderhead (2011) it was established that HMC proposals are in fact local geodesic flows defined on the Riemann manifold of probability distributions. The Riemann manifold Hamiltonian Monte Carlo (RMHMC) methodology constructs geodesic based proposals implicitly via Hamiltonian dynamics on the manifold defined by the Fisher–Rao metric tensor and the corresponding Levi–Civita connection. The paper has raised an awareness of the differential geometric foundations of MCMC schemes such as HMC and has already seen a number of methodological and algorithmic developments as well as some impressive and challenging applications exploiting these geometric MCMC methods (Konukoglu et al. 2011; Martin et al. 2012; Raue et al. 2012; Vanlier et al. 2012).

In contrast to Girolami and Calderhead (2011), in this particular paper we show how Hamiltonian Monte Carlo methods may be designed for and applied to distributions defined on manifolds embedded in Euclidean space, by exploiting the existence of explicit forms for geodesics. By way of specific illustration we consider two such manifolds: the unit hypersphere, corresponding to the set of unit vectors in \mathbb{R}^d , and its extension to Stiefel manifolds, the set of p -tuples of orthogonal unit vectors in \mathbb{R}^d .

Such manifolds occur in many statistical applications: distributions on circles and spheres, such as the von Mises distribution, are common in problems dealing with directional data (Mardia and Jupp 2000). Orthonormal bases arise in dimension-reduction methods such as factor analysis (Jolliffe 1986), and can be used to construct distributions on matrices via eigendecompositions.

The problem of sampling from such distributions has not received much attention. Most methods in wide use, such as those used in directional statistics for sampling from spheres, have been developed for the specific problem at hand, often based on rejection sampling techniques tuned to a specific family. For the various multivariate extensions of these distributions, these techniques are usually embedded in a Gibbs sampling scheme.

There are relatively few works on the general problem of sampling from manifolds. The recent paper by Diaconis, Holmes, and Shahshahani (2012) provides a readable introduction to the concepts of geometric measure theory, and practical issues when sampling from manifolds, with the motivation of computing certain sampling distributions for hypothesis testing. Brubaker, Salzmann, and Urtasun (2012), somewhat similar to our approach, develop a HMC algorithm using the iterative algorithm for approximating the Hamiltonian paths.

In the next section, we provide a brief overview of the necessary concepts from differential geometry and geometric measure theory, such as geodesics and Hausdorff measures. In section 3 we construct a Hamiltonian integrator that utilises the explicit form of the geodesics, and incorporate this into a general HMC algorithm. Section 4 gives examples of various manifolds for which the geodesic equations are known, and section 5 provides some illustrative applications.

2 Manifolds, geodesics and measures

2.1 Manifolds and embeddings

In this section, we introduce the necessary terminology from differential geometry and information geometry. A more rigorous treatment can be found in reference books such as do Carmo (1976, 1992) and Amari and Nagaoka (2000).

An m -dimensional manifold \mathcal{M} is a set that locally acts like \mathbb{R}^m : that is, for each point $x \in \mathcal{M}$, there is a bijective mapping q , called a *coordinate system*, from an open set around x to an open set in \mathbb{R}^m . Our particular focus is on manifolds that are *embedded* in some higher-dimensional Euclidean space \mathbb{R}^n , (that is, they are submanifolds of \mathbb{R}^n). Note that \mathbb{R}^d is itself a d -dimensional manifold, which we refer to as the *Euclidean manifold*.

Example 2.1. A simple example of an embedded manifold is the *hypersphere* or $(d-1)$ -*sphere*:

$$\mathbb{S}^{d-1} = \{x \in \mathbb{R}^d : \|x\| = 1\}.$$

This is a $(d-1)$ -dimensional manifold, as there exists an angular coordinate system $\phi \in (0, 2\pi) \times (0, \pi)^{d-2}$ where

$$\begin{aligned} x_1 &= \sin \phi_1 \dots \sin \phi_{n-2} \sin \phi_{n-1}, \\ x_2 &= \sin \phi_1 \dots \sin \phi_{n-2} \cos \phi_{n-1}, \\ x_3 &= \sin \phi_1 \dots \cos \phi_{n-2}, \\ &\vdots \\ x_{n-1} &= \sin \phi_1 \cos \phi_2, \\ x_n &= \cos \phi_1. \end{aligned}$$

Note that this coordinate system excludes some points of \mathbb{S}^{d-1} : such as $\delta_d = (0, \dots, 0, 1)$. As a result, it is not a *global* coordinate system (in fact, no global coordinate system for \mathbb{S}^{d-1} exists), nevertheless it is possible to cover all of \mathbb{S}^{d-1} by utilising multiple coordinate systems known as an *atlas*.

A *tangent* at a point $x \in \mathcal{M}$ is a vector v that lies “flat” on the manifold. More precisely, it can be defined as an equivalence class of the set of functions $\{\gamma : [a, b] \rightarrow \mathcal{M} : \gamma(t_0) = x\}$ that have the same “time derivative” $\frac{d}{dt}q(\gamma(t))|_{t=t_0}$ in some coordinate system q . For an embedded manifold, however, a tangent can be represented simply as a vector $v \in \mathbb{R}^n$ such that

$$v = \dot{\gamma}(t_0) = \frac{d}{dt}\gamma(t)|_{t=t_0}.$$

The *tangent space* is the set T_x of such vectors, and form a subspace of \mathbb{R}^n : this is the equal to the span of the set of partial derivatives $\frac{\partial x_i}{\partial q_j}$ of some coordinate system q .

Example 2.2. A function on the sphere $\gamma : [a, b] \rightarrow \mathbb{S}^{d-1}$, must satisfy the constraint $\sum_i [\gamma_i(t)]^2 = 1$. By taking the time derivative of both sides, we find that

$$\frac{d}{dt} \sum_{i=1}^d [\gamma_i(t)]^2 = 2 \sum_{i=1}^d \gamma_i(t) \dot{\gamma}_i(t) = 0.$$

Therefore the tangent space at $x \in \mathbb{S}^{d-1}$ is the $(d-1)$ -dimensional subspace of vectors orthogonal to x :

$$T_x = \{v \in \mathbb{R}^d : x^\top v = 0\}.$$

A *Riemannian manifold* incorporates a notion of distance, such that for a point $q \in \mathcal{M}$, there exists a positive-definite matrix G , called the metric tensor, that forms an inner product between tangents u and v

$$\langle u, v \rangle_G = u^\top G(q) v.$$

Information geometry is the application of differential geometry to families of probability distributions. Such a family $\{p(\cdot | \theta) : \theta \in \Theta\}$ can be viewed as a Riemannian manifold, using the *Fisher–Rao metric tensor*

$$G_{ij} = -E_{X|\theta} \left[\frac{\partial^2}{\partial \theta_i \partial \theta_j} \log p(X | \theta) \right].$$

Example 2.3. The family of d -dimensional multinomial distributions

$$p(z | \theta) = \theta_1^{z_1} \cdots \theta_d^{z_d}, \quad z = \delta_1, \dots, \delta_d$$

where δ_i is the i th coordinate vector, is parametrised by the unit $(d-1)$ -simplex,

$$\Delta^{d-1} = \{\theta \in \mathbb{R}^d : \theta_i \geq 0, \sum_j \theta_j = 1\}.$$

This is a $(d-1)$ -dimensional manifold embedded in \mathbb{R}^n , and can be parametrised in $(d-1)$ dimensions by dropping the last element of θ , the set of which we will denote by $\Delta_{(-d)}^{d-1}$.

The Fisher–Rao metric tensor in $\Delta_{(-d)}^{d-1}$ is then easily shown to be

$$G_{ij} \begin{cases} \frac{1}{\theta_i} + \frac{1}{1 - \sum_{k=1}^{d-1} \theta_k} & \text{if } i = j, \\ \frac{1}{1 - \sum_{k=1}^{d-1} \theta_k} & \text{otherwise.} \end{cases}$$

A smooth mapping from a Riemannian manifold to \mathbb{R}^n is an *isometric embedding* if the Riemannian inner product is equivalent to the usual Euclidean inner product. That is

$$s^\top G(q) t = u^\top v, \quad \text{where } u_i = \sum_j \frac{\partial x_i}{\partial q_j} s_j, \quad v_i = \sum_j \frac{\partial x_i}{\partial q_j} t_j,$$

or equivalently,

$$G_{ij} = \sum_{l=1}^d \frac{\partial x_l}{\partial q_i} \frac{\partial x_l}{\partial q_j}. \quad (1)$$

The existence of such embeddings is determined by the celebrated Nash (1956) embedding theorem, however it doesn't give any guide as how to construct them. Nevertheless, there are some such embeddings we can identify.

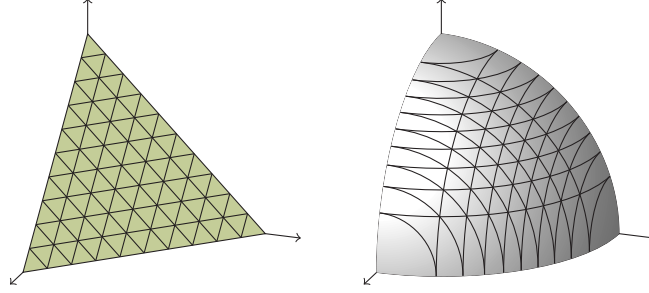


Figure 1: Unit 2-simplex Δ^2 and the positive orthant of the 2-sphere \mathbb{S}^2 . The lines on the simplex are equidistant: the transformation to the sphere stretches these apart near the boundary.

Example 2.4. There is a bijective mapping from the simplex Δ^{d-1} to the positive orthant of the sphere \mathbb{S}^{d-1} by taking the element-wise square root $x_i = \sqrt{\theta_i}$ (see Figure 1). If we consider it as a mapping from $\Delta_{(-d)}^{d-1}$, the partial derivatives are of the form

$$\frac{\partial x_l}{\partial \theta_i} = \begin{cases} \frac{1}{2}\theta_i^{-1/2} & \text{if } i = l < d, \\ 0 & \text{if } i \neq l < d, \\ \frac{1}{2}(1 - \sum_{k=1}^{d-1} \theta_k)^{-1/2} & \text{if } i = l = d. \end{cases}$$

Note that by (1), this is an isometric embedding (up to proportionality) of the Fisher–Rao metric from Example 2.3.

2.2 Geodesics

The *affine connection* of a manifold determines the relationship between tangent spaces of different points on a manifold: interestingly, this depends on the path $\gamma : [a, b] \rightarrow \mathcal{M}$ used to connect the two points, and for a vector field $v(t) \in T_{\gamma(t)}$ along the path, we can measure the change by the *covariant derivative*.

Of course, the time derivative $\dot{\gamma}(t) = \frac{d\gamma(t)}{dt}$ is itself a such a vector field: when this follows the affine connection, the covariant derivative is 0, in which case γ is known as a *geodesic*.

This property can be expressed by the geodesic equation

$$\ddot{\gamma}_i(t) + \sum_{j,k} \Gamma_{jk}^i(\gamma(t)) \dot{\gamma}_j(t) \dot{\gamma}_k(t) = 0, \quad (2)$$

where $\Gamma_{jk}^i(x)$ are known as the connection coefficients or Christoffel symbols. A Riemannian manifold induces a natural affine connection known as the *Levi-Civita connection*.

In the Euclidean manifold \mathbb{R}^n , the Christoffel symbols Γ_{jk}^i are zero, and so the geodesic equation (2) reduces to $\ddot{\gamma}(t) = 0$. Hence the geodesics are the set of straight lines $\gamma(t) = at + b$.

In a Riemannian manifold, the geodesics are the locally extremal paths (maxima or minima in terms of calculus of variations) of the integrated path length

$$\int_a^b \|\dot{\gamma}(t)\|_G dt, \quad \text{where } \|v\|_G^2 = v^\top G v.$$

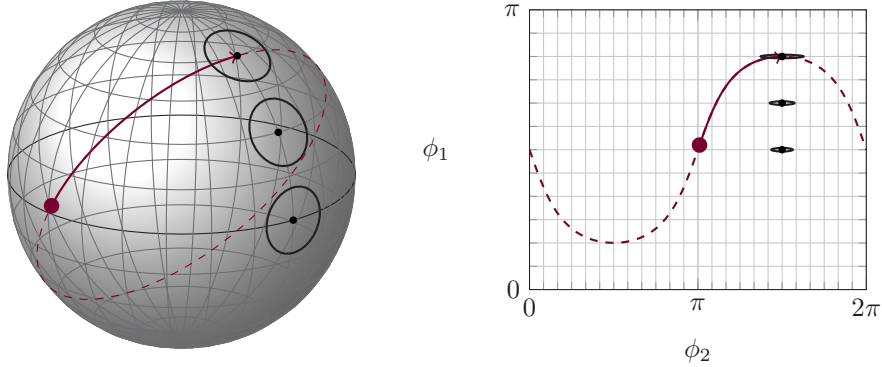


Figure 2: A geodesic ($\bullet \rightarrow$) and great circle ($- - -$) on the sphere \mathbb{S}^2 , and its path in the spherical polar coordinate system $x = (\sin \phi_1 \sin \phi_2, \sin \phi_1 \cos \phi_2, \cos \phi_1)$. The ellipses correspond to equi-length tangents from each marked point.

Moreover, the geodesics have *constant speed*, in that $\|\dot{\gamma}(t)\|_G$ is constant over t . As the geodesics can be determined by the metric, they are consequently preserved under any metric-preserving transformation, such as an isometric embedding.

Example 2.5. A standard result in differential geometry is that the geodesics of the n -sphere are rotations about the origin, known as *great circles* (see Figure 2):

$$x(t) = x(0) \cos(\alpha t) + \frac{v(0)}{\alpha} \sin(\alpha t)$$

where $x(0) \in \mathbb{S}^n$ is the initial position, $v(0)$ is the initial velocity in the tangent space (*i.e.* such that $x(0)^\top v(0) = 0$), and $\alpha = \|v(0)\|$ is the constant angular velocity.

For any geodesic $\gamma : [a, b] \rightarrow \mathcal{M}$, the *geodesic flow* describes the path of the geodesic and its tangent $(\gamma(t), \dot{\gamma}(t))$. Moreover, it is unique to the initial conditions $(x, v) = (\gamma(a), \dot{\gamma}(a))$, so we can describe any geodesic flow from its starting position x and velocity v : this is also known as the *exponential map*. If all such pairs (x, v) describe geodesics, the manifold is said to be *geodesically complete*, which is true of the manifolds we consider in this paper.

2.3 The Hausdorff measure and distributions on manifolds

As our motivation is to sample from distributions defined on manifolds, we introduce some basic concepts of geometric measure theory that will be useful for this purpose. Geometric measure theory is a large and active topic, and is covered in detail in references such as Federer (1969) and Morgan (2009). However for a more accessible overview with a statistical flavour, we suggest the recent introduction given by Diaconis, Holmes, and Shahshahani (2012).

Our key requirement is a reference measure from which we can specify probability density functions, similar to the role played by the Lebesgue measure for distributions on Euclidean space. For this we use the *Hausdorff measure*, one of

the fundamental concepts in geometric measure theory. This can be defined rigorously in terms of a limit of coverings of the manifold (see the above references), however for a manifold embedded in \mathbb{R}^n , it can be heuristically interpreted as the surface area of the manifold.

The relationship between \mathcal{H}^m , the m -dimensional Hausdorff measure, and λ^m , the Lebesgue measure on \mathbb{R}^m , is given by the *area formula* (Federer 1969, Theorem 3.2.5). If we parametrise the manifold by a Lipschitz function $f : \mathbb{R}^m \rightarrow \mathbb{R}^n$, then for any \mathcal{H}^m -measurable function $g : \mathbb{R}^n \rightarrow \mathbb{R}$,

$$\int_A g(f(u)) J_m f(u) \lambda^m(du) = \int_{\mathbb{R}^n} g(x) |\{u \in A : f(u) = x\}| \mathcal{H}^m(dx).$$

Here $J_m f(x)$ is the m -dimensional Jacobian of f : this can be defined as a norm on the matrix of partial derivatives $Df(x)$ (Federer 1969, Section 3.2.1), and if $\text{rank } Df(x) = m$, then $[J_m f(x)]^2$ is equal to the sum of squares of the determinants of all $m \times m$ submatrices of $Df(x)$.

Example 2.6. The square root mapping in Example 2.4 from $\Delta_{(-d)}^{d-1}$ to \mathbb{S}^{d-1} has $(d-1)$ -dimensional Jacobian

$$\frac{1}{2^{d-1}} \prod_{i=1}^d \theta_i^{-1/2}.$$

The Dirichlet distribution is a distribution on the simplex, with density

$$\frac{1}{B(\alpha)} \prod_{i=1}^d \theta_i^{\alpha_i - 1}$$

with respect to the Lebesgue measure on $\Delta_{(-d)}^{d-1}$. Therefore, the corresponding density with respect to the Hausdorff measure on \mathbb{S}^{d-1} is

$$\frac{2^{d-1}}{B(\alpha)} \prod_{i=1}^d x_i^{2\alpha_i - 1}.$$

In other words, the uniform distribution on the sphere arises when $\alpha_i = \frac{1}{2}$, whereas $\alpha = 1$ gives the uniform distribution on the simplex (see Figure 3).

The area formula allows the Hausdorff measure to be easily extended to Riemannian manifolds (Federer 1969, Section 3.2.46), where

$$\mathcal{H}^m(dq) = \sqrt{|G(q)|} \lambda^m(dq).$$

This construction would be familiar to Bayesian statisticians as the *Jeffreys prior*, in the case where G is the Fisher–Rao metric.

When working with probability distributions on manifolds, the Hausdorff measure forms the natural reference measure, and allows for reparametrisation without needing to compute any additional Jacobian term. We use $\pi_{\mathcal{H}}$ to denote the density with respect to the Hausdorff measure of the distribution of interest.

Example 2.7. The von Mises distribution is a common family of distributions defined on the unit circle (Mardia and Jupp 2000, section 3.5.4). When parametrised by an angle θ , the density with respect to the Lebesgue measure on $[0, 2\pi)$ is

$$\pi(\theta) = \frac{1}{2\pi I_0(\kappa)} \exp\{\kappa \cos(\theta - \mu)\}.$$

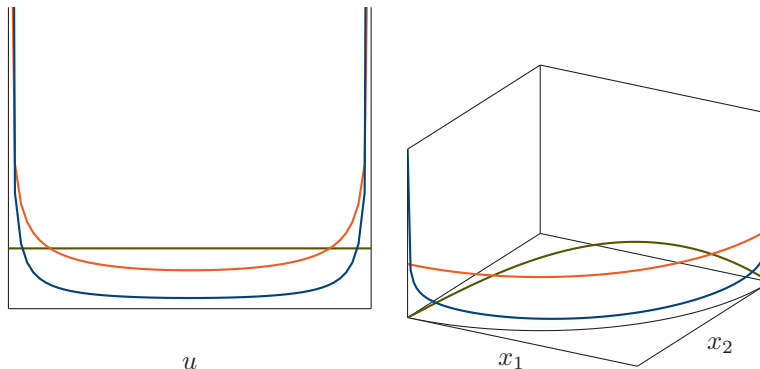


Figure 3: Densities of different $\text{beta}(\alpha, \alpha)$ distributions for $u \in (0, 1)$ (left), and their corresponding transformations to the positive quadrant of the unit circle \mathbb{S}^1 , by the mapping $u \mapsto (\sqrt{1-u}, \sqrt{u})$ (right). $\alpha = 0.1$ (—), $\alpha = 0.5$ (—), and $\alpha = 1.0$ (—).

The embedding transformation $x = (\sin \theta, \cos \theta)$ has unit Jacobian, so the density with respect to the 1-dimensional Hausdorff measure is

$$\pi_{\mathcal{H}}(x) = \frac{1}{2\pi I_0(\|c\|)} \exp\{c^\top x\},$$

where $c = (\kappa \sin \mu, \kappa \cos \mu)$ and I_k is the modified Bessel function of the first kind. In other words, it is a natural exponential family on the circle.

The von Mises–Fisher distribution is the natural extension to higher-order spheres (Mardia and Jupp 2000, section 9.3.2), with density

$$\pi_{\mathcal{H}}(x) = \frac{\|c\|^{p/2-1}}{(2\pi)^{p/2} I_{p/2-1}(\|c\|)} \exp\{c^\top x\}.$$

Attempting to write this as a density with respect to the Lebesgue measure on some parametrisation of the surface, such as angular coordinates, would be much more involved, as the Jacobian is no longer constant.

3 Hamiltonian Monte Carlo on embedded manifolds

Riemannian manifold Hamiltonian Monte Carlo (RMHMC) is a Markov chain Monte Carlo (MCMC) scheme where new samples are proposed by approximately solving a system of differential equations describing the paths of Hamiltonian dynamics on the manifold (Girolami and Calderhead 2011).

The key requirement for Hamiltonian Monte Carlo is the *symplectic integrator*. This is a discretisation that approximates the Hamiltonian flows, yet maintains certain desirable properties of the exact solution, namely time-reversibility and volume preservation. The standard approach is to use a *leapfrog scheme*, which alternately updates the position and momentum via first order Euler updates (Neal 2011).

Given a target density $\pi(q)$ (with respect to the Lebesgue measure) in some coordinate system q , Riemannian manifold Hamiltonian Monte Carlo, Girolami and Calderhead (2011) utilises a Hamiltonian of the form

$$H(q, p) = -\log \pi(q) + \frac{1}{2} \log |G(q)| + \frac{1}{2} p^\top G(q)^{-1} p,$$

where G is the metric tensor. This is the negative log of the joint density (respect to the Lebesgue measure) for (q, p) , where the conditional distribution for the auxiliary momentum variable p is $\mathcal{N}(0, G(q))$.

The first two terms can be combined into the negative log of the target density with respect to the Hausdorff measure of the manifold

$$H(q, p) = -\log \pi_{\mathcal{H}}(q) + \frac{1}{2} p^\top G(q)^{-1} p. \quad (3)$$

By Hamilton’s equations, the dynamics are determined by the system of differential equations

$$\frac{dq}{dt} = \frac{\partial H}{\partial p} = G(q)^{-1} p, \quad (4)$$

$$\frac{dp}{dt} = -\frac{\partial H}{\partial q} = \nabla_q [\log \pi_{\mathcal{H}}(q) - \frac{1}{2} p^\top G(q)^{-1} p]. \quad (5)$$

As this Hamiltonian is not separable (that is, it cannot be written as the sum of a function of q and a function of p), we are unable to apply the standard leapfrog integrator.

3.1 Geodesic integrator

Girolami and Calderhead (2011) develop a generalised leapfrog scheme, which involves composing adjoint Euler approximations to (4) and (5) in a reversible manner. Unfortunately, some of these steps do not have an explicit form, and so need to be solved implicitly by fixed-point iterations. Furthermore, these updates require computation of both the inverse and derivatives of the metric tensor, which are $O(m^3)$ operations; this limits the feasibility of numerically naive implementations of this scheme for higher-dimensional problems. Finally, such a scheme assumes a global coordinate system, which may cause problems for manifolds for which none exist, such as the sphere, where artificial boundaries may be induced.

In this contribution we instead construct an integrator by *splitting the Hamiltonian* (Hairer, Lubich, and Wanner 2006, section II.5): that is, we treat each term in (3) as a distinct Hamiltonian, and alternate simulating between the exact solutions.

Splitting methods have been used in other contexts to develop alternative integrators for Hamiltonian Monte Carlo (Neal 2011, section 5.5.1), such as extending HMC to infinite-dimensional Hilbert spaces (Beskos et al. 2011), and defining schemes that may reduce computational cost (Shahbaba et al. 2011).

We take the first component of the splitting to be the “potential” term

$$H^{[1]}(q, p) = -\log_G \pi(q).$$

Hamilton's equations give the dynamics

$$\dot{q} = \frac{\partial H^{[1]}}{\partial p} = 0 \quad \text{and} \quad \dot{p} = -\frac{\partial H^{[1]}}{\partial q} = \nabla_q \log_{\mathcal{H}} \pi(q).$$

Starting at $(q(0), p(0))$, this has the exact solution

$$q(t) = q(0) \quad \text{and} \quad p(t) = p(0) + t \nabla_q \log \pi_{\mathcal{H}}(q) \Big|_{q=q(0)}. \quad (6)$$

In other words, this is just a linear update to the momentum p .

The second component is the “kinetic” term

$$H^{[2]}(q, p) = \frac{1}{2} p^\top G(q)^{-1} p. \quad (7)$$

This is simply a Hamiltonian absent of any potential term, the solution of Hamilton's equations can be easily shown to be a geodesic flow under the Levi-Civita connection of G (Abraham and Marsden 1978, Theorem 3.7.1), or to be more precise, a co-geodesic flow $(q(t), p(t))$, where $p(t) = G(q(t))\dot{q}(t)$.

Our integrator is then constructed by alternately simulating from the dynamics of $H^{[1]}$ and $H^{[2]}$ for some time step ϵ . Each iteration of the integrator consists of the following steps, starting at position (q, p) in the phase space

1. Update according to the solution to $H^{[1]}$ in (6), for a period of $\epsilon/2$ by setting

$$p \leftarrow p + \frac{\epsilon}{2} \nabla_q \log \pi_{\mathcal{H}}(q) \quad (8)$$

2. Update according to $H^{[2]}$, by following the geodesic flow starting at (q, p) , for a period of ϵ .
3. Update again according to $H^{[1]}$ for a period of $\epsilon/2$ by (8).

As with the RMHMC algorithm, the metric G need only be known up to proportionality: scaling is equivalent to changing the time step ϵ .

The solutions to $H^{[1]}$ and $H^{[2]}$ are reversible and symplectic, as they are themselves are Hamiltonian systems. The integrator is constructed by composition of these solutions in a symmetric manner, so it is also reversible and symplectic.

Therefore the overall transition kernel for our Hamiltonian Monte Carlo scheme from an initial position q_0 , is as follows

1. Propose an initial momentum p_0 from $N(0, G(q_0))$.
2. Map $(q_0, p_0) \mapsto (q_T, p_T)$ by running T iterations of the above integrator.
3. Accept the q_T as the new value with probability

$$1 \wedge \exp\{-H(q_T, p_T) + H(q_0, p_0)\},$$

otherwise return the original value q_0 .

3.2 Embedding coordinates

The algorithm can also be written in terms of an embedding, which avoids altogether the computation of the metric tensor and the possible lack of a global coordinate system.

Given an isometric embedding $\xi : \mathcal{M} \rightarrow \mathbb{R}^n$, then the path $x(t) = \xi(q(t))$, such that

$$\dot{x}_i(t) = \sum_j \frac{\partial x_i}{\partial q_j} \dot{q}_j(t)$$

Therefore, we can transform the phase space (q, p) , where $\dot{q} = G^{-1}p$, to the embedded phase space (x, v) , such that

$$v = \dot{x} = MG(q)^{-1}p = M(M^\top M)^{-1}p \quad \text{where } M_{ij} = \frac{\partial x_i}{\partial q_j},$$

since $G = M^\top M$, from (1).

By substitution, the Hamiltonian (3) can be written in terms of these coordinates as

$$H = -\log \pi_{\mathcal{H}}(x) + \frac{1}{2}v^\top v. \quad (9)$$

Note the target density $\pi_{\mathcal{H}}$ is still defined with respect to the Hausdorff measure of the manifold, and so no additional log-Jacobian term is introduced.

We can rewrite the solution to $H^{[1]}$ in (6) in these coordinates. The position $x(t)$ remains constant, and by the change of variables the operator $\nabla_q = M^\top \nabla_x$, the velocity has a linear path

$$v(t) = v(0) + tM(M^\top M)^{-1}M^\top \nabla_x \log \pi_{\mathcal{H}}(x)|_{x=x(0)}.$$

The linear operator $M(M^\top M)^{-1}M^\top$ is the “hat matrix” from linear regression: this is the orthogonal projection onto the span of the columns of M , *i.e.* the tangent space of the embedded manifold.

Although it is possible to compute this projection using standard least squares algorithms, it can be computationally expensive and prone to numerical instability at the boundaries of the coordinate system (for example, at the poles of a sphere). However for all the manifolds we consider, there exists an explicit form for an orthonormal basis N of the *normal* to the tangent space, in which case we can simply subtract the projection onto the normal:

$$v(t) = v(0) + t(I - NN^\top) \nabla_x \log \pi_{\mathcal{H}}(x)|_{x=x(0)}.$$

Finally, we require a method for sampling the initial velocity v_0 . Since $p_0 \sim \mathcal{N}(0, G(q))$, it follows that

$$v_0 \sim \mathcal{N}(0, M(M^\top M)^{-1}M^\top) = \mathcal{N}(0, I - NN^\top).$$

We don’t need to compute a Cholesky decomposition here: since $(I - NN^\top)$ is a projection, it is idempotent, so we can draw z from $\mathcal{N}(0, I_n)$, and project $v_0 = (I - NN^\top)z$ to obtain the necessary sample.

The resulting procedure is presented in Algorithm 1. In order to implement it for an embedded manifold $\mathcal{M} \subseteq \mathbb{R}^n$, we need to be able to evaluate the following at each $x \in \mathcal{M}$:

Algorithm 1 The transition kernel for Hamiltonian Monte Carlo on an embedded manifold using geodesic flows.

```

1:  $v \sim \mathcal{N}(0, I_n)$ 
2:  $v \leftarrow v - N(x)N(x)^\top v$ 
3:  $h \leftarrow \log \pi_{\mathcal{H}}(x) - \frac{1}{2}v^\top v$ 
4:  $x^* \leftarrow x$ 
5: for  $\tau = 1, \dots, T$  do
6:    $v \leftarrow v + \frac{\epsilon}{2}\nabla_{x^*} \log \pi_{\mathcal{H}}(x^*)$ 
7:    $v \leftarrow v - N(x)N(x)^\top v$ 
8:   Update  $(x^*, v)$  by following the geodesic flow for a time interval of  $\epsilon$ 
9:    $v \leftarrow v + \frac{\epsilon}{2}\nabla_{x^*} \log \pi_{\mathcal{H}}(x^*)$ 
10:   $v \leftarrow v - N(x)N(x)^\top v$ 
11: end for
12:  $h^* \leftarrow \log \pi_{\mathcal{H}}(x^*) - \frac{1}{2}v^\top v$ 
13:  $u \sim \mathcal{U}(0, 1)$ 
14: if  $u < \exp(h^* - h)$  then
15:    $x \leftarrow x^*$ 
16: end if

```

- The log-density with respect to the Hausdorff measure $\log \pi_{\mathcal{H}}$, and its gradients.
- An orthogonal projection from \mathbb{R}^n to the tangent space of $x \in \mathcal{M}$
- The geodesic flow from any $v \in T_x \mathcal{M}$.

4 Embedded manifolds with explicit geodesics

In this section, we provide examples of embedded manifolds for which the explicit forms for the geodesic flow is known, and derive the bases for the normal to the tangent space.

4.1 Affine subspaces

If the embedded manifold is flat, *e.g.* an affine subspace of \mathbb{R}^n , then the geodesic flows are the straight lines

$$[x(t), v(t)] = [x(0), v(0)] \begin{bmatrix} 1 & 0 \\ t & 1 \end{bmatrix}.$$

In the case of the Euclidean manifold \mathbb{R}^n , then the normal space to the tangent is null and no projections are required, and hence the algorithm reduces to the standard leapfrog scheme.

In standard HMC, it is common to utilise a “mass” or “preconditioning” positive-definite matrix M , essentially a constant Riemannian metric, in order to reduce the correlation between samples, especially where variables are highly correlated, or have different scales of variation. This is equivalent to our procedure on the embedding of $x = L^\top q$, where L is a matrix square-root such that $LL^\top = M$.

4.2 Spheres

Recall from earlier examples, the unit $(d-1)$ -sphere \mathbb{S}^{d-1} is an $(d-1)$ -dimensional manifold embedded in \mathbb{R}^d , characterised by the constraint

$$x^\top x = 1,$$

with tangent space

$$\{v \in \mathbb{R}^d : x^\top v = 0\}.$$

Distributions on spheres, particularly \mathbb{S}^1 and \mathbb{S}^2 , arise in many problems in directional statistics (Mardia and Jupp 2000): examples include the von Mises–Fisher distribution (Example 2.7), and the Bingham–von Mises–Fisher distribution (section 5.1). For many of these distributions, the normalisation constants of the density functions are often computationally intensive to evaluate, which makes Monte Carlo methods particularly attractive.

As mentioned in Example 2.5, the geodesics of the sphere are the great circle rotations about the origin. The geodesic flows are then

$$[x(t), v(t)] = [x(0), v(0)] \begin{bmatrix} 1 & 0 \\ 0 & \alpha^{-1} \end{bmatrix} \begin{bmatrix} \cos(\alpha t) & -\sin(\alpha t) \\ \sin(\alpha t) & \cos(\alpha t) \end{bmatrix} \begin{bmatrix} 1 & 0 \\ 0 & \alpha \end{bmatrix} \quad (10)$$

where $\alpha = \|v(t)\|$ is the (constant) angular velocity. The normal to the tangent space at x is x itself, so $(I - xx^\top)u$ is an orthogonal projection of an arbitrary $u \in \mathbb{R}^d$ onto the tangent space.

Other than the evaluation of the log-density and its gradient, the computations only involve vector-vector operations of addition and multiplication, so the algorithm scales linearly in d .

4.3 Stiefel manifolds

A *Stiefel manifold* $\mathbb{V}_{d,p}$ is the set of $d \times p$ matrices X such that

$$X^\top X = I.$$

In other words, the set of matrices with orthonormal column vectors, or equivalently, the set of p -tuples of orthogonal points in \mathbb{S}^{d-1} . It is a $[dp - \frac{1}{2}p(p+1)]$ -dimensional manifold, embedded in $\mathbb{R}^{d \times p}$. In the special case where $d = p$, the Stiefel manifold is the *orthogonal group* \mathbb{O}_d : the set of $d \times d$ orthogonal matrices.

These arise in the statistical problems related to dimension reduction such as factor analysis and principal component analysis, where the aim is to find a low dimensional subspace that represents the data. They can also arise in contexts where the aim is to identify orientations, such as projections in shape analysis, or the eigendecomposition of covariance matrices.

Again, we can find the constraints on the phase space by the time-derivative of the constraint for an arbitrary curve $X(t)$ in $\mathbb{V}_{d,p}$

$$\frac{d}{dt}[X(t)^\top X(t)] = \dot{X}(t)^\top X(t) + X(t)^\top \dot{X}(t) = 0.$$

That is, the tangent space at X is the set

$$\{V \in \mathbb{R}^{d \times p} : V^\top X + X^\top V = 0\}.$$

If we let \tilde{x} denote the matrix X written as a vector in \mathbb{R}^{dp} by stacking the columns x_1, \dots, x_p , then an orthonormal basis N for the normal to the tangent space has p vectors of the form

$$\begin{bmatrix} x_1 \\ 0 \\ \vdots \\ 0 \end{bmatrix}, \begin{bmatrix} 0 \\ x_2 \\ \vdots \\ 0 \end{bmatrix}, \dots, \begin{bmatrix} 0 \\ 0 \\ \vdots \\ x_p \end{bmatrix}$$

and $\binom{p}{2}$ vectors of the form

$$\begin{bmatrix} \frac{1}{\sqrt{2}}x_2 \\ \frac{1}{\sqrt{2}}x_1 \\ 0 \\ \vdots \\ 0 \end{bmatrix}, \begin{bmatrix} \frac{1}{\sqrt{2}}x_3 \\ 0 \\ \frac{1}{\sqrt{2}}x_1 \\ \vdots \\ 0 \end{bmatrix}, \begin{bmatrix} 0 \\ \frac{1}{\sqrt{2}}x_3 \\ \frac{1}{\sqrt{2}}x_2 \\ \vdots \\ 0 \end{bmatrix} \dots$$

For an arbitrary vector $\tilde{u} \in \mathbb{R}^{dp}$, the projection on to the tangent space is then

$$\tilde{u} - NN^\top \tilde{u} = \begin{bmatrix} u_1 - x_1(x_1^\top u_1) - \frac{1}{2}x_2(x_1^\top u_2 + x_2^\top u_1) - \dots \\ u_2 - x_2(x_2^\top u_2) - \frac{1}{2}x_1(x_2^\top u_1 + x_1^\top u_2) - \dots \\ \vdots \\ 0 \end{bmatrix}$$

This can be more easily written in matrix form: for an arbitrary $U \in \mathbb{R}^{d \times p}$, the orthogonal projection onto the Stiefel manifold is

$$U - \frac{1}{2}X(X^\top U + U^\top X).$$

The geodesic flows are more complicated than the spherical case. For $p > 1$, they are no longer simple rotations, but can be expressed in terms of matrix exponentials (Edelman, Arias, and Smith 1999, page 310)

$$[X(t), V(t)] = [X(0), V(0)] \exp \left\{ t \begin{bmatrix} A & -S(0) \\ I & A \end{bmatrix} \right\} \begin{bmatrix} \exp\{-tA\} & 0 \\ 0 & \exp\{-tA\} \end{bmatrix},$$

where $A = X(t)^\top V(t)$ is a skew-symmetric matrix that is constant over the geodesic, and $S(t) = V(t)^\top V(t)$ is non-negative definite.

Although matrix exponentials can be quite computationally expensive, we note that the largest exponential of these is of a $2p \times 2p$ matrix. Other than the matrix exponential and the evaluations of the log-density and its gradients, all the other operations are simple matrix additions and multiplications, the largest of which can be done in $O(dp^2)$ operations, hence the algorithm scales linearly with d .

For the orthogonal group \mathbb{O}_d the geodesics have the simpler form (Edelman, Arias, and Smith 1999, equation 2.14)

$$[X(t), V(t)] = [X(0), V(0)] \begin{bmatrix} \exp\{tA\} & 0 \\ 0 & \exp\{tA\} \end{bmatrix}.$$

4.4 Product manifolds

Given two manifolds \mathcal{M}_1 and \mathcal{M}_2 , their cartesian product

$$\mathcal{M}_1 \times \mathcal{M}_2 = \{(x_1, x_2) : x_1 \in \mathcal{M}_1, x_2 \in \mathcal{M}_2\}$$

is also a manifold.

Product manifolds arise naturally in many statistical problems, for example extensions of the von Mises distributions to $\mathbb{S}^1 \times \mathbb{S}^1$ (a torus) have been used to model molecular angles (Singh, Hnizdo, and Demchuk 2002), and the network eigenmodel in section 5.3 has a posterior distribution on $\mathbb{V}_{m,p} \times \mathbb{R}^p \times \mathbb{R}$.

The geodesics of a product manifold are of the form (γ_1, γ_2) , where each γ_i is a geodesic of \mathcal{M}_i . Likewise, the tangent vectors are of the form (v_1, v_2) , where each v_i is a tangent to \mathcal{M}_i . Consequently, for an arbitrary vector (u_1, u_2) , the orthogonal projection onto the tangent space is $([I - N_1 N_1^\top]u_1, [I - N_2 N_2^\top]u_2)$, where N_i is an orthonormal basis of \mathcal{M}_i .

As a result, when implementing our geodesic Monte Carlo scheme on a product manifold, the key operations (addition of gradient, projection, and geodesic update) can be essentially be done in parallel, the only operation requiring knowledge of the other variables being the computation of the log-density and its gradient. Moreover, when tuning the algorithm, it is possible to choose different ϵ values for each constituent manifold, which can be helpful when variables have different scales of variation.

5 Illustrative examples

5.1 Bingham–von Mises–Fisher distribution

The Bingham–von Mises–Fisher (BVMF) distribution is the exponential family on \mathbb{S}^{d-1} with linear and quadratic terms, with density of the form

$$\pi_{\mathcal{H}}(x) \propto \exp\{c^\top x + x^\top A x\},$$

where c is a vector of length d , and A is a $d \times d$ symmetric matrix (Mardia and Jupp 2000, section 9.3.3).

The Bingham distribution arises as the special case where $c = 0$: this is an axially-bimodal distribution, with the modes corresponding to the eigenvector of the largest eigenvalue. The BVMF distribution may or may not be bimodal, depending on the parameter values.

Hoff (2009) develops a Gibbs-style method for sampling from BVMF distribution by first transforming $y = E^\top x$, where $E^\top \Lambda E$ is the eigen-decomposition of A . Each element y_i of y is updated in random order, conditional $u \in \mathbb{S}^{d-2}$, where $u_j = y_j / \sqrt{1 - y_i^2}$ for $j \neq i$. The $y_i | u$ are sampled using a rejection sampling scheme with a beta envelope, however as noted by Brubaker, Salzmann, and Urtasun (2012), this can give exponentially poor acceptance probabilities (of the order of 10^{-100}) for certain parameter values, particularly when c is large in the direction of the negative eigenspectra.

Implementing our geodesic sampling scheme for the BVMF distribution is straightforward, as the gradient of the log-density is simply $c + 2Ax$, and extremely fast to run, with run times that are independent of the parameter values. However, as with any gradient-based method, it has difficulty switching between

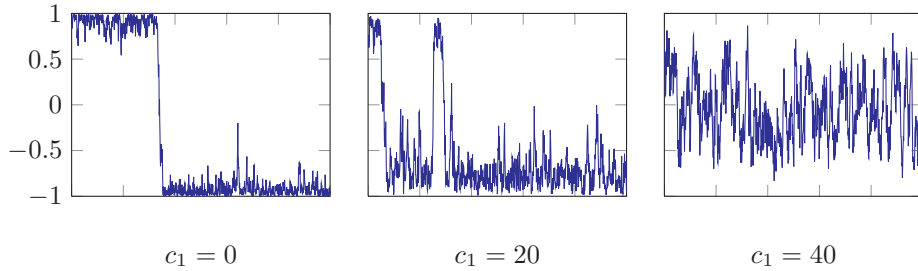


Figure 4: Trace plots of x_4 from 1000 samples from the spherical geodesic Monte Carlo sampler (with parameters $\epsilon = 0.01, T = 20$) for a Bingham–von Mises–Fisher distribution, with parameters $A = \text{diag}(-10, -5, 5, 10)$ and $c = (c_1, 0, 0, 0)$. When the distribution is bimodal ($c_1 = 0, 20$), the sampler has difficulty moving between the modes.

the multiple modes (see Figure 4). Tempering methods (Neal 2011, section 5.5.7) can be used to alleviate this problem, and could be easily incorporated into this scheme.

5.2 Non-conjugate simplex models

We can use the transformation to the sphere to sample from distributions on the simplex Δ^{d-1} . These arise in many contexts, particularly as prior and posterior distributions for discrete-valued random variables such as the multinomial distribution.

If each observation x from the multinomial is completely observed, then the contribution to the likelihood is then θ_x , giving a full likelihood of at most d terms of form

$$L(\theta) = \prod_{i=1}^d \theta_i^{N_i}$$

which is conjugate to a Dirichlet prior distribution.

Complications arise if observations are only partially observed. For example we may have *marginal* observations, which are only observed to a set S , in which case the likelihood term is $\sum_{s \in S} \theta_s$, or *conditional* observations, where the sampling was constrained to occur within a set T , with likelihood term $\theta_x / (\sum_{t \in T} \theta_t)$. These terms destroy the conjugacy, and make computation very difficult.

Such models arise under a *case-cohort design* (Le Polain de Waroux, Maguire, and Moren 2012), the risk factors of a particular disease: for the case sample, the risk factors are observed conditional on the person having the disease, and for the cohort sample the risk factors are observed marginally (as disease status is unknown), and overall population statistics may provide some further information as to the marginal probability of the disease.

The `hyperdirichlet` R package (Hankin 2010) provides an interface and examples for dealing with this type of data. We consider the volleyball data from this package: the data arises from a sports league for 9 players, where each

	$\alpha = 0.1$		$\alpha = 0.5$		$\alpha = 1.0$		$\alpha = 5.0$	
	ESS %	ESS/s	ESS %	ESS/s	ESS %	ESS/s	ESS %	ESS/s
RW-MH	0.0045	4.15	0.099	58.9	0.34	144	0.85	284
Simplex HMC	0.0021	0.0040	0.028	0.068	53.7	585	51.3	638
Spherical HMC	0.0164	0.265	76.7	1254	85.0	1376	91.7	1499

Table 1: Average effective sample size (ESS) across coordinates per 100 samples, and per second, of the Volleyball model under a $\text{Dirichlet}(\alpha \mathbf{1})$ prior from 1 000 000 samples. For all samplers, $\epsilon = 0.01$, and for the HMC algorithms, $T = 20$ leapfrog steps were used.

match consists of two disjoint teams of players, one of which is the winner. The probability of a team T_1 beating T_2 is assumed to be

$$\frac{\sum_{t \in T_1} p_t}{\sum_{t \in T_1 \cup T_2} p_t}$$

where $p = (p_1, \dots, p_9) \in \Delta^8$. We compare three different methods in sampling from the posterior distribution for p under a $\text{Dirichlet}(\alpha \mathbf{1})$ prior, for different values of α . The results are presented in Table 1.

The first is a simple random-walk Metropolis–Hastings algorithm. To ensure the planar constraint $\sum_{i=1}^9 p_i = 1$ is satisfied, the proposals are made from a degenerate $\mathcal{N}(x, \epsilon^2[I - nn^\top])$, where $n = d^{-1/2}\mathbf{1}$ is the normal to the simplex.

The second is the geodesic Monte Carlo algorithm on the simplex. We can ensure the planar constraint is satisfied via the affine constraint methods in 4.1, however we need to further ensure that the integration paths satisfies the positivity constraints, which can be achieved by reflecting the path whenever it violates the constraint. See the appendix for further details.

The third is the geodesic scheme based on the square root transformation to the sphere from Example 2.4. Although this only defines the distribution on the positive orthant, we can extend this distribution to the entire sphere by reflecting about the axes (since we only require knowledge of the density up to proportionality, we can ignore the fact that it is now 2^d times larger). One benefit of this transformation is that the surface is now smooth, so no reflections are required.

For small values of α , both geodesic Monte Carlo samplers perform poorly, due to the concentration of the density at the boundaries. These peaks cause particular problems for the Hamiltonian-type algorithms, as the discontinuous gradients mean that the leapfrog paths give poor approximations to the true Hamiltonian paths, resulting in poor acceptance probabilities. Moreover, for the algorithm on the simplex, the frequent reflections add to the computational cost.

However when $\alpha = 0.5$, the spherical sampler improves markedly: recall from Example 2.6 and Figure 3 that the $\text{Dirichlet}(0.5)$ prior is uniform on the sphere, giving continuous gradients. On the simplex however, the density remains peaked at the boundaries. The simplex sampler improves considerably for values of $\alpha \geq 1$ (where the gradient is now flat or negative), however the spherical algorithm still retains a slight edge.

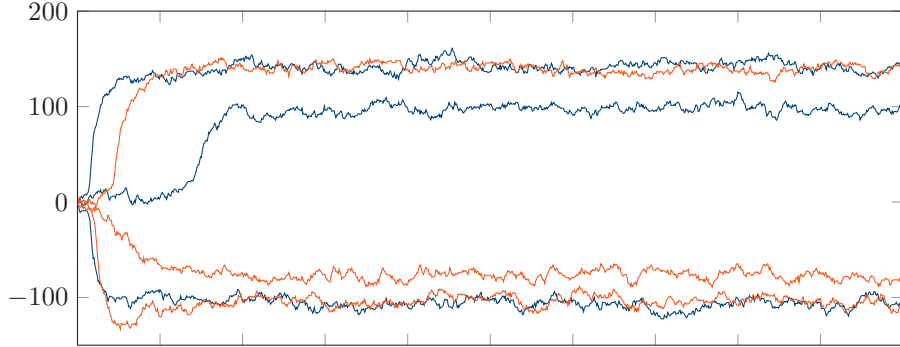


Figure 5: Trace plots of two chains of 1000 samples of the diagonal elements of Λ from geodesic Monte Carlo sampler on the network eigenmodel. One chain (—) converges to the same mode as Hoff (2009), while the other (—) converges to a local mode, with approximately 10^{-36} of the density.

5.3 Eigenmodel for network data

We use the network eigenmodel of Hoff (2009) to demonstrate how Stiefel manifold models can be used for dimension reduction, and how our geodesic sampling scheme may be used for Stiefel and product manifolds. This is a model for a graph on a set of m nodes, where for each unordered pair of nodes $\{i, j\}$, there is a binary observation $Y_{\{i, j\}}$ indicating the existence of an edge between i and j .

The specific example of Hoff (2009) is a protein interaction network, where for $m = 270$ proteins, the existence of the edge indicates whether or not the pair of proteins interact.

The model represents the network by assuming a low ($p = 3$) dimensional representation for the probability of an edge

$$P(Y_{\{i, j\}} = 1) = \Phi([U\Lambda U^\top]_{ij} + c),$$

where $\Phi : \mathbb{R} \rightarrow (0, 1)$ is the probit link function, U is an orthonormal $m \times p$ matrix, and Λ is a $p \times p$ diagonal matrix. U is assumed to have a uniform prior distribution on $\mathbb{V}_{m, p}$ (with respect to the Hausdorff measure), the diagonal elements of Λ have a $\mathcal{N}(0, m)$ distribution, and $c \sim \mathcal{N}(0, 10^2)$.

Hoff (2009) sample from the posterior by introducing latent Gaussian variables for each edge: conditional on these, the parameters U have a matrix-valued Bingham–von Mises–Fisher distribution, which can be sampled using an extension of the usual vector-valued sampler mentioned in section 5.1. This can be incorporated into a Gibbs-style scheme for sampling all the parameters.

We implement geodesic Monte Carlo on the product manifold, details of which are given in the appendix. Trace plots from two chains of the diagonal elements of Λ appear in Figure 5: note that one chain appears to get stuck in a local mode, while the other converges to the same as the method of Hoff (2009). Also, there is no switching between modes, despite their exchangeability. Again, it may be possible to remedy this with a tempering scheme.

6 Conclusion and discussion

We have presented a scheme for sampling from distributions defined on manifolds embedded in Euclidean space by exploiting their known geodesic structure. This method has been illustrated using applications from directional statistics, discrete data analysis and network analysis.

The major constraint of this technique is the requirement of an explicit form for the geodesic flows that can be easily evaluated numerically. These are not often available, for instance the geodesic paths of ellipsoids require often computationally intensive elliptic integrals.

Of the examples we consider, the geodesics of the Stiefel manifold case are the most difficult. Although we do not use them in our examples, the skew-symmetric structure of A allows special routines to be used for its exponential (Gallier and Xu 2002; Cardoso and Leite 2010), and it is possible that similar routines may also exist for the larger matrix exponentiation. An alternative approach would be to utilise a Metropolis-within-Gibbs style scheme over subsets of columns, for example by updating a pair of columns such that they remain orthogonal to the remaining columns.

However once the geodesics and the orthogonal tangent projection of the manifold are known, the remaining process of computing the derivatives is straightforward, and could be easily implemented using automatic differentiation tools, as is used in the **Stan** MCMC library (Stan Development Team 2012), currently under development.

Our approach could be widely applicable to problems in directional statistics, such as the estimation of normalisation constants which are often otherwise numerically intractable. More generally, it could be easily incorporated as part of a larger method for fitting distributions on spheres, as part of an exact-approximate sampling scheme (Andrieu and Roberts 2009).

The method of transforming the simplex to the sphere could be useful for applications dealing with high-dimensional discrete data, such as statistical genetics and language modelling. Stiefel manifolds arise naturally in dimension reduction problems, our methods could be particularly useful where the data are not normally distributed, for instance the analysis of survey data with discrete responses, such as Likert scale data. Furthermore, this method could be utilised in statistical shape and image analysis for determining the orientation of objects in projected images.

Acknowledgements

Simon Byrne is funded by a BBSRC grant (BB/G006997/1) and an EPSRC Postdoctoral Fellowship (EP/K005723/1). Mark Girolami is funded by an EPSRC Established Career Fellowship (EP/J016934/1).

Contact address

Email: `simon.byrne@ucl.ac.uk`

Postal address: Department of Statistical Science, University College London, Gower Street, London WC1E 6BT, United Kingdom.

A Reflecting at boundaries of the simplex

Neal (2011, section 5.5.1.5) notes that when an integration path crosses a boundary of the sample space, it can be reflected about the normal to the boundary to keep it within the desired space. He considers boundaries that are orthogonal to the i th axis, with normals of the form δ_i . Whenever such a constraint is violated, the position and velocity are replaced by

$$x'_i = b_i + (b_i - x_i) \quad \text{and} \quad v'_i = -v_i,$$

where b_i is the boundary (either upper or lower). As no other coordinates are involved in this reflection, this can be done in parallel for all constrained coordinates.

However for the simplex Δ^{d-1} , the normals are not of the form δ_i , as this would result in the path being reflected off the plane $\{x : \sum_i x_i = 1\}$. Instead, we need to reflect about the projection of δ_i onto the plane, that is

$$\tilde{n}_i = \frac{\tilde{m}_i}{\|\tilde{m}_i\|} = \frac{d\delta_i - \mathbf{1}}{\sqrt{d(d-1)}} \quad \text{where} \quad \tilde{m}_i = \delta_i - (d^{-1/2}\mathbf{1})(d^{-1/2}\mathbf{1})^\top \delta_i.$$

A procedure for performing the position updates is given in Algorithm 2.

Algorithm 2 The geodesic updates on the simplex incorporating reflection off the boundaries.

```

1:  $\omega \leftarrow \epsilon$ 
2: while  $\omega > 0$  do
3:    $(s, I) \leftarrow (\min, \arg \min_i) \{-x_i/v_i : v_i < 0\}$  {The time until any coordinate
   is negative-valued: this can only occur when the velocity is negative.}
4:    $x \leftarrow x + \min(\omega, \kappa)v$ 
5:    $\omega \leftarrow \omega - \min(\omega, \kappa)$ 
6:   if  $\omega > 0$  then
7:      $v \leftarrow v - 2\tilde{n}_I \tilde{n}_I^\top v$ 
8:   end if
9: end while

```

B Network eigenmodel

Define the $p \times p$ symmetric matrices $\eta = U\Lambda U^\top + c$ and Y^* , where

$$Y_{ij}^* = \begin{cases} 1 & Y_{\{i,j\}} = 1 \\ 0 & i = j \\ -1 & Y_{\{i,j\}} = 0 \end{cases}.$$

then using the property that $1 - \Phi(x) = \Phi(-x)$, the log-density of the posterior is

$$\log \pi_{\mathcal{H}}(U, \Lambda, c) = \sum_{\{i,j\}} \log \Phi(Y_{ij}^* \eta_{ij}) - \sum_{r=1}^p \frac{\Lambda_{rr}^2}{2m} - \frac{c^2}{200} + \text{constant}.$$

The gradients with respect to the parameters are

$$\begin{aligned}\frac{\partial \log \pi_{\mathcal{H}}}{\partial U_{ir}} &= \sum_{j=1}^m \frac{\partial \log \pi_{\mathcal{H}}}{\partial \eta_{ij}} U_{jr} \Lambda_{rr}, \\ \frac{\partial \log \pi_{\mathcal{H}}}{\partial \Lambda_{rr}} &= \sum_{\{i,j\}} \frac{\partial \log \pi_{\mathcal{H}}}{\partial \eta_{ij}} U_{ir} U_{jr} - \frac{\Lambda_{rr}}{m}, \\ \frac{\partial \log \pi_{\mathcal{H}}}{\partial c} &= \sum_{\{i,j\}} \frac{\partial \log \pi_{\mathcal{H}}}{\partial \eta_{ij}} - \frac{c}{100},\end{aligned}$$

where the gradients with respect to the linear predictors are

$$\frac{\partial \log \pi_{\mathcal{H}}}{\partial \eta_{ij}} = Y_{ij}^* \frac{\phi(Y_{ij}^* \eta_{ij})}{\Phi(Y_{ij}^* \eta_{ij})}.$$

The program was implemented in MATLAB. To avoid numerical overflow errors, the ratio $\phi(x)/\Phi(x)$, as well as $\log \Phi(x)$ for negative values of x , are calculated using the `erfcx` function. The matrix exponential terms were calculated using the inbuilt `expm` function, which utilises a Padé approximation with scaling and squaring.

Different ϵ values were used for each parameter: $\epsilon_U = 0.005$, $\epsilon_{\Lambda} = 0.1$ and $\epsilon_c = 0.001$. $T = 20$ leapfrog steps were run for each iteration.

References

- Abraham, Ralph and Jerrold E. Marsden (1978). *Foundations of mechanics*. 2nd ed. Reading, Mass.: Benjamin/Cummings Publishing Co. Inc. Advanced Book Program. ISBN: 0-8053-0102-X.
- Amari, Shun-ichi and Hiroshi Nagaoka (2000). *Methods of information geometry*. Vol. 191. Translations of Mathematical Monographs. Providence, RI: American Mathematical Society. ISBN: 0-8218-0531-2.
- Andrieu, Christophe and Gareth O. Roberts (2009). “The pseudo-marginal approach for efficient Monte Carlo computations”. In: *Ann. Statist.* 37.2, pp. 697–725. DOI: 10.1214/07-AOS574. URL: <http://dx.doi.org/10.1214/07-AOS574>.
- Beskos, A. et al. (2011). “Hybrid Monte Carlo on Hilbert spaces”. In: *Stochastic Process. Appl.* 121.10, pp. 2201–2230. DOI: 10.1016/j.spa.2011.06.003.
- Brubaker, Marcus, Mathieu Salzmann, and Raquel Urtasun (2012). “A Family of MCMC Methods on Implicitly Defined Manifolds”. In: *JMLR Workshop and Conference Proceedings* 22, pp. 161–172. URL: <http://jmlr.csail.mit.edu/proceedings/papers/v22/>
- Cardoso, João R. and F. Silva Leite (2010). “Exponentials of skew-symmetric matrices and logarithms of orthogonal matrices”. In: *J. Comput. Appl. Math.* 233.11, pp. 2867–2875. DOI: 10.1016/j.cam.2009.11.032.
- Diaconis, Persi, Susan Holmes, and Mehrdad Shahshahani (2012). “Sampling From A Manifold”. In: *Festschrift for Joe Eaton*, to appear. arXiv:1206.6913.
- Do Carmo, Manfredo Perdigão (1976). *Differential geometry of curves and surfaces*. Englewood Cliffs, N.J.: Prentice-Hall Inc.
- (1992). *Riemannian geometry*. Mathematics: Theory & Applications. Boston, MA: Birkhäuser Boston Inc. ISBN: 0-8176-3490-8.
- Duane, S. et al. (1987). “Hybrid Monte Carlo”. In: *Physics Letters B* 195, pp. 216–222.

- Edelman, Alan, Tomás A. Arias, and Steven T. Smith (1999). “The geometry of algorithms with orthogonality constraints”. In: *SIAM J. Matrix Anal. Appl.* 20.2, pp. 303–353. DOI: 10.1137/S0895479895290954.
- Federer, Herbert (1969). *Geometric measure theory*. Die Grundlehren der mathematischen Wissenschaften, Band 153. Springer-Verlag New York Inc., New York.
- Gallier, J. and D. Xu (2002). “Computing exponentials of skew-symmetric matrices and logarithms of orthogonal matrices”. In: *International Journal of Robotics and Automation* 17.4.
- Gilks, W. R., S. Richardson, and D. J. Spiegelhalter, eds. (1996). *Markov chain Monte Carlo in practice*. Interdisciplinary Statistics. London: Chapman & Hall. ISBN: 0-412-05551-1.
- Girolami, Mark and Ben Calderhead (2011). “Riemann manifold Langevin and Hamiltonian Monte Carlo methods”. In: *J. R. Stat. Soc. Ser. B Stat. Methodol.* 73.2. With discussion and a reply by the authors, pp. 123–214. DOI: 10.1111/j.1467-9868.2010.00765.x.
- Hairer, Ernst, Christian Lubich, and Gerhard Wanner (2006). *Geometric numerical integration*. Second. Vol. 31. Springer Series in Computational Mathematics. Structure-preserving algorithms for ordinary differential equations. Berlin: Springer-Verlag. ISBN: 3-540-30663-3; 978-3-540-30663-4.
- Hankin, Robin K. S. (Feb. 2010). “A Generalization of the Dirichlet Distribution”. In: *Journal of Statistical Software* 33.11, pp. 1–18. URL: <http://www.jstatsoft.org/v33/i11>.
- Hoff, Peter D. (2009). “Simulation of the matrix Bingham-von Mises-Fisher distribution, with applications to multivariate and relational data”. In: *J. Comput. Graph. Statist.* 18.2, pp. 438–456. DOI: 10.1198/jcgs.2009.07177.
- Jolliffe, I. T. (1986). *Principal component analysis*. Springer Series in Statistics. New York: Springer-Verlag. ISBN: 0-387-96269-7.
- Konukoglu, Ender et al. (2011). “Efficient probabilistic model personalization integrating uncertainty on data and parameters: Application to Eikonal-Diffusion models in cardiac electrophysiology”. In: *Progress in Biophysics and Molecular Biology* 107.1, p. 134.
- Le Polain de Waroux, O., H. Maguire, and A. Moren (2012). “The case-cohort design in outbreak investigations.” In: *Euro Surveillance: Bulletin Européen sur les Maladies Transmissibles* 17.25.
- Mardia, Kanti V. and Peter E. Jupp (2000). *Directional statistics*. Wiley Series in Probability and Statistics. Chichester: John Wiley & Sons Ltd. ISBN: 0-471-95333-4.
- Martin, James et al. (2012). “A Stochastic Newton MCMC Method for Large-Scale Statistical Inverse Problems with Application to Seismic Inversion”. In: *SIAM Journal on Scientific Computing* 34.3, A1460–A1487.
- Morgan, Frank (2009). *Geometric measure theory*. Fourth. A beginner’s guide. Elsevier/Academic Press, Amsterdam. ISBN: 978-0-12-374444-9.
- Nash, John (1956). “The imbedding problem for Riemannian manifolds”. In: *Ann. of Math. (2)* 63, pp. 20–63.
- Neal, Radford M. (2011). “MCMC using Hamiltonian dynamics”. In: *Handbook of Markov chain Monte Carlo*. Chapman & Hall/CRC Handb. Mod. Stat. Methods. Boca Raton, FL: CRC Press, pp. 113–162.
- Raue, A. et al. (2012). “Joining forces of Bayesian and frequentist methodology: a study for inference in the presence of non-identifiability”. In: *Philosophical Transactions of the Royal Society A* 371.1984.
- Shahbaba, B. et al. (2011). “Split Hamiltonian Monte Carlo”. In: arXiv:1106.5941.

- Singh, Harshinder, Vladimir Hnizdo, and Eugene Demchuk (2002). “Probabilistic model for two dependent circular variables”. In: *Biometrika* 89.3, pp. 719–723. DOI: 10.1093/biomet/89.3.719.
- Stan Development Team (2012). *Stan: A C++ Library for Probability and Sampling, Version 1.0*. URL: <http://mc-stan.org/>.
- Vanlier, J. et al. (2012). “An integrated strategy for prediction uncertainty analysis”. In: *Bioinformatics* 28.8, pp. 1130–1135.